CONSTRUCTION CONTRACT

New York City
Department of
Environmental Protection
59-17 Junction Boulevard
Flushing, New York 11373

Lisa F. Garcia
Commissioner

Joseph Vaicels
Assistant Commissioner
Agency Chief Contracting Officer

Addendum No. 1
To The Invitation for Bids

for Furnishing all Labor and Material Necessary and Required for:

Contract: **OB-144A**

Description: **TRC Optimization at the Oakwood Beach Wastewater Resource Recovery Facility**

November 2026



CITY OF NEW YORK
DEPARTMENT OF ENVIRONMENTAL PROTECTION
BUREAU OF ENGINEERING DESIGN AND CONSTRUCTION

TO ALL BIDDERS FOR FURNISHING ALL LABOR AND MATERIAL NECESSARY AND REQUIRED FOR:

Contract OB-144A

TRC Optimization at the Oakwood Beach Wastewater Resource Recovery Facility

Addendum No. 1:

This Addendum No. 1 is issued for the purpose of amending the requirements of the Contract Documents and is hereby made a part of said Contract Documents as though it were originally included therein. The pages of this Addendum are numbered sequentially. All Bidders should check this book carefully to verify that all the pages are included.

Please note: Bid Date has been changed as shown below:
Bid Date: November 25, 2026
Last day to submit questions: October 28, 2026
Bid Time: 10:00 AM ET
Bid Location: Submit Bid Response via PASSPort

TABLE OF CONTENTS

Item	Page No.
Contract Drawings	1
Contract Terms and Specifications	2
List of Attachments	4
Response to Bidders Questions	5

ADDENDUM NO. 1
Contract OB-144A

TRC Optimization at the Oakwood Beach Wastewater Resource Recovery Facility

Contract Drawings

1. Sheet G-003, Suggested Sequencing Note 7, **DELETE** in its entirety and **REPLACE WITH** "Contractor shall coordinate with DEP BWT to have emergency hypochlorite drip line active before removing and replacing the induction mixer."
2. Sheet G-003, General Note 14, **DELETE** in its entirety and **REPLACE WITH** "Field offices, trailers, and staging areas are to be located off-site. Designated areas for these are to be verified and approved by Owner and Engineer prior to mobilization. Parking, temporary storage of material and equipment will not be allowed onsite or inside the facilities."
3. Sheet C-004, General Note 1, **DELETE** in its entirety and **REPLACE WITH** "Contractor trailer(s), parking, and staging area to be located off-site. Stockpile area to be located on-site and is to be coordinated with DEP prior to mobilization."
4. Sheet E-001, General Note 3, **DELETE** in its entirety and **REPLACE WITH** "Ductbank routing and handhole placement is shown diagrammatically. Contractor shall field verify all routing, locations, and existing site conditions prior to commencing work. Contractor shall field verify all locations of existing equipment, junction boxes, ductbanks, conduits, underground utilities, etc. that require modifications and determine proper allocation for new construction. See civil drawings for underground utilities."

5. Drawing(s) Revised are noted herein:

Sheet No.	Drawing Name	Revised Drawing No.
G-003.00	Symbols, Abbreviations, and General Notes	
C-004.00	Site Plan and Yard Piping Modifications	
E-001.00	Electrical Site Plan	E-001.01

ADDENDUM No. 1
CONTRACT OB-144A

Contract Specifications

1. Section 01 11 00 - Summary of Work

    a. Page 2, Article 1.05.A.1, **DELETE** "683 Mill Road, Staten Island, NY 10306" and **REPLACE WITH** "751 Mill Road, Staten Island, NY 10306".

    b. Page 3, Article 1.05.B.5.c, **DELETE** in its entirety and **REPLACE WITH** "Provide and install three (3) TSS sensors, electrical conduits & wires. One (1) sensor installed in the common influent channel and two (2) in the common effluent channel."

    c. Page 4, Article 1.05.B.5.k, **DELETE** "Replace existing 5 hp induction mixer with a 10 hp mixer of the same type and shall be suited for the existing slide brackets and side rails." and **REPLACE WITH** "Replace induction mixer, support frame and guide rail."

2. Section 01 14 00 - Work Restrictions

    a. Page 2, Article 1.05.A.1, **DELETE** "6:00 PM" and **REPLACE WITH** "3:00 PM".

3. Section 01 27 00 - Measurement and Payment

    a. **DELETE** in its entirety and **REPLACE WITH** Attachment #2, Section 01 27 00 Measurement and Payment.

4. Section 01 32 10 - Progress Scheduling

    a. Page 21, Exhibit 3 – Schedule Milestones, **DELETE** all dates noted for schedule milestone nos. 1 through 5.

5. Section 01 52 10 - Temporary Field Office Trailers

    a. Page 2, Article 1.05.C.1, **DELETE** "Limited space will be made available on the site for construction staging and field offices for the Contractor." and **REPLACE WITH** "Construction staging and field offices for the Contractor are to be located off-site."

6. Section 03 01 30.71 – Rehabilitation of Cast-in-Place Concrete

    a. Page 10, Article 3.02., **DELETE** Articles I and J in their entirety.

7. Section 40 79 91 - PMCS Field Instruments

a. Page 11, Article 2.02.E.4.a, **INSERT** "2) Enclosure shall be Enduro Model 300 as manufactured by VPC Fiberglass, Medina, NY or approved equal."

ADDENDUM NO. 1
Contract OB-144A

TRC Optimization at the Oakwood Beach Wastewater Resource Recovery Facility

LIST OF ATTACHMENTS:

1. ATTACHMENT #1: Revised Contract Drawing E-001.01
2. ATTACHMENT #2: Section 01 27 00 Measurement and Payment
3. ATTACHMENT #3: As-Built Drawing E-101 from Contract OB-29 (1970)

ADDENDUM NO. 1

Contract OB-144A

TRC Optimization at the Oakwood Beach Wastewater Resource Recovery Facility

RESPONSE TO BIDDER QUESTIONS

1) Question – Please reference Specification Section 01 43 05. Please confirm if a full Quality Control Manager is required and that person must not have any other responsibilities other than Quality Control.

   Response – A full-time Quality Manager is not required. The Quality Control Manager can have other responsibilities other than Quality Control.

2) Question – Please reference Drawing E-001.00 in where the proposed electrical ductbank and handhole go directly through a temporary office trailer complex. Please confirm the office trailer will be removed prior to the mobilization of the project.

   Response – Office trailers will NOT be removed. The proposed electrical ductbank and handhole locations can be relocated and shall be coordinated with DEP prior to work. This clarification is included in this Addendum.

3) Question – Please reference Drawing E-001.00 in where the proposed electrical ductbank is to be routed to and through the Sludge Storage Building basement. Please provide as-builts of the Sludge Storage Building basement and foundation.

   Response – As-built drawing (E-101 from Contract OB-29 (1970) is included as Attachment #3 to this Addendum.

4) Question – Please reference Specification section 01 27 00. Section 1.05, B., 7., c., Contract Item UP-2e, Spall Repair Greater than 3". Please clarify the detail Type which is missing from the reference.

   Response - Refer to Concrete Repair Type 3 Detail. Specifications are updated and included with this Addendum.

5) Question – Please reference Specification section 03 01 30.71, Section 1.05, A., 3. Please provide the number of days the manufacturer representative is required on site so the cost can be included in the bid.

   Response - For bidding purposes, the contractor shall assume 60 days. This date is subject to change based on field conditions, and the Contractor should coordinate the actual time with the Owner.

6) Question – Please reference Specification section 01 27 00. Section 1.05, B., 7., b., Contract Item UP-2e, Spall Repair Greater than 3". Please confirm the maximum depth of repair. Please confirm, and at what depth, if temporary shoring will be required.

   Response – The maximum depth of repair under this unit price item would be the half wall thickness (if the half wall section has spalled off). If such occurs the contractor shall submit an RFI should be submitted requesting direction from the EOR. The need for temporary shoring will be based on the actual repair approach, as well as contractor means and methods.

7) Question – Please reference Specification section 03 01 30.71, Section 3.02, H, I and J., Expansion Joint Repair, Waterproof Membrane Patch, and Cement Based Textured Coating respectfully. Please depict the location of the work, the respective quantities and confirm the payment method.

   Response - The location of the work is within the CCTs and Parshall Flume. Exact locations will not be provided. For expansion joint repairs, the Contractor shall refer to UP-2e for Foam Sealant repairs. Refer to the bid booklet for repair quantities. Contractor shall field verify the final quantities in the field.

8) Question – Please reference Specification section 01 14 00, Section 1.05, A. that states the normal working hours are 7am to 6pm. However, the Pre-Bid presentation states 7am-3pm. Please confirm which working hours are to be followed.

   Response – The normal working hours are 7AM- 3PM as indicated in the Pre-bid presentation. This change is included in this Addendum #1.

9) Question – Please reference Specification section 01 14 00, Section 3.01, A. 3. Please confirm that only 1 EA, 60-day shutdown is permitted March to November and 1 EA, 90-Day shutdown is permitted December through March. Since Specification Section 01 32 00 states the start of construction is October 2027 and Substantial Completion is May 26, 2029 there would be effectively 2 EA, 90-Day shutdowns (Nov-April 2027-28 & 2028-2029) and 2 EA 60-Day shutdowns (April to November 2028, and April to May 2029). Please clarify the frequency of the shutdowns that are permitted.

   Response – The 60 or 90 days are the maximum number of days the Contractor allowed for CCT shutdown during those periods. However, the actual shutdowns, numbers of days, and frequency of the shutdowns shall be coordinated and approved by the Owner. For bidding purpose, please assume 4 shutdowns: 1) LSCCT shutdown 2) SSCCT shutdown 3) LSCCT shutdown; (then back to normal operations for 3 months; and 4) LSCCT shutdown.

10) Question – Please reference Specification section 01 11 00 Summary of Work, Section 1.05, B., 3., g., in where "Repair Expansion Joint" work is depicted. Please

depict the location of the work, the respective quantities and confirm the payment method.

11) *Response – The location of the work is within the CCTs and Parshall Flume. Exact locations will not be provided. For expansion joint repairs, the Contractor shall refer to UP-2e for Foam Sealant repairs. Refer to the bid booklet for repair quantities. Contractor shall field verify the final quantities in the field.*

12) Question – Please reference Specification section 01 27 00. Section 1.05, B., 3 through 8. Please confirm the quantity and location of the repairs in each channel of each CCT.

Response - The location of the work is within the CCTs and Parshall Flume. Exact locations will not be provided. Refer to the bid booklet for repair quantities. Contractor shall field verify the final quantities in the field.

13) Question – Please reference Drawing S-007.00 Mixer Support Plan. Please depict this work relative to the CCT's on the Mechanical "M" Drawings

Response – The location of the Induction Mixer is depicted on Drawings M-002 and M-003.

14) Question – Please reference Specification section 01 11 00 Summary of Work, Section 1.05, B., 5., k., in where the new 10 HP Induction Mixer is to use the existing slide rail and brackets. Please provide as-builts, measurements and photos of the existing rails and brackets.

Response - Section 1.05, B., 5., k shall be replaced with "Replace existing 5 hp induction mixer, support frame and guide rail with a 10 hp mixer of the same type, support frame and guide rail". The support frame and guide rail are specified in Section 43 28 01-2.02.C.1.a.

15) Question – Please confirm if excavated material can be used for backfill.

Response - Excavated materials can be reused onsite if no evidence of contamination is observed during the excavation. Please refer to Section 02 24 20. Stockpile can be located onsite; Contractor to coordinate with and get approval from the DEP for stockpile location.

16) Question – Please reference Drawing G-003.00 and C-004 in where there is a conflict regarding the field office location. Please confirm the field office and trailers can be on-site or must be off-site.

Response – Field office and trailers shall be off-site.

17) Question – Please reference the Pre-Bid Presentation in where the common-channel mixer is to be installed "in the wet" in where the contractor must provide isolation devices in the effluent channel to do the work. Please provide design criteria and available data for temporary isolation, including, flow ranges, water levels, channel dimensions, allowable leakage, structural loads, access, installation/removal constraints, and DEP approval requirements.

Response - As indicated in Section 43 28 01-2.02.C.1.a. the influent channel cannot be taken out of service to install the mixer and the mixer support frame shall be designed and sealed by mixer manufacturer. The channel width is 8-ft, water depth 12+/- ft, average flow 27 mgd (velocity 0.44 fps), max flow 80 mgd (velocity 1.29 fps)

18) Question – Please reference Drawing G-003.00 Sequencing Note 7. The note requires a temporary sodium hypochlorite dosing device before removing and installing the common-channel induction mixer. However, the pre-bid presentation states that either the hypochlorite metering pumps/diffusers or the emergency sodium hypochlorite tanks must be in service. Please confirm the required temporary chlorination configuration, capacity, redundancy, chemical supply responsibility, controls, monitoring, testing, and duration. Please also clarify whether the contractor must furnish temporary dosing in all cases or only if existing systems are unavailable.

Response – Contractor shall coordinate with DEP BWT to have emergency hypochlorite drip line active before removing and replacing the induction mixer.

19) Question – Please reference Specification section 01 27 10 Project Milestone and Scheduling Restraints, Section 1.02, C., 2. TRC Consent Order. Please provide a consent order fine schedule and a maximum value of potential fines NYCDEP may assess so potential exposure can be evaluated.

Response – The fine is $37,500 per day and no maximum limit.

20) Question – Please provide specifications for the Weather Controlled Enclosure located on drawing M-005.00

Response - The specification for weather-controlled enclosure for colorimetric analyzer is in Section 40 79 91-2.02.E.4. Add the following to E.4.a: "2) Enclosure shall be Enduro Model 300 as manufactured by VPC Fiberglass, Medina, NY or approved equal."

21) Question – We would like to request a 2nd Site Walkthrough for the project.

Response – No 2nd Site Walkthrough for this project.

Attachment #1: Revised Contract Drawing E-001.01

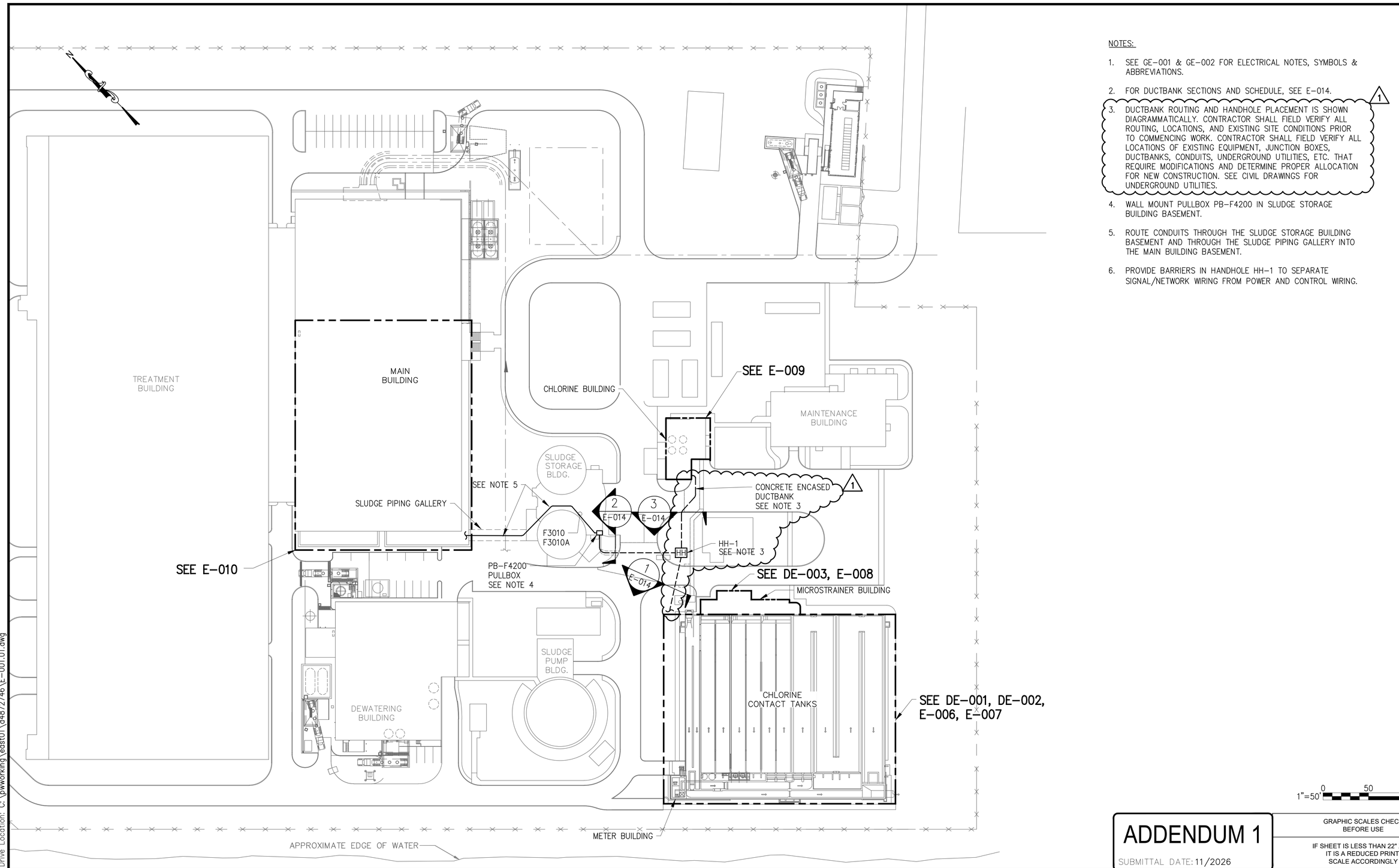

NOTES:

1. SEE GE-001 & GE-002 FOR ELECTRICAL NOTES, SYMBOLS & ABBREVIATIONS.
2. FOR DUCTBANK SECTIONS AND SCHEDULE, SEE E-014.
3. DUCTBANK ROUTING AND HANDHOLE PLACEMENT IS SHOWN DIAGRAMMATICALLY. CONTRACTOR SHALL FIELD VERIFY ALL ROUTING, LOCATIONS, AND EXISTING SITE CONDITIONS PRIOR TO COMMENCING WORK. CONTRACTOR SHALL FIELD VERIFY ALL LOCATIONS OF EXISTING EQUIPMENT, JUNCTION BOXES, DUCTBANKS, CONDUITS, UNDERGROUND UTILITIES, ETC. THAT REQUIRE MODIFICATIONS AND DETERMINE PROPER ALLOCATION FOR NEW CONSTRUCTION. SEE CIVIL DRAWINGS FOR UNDERGROUND UTILITIES. (1)
4. WALL MOUNT PULLBOX PB-F4200 IN SLUDGE STORAGE BUILDING BASEMENT.
5. ROUTE CONDUITS THROUGH THE SLUDGE STORAGE BUILDING BASEMENT AND THROUGH THE SLUDGE PIPING GALLERY INTO THE MAIN BUILDING BASEMENT.
6. PROVIDE BARRIERS IN HANDHOLE HH-1 TO SEPARATE SIGNAL/NETWORK WIRING FROM POWER AND CONTROL WIRING.

1"=50' 0 50 100 FT.

ADDENDUM 1

SUBMITTAL DATE: 11/2026

GRAPHIC SCALES CHECK BEFORE USE

IF SHEET IS LESS THAN 22" X 34" IT IS A REDUCED PRINT. SCALE ACCORDINGLY

NO.	DATE	REVISIONS/DESCRIPTION	APPR'D.
1	11/2026	ADDENDUM 1	DP

DESIGNED BY: DP
DRAWN BY: KC
CHECKED BY: DF
DESIGN LEAD: DAVID FREDERICKS, PE
PROJECT MANAGER: FRANK VISINGARDI JR., PE

Savin Engineers, P.C.

Environmental Protection

ACCOUNTABLE MANAGER: STELLA UWAECHIE
PORTFOLIO MANAGER: ANDREW NG, P.E.
EXECUTIVE DIRECTOR: KENNETH E. MORIARTY, P.E.

"WARNING-IT IS A VIOLATION, OF THE NEW YORK STATE EDUCATION LAW, SECTION, 7209.2, FOR ANY PERSON, UNLESS (S)HE IS ACTING UNDER THE DIRECTION OF A LICENSED PROFESSIONAL ENGINEER, TO ALTER THIS DOCUMENT IN ANY WAY. IF ALTERED, THE ALTERING PERSON SHALL COMPLY WITH THE REQUIREMENTS OF NEW YORK EDUCATION, LAW, SECTION, 7209.2."

NEW YORK CITY ENVIRONMENTAL PROTECTION
BUREAU OF ENGINEERING DESIGN & CONSTRUCTION
96-05 HORACE HARDING EXPRESSWAY 5th FLOOR
CORONA, NEW YORK 11368
www.nyc.gov/dep

CAPITAL PROJECT WP-282
STATEN ISLAND, NY, OAKWOOD BEACH WRRF
CONTRACT OB-144A
SITE PLAN

DATE: OCTOBER 2026
SHEET NO: OF .
DRAWING NO. E-001.01

Last Saved By: Kchen
Paper Size Printed/Plotted: ANSI full bleed D (34.00 x 22.00 Inches) Plot Scale:1:1
Drawing File Name & Drive Location: C:\pwworking\east01\d4872746\E-001.01.dwg
Last Date Saved: 11/4/2026 8:20 AM Date & Time Plotted: 11/4/2026 9:05 AM
Plot Style Table: BEDC_Acad(N).ctb

All inquiries regarding this drawing(s) or project should be made to NYC Environmental Protection, Bureau of Engineering Design and Construction.

Attachment #2: Section 01 27 00 Measurement and Payment

SECTION 01 27 00 – MEASUREMENT AND PAYMENT
CONTRACT OB-144A

PART 1 GENERAL

1.01 SUMMARY

A. The Total Bid Price for the Contract shall include the following items in the Bid Schedule of Prices:

1. Lump Sum Prices (Contract Items LS-1 through LS-4)

2. Unit Price Items (Contract Items UP-1 through UP-3d)

3. Allowances (Contract Items A-1)

B. Excluding the Allowance and Unit Price items specified in this Section, no separate payment will be made for the Work. All costs thereof shall be included by the Contractor in its lump sum prices bid for the Contract.

C. Payment of the Total Bid Price shall be in accordance with the requirements of the Contract Documents.

D. The following index of this Section is presented for convenience:

Article	Title	Section Page
PART 1	GENERAL	1
1.01	Summary	1
1.02	Payment	1
1.03	Related Sections	2
1.04	References	2
1.05	Description	2
1.06	Quality Assurance	11
1.07	Submittals	11
1.08	Delivery, Storage, and Handling	11
1.09	Spare Parts, Special Tools, and Supplies	12
1.10	Warranty	12
PART 2	PRODUCTS	12
2.01	Manufacturers	12
2.02	Materials / Equipment	12
2.03	Fabrication / Assembling / Finishes	12
2.04	Source Quality Control / Shop Tests	12
PART 3	EXECUTION	12
3.01	Examination / Preparation	12
3.02	Application	12
3.03	Field Testing / Quality Control	12
3.04	Startup / Demonstration	12
3.05	Adjusting / Protection / Cleanup	12

1.02 PAYMENT

A. There is no separate payment provision for this Section.

1.03 RELATED SECTIONS

A. Not Used

1.04 REFERENCES

A. Not Used

1.05 DESCRIPTION

A. Lump Sum Price Contract Items

1. Contract Item LS-1 – Insurance and Bonds

a. Under Contract Item LS-1 – Insurance and Bonds, the Contractor shall be reimbursed in a one-time lump sum payment for premium costs necessary to secure and maintain all insurance and payment and performance bonds, as indicated in Schedule A of the General Conditions, for the duration of the original term of the Contract. LS-1 shall not include costs for any additional premium costs as a result of Contract extensions or change orders.

b. The value for LS-1, as indicated on the Bid Schedule of Prices, shall not exceed three percent (3%) of the Total Bid Price for the Contract, excluding the bid values for all Allowance Items. Should the Contractor's bid for LS-1 exceed 3%, LS-1 shall be adjusted to 3% with any overage added to LS-3 – Work Result. In no event will the Total Bid Price for the Contract be adjusted because of this re-allocation.

c. The Contractor shall be reimbursed for actual amounts paid for such premiums, without any markup for overhead or profit, upon Contractor's submission of paid invoice(s) and upon DEP's acceptance of the same. If the Contractor's actual amount paid is less than the value of LS-1, payment shall be limited to the actual amount paid and the Contractor shall not be entitled to the remaining balance of LS-1.

d. The 5% retainage specified in Schedule A applies to all payments including those for Insurance and Bonds.

2. Contract Item LS-2 - Mobilization

a. Under Contract Item LS-2 - Mobilization, the Contractor shall offset all costs necessary to commence the Work, including but not limited to, staging and production, supervision and prefinancing as required under this Contract.

b. The value for Mobilization, as indicated on the Bid Schedule of Prices, shall not exceed eight percent (8%) of the Total Bid Price for

the Contract, excluding the bid values for all Allowance Items. Should the Contractor's bid for Mobilization exceed 8%, the Mobilization Item shall be adjusted to 8% with any overage added to LS-3 Work Result. In no event will the Total Bid Price for the Contract be adjusted because of this re-allocation.

c. Partial Payments

1) The Contractor shall be paid the first half of Mobilization after all of the following deliverables are completed to the satisfaction of the Resident Engineer:

a) Preliminary and Final Schedule of Values per Section 01 29 10 – Schedule of Values.

b) Preliminary CPM Schedule per Section 01 32 10 – Progress Scheduling.

c) Submissions pertaining to Environmental, Health, and Safety Requirements per Section 01 35 27 – Environmental Health and Safety Requirements.

2) The Contractor shall be paid the second half of Mobilization in a subsequent partial payment after all of the following deliverables are completed to the satisfaction of the Resident Engineer:

a) Final Detailed CPM Schedule per Section 01 32 10 – Progress Scheduling.

b) Installation of the project information panel and its supports per Section 01 58 13 – Temporary Project Signage.

c) Installation of the project field office trailers and support per Section 01 52 10 – Temporary Field Office Trailers and Section 01 52 40 - Field Office Equipment and Supplies.

d) Installation of the project fencing and security requirements per Section 01 35 55 - Site Security Procedures and Section 01 56 00 - Temporary Barriers and Enclosures.

e) Installation of the project water and sanitary requirements per Section 01 51 11 - Temporary Water and Sanitary Services.

f) Installation of the project heating and ventilation requirements per Section 01 51 12 - Temporary Heat and Ventilation.

g) Installation of the project electrical requirements per Section 01 51 30 - Temporary Electrical System and Section 01 51 40 - Interim Power.

d. The 5% retainage specified in Schedule A applies to all payments including those for Mobilization.

e. The payments for Mobilization do not apply to costs associated with change orders.

3. Contract Item LS-3 – Work Result

a. Contract Item LS-3 has been provided on the Bid Schedule of Prices as a lump sum price for all Contract Work not inclusive of Insurance and Bonds, Mobilization, De-Mobilization, Unit Price and Allowance Items.

b. Payment under Contract Item LS-3 will constitute full compensation for all labor and materials required to complete all Work under this Contract, with the exception of Mobilization, De-Mobilization, the Unit Price and Allowance Items as specified herein and shown on the Bid Schedule of Prices.

4. Contract Item LS-4 – De-Mobilization

a. Under Contract Item LS-4 – De-Mobilization, the Contractor shall offset all costs necessary to de-mobilize the Work, including but not limited removal of all temporary facilities, materials, and equipment from the Site, as well as removal of all Contractor's facilities in the staging area, as required under this Contract. The following Work shall be compensated by Contract Item LS-3 – De-Mobilization:

1) Removals pertaining to Temporary Water and Sanitary Services per Section 01 51 11 - Temporary Water and Sanitary Services.

2) Removals pertaining to Temporary Electrical Systems per Section 01 51 30 - Temporary Electrical Systems.

3) Removals pertaining to Temporary Field Office Trailers per Section 01 52 10 - Temporary Field Office Trailers.

4) Removal pertaining to Temporary Guard Booth Removal per Section 01 52 50 - Temporary Guard Booth

5) Removals pertaining to Traffic Control per Section 01 55 26 - Traffic Control.

6) Removals pertaining to Temporary Barriers and Enclosures per Section 01 56 00 - Temporary Barriers and Enclosures.

7) Removals of the project information panel and its supports per Section 01 58 13 - Temporary Project Signage.

8) Final Cleaning per Section 01 74 17 - Cleaning and Site Maintenance.

9) Final Record Documents per Section 01 78 39 - Final Record Documents.

5. The value for De-Mobilization, as indicated on the Bid Schedule of Prices, shall not exceed one percent (1%) of the Total Bid Price for the Contract, excluding the bid values for all Allowance Items. Should the Contractor's bid for De-Mobilization exceed 1%, the De-Mobilization Item shall be adjusted to 1% with any overage added to LS-3 Work Result. In no event will the Total Bid Price for the Contract be adjusted because of this re-allocation. Notwithstanding any other Contract Item, Contract Item LS-4 shall not be considered to pay for Work to be paid under other Contract Items included elsewhere in the Contract, and shall be considered in addition to any such other Contract Items. The Contractor shall be paid the De-Mobilization Price, as set forth in Article 45 of the City of New York Standard Construction Contract, after the Resident Engineer has certified that all Work under this item has been satisfactorily completed.

B. Unit Price Items

1. Contract Items UP-1 through UP-3d have been provided on the Bid Schedule as unit prices for the Contract.

a. Payment under Contract Items UP-1 through UP-3d will constitute full compensation without limitation for all services, labor and materials, necessary to complete a respective unit of work.

b. The Contractor and the Engineer shall meet and jointly review the Contractor's "pencil copy" of the payment request prior to submission. The payment request shall include the quantity of unit price Work performed during the performance period.

2. Contract Item UP-1 – Sampling and Testing of In-Situ Material

a. Description: Under Contract Item UP-1, the Contractor shall perform sampling and analysis of in-situ material in accordance with Specification 02 24 20 – Soil Sampling and Analysis.

b. Measurement for Payment:

c. Under Contract Item UP-1, the Contractor shall be paid per sample collected and analyzed as specified in the Contract Documents and as ordered by the Engineer. The unit price per sample bid shall include all Work required to conduct sampling in conformance with the approved Field Sampling Plan (FSP) and to conduct laboratory analyses of the sample, which shall include all labor, material, equipment, and permits necessary to obtain and retrieve in-situ soil samples, to perform QA, data validation, and to meet all other requirements of Specification 02 24 20. Under this Item, the

Contractor shall not be paid for the development of the FSP, the EH&S Drilling and Boring Checklist, and the Field Sampling Summary Report, which shall be included in the Contractor's lump sum bid items.

3. Contract Item UP-2 - Concrete Rehabilitation in Chlorine Contact Tanks and Parshall Flume – Crack Repair ≤ 1/8" width

   a. Description: Under Contract Item UP-2a, the Contractor shall use mortar or epoxy to perform concrete crack rehabilitation in the chlorine contact tanks (CCTs) and Parshall Flume for all cracks ≤ 1/8" width in accordance with Specification 03 01 30.71 - Rehabilitation of Cast-In-Place Concrete.

   b. Measurement for Payment: Under Contract Item UP-2a, the Contractor shall be paid per linear foot of concrete crack repair performed as directed by the Engineer and in accordance with the Contract Drawings and Specifications.

   c. Contractor shall refer to the Contract Drawings, "Concrete Repair Type 5 Detail" for direction on repairs.

   d. Crack Repair: The quantities in linear feet to be measured for payment shall be the actual length of cracks repaired by the methods and materials specified under:

      1) Structural crack repair.

      2) Epoxy crack repair.

      3) Flexible polyurethane crack repair.

      4) Rigid polyurethane crack repair.

4. Contract Item UP-2b - Concrete Rehabilitation in Chlorine Contact Tanks and Parshall Flume – Crack Repair > 1/8" width

   a. Description: Under Contract Item UP-2b, the Contractor shall use mortar or epoxy to perform concrete crack rehabilitation in the CCTs and Parshall Flume for all cracks > 1/8" width in accordance with Specification 03 01 30.71 - Rehabilitation of Cast-In-Place Concrete.

   b. Measurement for Payment: Under Contract Item UP-2b, the Contractor shall be paid per linear foot of concrete crack repair performed as directed by the Engineer and in accordance with the Contract Drawings and Specifications.

   c. Contractor shall refer to the Contract Drawings, "Concrete Repair Type 4 Detail" for direction on repairs.

d. Crack Repair: The quantities in linear feet to be measured for payment shall be the actual length of cracks repaired by the methods and materials specified under:

1) Structural crack repair.

2) Epoxy crack repair.

3) Flexible polyurethane crack repair.

4) Rigid polyurethane crack repair.

5. Contract Item UP-2c - Concrete Rehabilitation in Chlorine Contact Tanks and Parshall Flume – Spall Repair ≤ 1" depth

a. Description: Under Contract Item UP-2c, the Contractor shall use mortar or epoxy to perform rehabilitation of concrete spalls in the CCTs and Parshall Flume that measure one inch or less in depth, in accordance with Specification 03 01 30.71 - Rehabilitation of Cast-In-Place Concrete.

b. Measurement for Payment: Under Contract Item UP-2c, the Contractor shall be paid per square foot for the rehabilitation of concrete spalls measuring one inch or less in depth, as directed by the Engineer and in accordance with the Contract Drawings and Specifications.

c. Contractor shall refer to the Contract Drawings, "Concrete Repair Type 1 Detail" for direction on repairs.

6. Contract Item UP-2d - Concrete Rehabilitation in Chlorine Contact Tanks and Parshall Flume – Spall Repair 1" – 3" depth

a. Description: Under Contract Item UP-2d, the Contractor shall use mortar or epoxy to perform rehabilitation of concrete spalls in the CCTs and Parshall Flume that measure between 1" and 3" in depth, in accordance with Specification 03 01 30.71 - Rehabilitation of Cast-In-Place Concrete.

b. Measurement for Payment: Under Contract Item UP-2d, the Contractor shall be paid per square foot for the rehabilitation of concrete spalls measuring between 1" and 3" in depth, as directed by the Engineer and in accordance with the Contract Drawings and Specifications.

c. Contractor shall refer to the Contract Drawings, "Concrete Repair Type 2 Detail" for direction on repairs.

7. Contract Item UP-2e - Concrete Rehabilitation in Chlorine Contact Tanks and Parshall Flume – Spall Repair 3" or greater

a. Description: Under Contract Item UP-2e, the Contractor shall use mortar or epoxy to perform rehabilitation of concrete spalls in the

CCTs and Parshall Flume that measure 3" or greater in depth, in accordance with Specification 03 01 30.71 - Rehabilitation of Cast-In-Place Concrete.

b. Measurement for Payment: Under Contract Item UP-2e, the Contractor shall be paid per square foot for the rehabilitation of concrete spalls measuring 3" or greater in depth, as directed by the Engineer and in accordance with the Contract Drawings and Specifications.

c. Contractor shall refer to the Contract Drawings, "Concrete Repair Type 3 Detail" for direction on repairs.

8. Contract Item UP-2f - Concrete Rehabilitation in Chlorine Contact Tanks and Parshall Flume – Foam Sealant

a. Description: Under Contract Item UP-2f, the Contractor shall use hydroactive foam sealant to perform concrete rehabilitation in the CCTs and Parshall Flume in accordance with Specification 03 01 30.71 - Rehabilitation of Cast-In-Place Concrete.

b. Measurement for Payment: Under Contract Item UP-2f, the Contractor shall be paid per linear foot of hydroactive foam sealant installed, as directed by the Engineer and in accordance with the Contract Drawings and Specifications.

9. Contract Item UP-3a - Water Main Connection – 6" Diameter Pipe (DI) Water Main and Restrained Joint

a. Description: Under Contract Item UP-3a, the Contractor shall furnish and install a 6-inch diameter ductile iron restrained joint water main connecting two points in the existing WWRF fire loop, in accordance with the Contract Documents.

b. The pipe shall be measured from the centerline of the beginning of the pipe to the centerline of the end of the pipe without deductions for connecting tees, fittings or other appurtenances along the alignment. The price per linear foot shall include all labor and equipment for: placement and maintenance of soil erosion and sediment controls measures; sawcutting, removal and disposal of asphalt/concrete; clearing and grubbing, trench excavation (excluding rock excavation, boulder removal) up to 6-ft depth; incidental restoration of curbs and sidewalks (to the nearest joint on each side); lawn restoration; exploratory excavation (potholing); utility protection/supports, and reconnection of utility services; furnishing and installing all specified bedding and backfill, including temporary storage, testing, drying and re-handling of material; dewatering regardless of means and methods; sheeting and shoring, or use of trench box; joints and jointing materials; compaction and compaction testing; testing of failed trenches;

pressure testing; labor, equipment and other materials required for flushing, testing and disinfection; draining, cutting and capping of existing mains, and associated coordination including maintenance and protection of traffic; and other work and appurtenances required for the correct installation and operation of the water main in conformance with the specifications. The minimum width and depth of the pipe trench shall be as specified. All costs to complete the water main connection installation are included in the unit price per linear foot of water main, regardless of whether the Contractor uses sloped sides or shoring and sheeting when excavating the pipe trench. Payment under Contract Item UP-3a includes the installation of any necessary fittings for the installation of a 6-inch diameter ductile iron restrained joint water main. The Contractor shall anticipate the need for field adjustments to the alignment, both horizontal and vertical, and maintain sufficient quantities of fittings on site.

c. Measurement for Payment: Payment under Contract Item UP-3a, the Contractor shall be paid per linear foot for the 6-inch restrained joint ductile iron water main connection, complete in place, in accordance with the Contract Drawings and Specifications.

10. Contract Item UP-3b - Water Main Connection – 6” Gate Valve and Valve Box

    a. Description: Under Contract Item UP-3b, the Contractor shall furnish and install a 6-inch gate valve and valve box in accordance with the Contract Drawings and Specifications.

    b. Measurement and Payment: Under Contract Item UP-3b, the Contractor shall be paid per gate valve and valve box installed.

11. Contract Item UP-3c - Water Main Connection – Temporary Paving

    a. Description: Under Contract Item UP-3c, the Contractor shall furnish and install 6” crushed stone base course and 6” asphalt base course as directed by the Engineer or City in accordance with the Contract Drawings and Specifications.

    b. The Contractor will not be paid multiple times under this Item to install temporary pavement in the same area for different activities. That is, if the trench has been paved, the Contractor will not be paid for any other activities that disturb the same area, requiring additional temporary paving.

    c. Payment under Contract Item UP-3c does not include final paving inside of the WRRF property.

d. Payment under Contract Item UP-3c includes all associated costs for maintenance and protection of traffic inside the WRRF property during temporary paving.

e. Measurement and Payment: Under Contract Item UP-3c, the Contractor shall be paid per square feet of temporary paved trench as directed by the Engineer or City. For purposes of measurement for payment under this payment item, the linear foot of the temporary pavement is defined as the linear foot of the 6" Water Main Connection as indicated on the Contract Drawings as the appropriate length of trench where paving is required (500 LF). The linear foot shall be measured for the 6" Water Main Connection pipe from the centerline of the beginning of the pipe to the centerline of the end of the pipe without deductions for connecting tees, fittings or other appurtenances along the alignment. The payment limit for temporary pavement width shall be 2.5 ft center to the 6" Water Main Connection Pipe.

12. Contract Item UP-3d Water Main Connection – Final Paving – Mill and Overlay

a. Description: Under Contract Item UP-3d, the Contractor shall mill the existing surface and furnish and install paving material inside of the WRRF property, as directed by the Engineer or City in accordance with the Contract Drawings and Specifications.

b. This pay item shall include all costs related to this Work including but not limited to milling, removal of asphalt, new asphalt surface, striping, and other necessary appurtenances. The Contractor is responsible for phasing Work associated with Final Paving.

c. Payment under Contract Item UP-3d does not include final pavement restoration in locations where the fire loop water main passes through areas that are to be restored under other payment items.

d. Payment under Contract Item UP-3d includes all associated costs for maintenance and protection of traffic inside the WRRF property during final paving.

e. Measurement for Payment: Under Contract Item UP-3d, the Contractor shall be paid per square feet of milling and overlay inside of the WRRF property. For purposes of measurement for payment under this payment item, the linear foot of the temporary pavement is defined as the linear foot of the 6" Water Main Connection as indicated on the Contract Drawings as the appropriate length of trench where paving is required (500 LF). The linear foot shall be measured for the 6" Water Main Connection pipe from the centerline of the beginning of the pipe to the centerline of the end of

the pipe without deductions for connecting tees, fittings or other appurtenances along the alignment. The payment limit for final pavement width shall be 4.5 ft center to the 6" Water Main Connection Pipe.

C. Allowances

1. Allowance Contract Item A-1

a. Descriptions of the Work to be performed under the allowances can be found in the related Sections referenced herein. The amounts of the allowances are given in the Bid Schedule of Prices. The Allowances will be included, as listed under this Article, in the Total Bid Price for the Contract.

b. All work under the Allowance items set forth above shall be performed on a Time and Material basis. Price to be paid shall be the actual and reasonable cost, calculated in accordance with Articles 26.2.1 through 26.2.13 (excluding Article 26.2.10) and Article 26.3 of the City of New York Standard Construction Contract. The words "Extra Work" in the above referenced Articles shall be substituted with "Allowances" as outlined in this Section.

2. Contract Unforeseen Hazardous Material Remediation.

a. Description: Unforeseen hazardous material remediation, as described in Specification 01 35 45 – Hazardous Materials Control, 02 82 05 – Asbestos Management, 02 84 10 – Mercury Management, 02 83 05 – Lead Management, and 02 84 05 – PCB Management.

b. Payment: Payment for unforeseen hazardous material remediation constitutes full compensation including but not limited to all labor, materials, equipment, personal protective equipment (PPE), hazard communication, air monitoring, sampling, testing, transport, and disposal fees, excluding sampling and testing covered under UP-1. Payment applications shall include but not limited to copies of chain-of-custody records, hazardous waste manifests, certified weight tickets, and disposal facility receipts.

1.06 QUALITY ASSURANCE

A. Not Used

1.07 SUBMITTALS

A. Not Used

1.08 DELIVERY, STORAGE, AND HANDLING

A. Not Used

1.09 SPARE PARTS, SPECIAL TOOLS, AND SUPPLIES

A. Not Used

1.10 WARRANTY

A. Not Used

PART 2 PRODUCTS

2.01 MANUFACTURERS

A. Not Used

2.02 MATERIALS / EQUIPMENT

A. Not Used

2.03 FABRICATION / ASSEMBLING / FINISHES

A. Not Used

2.04 SOURCE QUALITY CONTROL / SHOP TESTS

A. Not Used

PART 3 EXECUTION

3.01 EXAMINATION / PREPARATION

A. Not Used

3.02 APPLICATION

A. Not Used

3.03 FIELD TESTING / QUALITY CONTROL

A. Not Used

3.04 STARTUP / DEMONSTRATION

A. Not Used

3.05 ADJUSTING / PROTECTION / CLEANUP

A. Not Used

END OF SECTION

Attachment #3: As-Built Drawing E-101 from Contract OB-29 (1970)

NOTE:
1-FOR LIGHTING, CONDUIT AND WIRING SEE CONTRACT Nº5 ELECTRICAL WORK, AUGUST 1954 SHEET 19 OF 26

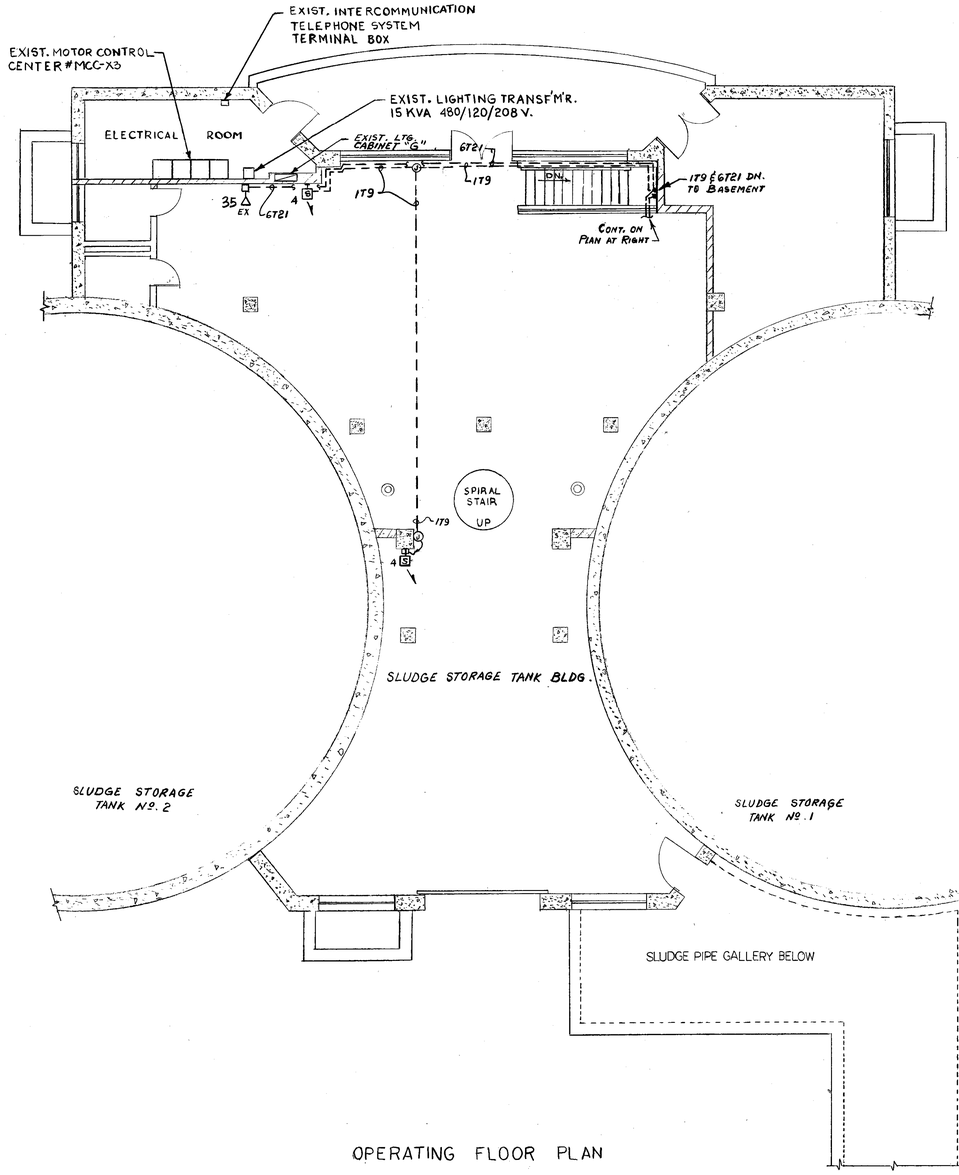

OPERATING FLOOR PLAN

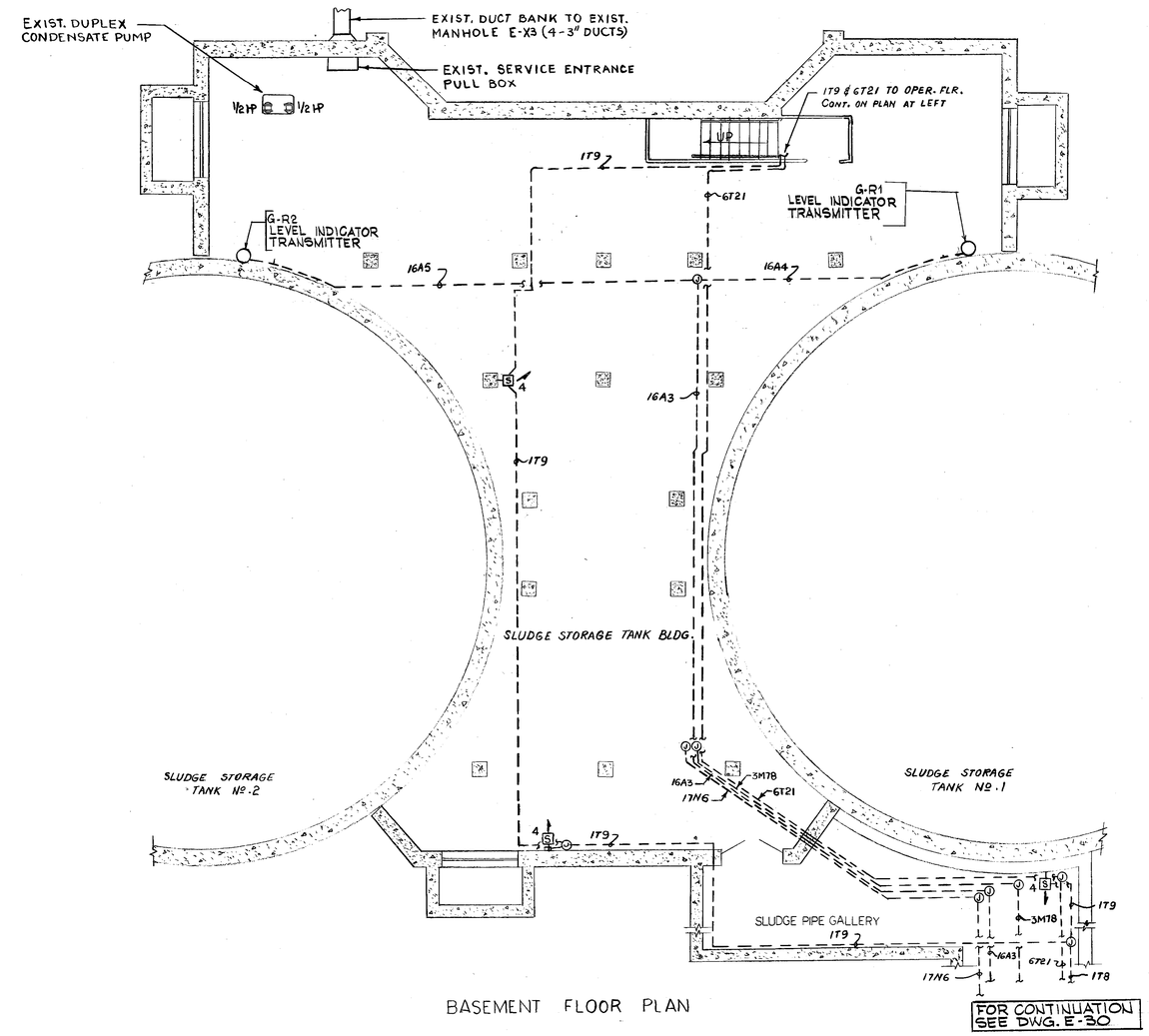

BASEMENT FLOOR PLAN

FOR CONTINUATION SEE DWG. E-30

NO.	DATE	DESCRIPTION	APPR'D
		REVISIONS	

DRAWN: J. ELYSEE
DATE: 12/23/80

SCALE
NONE

JOSEPH WEINSTEIN ELECTRIC CORP.
45 EAST 8th STREET
BROOKLYN, N.Y. 11218

CITY OF NEW YORK
ENVIRONMENTAL PROTECTION ADMINISTRATION
DEPARTMENT OF WATER RESOURCES
BUREAU OF WATER POLLUTION CONTROL
DIVISION OF PLANT DESIGN
PW-136 OAKWOOD BEACH WATER POLLUTION CONTROL PROJECT EXTENSION

CONTRACT NO. 29
ELECTRICAL
EXISTING STRUCTURES
SLUDGE STORAGE TANKS

AS BUILT DWG. NO.
E-101

THE CITY OF NEW YORK

DEPARTMENT OF ENVIRONMENTAL PROTECTION

CONTRACT ADDENDUM

FOR FURNISHING ALL
LABOR AND MATERIAL NECESSARY
AND REQUIRED FOR:

OB-144A
TRC Optimization at the Oakwood Beach Wastewater Resource Recovery Facility