ABBREVIATIONS

AC	AIR CONDITIONING UNIT
ACCU	AIR COOLED CONDENSING UNIT
AD	ACCESS DOOR
AF	AIR FILTER
AFF	ABOVE FINISHED FLOOR
AHC	ABOVE HUNG CEILING
AHU	AIR HANDLING UNIT
AL	ACOUSTIC LINING
ATC	AUTOMATIC TEMPERATURE CONTROL
BD	BACK DRAFT DAMPER
BHP	BREAK HORSEPOWER
BMS	BUILDING MANAGEMENT SYSTEM
BTU	BRITISH THERMAL UNIT
BTUH	BRITISH THERMAL UNIT PER HOUR
CAC	COMPUTER ROOM AIR CONDITIONING UNIT
CC	COOLING COIL
CD	CEILING DIFFUSER
CFM	CUBIC FEET PER MINUTE
CG	CEILING GRILLE
CHWS&R	CHILLED WATER SUPPLY AND RETURN
CR	CEILING REGISTER
CWS&R	CONDENSER WATER SUPPLY AND RETURN
CV	CONSTANT VOLUME
D	DRAIN
DN	DOWN
EAT	ENTERING AIR TEMPERATURE
EBB	ELECTRIC BASE BOARD HEATER
EF	EXHAUST FAN
EFF	EFFICIENCY
EG	EXHAUST GRILLE
ER	EXISTING TO BE RELOCATED
EXIST	EXISTING
FC	FLEXIBLE CONNECTION
FD	FIRE DAMPER WITH ACCESS DOOR
FLA	FULL LOAD AMPS
FSD	COMBINATION FIRE/SMOKE DAMPER WITH ACCESS DOOR
FTR	FINNED TUBE RADIATION
GC	GENERAL CONTRACTOR
GHWS&R	GLYCOL HOT WATER SUPPLY AND RETURN
HWS&R	HOT WATER SUPPLY AND RETURN
HZ	HERTZ
KX	KITCHEN EXHAUST
KW	KILOWATT
LAT	LEAVING AIR TEMPERATURE
LD	LINEAR DIFFUSER
MAX	MAXIMUM
MBH	THOUSAND BTU PER HOUR
MCA	MINIMUM CIRCUIT AMPS
MD	MOTORIZED DAMPER
MIN	MINIMUM
NC	NORMALLY CLOSED
NIC	NOT IN CONTRACT
NK	NECK SIZE
NO	NORMALLY OPEN
NTS	NOT TO SCALE
OED	OPEN ENDED DUCT
PH	PHASE
PR	PANEL RADIATOR
PSI	POUND PER SQUARE INCH
PSIA	POUNDS PER SQUARE INCH ABSOLUTE
PSIG	POUNDS PER SQUARE INCH GAUGE
RA	RETURN AIR
RPM	REVOLUTIONS PER MINUTE
SA	SUPPLY AIR
SD	SMOKE DETECTOR
SF	SUPPLY FAN
TF	TRANSFER AN
TO	TRANSFER OPENING
TX	TOILET EXHAUST
TYP	TYPICAL
UH	UNIT HEATER
V	VOLTS
VAV	VARIABLE AIR VOLUME
VD	VOLUME DAMPER
WG	WATER GAUGE
WMS	WIRE MESH SCREEN

MECHANICAL LEGEND

- CEILING SUPPLY DIFFUSER
- CEILING RETURN REGISTER
- CEILING EXHAUST REGISTER
- LINEAR SUPPLY/RETURN DIFFUSERS
- SIDEWALL DIFUFSERS
- A(250) — DIFFUSER TYPE AND CFM
- DOUBLE LINE DUCT
- DOUBLE LINE PIPE
- ACOUSTIC LINING IN DUCT
- FLEXIBLE DUCT
- WIRE MESH SCREEN
- VD — VOLUME DAMPER
- FD — FIRE DAMPER WITH ACCESS DOOR
- BD — BACK DRAFT DAMPER
- MOTORIZED DAMPER WITH DUCT ACCESS DOOR
- SMOKE DAMPER WITH ACCESS DOOR
- COMBINATION FIRE/SMOKE DAMPER WITH ACCESS DOOR
- R — SLOPING RISE IN DUCT IN DIRECTION OF ARROW
- D — SLOPING DROP IN DUCT IN DIRECTION OF ARROW
- UNDERCUT DOOR
- DOOR LOUVER
- FAN
- CEILING MOUNTED INLINE EXHAUST FAN
- T — THERMOSTAT/TEMPERATURE SENSOR. REFER TO PLANS FOR LOCATION.
- H — HUMIDISTAT/HUMIDITY SENSOR. REFER TO PLANS FOR LOCATION.
- S — ELECTRIC ON/OFF THERMALLY PROTECTED SWITCH WITH PILOT LIGHT
- DUCT MOUNTED SMOKE DETECTOR
- SPOT TYPE LIQUID DETECTOR
- TIME CLOCK
- STATIC PRESSURE SENSOR
- STARTER/DISCONNECT SWITCH
- STARTER
- CONDENSATE PUMP

LINE REPRESENTATION

- NEW PIPING, DUCTWORK OR EQUIPMENT
- EXISTING DUCTWORK
- EXISTING PIPING DUCTWORK OR EQUIPMENT TO BE REMOVED
- THERMOSTAT/SENSOR WIRING FROM SENSING DEVICE TO CONTROL DEVICE
- NEW EQUIPMENT
- EXISTING EQUIPMENT TO REMAIN
- EXISTING EQUIPMENT TO BE REMOVED

DRAWING NOTATIONS

- # — DRAWING NOTE TAG
- A / B — SECTION DESIGNATION ON DRAWINGS WHERE SECTION IS CUT:
  A - SECTION DESIGNATION
  B - DRAWING NUMBER
- POINT OF NEW CONNECTION TO EXISTING WORK
- POINT OF DISCONNECTION
- 1 — REVISION SYMBOL

SPECIAL INSPECTIONS (TR-1):

MECHANICAL SYSTEMS	BC 1704.15

ENERGY CODE PROGRESS INSPECTIONS (TR-8):

SHUTOFF DAMPERS	IIB2
HVAC-R AND SERVICE WATER HEATERING EQUIPMENT	IIB3
HVAC-R AND SERVICE WATER HEATING SYSTEM CONTROLS	IIB4
HVAC-R AND SERVIE WATER PIPING DESIGN AND INSULATION	IIB5
DUCT LEAKAGE TESTING, INSULATION AND DESIGN	IIB6
MAINTENANCE INFORMATION	ID1

NEW YORK CITY BUILDING DEPARTMENT NOTES

1. ALL WORK SHALL COMPLY WITH APPLICABLE SECTIONS OF THE BUILDING CODE, CITY OF NEW YORK, EFFECTIVE 2022 AND ALL AMENDMENTS AND RULES AND REGULATIONS OF THE DEPARTMENT OF BUILDINGS TO DATE.
   - A) ALL TESTS WILL BE CONDUCTED UNDER DIRECTION OF A LICENSED PROFESSIONAL ENGINEER OR ARCHITECT OR OTHER PERSON HAVING NOT LESS THAN FIVE (5) YEARS EXPERIENCE SUPERVISING THE INSTALLATION OF THE MECHANICAL SYSTEM. THE TEST WILL SHOW COMPLIANCE WITH THE 2022 BUILDING CODE REQUIREMENTS AS OUTLINED IN SECTION [BC 1705].
   - B) A LICENSED PROFESSIONAL ENGINEER OR ARCHITECT OR OTHER PERSON HAVING NOT LESS THAN FIVE (5) YEARS EXPERIENCE SUPERVISING THE INSTALLATION OF MECHANICAL SYSTEM AND CONDUCTING SUCH TESTS WILL FILE DOCUMENTATION AND REPORT OF TEST THAT THE SYSTEM COMPLIES WITH THE CONSTRUCTION DOCUMENTS AND APPLICABLE LAWS.
   - D) SMOKE DETECTION SYSTEMS SHALL BE INSTALLED AND SEQUENCED TO FOLLOW CONTROLS OPERATIONS IN ACCORDANCE WITH THE REQUIREMENTS OF SECTION [MC 606] OF THE 2022 NYC MECHANICAL CODE.
   - E) FIRE DAMPERS, SMOKE DAMPERS, COMBINATION FIRE/SMOKE DAMPERS AND CEILING DAMPERS LOCATED WITHIN AIR DISTRIBUTION AND SMOKE CONTROL SYSTEMS SHALL BE INSTALLED IN ACCORDANCE WITH THE REQUIREMENTS OF SECTION [MC 607] OF THE 2022 NYC MECHANICAL CODE.
   - F) ALL FIRE DAMPERS SHALL BE ACCEPTED FOR USE BY THE NEW YORK CITY DEPARTMENT OF BUILDINGS AND SHALL BE MANUFACTURED AND INSTALLED IN ACCORDANCE WITH THE REQUIREMENTS OF UL 555.
   - G) SMOKE DAMPERS SHALL BE ACCEPTED FOR USE BY THE NEW YORK CITY DEPARTMENT OF BUILDINGS AND SHALL BE MANUFACTURED AND INSTALLED IN ACCORDANCE WITH THE REQUIREMENTS OF UL 555S.
   - H) COMBINATION FIRE/SMOKE DAMPERS SHALL BE ACCEPTED FOR USE BY THE NEW YORK CITY DEPARTMENT OF BUILDINGS AND SHALL BE MANUFACTURED AND INSTALLED IN ACCORDANCE WITH THE REQUIREMENTS OF BOTH UL 555 AND UL 555S.
   - I) CEILING RADIATION DAMPERS SHALL BE ACCEPTED FOR USE BY THE NEW YORK CITY DEPARTMENT OF BUILDINGS AND SHALL BE MANUFACTURED AND INSTALLED IN ACCORDANCE WITH THE REQUIREMENTS OF UL 555C.
   - J) THESE PLANS ARE APPROVED ONLY FOR THE WORK INDICATED ON THE APPLICATION SPECIFICATION SHEET. ALL OTHER MATTERS SHOWN ARE NOT TO BE RELIED UPON OR TO BE CONSIDERED AS EITHER BEING APPROVED OR IN ACCORDANCE WITH APPLICABLE CODES.
   - K) TO THE BEST OF MY KNOWLEDGE, BELIEF AND PROFESSIONAL JUDGMENT, THESE PLANS AND SPECIFICATIONS ARE IN COMPLIANCE WITH THE 2020 NEW YORK CITY ENERGY CONSERVATION CODE.

MECHANICAL DRAWING LIST

Sheet Title	Sheet Description
M-001.00	MECHANICAL NOTES, SYMBOLS & ABBREVIATIONS
M-100.00	MECHANICAL CELLAR DEMOLITION PLAN
M-101.00	MECHANICAL 1ST FLOOR DEMOLITION PLAN
M-102.00	MECHANICAL ATTIC DEMOLITION PLAN
M-200.00	MECHANICAL CELLAR DUCTWORK PLAN
M-201.00	MECHANICAL 1ST FLOOR DUCTWORK PLAN
M-202.00	MECHANICAL ATTIC DUCTWORK PLAN
M-300.00	MECHANICAL CELLAR PIPING PLAN
M-301.00	MECHANICAL 1ST FLOOR PIPING PLAN
M-302.00	MECHANICAL ATTIC PIPING PLAN
M-400.00	MECHANICAL SECTIONS
M-501.00	MECHANICAL DETAILS
M-601.00	MECHANICAL RISER DIAGRAMS
M-701.00	MECHANICAL SCHEDULES
M-800.00	MECHANICAL CELLAR CONTROLS PLAN
M-801.00	MECHANICAL 1ST FLOOR CONTROLS PLAN
M-802.00	MECHANICAL ATTIC CONTROLS PLAN

DOB APPROVAL STAMP

NYC Buildings
ACCEPTED
Date: 06/09/2026

SPONSOR AGENCY
NYC DEPARTMENT OF CITYWIDE ADMINISTRATIVE SERVICES
53-37 72nd STREET
MASPETH, NY 11378
TEL (212) 669-1357

SPONSOR INSTITUTION
MASPETH TOWN HALL
53-37 72nd STREET
MASPETH, NY 11378
TEL (718) 335-6049

ARCHITECT
ANTHONY JOHNSON ARCHITECT LLC
80 EIGHTH AVENUE
New York, NY 10011
TEL (646) 930-2135

MEP
COLLECTIF ENGINEERING PLLC
27 WEST 20TH STREET
New York, NY 10011
TEL (646) 610-0343

STRUCTURAL ENGINEER
INNOVATIVE STRUCTURAL AND SPECIALTY ENGINEERING PLLC
140 BROADWAY
New York, NY 10005
TEL (646) 974-1389

REVISIONS:

NUMBER	DESCRIPTION	DATE
1	DD SET	9/22/25
2	75% CD	11/17/25
3	100% CD	01/12/26

Department of Design and Construction

DIVISION OF PUBLIC BUILDINGS

CAPITAL PROJECT NUMBER:
PWQMAHVAC

PROJECT
MASPETH TOWN HALL HVAC UPGRADE
53-37 72 STREET
QUEENS, NY 11378

FOR THE:
DCAS

DOB NOW # Q01356605-I1

DRAWING TITLE:
MECHANICAL NOTES, SYMBOLS & ABBREVIATIONS

SEAL & SIGNATURE
STATE OF NEW YORK — JONATHAN DOUGLAS JOHNSON — 099745 — LICENSED PROFESSIONAL ENGINEER

DATE:	9/22/25
PROJECT NO:	2430
DRAWN BY:	AG
CHECKED BY:	JS
DRAWING NUMBER:	M-001.00
CADO FILE No:	1 OF 17

GENERAL NOTES:

1. ALL ITEMS ARE EXISTING TO REMAIN EXCEPT AS NOTED.

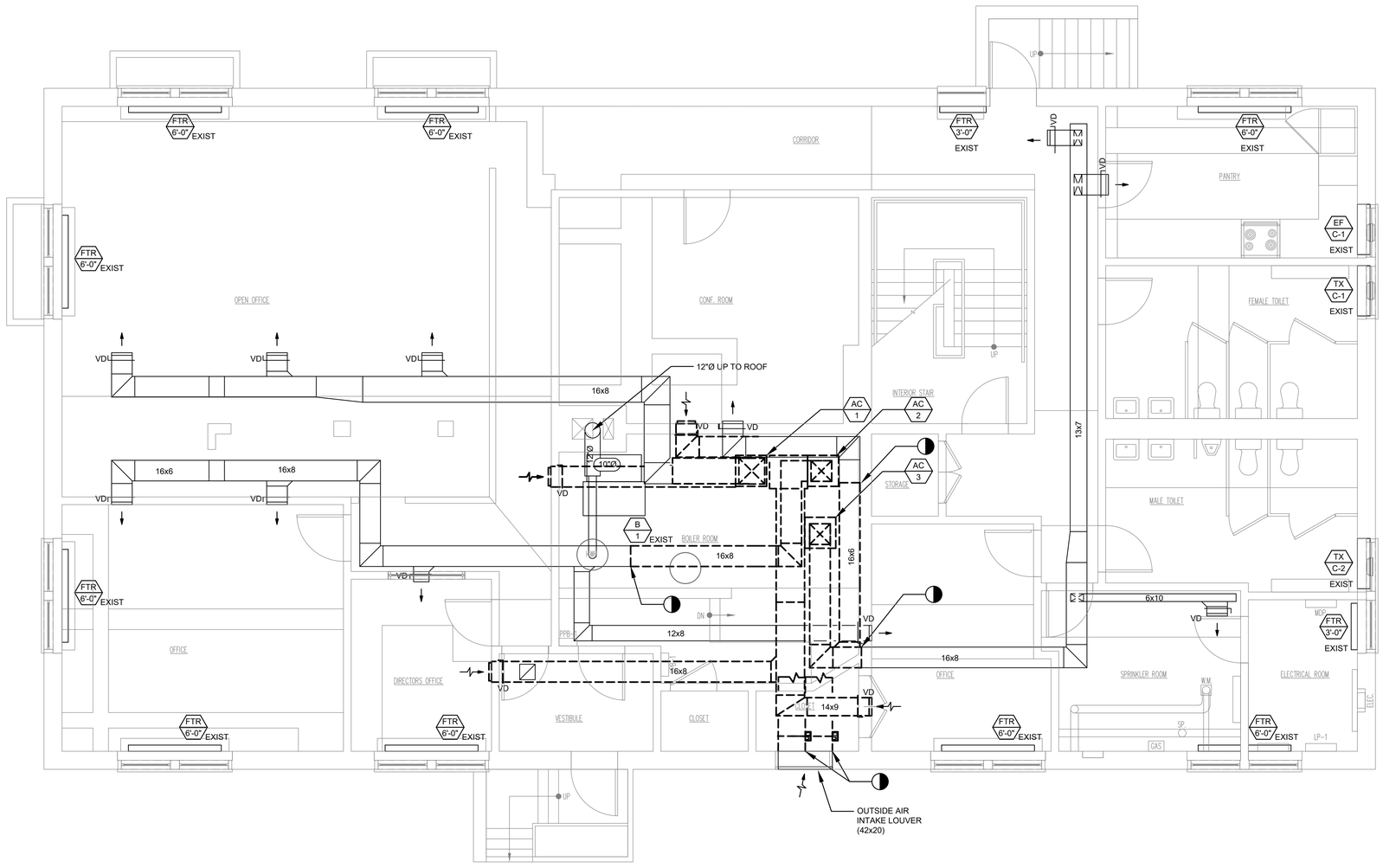

1 MECHANICAL CELLAR DEMOLITION PLAN
Scale: 1/4"=1' 0"

SPONSOR AGENCY

NYC DEPARTMENT OF CITYWIDE ADMINISTRATIVE SERVICES
53-37 72nd STREET
MASPETH, NY 11378
TEL (212) 669-1357

SPONSOR INSTITUTION

MASPETH TOWN HALL
53-37 72nd STREET
MASPETH, NY 11378
TEL (718) 335-6049

ARCHITECT

ANTHONY JOHNSON ARCHITECT LLC
80 EIGHTH AVENUE
New York, NY 10011
TEL (646) 930-2135

MEP

COLLECTIF ENGINEERING PLLC
27 WEST 20TH STREET
New York, NY 10011
TEL (646) 610-0343

STRUCTURAL ENGINEER

INNOVATIVE STRUCTURAL AND SPECIALTY ENGINEERING PLLC
140 BROADWAY
New York, NY 10005
TEL (646) 974-1389

REVISIONS:

NUMBER	DESCRIPTION	DATE
1	DD SET	9/22/25
2	75% CD	11/17/25
3	100% CD	01/12/26

Department of Design and Construction

DIVISION OF PUBLIC BUILDINGS

CAPITAL PROJECT NUMBER:
PWQMAHVAC

PROJECT

MASPETH TOWN HALL HVAC UPGRADE

53-37 72 STREET
QUEENS, NY 11378

FOR THE:
DCAS

DOB NOW # Q01356605-I1

DRAWING TITLE:

MECHANICAL CELLAR DEMOLITION PLAN

DOB APPROVAL STAMP

NYC Buildings
ACCEPTED
Date: 06/09/2026

SEAL & SIGNATURE

STATE OF NEW YORK · JONATHAN DOUGLAS JOHNSON · 099745 · LICENSED PROFESSIONAL ENGINEER

DATE:	9/22/25
PROJECT NO:	2430
DRAWN BY:	AG
CHECKED BY:	JS
DRAWING NUMBER:	M-100.00
CADO FILE No:	2 OF 17

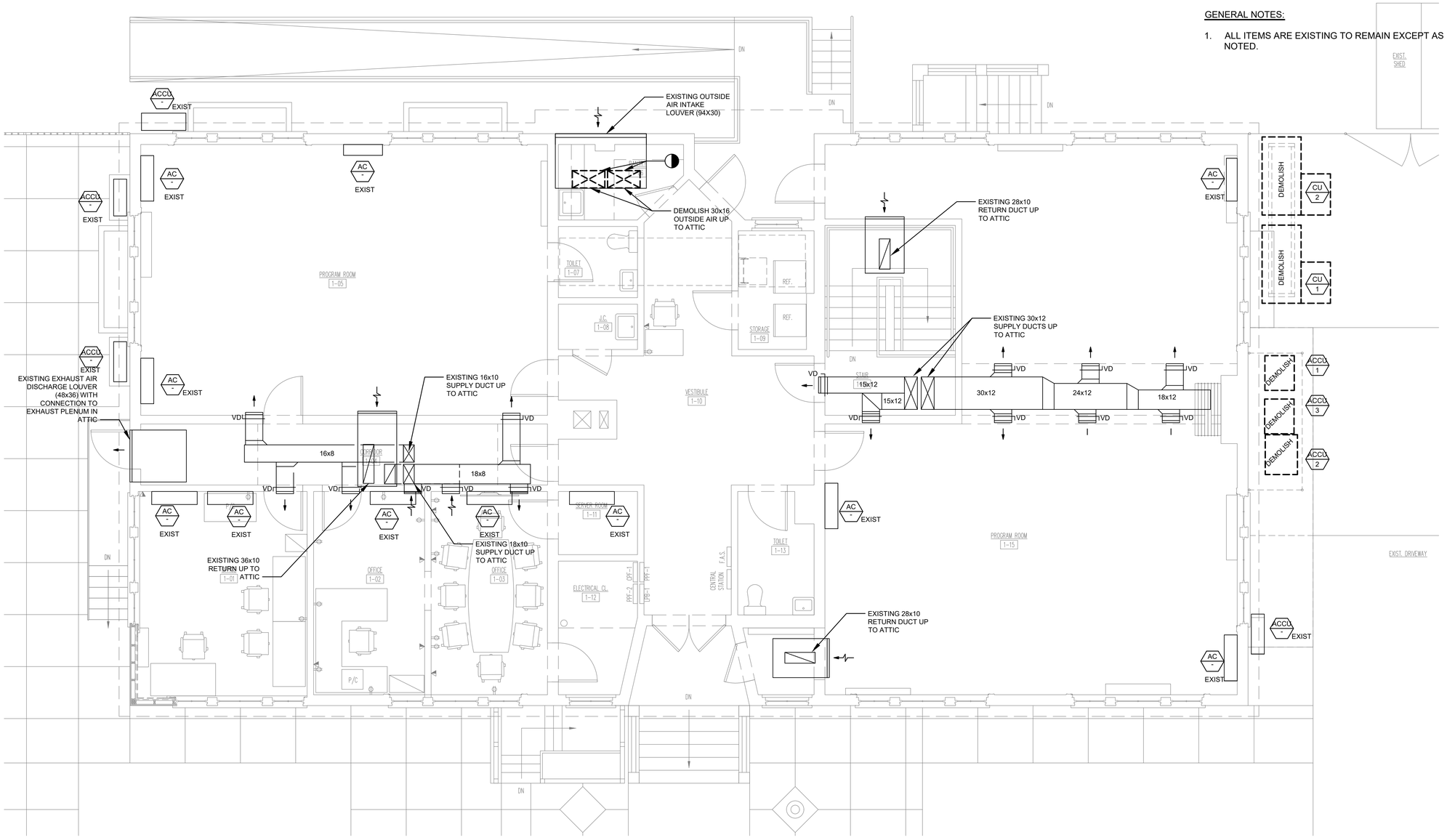

1 MECHANICAL 1ST FLOOR DEMOLITION PLAN
Scale: 1/4"=1' 0"

GENERAL NOTES:

1. ALL ITEMS ARE EXISTING TO REMAIN EXCEPT AS NOTED.

SPONSOR AGENCY

NYC DEPARTMENT OF CITYWIDE ADMINISTRATIVE SERVICES
53-37 72nd STREET
MASPETH, NY 11378
TEL (212) 669-1357

SPONSOR INSTITUTION

MASPETH TOWN HALL
53-37 72nd STREET
MASPETH, NY 11378
TEL (718) 335-6049

ARCHITECT

ANTHONY JOHNSON ARCHITECT LLC
80 EIGHTH AVENUE
New York, NY 10011
TEL (646) 930-2135

MEP

COLLECTIF ENGINEERING PLLC
27 WEST 20TH STREET
New York, NY 10011
TEL (646) 610-0343

STRUCTURAL ENGINEER

INNOVATIVE STRUCTURAL AND SPECIALTY ENGINEERING PLLC
140 BROADWAY
New York, NY 10005
TEL (646) 974-1389

REVISIONS:

NUMBER	DESCRIPTION	DATE
1	DD SET	9/22/25
2	75% CD	11/17/25
3	100% CD	01/12/26

Department of Design and Construction

DIVISION OF PUBLIC BUILDINGS

CAPITAL PROJECT NUMBER:
PWQMAHVAC

PROJECT

MASPETH TOWN HALL HVAC UPGRADE

53-37 72 STREET
QUEENS, NY 11378

FOR THE:
DCAS

DOB NOW # Q01356605-I1

DRAWING TITLE:

MECHANICAL 1ST FLOOR DEMOLITION PLAN

DOB APPROVAL STAMP

Buildings
ACCEPTED
Date: 06/09/2026

SEAL & SIGNATURE

JONATHAN DOUGLAS JOHNSON
STATE OF NEW YORK
C99745
LICENSED PROFESSIONAL ENGINEER

DATE:	9/22/25
PROJECT NO:	2430
DRAWN BY:	AG
CHECKED BY:	JS
DRAWING NUMBER:	M-101.00
CADO FILE No:	3 OF 17

GENERAL NOTES:

1. ALL ITEMS ARE EXISTING TO REMAIN EXCEPT AS NOTED.

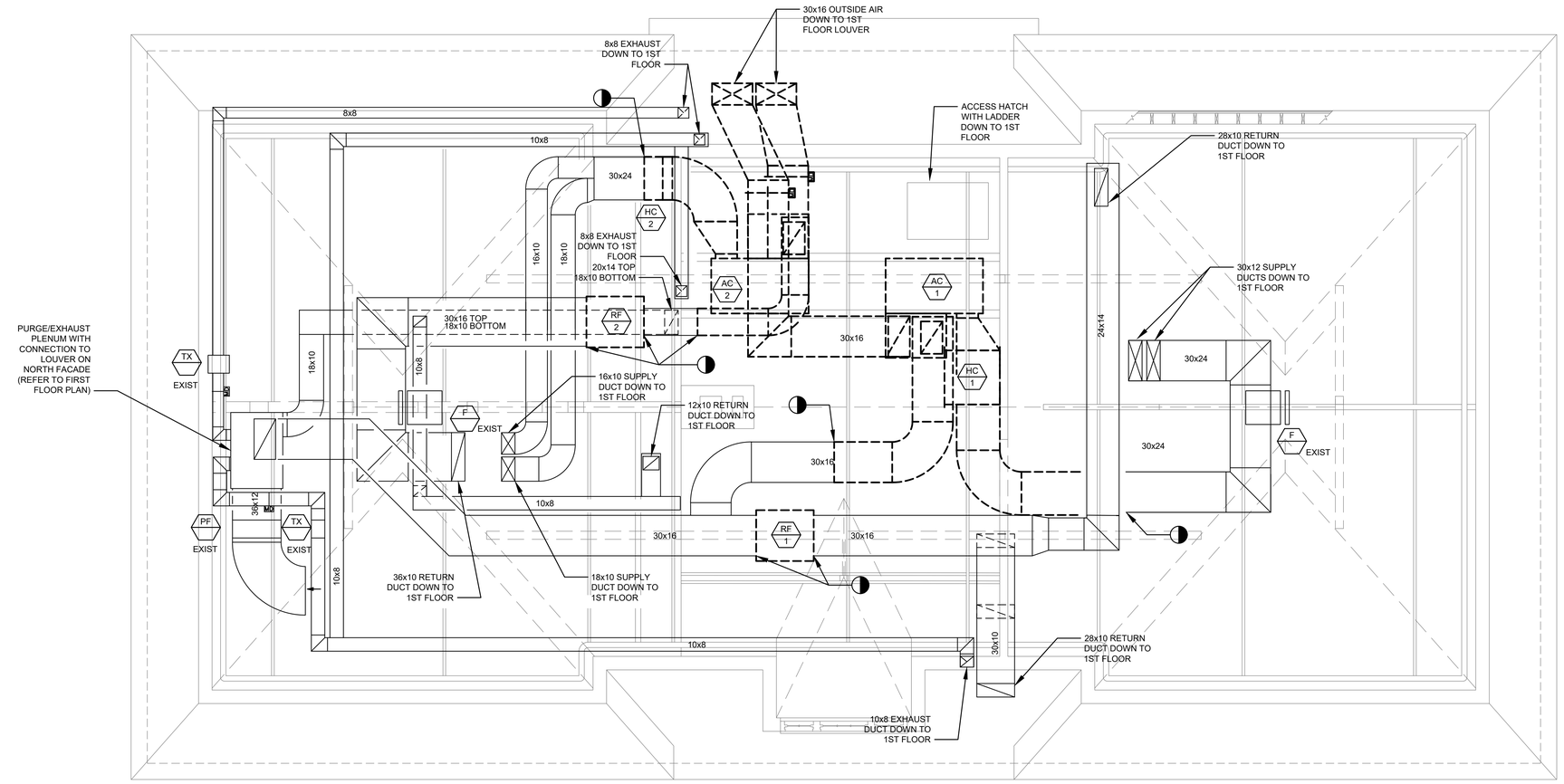

1 MECHANICAL ATTIC DEMOLITION PLAN
Scale: 1/4"=1' 0"

SPONSOR AGENCY

NYC DEPARTMENT OF CITYWIDE ADMINISTRATIVE SERVICES
53-37 72nd STREET
MASPETH, NY 11378
TEL (212) 669-1357

SPONSOR INSTITUTION

MASPETH TOWN HALL
53-37 72nd STREET
MASPETH, NY 11378
TEL (718) 335-6049

ARCHITECT

ANTHONY JOHNSON ARCHITECT LLC
80 EIGHTH AVENUE
New York, NY 10011
TEL (646) 930-2135

MEP

COLLECTIF ENGINEERING PLLC
27 WEST 20TH STREET
New York, NY 10011
TEL (646) 610-0343

STRUCTURAL ENGINEER

INNOVATIVE STRUCTURAL AND SPECIALTY ENGINEERING PLLC
140 BROADWAY
New York, NY 10005
TEL (646) 974-1389

REVISIONS:

NUMBER	DESCRIPTION	DATE
1	DD SET	9/22/25
2	75% CD	11/17/25
3	100% CD	01/12/26

Department of Design and Construction

DIVISION OF PUBLIC BUILDINGS

CAPITAL PROJECT NUMBER:
PWQMAHVAC

PROJECT

MASPETH TOWN HALL HVAC UPGRADE

53-37 72 STREET
QUEENS, NY 11378

FOR THE:
DCAS

DOB NOW # Q01356605-I1

DRAWING TITLE:

MECHANICAL ATTIC DEMOLITION PLAN

DOB APPROVAL STAMP

Buildings
ACCEPTED
Date: 06/09/2026

SEAL & SIGNATURE

STATE OF NEW YORK
JONATHAN DOUGLAS HARRIS
099745
LICENSED PROFESSIONAL ENGINEER

DATE:	9/22/25
PROJECT NO:	2430
DRAWN BY:	AG
CHECKED BY:	JS

DRAWING NUMBER:

M-102.00

CADO FILE No:

GENERAL NOTES:

1. ALL ITEMS ARE EXISTING TO REMAIN EXCEPT AS NOTED.

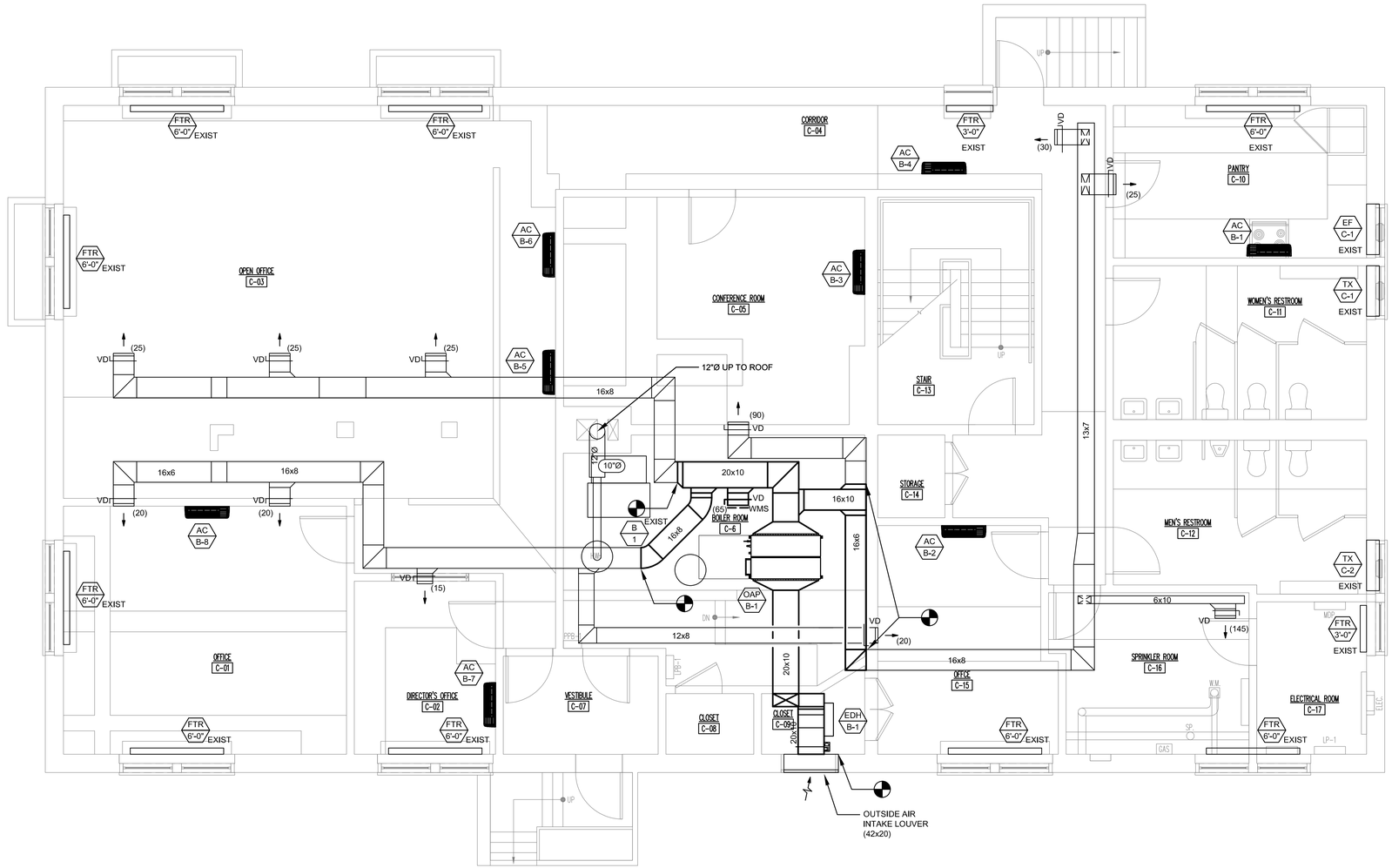

1 MECHANICAL CELLAR PLAN
Scale: 1/4"=1' 0"

SPONSOR AGENCY

NYC DEPARTMENT OF CITYWIDE ADMINISTRATIVE SERVICES
53-37 72nd STREET
MASPETH, NY 11378
TEL (212) 669-1357

SPONSOR INSTITUTION

MASPETH TOWN HALL
53-37 72nd STREET
MASPETH, NY 11378
TEL (718) 335-6049

ARCHITECT

ANTHONY JOHNSON ARCHITECT LLC
80 EIGHTH AVENUE
New York, NY 10011
TEL (646) 930-2135

MEP

COLLECTIF ENGINEERING PLLC
27 WEST 20TH STREET
New York, NY 10011
TEL (646) 610-0343

STRUCTURAL ENGINEER

INNOVATIVE STRUCTURAL AND SPECIALTY ENGINEERING PLLC
140 BROADWAY
New York, NY 10005
TEL (646) 974-1389

REVISIONS:

NUMBER	DESCRIPTION	DATE
1	DD SET	9/22/25
2	75% CD	11/17/25
3	100% CD	01/12/26

Department of Design and Construction

DIVISION OF PUBLIC BUILDINGS

CAPITAL PROJECT NUMBER:
PWQMAHVAC

PROJECT

MASPETH TOWN HALL HVAC UPGRADE

53-37 72 STREET
QUEENS, NY 11378

FOR THE:
DCAS

DOB NOW # Q01356605-I1

DRAWING TITLE:

MECHANICAL CELLAR DUCTWORK PLAN

DOB APPROVAL STAMP

NYC Buildings
ACCEPTED
Date: 06/09/2026

SEAL & SIGNATURE

STATE OF NEW YORK
JONATHAN DOUGLAS SMITH
C99745
LICENSED PROFESSIONAL ENGINEER

DATE:	9/22/25
PROJECT NO:	2430
DRAWN BY:	AG
CHECKED BY:	JS

DRAWING NUMBER:

M-200.00

CADO FILE No:

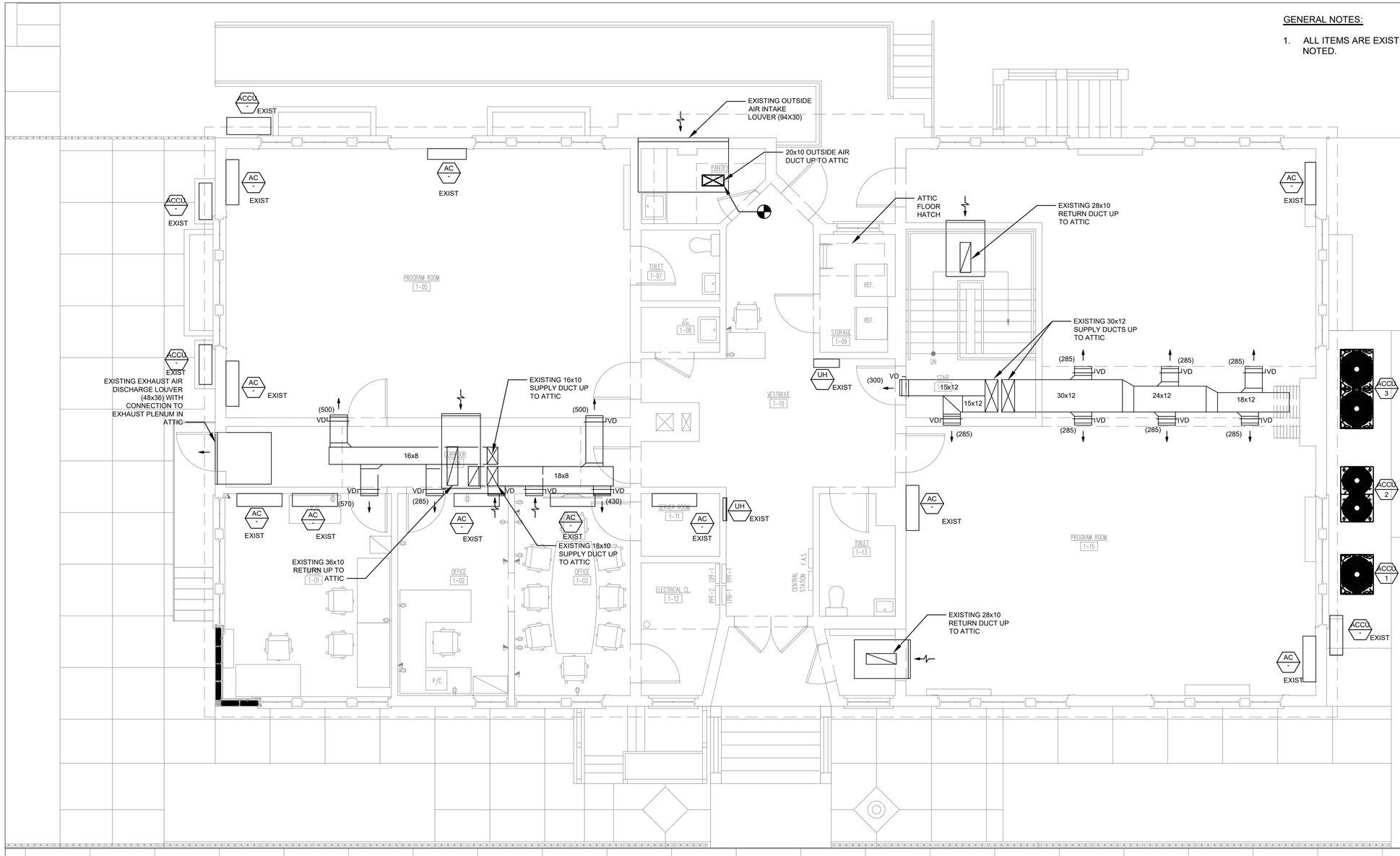

1 MECHANICAL 1ST FLOOR PLAN
Scale: 1/4"=1' 0"

GENERAL NOTES:

1. ALL ITEMS ARE EXISTING TO REMAIN EXCEPT AS NOTED.

SPONSOR AGENCY

NYC DEPARTMENT OF CITYWIDE ADMINISTRATIVE SERVICES
53-37 72nd STREET
MASPETH, NY 11378
TEL (212) 669-1357

SPONSOR INSTITUTION

MASPETH TOWN HALL
53-37 72nd STREET
MASPETH, NY 11378
TEL (718) 335-6049

ARCHITECT

ANTHONY JOHNSON ARCHITECT LLC
80 EIGHTH AVENUE
New York, NY 10011
TEL (646) 930-2135

MEP

COLLECTIF ENGINEERING PLLC
27 WEST 20TH STREET
New York, NY 10011
TEL (646) 610-0343

STRUCTURAL ENGINEER

INNOVATIVE STRUCTURAL AND SPECIALTY ENGINEERING PLLC
140 BROADWAY
New York, NY 10005
TEL (646) 974-1389

REVISIONS:

NUMBER	DESCRIPTION	DATE
1	DD SET	9/22/25
2	75% CD	11/17/25
3	100% CD	01/12/26

Department of Design and Construction

DIVISION OF PUBLIC BUILDINGS

CAPITAL PROJECT NUMBER:
PWQMAHVAC

PROJECT

MASPETH TOWN HALL HVAC UPGRADE

53-37 72 STREET
QUEENS, NY 11378

FOR THE:
DCAS

DOB NOW # Q01356605-I1

DRAWING TITLE:

MECHANICAL 1ST FLOOR DUCTWORK PLAN

DOB APPROVAL STAMP

NYC Buildings
ACCEPTED
Date: 06/09/2026

SEAL & SIGNATURE

STATE OF NEW YORK · JONATHAN DOUGLAS JOHNSON · 099745 · LICENSED PROFESSIONAL ENGINEER

DATE:	9/22/25
PROJECT NO:	2430
DRAWN BY:	AG
CHECKED BY:	JS
DRAWING NUMBER:	M-201.00
CADO FILE No:	6 OF 17

GENERAL NOTES:

1. ALL ITEMS ARE EXISTING TO REMAIN EXCEPT AS NOTED.

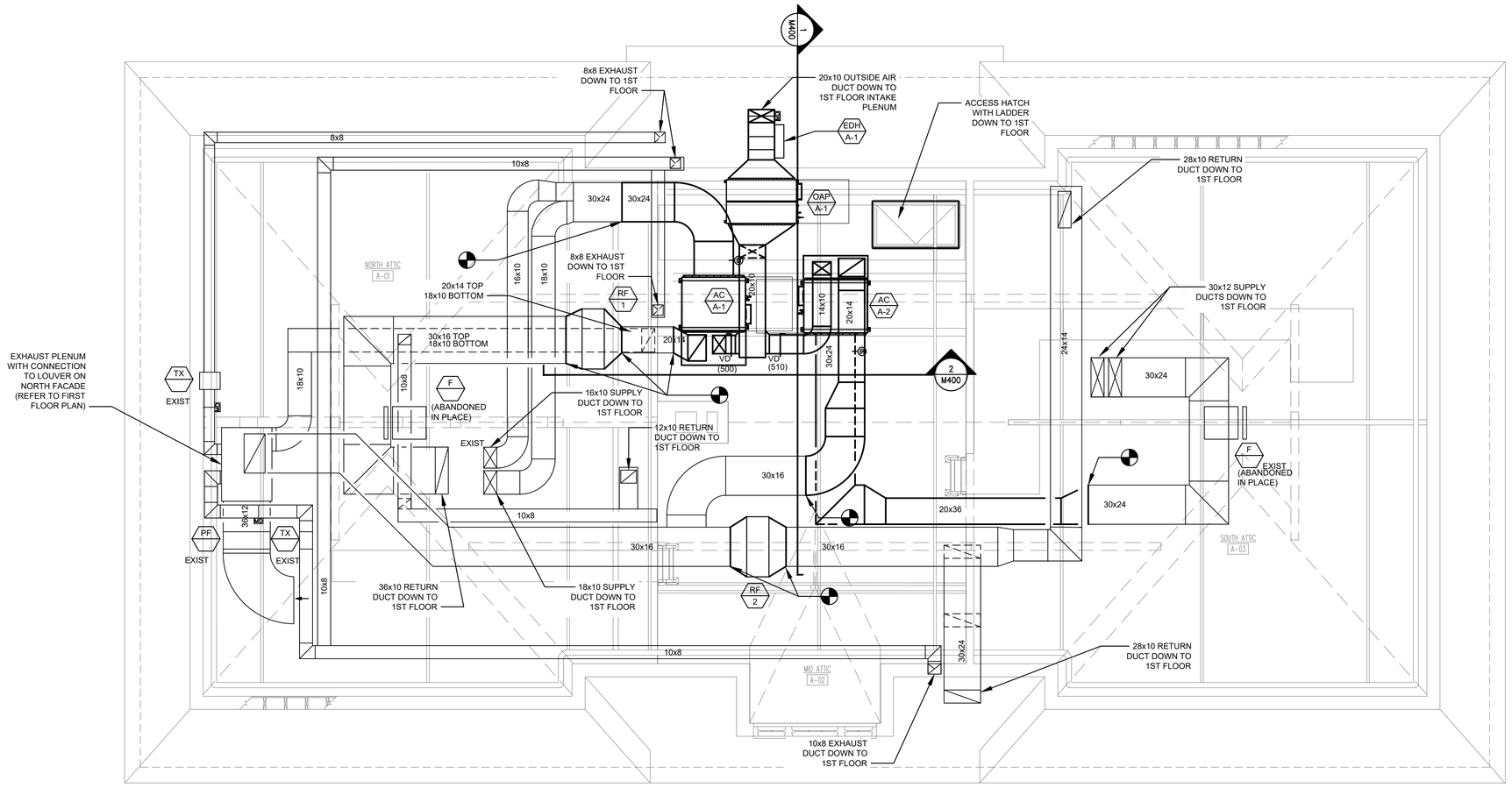

1 MECHANICAL ATTIC PLAN
Scale: 1/4"=1' 0"

SPONSOR AGENCY
NYC DEPARTMENT OF CITYWIDE ADMINISTRATIVE SERVICES
53-37 72nd STREET
MASPETH, NY 11378
TEL (212) 669-1357

SPONSOR INSTITUTION
MASPETH TOWN HALL
53-37 72nd STREET
MASPETH, NY 11378
TEL (718) 335-6049

ARCHITECT
ANTHONY JOHNSON ARCHITECT LLC
80 EIGHTH AVENUE
New York, NY 10011
TEL (646) 930-2135

MEP
COLLECTIF ENGINEERING PLLC
27 WEST 20TH STREET
New York, NY 10011
TEL (646) 610-0343

STRUCTURAL ENGINEER
INNOVATIVE STRUCTURAL AND SPECIALTY ENGINEERING PLLC
140 BROADWAY
New York, NY 10005
TEL (646) 974-1389

REVISIONS:

NUMBER	DESCRIPTION	DATE
1	DD SET	9/22/25
2	75% CD	11/17/25
3	100% CD	01/12/26

Department of Design and Construction

DIVISION OF PUBLIC BUILDINGS

CAPITAL PROJECT NUMBER:
PWQMAHVAC

PROJECT
MASPETH TOWN HALL HVAC UPGRADE

53-37 72 STREET
QUEENS, NY 11378

FOR THE:
DCAS

DOB NOW # Q01356605-I1

DRAWING TITLE:
MECHANICAL ATTIC DUCTWORK PLAN

DOB APPROVAL STAMP
Buildings
ACCEPTED
Date: 06/09/2026

SEAL & SIGNATURE
STATE OF NEW YORK · JONATHAN DOUGLAS JOHNSON · C99745 · LICENSED PROFESSIONAL ENGINEER

DATE:	9/22/25
PROJECT NO:	2430
DRAWN BY:	AG
CHECKED BY:	JS
DRAWING NUMBER:	M-202.00
CADO FILE No:	7 OF 17

GENERAL NOTES:

1. ALL ITEMS ARE EXISTING TO REMAIN EXCEPT AS NOTED.

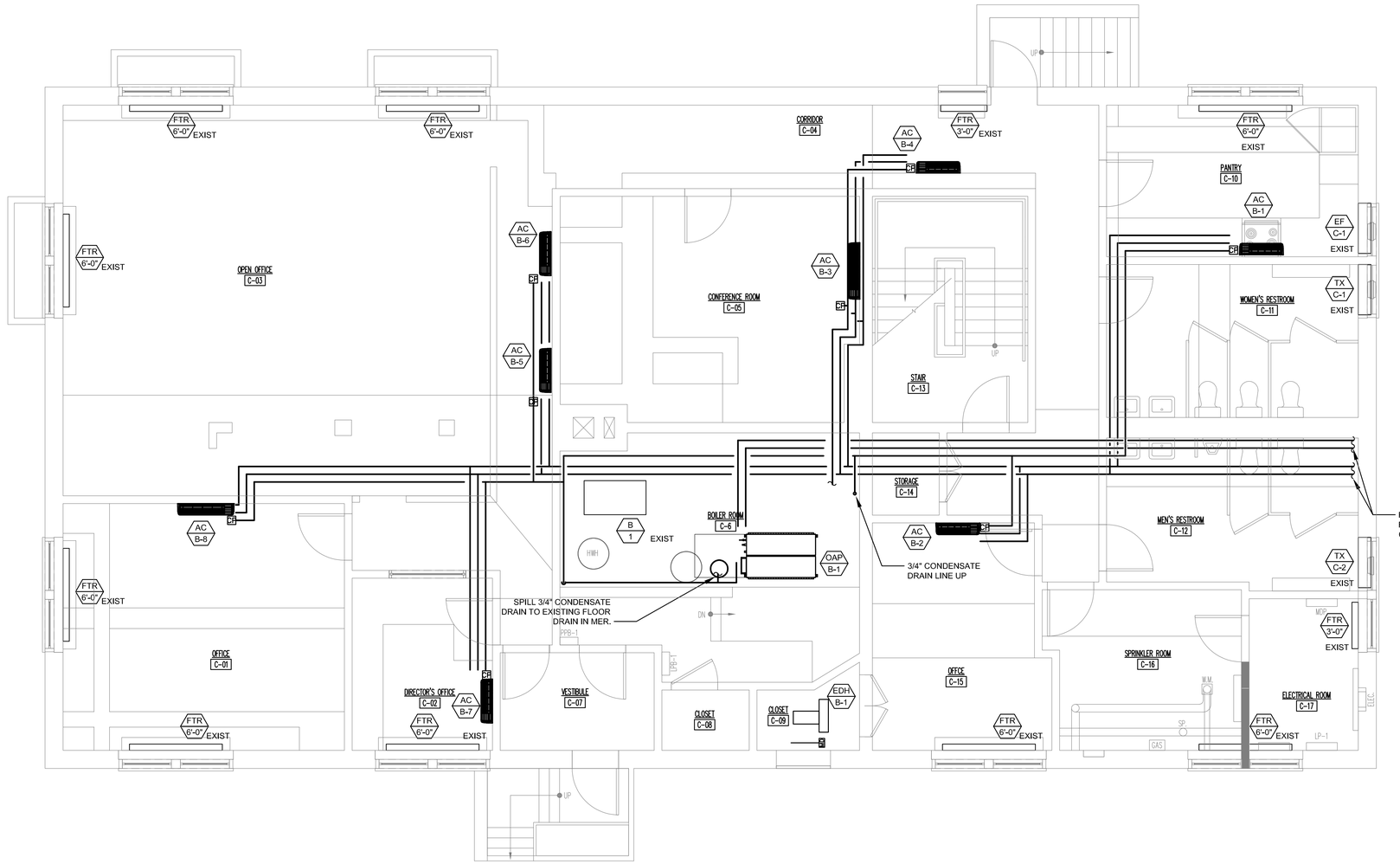

1 MECHANICAL CELLAR PLAN
Scale: 1/4"=1' 0"

SPONSOR AGENCY

NYC DEPARTMENT OF CITYWIDE ADMINISTRATIVE SERVICES
53-37 72nd STREET
MASPETH, NY 11378
TEL (212) 669-1357

SPONSOR INSTITUTION

MASPETH TOWN HALL
53-37 72nd STREET
MASPETH, NY 11378
TEL (718) 335-6049

ARCHITECT

ANTHONY JOHNSON ARCHITECT LLC
80 EIGHTH AVENUE
New York, NY 10011
TEL (646) 930-2135

MEP

COLLECTIF ENGINEERING PLLC
27 WEST 20TH STREET
New York, NY 10011
TEL (646) 610-0343

STRUCTURAL ENGINEER

INNOVATIVE STRUCTURAL AND SPECIALTY ENGINEERING PLLC
140 BROADWAY
New York, NY 10005
TEL (646) 974-1389

REVISIONS:

NUMBER	DESCRIPTION	DATE
1	DD SET	9/22/25
2	75% CD	11/17/25
3	100% CD	01/12/26

Department of Design and Construction

DIVISION OF PUBLIC BUILDINGS

CAPITAL PROJECT NUMBER:
PWQMAHVAC

PROJECT

MASPETH TOWN HALL HVAC UPGRADE

53-37 72 STREET
QUEENS, NY 11378

FOR THE:
DCAS

DOB NOW # Q01356605-I1

DRAWING TITLE:

MECHANICAL CELLAR PIPING PLAN

DOB APPROVAL STAMP

Buildings
ACCEPTED
Date: 06/09/2026

SEAL & SIGNATURE

STATE OF NEW YORK
JONATHAN DOUGLAS SMITH
C097145
LICENSED PROFESSIONAL ENGINEER

DATE:	9/22/25
PROJECT NO:	2430
DRAWN BY:	AG
CHECKED BY:	JS

DRAWING NUMBER:

M-300.00

CADO FILE No:

GENERAL NOTES:

1. ALL ITEMS ARE EXISTING TO REMAIN EXCEPT AS NOTED.

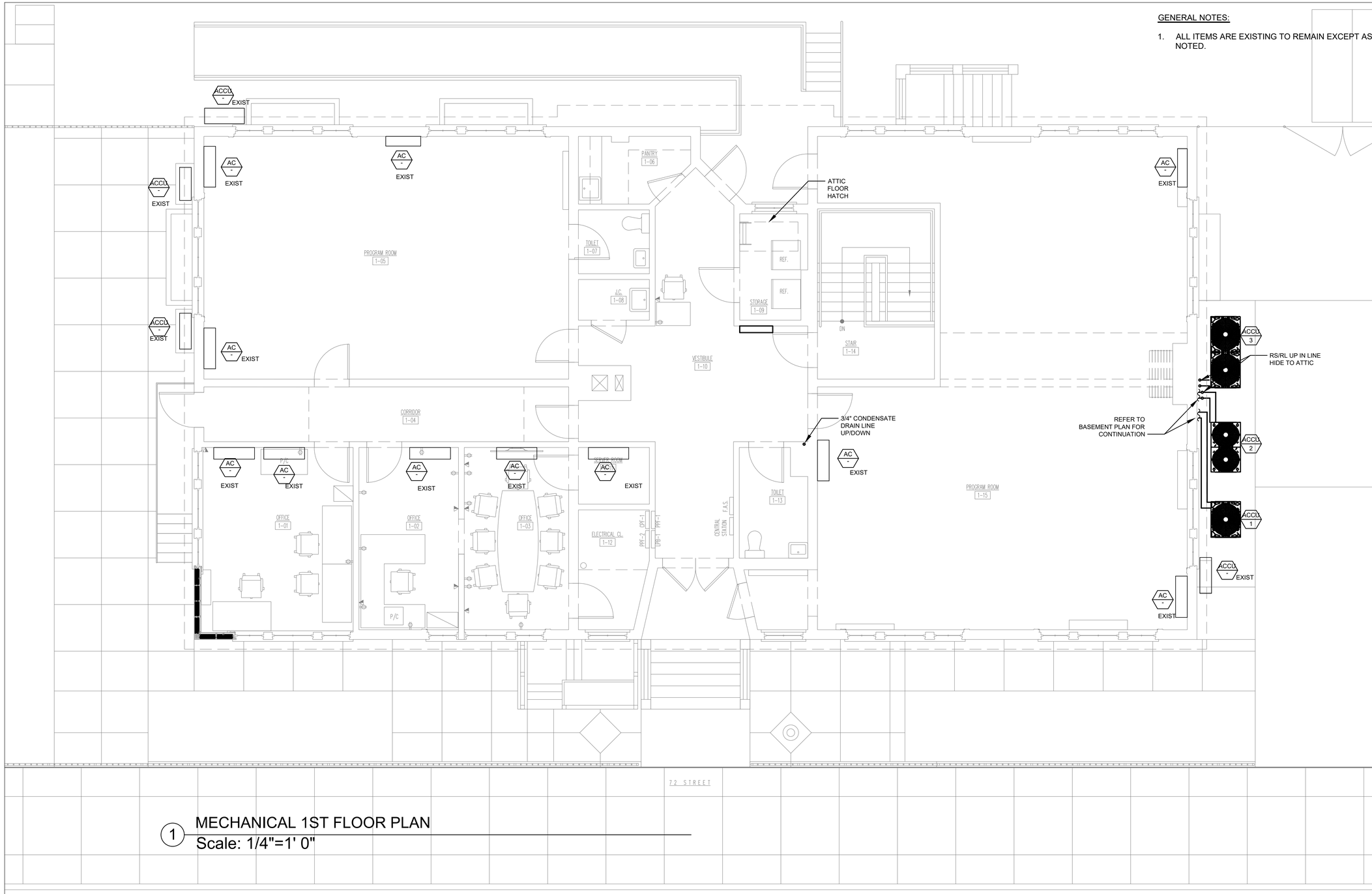

1 MECHANICAL 1ST FLOOR PLAN
Scale: 1/4"=1' 0"

SPONSOR AGENCY

NYC DEPARTMENT OF CITYWIDE ADMINISTRATIVE SERVICES
53-37 72nd STREET
MASPETH, NY 11378
TEL (212) 669-1357

SPONSOR INSTITUTION

MASPETH TOWN HALL
53-37 72nd STREET
MASPETH, NY 11378
TEL (718) 335-6049

ARCHITECT

ANTHONY JOHNSON ARCHITECT LLC
80 EIGHTH AVENUE
New York, NY 10011
TEL (646) 930-2135

MEP

COLLECTIF ENGINEERING PLLC
27 WEST 20TH STREET
New York, NY 10011
TEL (646) 610-0343

STRUCTURAL ENGINEER

INNOVATIVE STRUCTURAL AND SPECIALTY ENGINEERING PLLC
140 BROADWAY
New York, NY 10005
TEL (646) 974-1389

REVISIONS:

NUMBER	DESCRIPTION	DATE
1	DD SET	9/22/25
2	75% CD	11/17/25
3	100% CD	01/12/26

Department of Design and Construction

DIVISION OF PUBLIC BUILDINGS

CAPITAL PROJECT NUMBER:
PWQMAHVAC

PROJECT

MASPETH TOWN HALL HVAC UPGRADE

53-37 72 STREET
QUEENS, NY 11378

FOR THE:
DCAS

DOB NOW # Q01356605-I1

DRAWING TITLE:

MECHANICAL 1ST FLOOR PIPING PLAN

DOB APPROVAL STAMP

NYC Buildings
ACCEPTED
Date: 06/09/2026

SEAL & SIGNATURE

STATE OF NEW YORK
JOHANNAN DOUGLAS SHARPE
099745
LICENSED PROFESSIONAL ENGINEER

DATE:	9/22/25
PROJECT NO:	2430
DRAWN BY:	AG
CHECKED BY:	JS
DRAWING NUMBER:	M-301.00
CADO FILE No:	9 OF 17

GENERAL NOTES:

1. ALL ITEMS ARE EXISTING TO REMAIN EXCEPT AS NOTED.

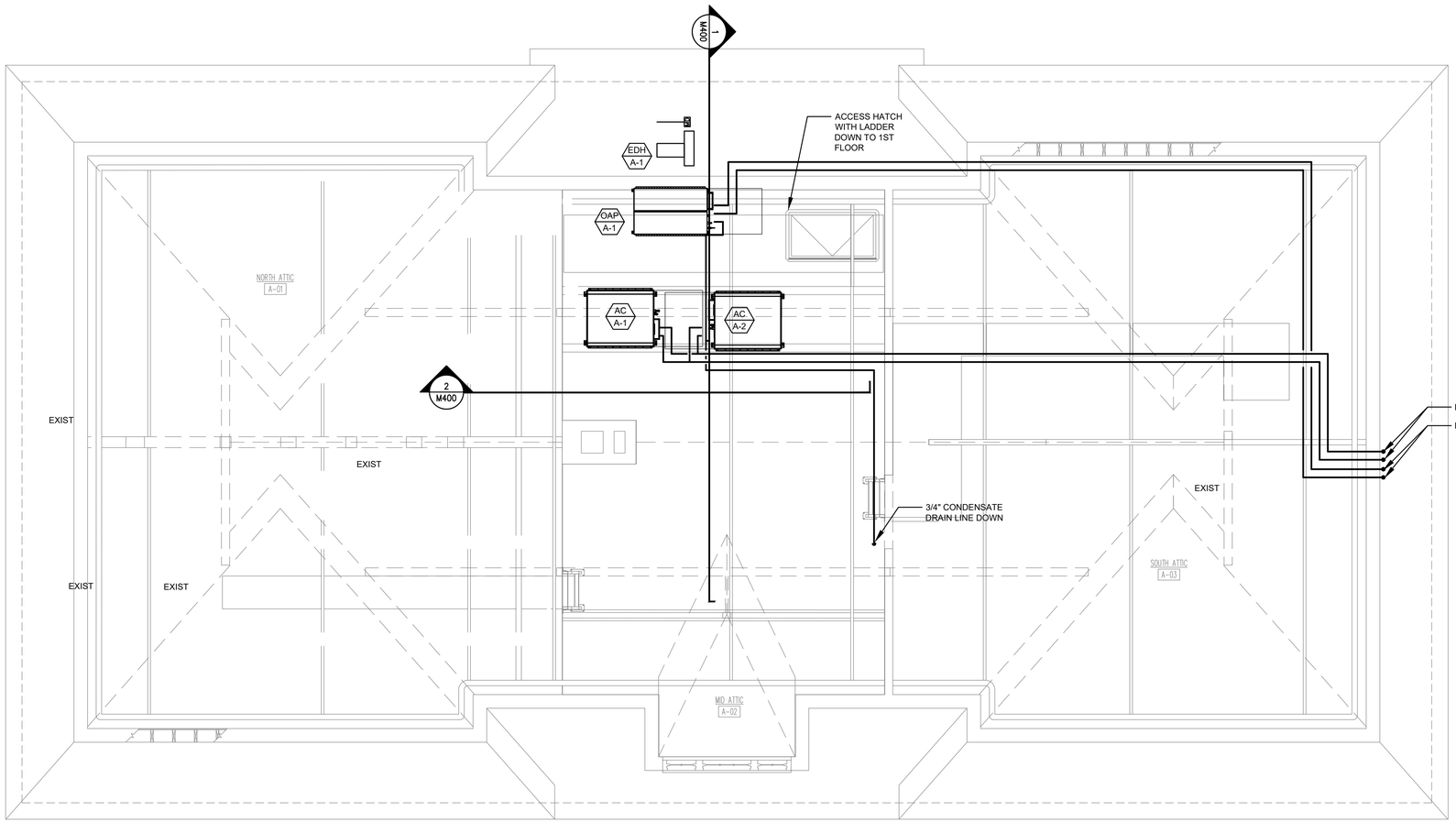

1 MECHANICAL ATTIC PLAN
Scale: 1/4"=1' 0"

SPONSOR AGENCY

NYC DEPARTMENT OF CITYWIDE ADMINISTRATIVE SERVICES
53-37 72nd STREET
MASPETH, NY 11378
TEL (212) 669-1357

SPONSOR INSTITUTION

MASPETH TOWN HALL
53-37 72nd STREET
MASPETH, NY 11378
TEL (718) 335-6049

ARCHITECT

ANTHONY JOHNSON ARCHITECT LLC
80 EIGHTH AVENUE
New York, NY 10011
TEL (646) 930-2135

MEP

COLLECTIF ENGINEERING PLLC
27 WEST 20TH STREET
New York, NY 10011
TEL (646) 610-0343

STRUCTURAL ENGINEER

INNOVATIVE STRUCTURAL AND SPECIALTY ENGINEERING PLLC
140 BROADWAY
New York, NY 10005
TEL (646) 974-1389

REVISIONS:

NUMBER	DESCRIPTION	DATE
1	DD SET	9/22/25
2	75% CD	11/17/25
3	100% CD	01/12/26

Department of Design and Construction

DIVISION OF PUBLIC BUILDINGS

CAPITAL PROJECT NUMBER:
PWQMAHVAC

PROJECT

MASPETH TOWN HALL HVAC UPGRADE

53-37 72 STREET
QUEENS, NY 11378

FOR THE:
DCAS

DOB NOW # Q01356605-I1

DRAWING TITLE:

MECHANICAL ATTIC PIPING PLAN

DOB APPROVAL STAMP

NYC Buildings
ACCEPTED
Date: 06/09/2026

SEAL & SIGNATURE

STATE OF NEW YORK
JONATHAN DOUGLAS SMITH
099745
LICENSED PROFESSIONAL ENGINEER

DATE:	9/22/25
PROJECT NO:	2430
DRAWN BY:	AG
CHECKED BY:	JS

DRAWING NUMBER:

M-302.00

CADO FILE No:

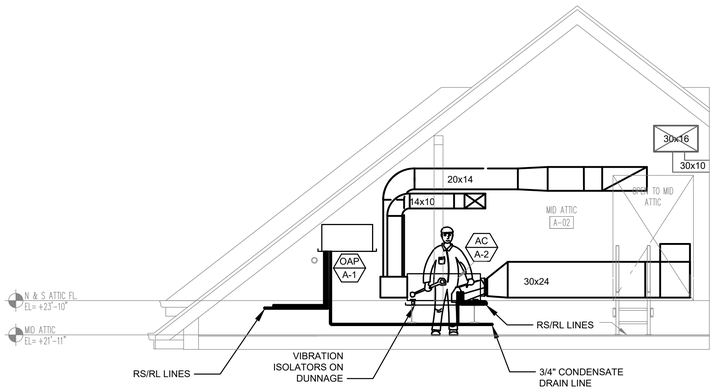

1 MECHANICAL ATTIC SECTION 1
Scale: 1/4"=1' 0"

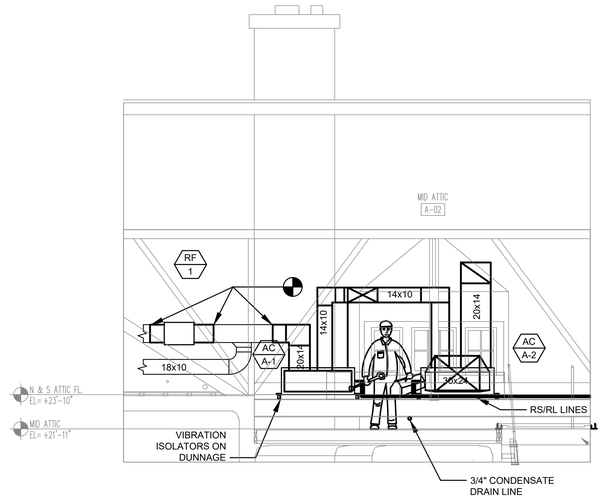

2 MECHANICAL ATTIC SECTION 2
Scale: 1/4"=1' 0"

SPONSOR AGENCY

NYC DEPARTMENT OF CITYWIDE ADMINISTRATIVE SERVICES
53-37 72nd STREET
MASPETH, NY 11378
TEL (212) 669-1357

SPONSOR INSTITUTION

MASPETH TOWN HALL
53-37 72nd STREET
MASPETH, NY 11378
TEL (718) 335-6049

ARCHITECT

ANTHONY JOHNSON ARCHITECT LLC
80 EIGHTH AVENUE
New York, NY 10011
TEL (646) 930-2135

MEP

COLLECTIF ENGINEERING PLLC
27 WEST 20TH STREET
New York, NY 10011
TEL (646) 610-0343

STRUCTURAL ENGINEER

INNOVATIVE STRUCTURAL AND SPECIALTY ENGINEERING PLLC
140 BROADWAY
New York, NY 10005
TEL (646) 974-1389

REVISIONS:

NUMBER	DESCRIPTION	DATE
1	DD SET	9/22/25
2	75% CD	11/17/25
3	100% CD	01/12/26

Department of Design and Construction

DIVISION OF PUBLIC BUILDINGS

CAPITAL PROJECT NUMBER:
PWQMAHVAC

PROJECT

MASPETH TOWN HALL HVAC UPGRADE

53-37 72 STREET
QUEENS, NY 11378

FOR THE:
DCAS

DOB NOW # Q01356605-I1

DRAWING TITLE:

MECHANICAL SECTIONS

DOB APPROVAL STAMP

NYC Buildings
ACCEPTED
Date: 06/09/2026

SEAL & SIGNATURE

STATE OF NEW YORK
JONATHAN DOUGLAS SHARPE
099745
LICENSED PROFESSIONAL ENGINEER

DATE:	9/22/25
PROJECT NO:	2430
DRAWN BY:	AG
CHECKED BY:	JS
DRAWING NUMBER:	M-400.00
CADO FILE No:	11 OF 17

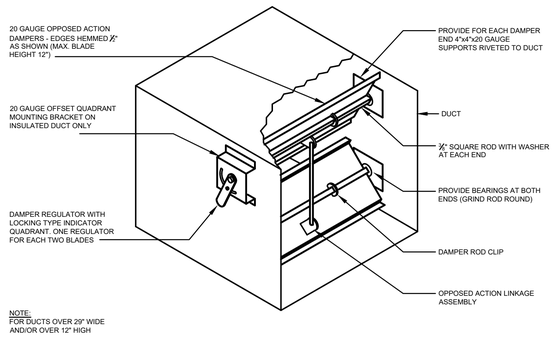

NOTE:
FOR DUCTS OVER 29" WIDE AND/OR OVER 12" HIGH

LOW PRESSURE BALANCING DAMPER
NOT TO SCALE

MD-001

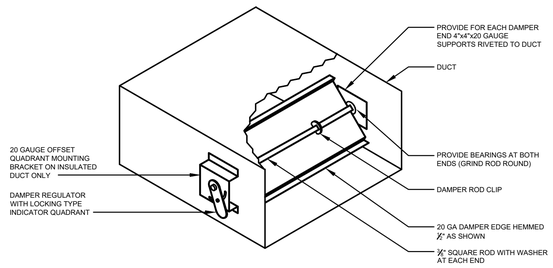

NOTE:
FOR DUCTS UP TO 12" HIGH

LOW PRESSURE BALANCING DAMPER
NOT TO SCALE

MD-002

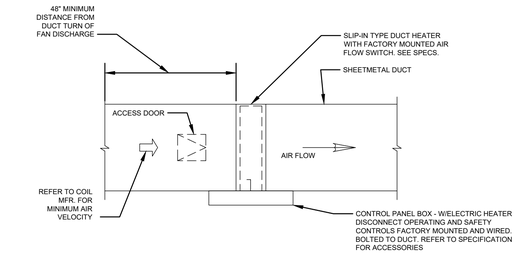

NOTE:
1. REFER TO MFR'S. INSTALLATION INSTRUCTION ON HOW TO INSTALL DUCT HEATERS.
2. PROVIDE ACCESS DOOR IN DUCT FOR ELEMENT REPLACEMENT WHEN INSTALLATION DOES NOT PERMIT SLIP-OUT OF DUCT HEATER.

ELECTRIC DUCT HEATER
NOT TO SCALE

MD-082

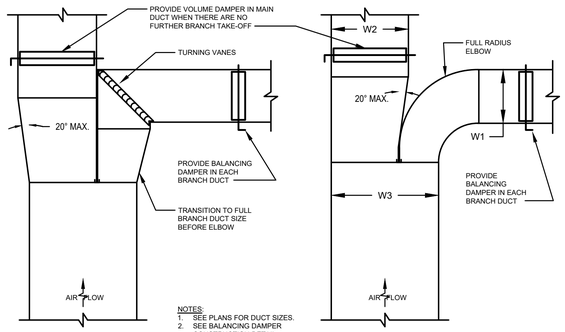

NOTES:
1. SEE PLANS FOR DUCT SIZES.
2. SEE BALANCING DAMPER CONSTRUCTION DETAIL.

DETAIL OF LOW PRESSURE SUPPLY AIR DUCT NECK CONNECTIONS (WITH VOLUME DAMPERS)
NOT TO SCALE

MD-011

CHECKLIST:
1. COORDINATE WITH CEILING HEIGHTS

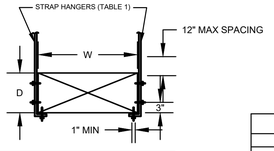

TABLE 1 STRAP HANGERS (PAIR) SPACED	
W+D MAX.	8'-0" MAX.
72"	1" X 22 GA
96"	1" X 20 GA
120"	1" X 18 GA
168"	
192"	

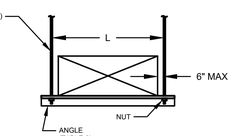

TABLE 2 ALLOWABLE HANGER LOAD, MAX			
STRAPS	LBS	STRAPS	LBS
2 - 1" X 22 GA	520	2 - ⅜" DIA	360
2 - 1" X 22 GA	640	2 - ⅜" DIA	2500
2 - 1" X 22 GA	840	2 - ⅜" DIA	4000
2 - 1" X 22 GA	1400	2 - ⅜" DIA	6000

TABLE 3 TRAPEZE ANGLE LOAD, MAX		
L	2" X 2" X ⅛"	2½" X 2½" X ⅛"
36"	1200 LBS	1940 LBS
48"	1160 LBS	1900 LBS
60"	1060 LBS	1800 LBS
72"	900 LBS	1640 LBS
84"	660 LBS	1400 LBS
96"	320 LBS	1060 LBS

NOTES:
1. TABULATED DATA FROM SMACNA ALLOWS FOR DUCT REINFORCING AND INSULATION, BUT NO EXTERNAL LOAD.
2. PROVIDE HIGH DENSITY INSERT AT TRAPEZE FOR INSULATED DUCTS.
3. NO PIPING OR ELECTRIC CONDUIT SHALL BE HUNG FROM THE DUCTWORK.

RECTANGULAR DUCT HANGERS
NOT TO SCALE

MD-005

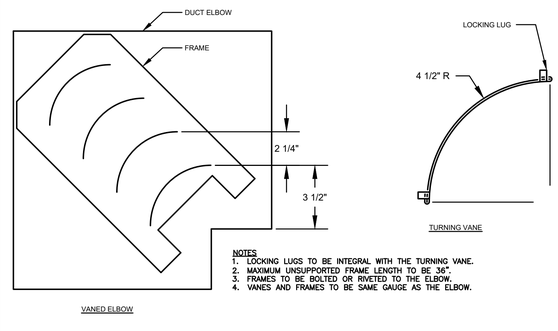

NOTES
1. LOCKING LUGS TO BE INTEGRAL WITH THE TURNING VANE.
2. MAXIMUM UNSUPPORTED FRAME LENGTH TO BE 36".
3. FRAMES TO BE BOLTED OR RIVETED TO THE ELBOW.
4. VANES AND FRAMES TO BE SAME GAUGE AS THE ELBOW.

VANED ELBOW

SINGLE THICKNESS TURNING VANES DETAIL
NOT TO SCALE

MD-013

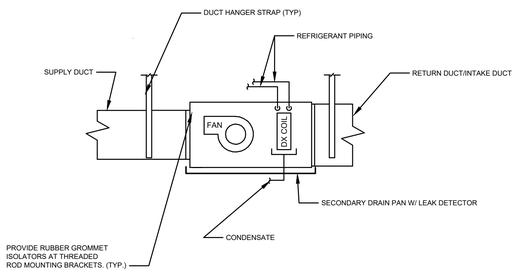

VRF FAN COIL + OAP UNITS
NOT TO SCALE

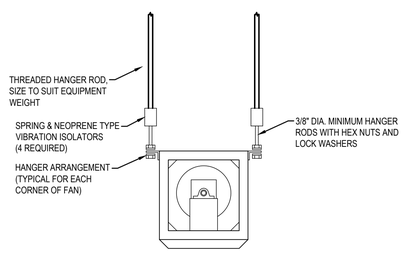

INLINE FAN
NOT TO SCALE

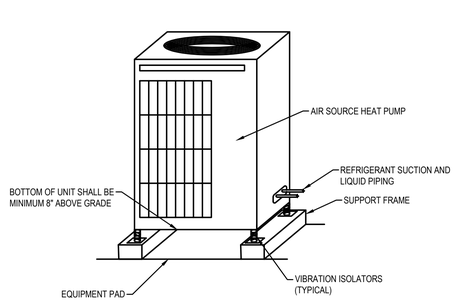

INLINE FAN
NOT TO SCALE

SPONSOR AGENCY
NYC DEPARTMENT OF CITYWIDE ADMINISTRATIVE SERVICES
53-37 72nd STREET
MASPETH, NY 11378
TEL (212) 669-1357

SPONSOR INSTITUTION
MASPETH TOWN HALL
53-37 72nd STREET
MASPETH, NY 11378
TEL (718) 335-6049

ARCHITECT
ANTHONY JOHNSON ARCHITECT LLC
80 EIGHTH AVENUE
New York, NY 10011
TEL (646) 930-2135

MEP
COLLECTIF ENGINEERING PLLC
27 WEST 20TH STREET
New York, NY 10011
TEL (646) 610-0343

STRUCTURAL ENGINEER
INNOVATIVE STRUCTURAL AND SPECIALTY ENGINEERING PLLC
140 BROADWAY
New York, NY 10005
TEL (646) 974-1389

REVISIONS:

NUMBER	DESCRIPTION	DATE
1	DD SET	9/22/25
2	75% CD	11/17/25
3	100% CD	01/12/26

Department of Design and Construction

DIVISION OF PUBLIC BUILDINGS

CAPITAL PROJECT NUMBER:
PWQMAHVAC

PROJECT
MASPETH TOWN HALL HVAC UPGRADE

53-37 72 STREET
QUEENS, NY 11378

FOR THE:
DCAS

DOB NOW # Q01356605-I1

DRAWING TITLE:
MECHANICAL DETAILS

DOB APPROVAL STAMP
NYC Buildings
ACCEPTED
Date: 06/09/2026

SEAL & SIGNATURE
STATE OF NEW YORK · JONATHAN DOUGLAS · LICENSED PROFESSIONAL ENGINEER · 099745

DATE:	9/22/25
PROJECT NO:	2430
DRAWN BY:	AG
CHECKED BY:	JS
DRAWING NUMBER:	**M-501.00**
CADO FILE No:	12 OF 17

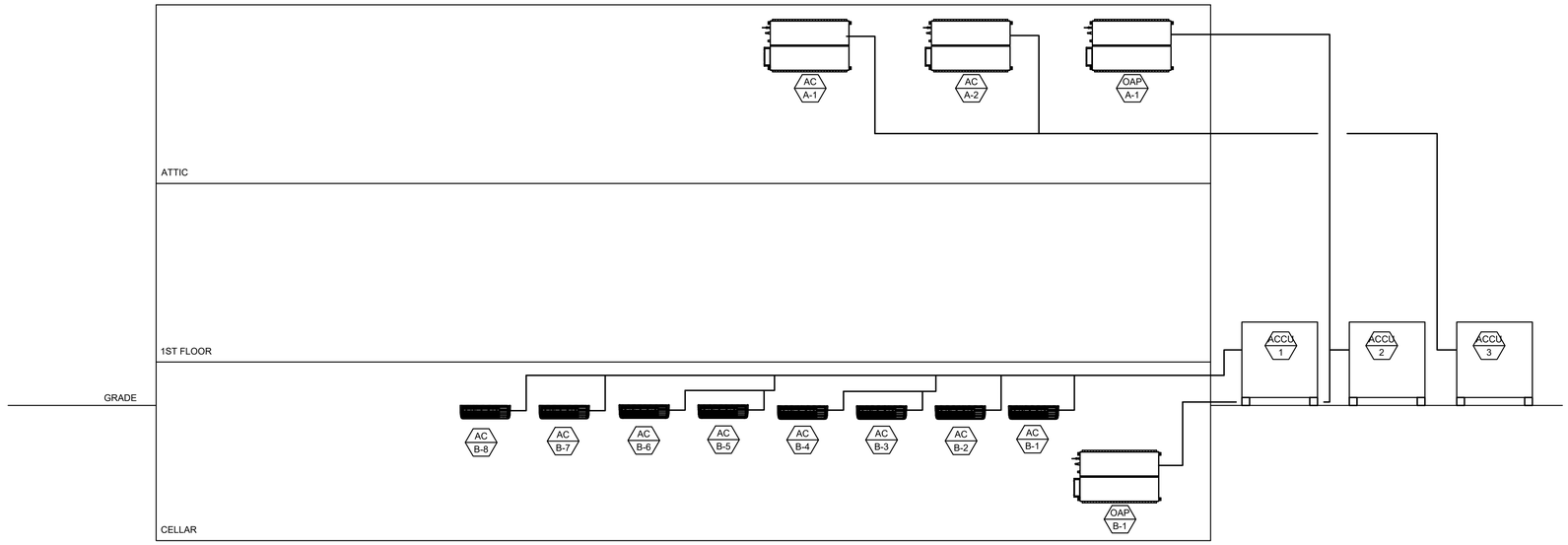

1 MECHANICAL REFRIGERANT RISER
Scale: NTS

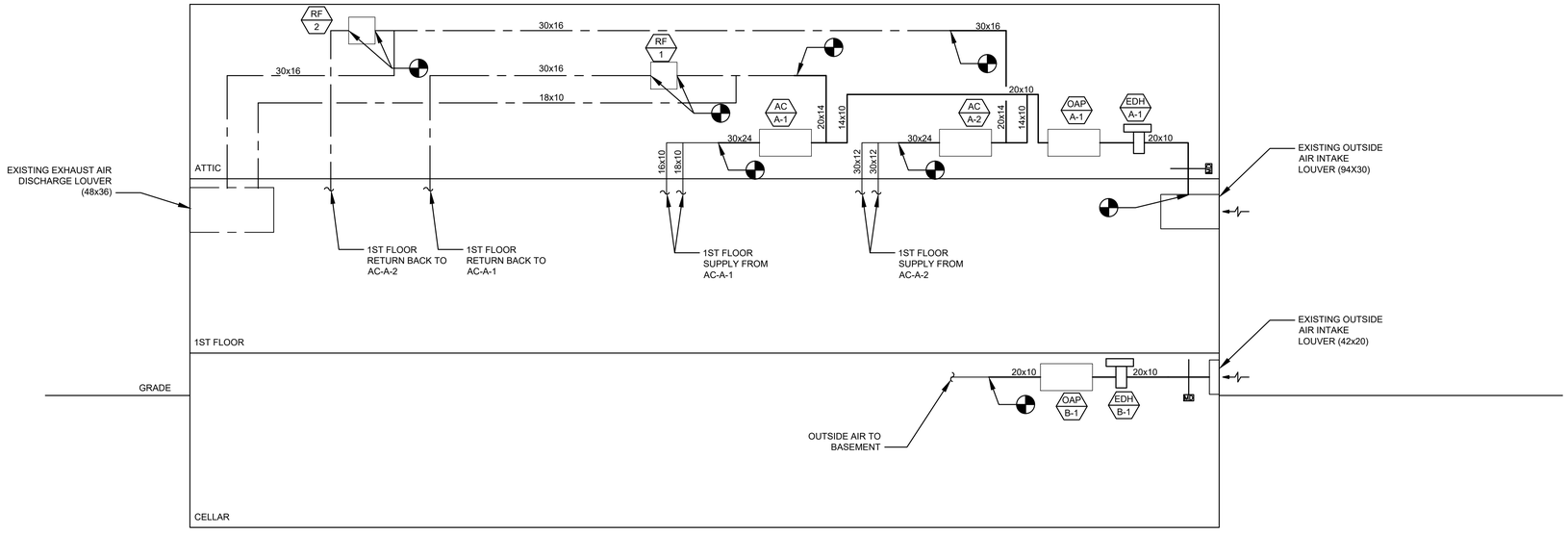

1 MECHANICAL AIRFLOW RISER
Scale: NTS

SPONSOR AGENCY

NYC DEPARTMENT OF CITYWIDE ADMINISTRATIVE SERVICES
53-37 72nd STREET
MASPETH, NY 11378
TEL (212) 669-1357

SPONSOR INSTITUTION

MASPETH TOWN HALL
53-37 72nd STREET
MASPETH, NY 11378
TEL (718) 335-6049

ARCHITECT

ANTHONY JOHNSON ARCHITECT LLC
80 EIGHTH AVENUE
New York, NY 10011
TEL (646) 930-2135

MEP

COLLECTIF ENGINEERING PLLC
27 WEST 20TH STREET
New York, NY 10011
TEL (646) 610-0343

STRUCTURAL ENGINEER

INNOVATIVE STRUCTURAL AND SPECIALTY ENGINEERING PLLC
140 BROADWAY
New York, NY 10005
TEL (646) 974-1389

REVISIONS:

NUMBER	DESCRIPTION	DATE
1	DD SET	9/22/25
2	75% CD	11/17/25
3	100% CD	01/12/26

Department of Design and Construction

DIVISION OF PUBLIC BUILDINGS

CAPITAL PROJECT NUMBER:
PWQMAHVAC

PROJECT

MASPETH TOWN HALL HVAC UPGRADE

53-37 72 STREET
QUEENS, NY 11378

FOR THE:
DCAS

DOB NOW # Q01356605-I1

DRAWING TITLE:

MECHANICAL RISER DIAGRAMS

DOB APPROVAL STAMP

NYC Buildings
ACCEPTED
Date: 06/09/2026

SEAL & SIGNATURE

STATE OF NEW YORK · JOHANNAN DOUGLAS SHAPA · 099745 · LICENSED PROFESSIONAL ENGINEER

DATE:	9/22/25
PROJECT NO:	2430
DRAWN BY:	AG
CHECKED BY:	JS
DRAWING NUMBER:	M-601.00
CADO FILE No:	13 OF 17

VIBRATION ISOLATION

EQUIPMENT	MOUNTING	EQUIPMENT INSTALLATION ATTACHMENT POINT			
		ON GRADE		ABOVE GRADE	
		ISOL	MIN DEFL	ISOL	MIN DEFL
INLINE FANS	INLINE	--	--	A	1.00
VRF OUTDOOR UNITS	GRADE	B	0.35	--	--
DUCT VRF/OAPU UNITS	CEILING	--	--	C	1.00

SCHEDULE OF ISOLATORS

ISOLATOR	MAKE	MODEL
A	MASON	HS - SPRING HANGER
B	MASON	HD - RUBBER ISOLATION MOUNT
C	MASON	SLFH - HOUSED SPRING ISOLATOR

NOTES:
1. VIBRATION ISOLATORS SHALL BE COORDINATED WITH INSTALLED EQUIPMENT
2. REFER TO SPECIFICATIONS SECTION 230548.13 FOR ADDITIONAL INFORMATION.

ELECTRIC DUCT HEATER

TAG	SERVICE	LOCATION	ELECTRICAL DATA			CAPACITY		SIZE		UNIT DATA		NOTES
			V	Ø	Hz	KW	BTU/HR	HEIGHT (INCHES)	WIDTH (INCHES)	MANUFACTURER	MODEL NUMBER	
EDH-B-1	OAP-B-1	CELLAR	208	3	60	7.5	25,590	20	10	INDEECO	QUZ	1, 2
EDH-A-1	OAP-A-1	ATTIC	208	3	60	9.5	32,414	20	10	INDEECO	QUZ	1, 2

NOTES:
1. PROVIDE FACTORY SUPPLIED PRESSURE DIFFERENTIAL AIR FLOW SWITCH, MERCURY TYPE CONTACTORS, DUCT TEMPERATURE SENSORS AND REQUIRED CONTROL CONTACTS AND TRANSFORMER.
2. REFER TO EQUIPMENT SPECIFICATIONS FOR ADDITIONAL INFORMATION.

AIR-SOURCE HEAT PUMP - OUTDOOR UNITS

TAG	SERVICE	LOCATION	ELECTRICAL DATA					CAPACITY		OUTDOOR DESIGN TEMPERATURE		EFFICIENCY		REFRIGERANT TYPE	UNIT DATA				NOTES
			V	Ø	Hz	MCA	MCCB	TOTAL COOLING (BTU/H)	HEATING (BTU/H)	COOLING (DB)	HEATING (DB)	COOLING IEER	HEATING COP		DIMENSIONS (WxHxD)	WEIGHT (LBS)	MANUFACTURER	MODEL NUMBER	
ACCU-1	CELLAR UNITS	SOUTH DRIVE	208	3	60	28	35	69,000	77,000	95	10	28	3.9	R-32	37"X67"x31"	414	SAMSUNG	AM072HCVGFG/AA	1, 2, 3, 4
ACCU-2	OUTSIDE AIR UNITS	SOUTH DRIVE	208	3	60	54.4	60	160,000	180,000	95	10	23.3	3.3	R-32	51"X67"X31"	644	SAMSUNG	AM168HCVGFG/AA	1, 2, 3, 4
ACCU-3	ATTIC UNITS	SOUTH DRIVE	208	3	60	60	70	184,000	206,000	95	10	22.5	3.2	R-32	74"X67"X31"	822	SAMSUNG	AM192HCVGJG/AA	1, 2, 3, 4

NOTES:
1. NOMINAL COOLING CAPACITIES ARE BASED ON INDOOR COIL EAT OF 80/68 DEG. F. (DB/WB), OUTDOOR OF 95 DEG. F. (DB.)
2. NOMINAL HEATING CAPACITIES ARE BASED ON INDOOR COIL EAT OF 70 DEG. F. (DB), OUTDOOR OF 43 DEG. F. (WB).
3. EFFICIENCY VALUES FOR EER, IEER, COP, ETC. ARE BASED ON AHRI 1230 TEST METHOD FOR MIXTURE OF DUCTED AND NON-DUCTED INDOOR UNITS.
4. REFRIGERANT CHARGE SHALL BE BASED ON FINAL AS-BUILT PIPING LAYOUT.

AIR-SOURCE HEAT PUMP - INDOOR UNITS

TAG	SYSTEM	LOCATION	TYPE	CAPACITY		ROOM DESIGN TEMPERATURE (DEG. F)			AIRFLOW		ELECTRICAL					UNIT DATA				NOTES
				TOTAL COOLING (BTU/H)	HEATING (BTU/H)	COOLING (DB)	COOLING (WB)	HEATING (DB)	FLOW RATE (CFM)	EXTERNAL STATIC PRESSURE ("W.G.)	V	Ø	Hz	MCA	MOP	DIMENSIONS (W"xH"xD"	WEIGHT (LBS)	MANUFACTURER	MODEL NUMBER	
AC-B-1	ACCU-1	PANTRY	WALL MOUNT	5,000	5,800	75	63	70	159	-	208	1	60	0.16	15	32x12x9	21	SAMSUNG	AM005FEVDCG/AA	1, 2, 3, 4
AC-B-2		OFFICE	WALL MOUNT	5,000	5,800	75	63	70	159	-	208	1	60	0.16	15	32x12x9	21	SAMSUNG	AM005FEVDCG/AA	1, 2, 3, 4
AC-B-3		CONFERENCE	WALL MOUNT	12,000	13,500	75	63	70	321	-	208	1	60	0.31	15	32x12x9	21	SAMSUNG	AM012FEVDCH/AA	1, 2, 3, 4
AC-B-4		CORRIDOR	WALL MOUNT	9,000	10,500	75	63	70	272	-	208	1	60	0.25	15	32x12x9	21	SAMSUNG	AM009FECDCG/AA	1, 2, 3, 4
AC-B-5		CORRIDOR	WALL MOUNT	9,000	10,500	75	63	70	272	-	208	1	60	0.25	15	32x12x9	21	SAMSUNG	AM009FECDCG/AA	1, 2, 3, 4
AC-B-6		CORRIDOR	WALL MOUNT	9,000	10,500	75	63	70	272	-	208	1	60	0.25	15	32x12x9	21	SAMSUNG	AM009FECDCG/AA	1, 2, 3, 4
AC-B-7		DIR. OFFICE	WALL MOUNT	5,000	5,800	75	63	70	159	-	208	1	60	0.16	15	32x12x9	21	SAMSUNG	AM005FEVDCG/AA	1, 2, 3, 4
AC-B-8		OFFICE	WALL MOUNT	9,000	10,500	75	63	70	272	-	208	1	60	0.25	15	32x12x9	21	SAMSUNG	AM009FECDCG/AA	1, 2, 3, 4
OAP-B-1	ACCU-2	BOILER ROOM	OUTSIDE AIR PROCESSING	72,000	47,000	75	63	70	989	1.0	208	1	60	6.3	15	58x19x36	200	SAMSUNG	AM072HEEDCG/AA	1, 2, 3, 4
OAP-A-1		ATTIC	OUTSIDE AIR PROCESSING	96,000	59,000	75	63	70	1,236	1.0	208	1	60	6.3	15	58x19x36	200	SAMSUNG	AM096HEEDCG/AA	1, 2, 3, 4
AC-A-1	ACCU-3	ATTIC	HIGH STATIC	96,000	108,000	75	63	70	2,296	1.1	208	1	60	10	15	49X19X41	200	SAMSUNG	AM096HEHDCG/AA	1, 2, 3, 4
AC-A-2		ATTIC	HIGH STATIC	96,000	108,000	75	63	70	2,296	1.1	208	1	60	10	15	49X19X41	200	SAMSUNG	AM096HEHDCG/AA	1, 2, 3, 4

NOTES:
1. NOMINAL COOLING CAPACITIES ARE BASED ON INDOOR COIL EAT OF 80/68 DEG. F. (DB/WB), OUTDOOR OF 95 DEG. F. (DB.)
2. NOMINAL HEATING CAPACITIES ARE BASED ON INDOOR COIL EAT OF 70 DEG. F. (DB), OUTDOOR OF 43 DEG. F. (WB).
3. MANUFACTURER SHALL PROVIDE REQURIED INDOOR UNIT CONTROLLERS, SYSTEM CONTROLLERS AND INTEGRATION DEVICES. REFER TO SPECIFICATIONS.
4. EACH UNIT SHALL BE SET AND BALANCED VIA CONTROLLER TO AIRFLOWS SHOWN ON FLOOR PLANS.

FANS

TAG	SERVICE	LOCATION	CFM	E.S.P. (IN. WG.)	FAN TYPE	FAN		MOTOR HP	CAPACITY CONTROL	V-Φ-HZ	DIMENSIONS (WxLxH)	OPER. WEIGHT (LBS)	MFR	MODEL	NOTES
						RPM	BHP								
RF-1	AC-A-1	ATTIC	2,296	0.9	INLINE	1172	0.9	1	DIAL	208-1-60	46"x17"x17"	122	GREENHECK	CSP-A3300-VG	1, 2, 3
RF-2	AC-A-2	ATTIC	2,296	0.5	INLINE	988	0.7	1	DIAL	208-1-60	46"x17"x17"	122	GREENHECK	CSP-A3300-VG	1, 2, 3

NOTES:
1. PROVIDE PRE-WIRED DISCONNECT.
2. PROVIDE PREMIUM EFFICIENCY MOTOR.
3. PROVIDE PRE-WIRED FAN SPEED CONTROL.

DOB APPROVAL STAMP

NYC Buildings
ACCEPTED
Date: 06/09/2026

SPONSOR AGENCY
NYC DEPARTMENT OF CITYWIDE ADMINISTRATIVE SERVICES
53-37 72nd STREET
MASPETH, NY 11378
TEL (212) 669-1357

SPONSOR INSTITUTION
MASPETH TOWN HALL
53-37 72nd STREET
MASPETH, NY 11378
TEL (718) 335-6049

ARCHITECT
ANTHONY JOHNSON ARCHITECT LLC
80 EIGHTH AVENUE
New York, NY 10011
TEL (646) 930-2135

MEP
COLLECTIF ENGINEERING PLLC
27 WEST 20TH STREET
New York, NY 10011
TEL (646) 610-0343

STRUCTURAL ENGINEER
INNOVATIVE STRUCTURAL AND SPECIALTY ENGINEERING PLLC
140 BROADWAY
New York, NY 10005
TEL (646) 974-1389

REVISIONS:

NUMBER	DESCRIPTION	DATE
1	DD SET	9/22/25
2	75% CD	11/17/25
3	100% CD	01/12/26

Department of Design and Construction

DIVISION OF PUBLIC BUILDINGS

CAPITAL PROJECT NUMBER:
PWQMAHVAC

PROJECT
MASPETH TOWN HALL HVAC UPGRADE

53-37 72 STREET
QUEENS, NY 11378

FOR THE:
DCAS

DOB NOW # Q01356605-I1

DRAWING TITLE:
MECHANICAL SCHEDULES

SEAL & SIGNATURE
STATE OF NEW YORK · BRIAN DOUGLAS · LICENSED PROFESSIONAL ENGINEER · 099745

DATE:	9/22/25
PROJECT NO:	2430
DRAWN BY:	AG
CHECKED BY:	JS
DRAWING NUMBER:	M-701.00
CADO FILE No:	14 OF 17

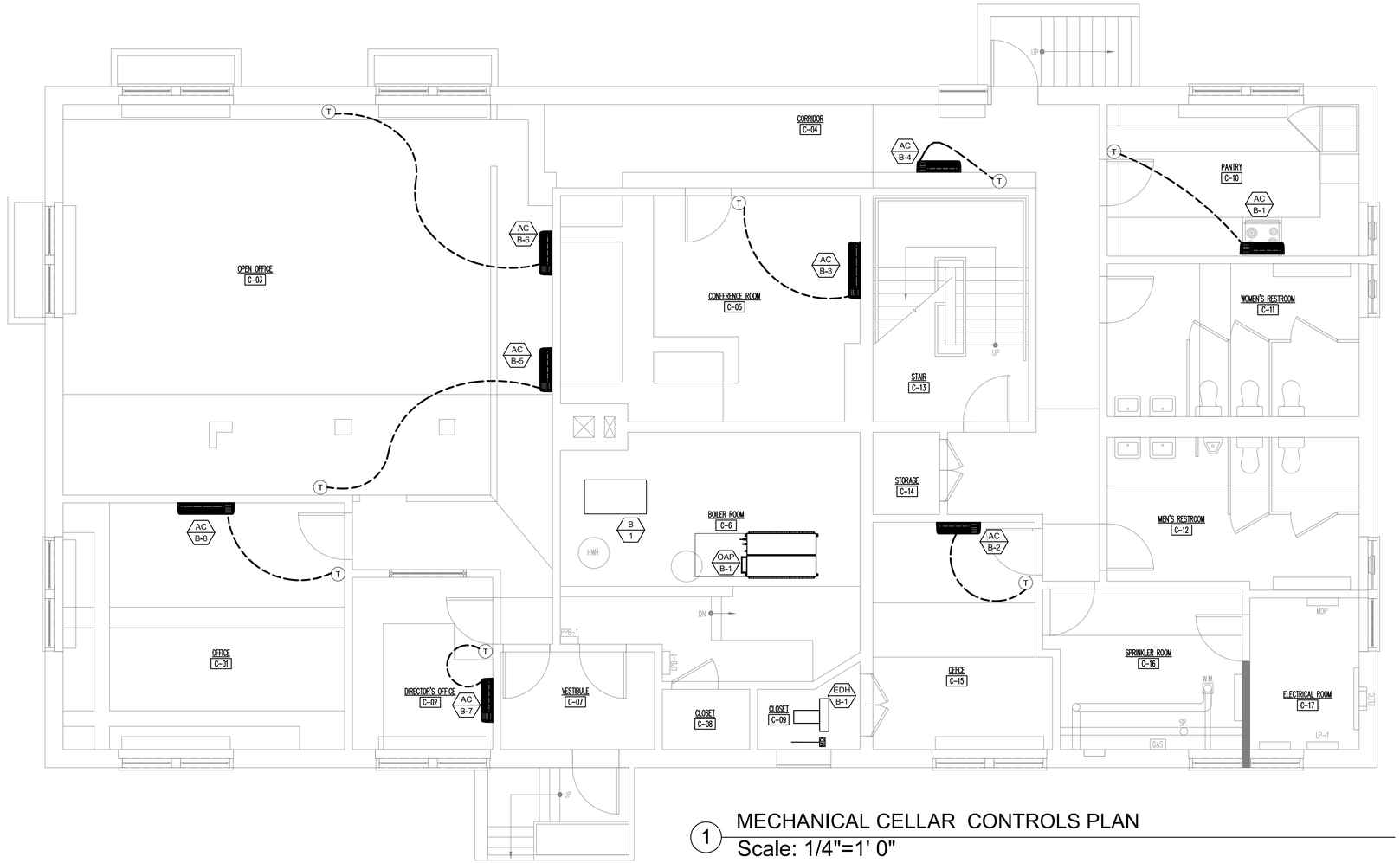

1 MECHANICAL CELLAR CONTROLS PLAN
Scale: 1/4"=1' 0"

SEQUENCE OF OPERATION

1. OPERATION IS BASED ON LOCAL SETPOINTS, OCCUPANCY SCHEDULES, AND SAFETY INTERLOCKS. MODES INCLUDE OCCUPIED (NORMAL RUNTIME), UNOCCUPIED (SETBACK OR OFF), AND EMERGENCY SHUTDOWN. ALARMS (E.G., VIA LOCAL INDICATORS) TRIGGER ON FAULTS.
2. OCCUPANCY SCHEDULE: THE SYSTEMS SHALL OPERATE ON AN OCCUPIED/UNOCCUPIED SCHEDULE, INITIALLY PROGRAMMED AS OCCUPIED FROM 7AM-6PM MONDAY THROUGH FRIDAY, WITH UNOCCUPIED MODE AT ALL OTHER TIMES (INCLUDING WEEKEND AND HOLIDAYS). THE SCHEDULE SHALL BE COORDINATED AND FINALIZED WITH THE END USER DURING INITIAL PROGRAMMING AND COMMISSIONING, ALLOWING FOR ADJUSTMENTS BASED ON BUILDING USAGE PATTERNS.
3. STAND-ALONE CONTROLS: EACH SUBSYSTEM USES MANUFACTURER-PROVIDED CONTROLLERS. NO CENTRAL COORDINATION: INTERLOCKS ARE HARDWIRED WHERE NEEDED (E.G., FAN PROOFS).
4. SAFETY INTERLOCKS: ALL FANS AND HEATERS INCLUDE AIRFLOW SWITCHES, HIGH-LIMIT THERMOSTATS, AND AUTO-RESET THERMAL CUTOUTS TO PREVENT OPERATION UNDER UNSAFE CONDITIONS (E.G., NO AIRFLOW).
5. OUTSIDE AIR PROCESSING UNITS:
   a. OCCUPIED MODE:
      A. ON CALL FOR VENTILATION (E.G., BUILDING OCCUPANCY), THE MOTORIZED INTAKE DAMPER SHALL MODULATE OPEN.
      B. SUPPLY FAN STARTS AND RAMPS TO SETPOINT SPEED.
      C. DX COIL ACTIVATES FOR COOLING OR HEATING TO MAINTAIN DISCHARGE AIR TEMPERATURE (DAT) SETPOINT (E.G., 55°F COOLING, 70°F HEATING, ADJUSTABLE LOCALLY).
      D. IF OUTDOOR AIR TEMPERATURE (OAT) < LOW AMBIENT THRESHOLD (E.G., 35°F, FIELD-ADJUSTABLE), ELECTRIC DUCT HEATER ENERGIZES IN STAGES TO HEAT AIR. HEATER MODULATES VIA SCR CONTROLLER TO MAINTAIN MINIMUM ENTERING AIR TEMPERATURE (E.G., 40°F).
   b. UNOCCUPIED MODE:
      A. DAMPER CLOSES FULLY.
      B. SUPPLY FAN STOPS.
      C. DX COIL AND HEATER DE-ENERGIZE.
   c. SHUTDOWN/EMERGENCY:
      A. ON FAULT (E.G., LOW AIRFLOW, HIGH TEMP), FAN STOPS, DAMPER CLOSES, AND LOCAL ALARM ACTIVATES.
      B. MANUAL RESET FOR SAFETY TRIPS.
   d. ALARMS AND SETPOINTS
      A. ALARMS: LOW AIRFLOW, HIGH DISCHARGE TEMP, FILTER DIRTY (PRESSURE SWITCH).
      B. SETPOINTS: DAT 55-70°F, LOW AMBIENT THRESHOLD 35°F, HEATER MIN ENTERING AIR 40°F.
      H. LEAK DETECTORS: LEAK DETECTORS SHALL BE INSTALLED IN THE SECONDARY DRAIN PAN UNDER EACH OUTSIDE AIR PROCESSING UNIT TO MONITOR FOR CONDENSATE OVERFLOW OR LEAKS. UPON DETECTION, THE SYSTEM SHALL INITIATE SHUTDOWN OF THE AFFECTED UNIT, CLOSE THE DAMPER, STOP THE FAN, DE-ENERGIZE THE DX COIL AND HEATER AND ACTIVATE A LOCAL ALARM. MANUAL RESET REQUIRED AFTER ADDRESSING THE ISSUE.
5. VARIABLE REFRIGERANT FLOW (VRF) UNITS
   a. COOLING MODE (ZONE TEMP > SETPOINT + DEADBAND, E.G., 75°F SETPOINT, +2°F DEADBAND):
      A. INDOOR UNIT FAN STARTS (LOW/MEDIUM/HIGH/AUTO SPEED BASED ON DEMAND).
      B. ELECTRONIC EXPANSION VALVE (EEV) OPENS TO ALLOW REFRIGERANT FLOW.
      C. OUTDOOR UNIT COMPRESSOR MODULATES SPEED (INVERTER-DRIVEN) TO MATCH TOTAL SYSTEM DEMAND.
      D. INDOOR COIL COOLS AIR; CONDENSATE DRAINS VIA GRAVITY OR PUMP.
      E. FAN ADJUSTS FOR DEHUMIDIFICATION IF MODE SELECTED.
   b. HEATING MODE (ZONE TEMP < SETPOINT - DEADBAND, E.G., 70°F SETPOINT, -2°F DEADBAND):
      A. SIMILAR TO COOLING, BUT REVERSE CYCLE: OUTDOOR UNIT ACTS AS EVAPORATOR.
      B. ROTATIONAL DEFROST: IF COIL FROSTING DETECTED (E.G., LOW TEMP/PRESSURE), UNITS DEFROST SEQUENTIALLY (ONE MODULE AT A TIME) WHILE OTHERS CONTINUE HEATING. INDOOR FANS REDUCE SPEED DURING DEFROST.
   c. FAN-ONLY MODE: INDOOR FAN RUNS CONTINUOUSLY FOR AIR CIRCULATION; NO REFRIGERANT FLOW.
   d. OCCUPIED/UNOCCUPIED:
      A. OCCUPIED: FULL OPERATION PER ZONE DEMAND.
      B. UNOCCUPIED: SETBACK SETPOINTS (E.G., COOLING 78°F, HEATING 60°F) OR OFF; FAN CYCLES AS NEEDED.
   e. ALARMS AND SETPOINTS
      A. ALARMS: COMMUNICATION ERROR, LOW REFRIGERANT, HIGH PRESSURE, FILTER CLEAN.
      B. SETPOINTS: ZONE TEMP 68-76°F, DEADBAND ±2°F.

DOB APPROVAL STAMP

NYC Buildings
ACCEPTED
Date: 06/09/2026

SPONSOR AGENCY
NYC DEPARTMENT OF CITYWIDE ADMINISTRATIVE SERVICES
53-37 72nd STREET
MASPETH, NY 11378
TEL (212) 669-1357

SPONSOR INSTITUTION
MASPETH TOWN HALL
53-37 72nd STREET
MASPETH, NY 11378
TEL (718) 335-6049

ARCHITECT
ANTHONY JOHNSON ARCHITECT LLC
80 EIGHTH AVENUE
New York, NY 10011
TEL (646) 930-2135

MEP
COLLECTIF ENGINEERING PLLC
27 WEST 20TH STREET
New York, NY 10011
TEL (646) 610-0343

STRUCTURAL ENGINEER
INNOVATIVE STRUCTURAL AND SPECIALTY ENGINEERING PLLC
140 BROADWAY
New York, NY 10005
TEL (646) 974-1389

REVISIONS:

NUMBER	DESCRIPTION	DATE
1	DD SET	9/22/25
2	75% CD	11/17/25
3	100% CD	01/12/26

Department of Design and Construction

DIVISION OF PUBLIC BUILDINGS

CAPITAL PROJECT NUMBER:
PWQMAHVAC

PROJECT
MASPETH TOWN HALL HVAC UPGRADE

53-37 72 STREET
QUEENS, NY 11378

FOR THE:
DCAS

DOB NOW # Q01356605-I1

DRAWING TITLE:
MECHANICAL CELLAR CONTROLS PLAN

SEAL & SIGNATURE

STATE OF NEW YORK · BENJAMIN DOUGLAS EVANS · 099745 · LICENSED PROFESSIONAL ENGINEER

DATE:	9/22/25
PROJECT NO:	2430
DRAWN BY:	AG
CHECKED BY:	JS
DRAWING NUMBER:	M-800.00
CADO FILE No:	

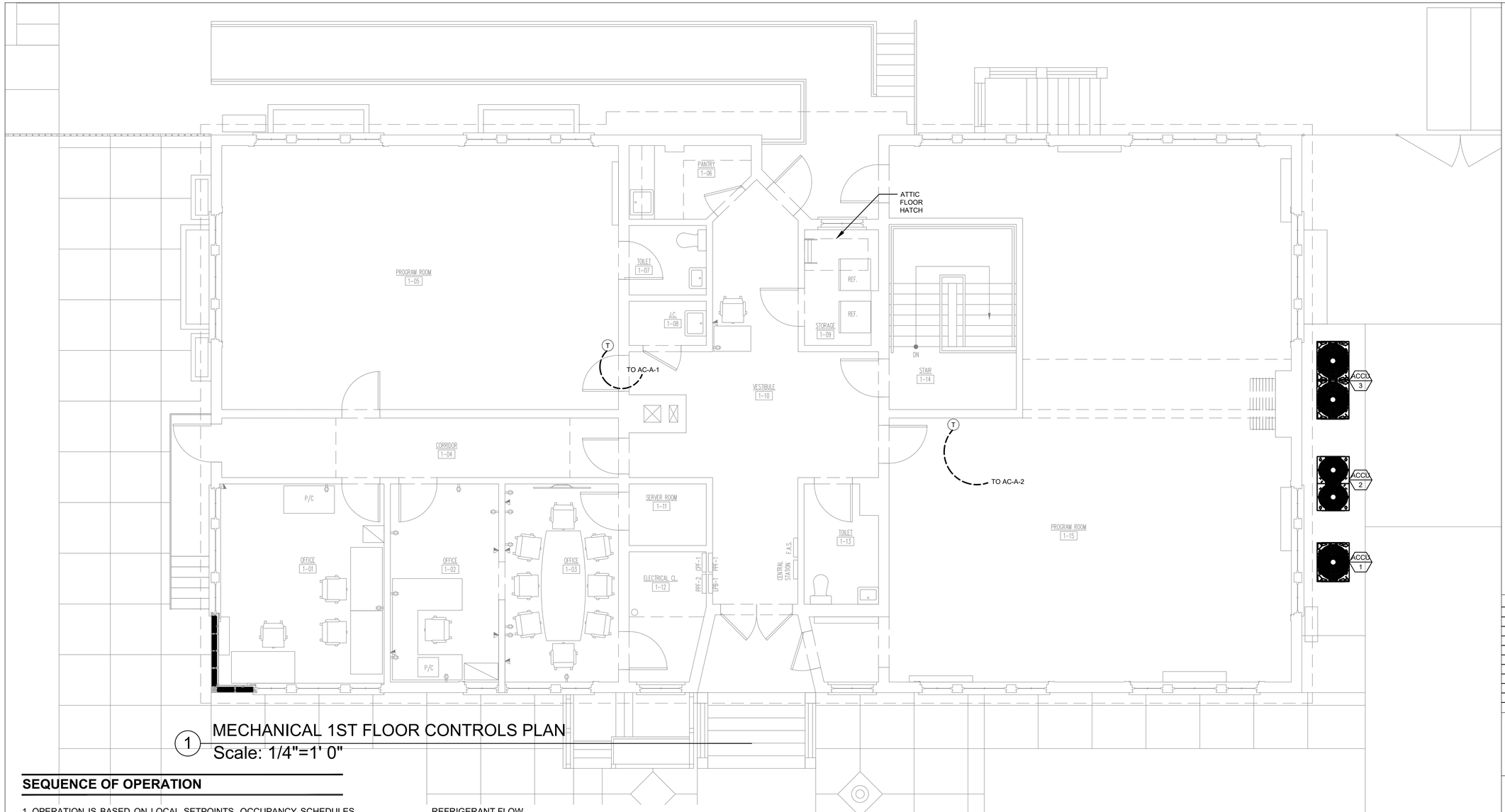

1 MECHANICAL 1ST FLOOR CONTROLS PLAN
Scale: 1/4"=1' 0"

SEQUENCE OF OPERATION

1. OPERATION IS BASED ON LOCAL SETPOINTS, OCCUPANCY SCHEDULES, AND SAFETY INTERLOCKS. MODES INCLUDE OCCUPIED (NORMAL RUNTIME), UNOCCUPIED (SETBACK OR OFF), AND EMERGENCY SHUTDOWN. ALARMS (E.G., VIA LOCAL INDICATORS) TRIGGER ON FAULTS.
2. OCCUPANCY SCHEDULE: THE SYSTEMS SHALL OPERATE ON AN OCCUPIED/UNOCCUPIED SCHEDULE, INITIALLY PROGRAMMED AS OCCUPIED FROM 7AM-6PM MONDAY THROUGH FRIDAY, WITH UNOCCUPIED MODE AT ALL OTHER TIMES (INCLUDING WEEKEND AND HOLIDAYS). THE SCHEDULE SHALL BE COORDINATED AND FINALIZED WITH THE END USER DURING INITIAL PROGRAMMING AND COMMISSIONING, ALLOWING FOR ADJUSTMENTS BASED ON BUILDING USAGE PATTERNS.
3. STAND-ALONE CONTROLS: EACH SUBSYSTEM USES MANUFACTURER-PROVIDED CONTROLLERS. NO CENTRAL COORDINATION: INTERLOCKS ARE HARDWIRED WHERE NEEDED (E.G., FAN PROOFS).
4. SAFETY INTERLOCKS: ALL FANS AND HEATERS INCLUDE AIRFLOW SWITCHES, HIGH-LIMIT THERMOSTATS, AND AUTO-RESET THERMAL CUTOUTS TO PREVENT OPERATION UNDER UNSAFE CONDITIONS (E.G., NO AIRFLOW).
5. VARIABLE REFRIGERANT FLOW (VRF) UNITS
   a. COOLING MODE (ZONE TEMP > SETPOINT + DEADBAND, E.G., 75°F SETPOINT, +2°F DEADBAND):
      A. INDOOR UNIT FAN STARTS (LOW/MEDIUM/HIGH/AUTO SPEED BASED ON DEMAND).
      B. ELECTRONIC EXPANSION VALVE (EEV) OPENS TO ALLOW REFRIGERANT FLOW.
      C. OUTDOOR UNIT COMPRESSOR MODULATES SPEED (INVERTER-DRIVEN) TO MATCH TOTAL SYSTEM DEMAND.
      D. INDOOR COIL COOLS AIR; CONDENSATE DRAINS VIA GRAVITY OR PUMP.
      E. FAN ADJUSTS FOR DEHUMIDIFICATION IF MODE SELECTED.
   b. HEATING MODE (ZONE TEMP < SETPOINT - DEADBAND, E.G., 70°F SETPOINT, -2°F DEADBAND):
      A. SIMILAR TO COOLING, BUT REVERSE CYCLE: OUTDOOR UNIT ACTS AS EVAPORATOR.
      B. ROTATIONAL DEFROST: IF COIL FROSTING DETECTED (E.G., LOW TEMP/PRESSURE), UNITS DEFROST SEQUENTIALLY (ONE MODULE AT A TIME) WHILE OTHERS CONTINUE HEATING. INDOOR FANS REDUCE SPEED DURING DEFROST.
   c. FAN-ONLY MODE: INDOOR FAN RUNS CONTINUOUSLY FOR AIR CIRCULATION; NO REFRIGERANT FLOW.
   d. OCCUPIED/UNOCCUPIED:
      A. OCCUPIED: FULL OPERATION PER ZONE DEMAND.
      B. UNOCCUPIED: SETBACK SETPOINTS (E.G., COOLING 78°F, HEATING 60°F) OR OFF; FAN CYCLES AS NEEDED.
   e. ALARMS AND SETPOINTS
      A. ALARMS: COMMUNICATION ERROR, LOW REFRIGERANT, HIGH PRESSURE, FILTER CLEAN.
      B. SETPOINTS: ZONE TEMP 68-76°F, DEADBAND ±2°F.

DOB APPROVAL STAMP

NYC Buildings
ACCEPTED
Date: 06/09/2026

SPONSOR AGENCY
NYC DEPARTMENT OF CITYWIDE ADMINISTRATIVE SERVICES
53-37 72nd STREET
MASPETH, NY 11378
TEL (212) 669-1357

SPONSOR INSTITUTION
MASPETH TOWN HALL
53-37 72nd STREET
MASPETH, NY 11378
TEL (718) 335-6049

ARCHITECT
ANTHONY JOHNSON ARCHITECT LLC
80 EIGHTH AVENUE
New York, NY 10011
TEL (646) 930-2135

MEP
COLLECTIF ENGINEERING PLLC
27 WEST 20TH STREET
New York, NY 10011
TEL (646) 610-0343

STRUCTURAL ENGINEER
INNOVATIVE STRUCTURAL AND SPECIALTY ENGINEERING PLLC
140 BROADWAY
New York, NY 10005
TEL (646) 974-1389

REVISIONS:

NUMBER	DESCRIPTION	DATE
1	DD SET	9/22/25
2	75% CD	11/17/25
3	100% CD	01/12/26

Department of Design and Construction

DIVISION OF PUBLIC BUILDINGS

CAPITAL PROJECT NUMBER:
PWQMAHVAC

PROJECT
MASPETH TOWN HALL HVAC UPGRADE

53-37 72 STREET
QUEENS, NY 11378

FOR THE:
DCAS

DOB NOW # Q01356605-I1

DRAWING TITLE:
MECHANICAL 1ST FLOOR CONTROLS PLAN

SEAL & SIGNATURE
STATE OF NEW YORK · JONATHAN DOUGLAS SCHUMACHER · 099745 · LICENSED PROFESSIONAL ENGINEER

DATE:	9/22/25
PROJECT NO:	2430
DRAWN BY:	AG
CHECKED BY:	JS
DRAWING NUMBER:	M-801.00
CADO FILE No:	

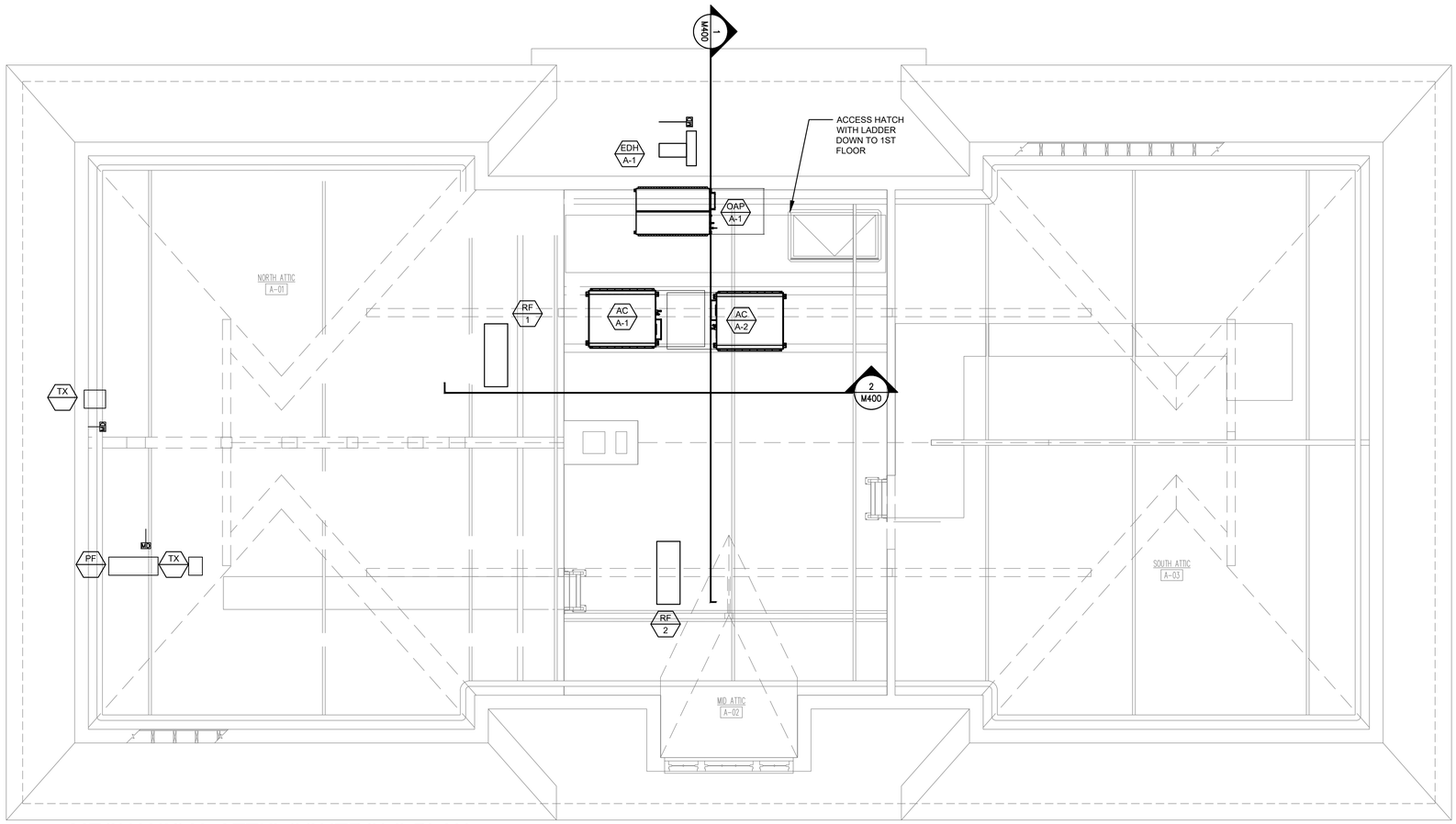

1 MECHANICAL ATTIC CONTROLS PLAN
Scale: 1/4"=1' 0"

SEQUENCE OF OPERATION

1. OPERATION IS BASED ON LOCAL SETPOINTS, OCCUPANCY SCHEDULES, AND SAFETY INTERLOCKS. MODES INCLUDE OCCUPIED (NORMAL RUNTIME), UNOCCUPIED (SETBACK OR OFF), AND EMERGENCY SHUTDOWN. ALARMS (E.G., VIA LOCAL INDICATORS) TRIGGER ON FAULTS.
2. OCCUPANCY SCHEDULE: THE SYSTEMS SHALL OPERATE ON AN OCCUPIED/UNOCCUPIED SCHEDULE, INITIALLY PROGRAMMED AS OCCUPIED FROM 7AM-6PM MONDAY THROUGH FRIDAY, WITH UNOCCUPIED MODE AT ALL OTHER TIMES (INCLUDING WEEKEND AND HOLIDAYS). THE SCHEDULE SHALL BE COORDINATED AND FINALIZED WITH THE END USER DURING INITIAL PROGRAMMING AND COMMISSIONING, ALLOWING FOR ADJUSTMENTS BASED ON BUILDING USAGE PATTERNS.
3. STAND-ALONE CONTROLS: EACH SUBSYSTEM USES MANUFACTURER-PROVIDED CONTROLLERS. NO CENTRAL COORDINATION: INTERLOCKS ARE HARDWIRED WHERE NEEDED (E.G., FAN PROOFS).
4. SAFETY INTERLOCKS: ALL FANS AND HEATERS INCLUDE AIRFLOW SWITCHES, HIGH-LIMIT THERMOSTATS, AND AUTO-RESET THERMAL CUTOUTS TO PREVENT OPERATION UNDER UNSAFE CONDITIONS (E.G., NO AIRFLOW).
5. OUTSIDE AIR PROCESSING UNITS:
   a. OCCUPIED MODE:
      A. ON CALL FOR VENTILATION (E.G., BUILDING OCCUPANCY), THE MOTORIZED INTAKE DAMPER SHALL MODULATE OPEN.
      B. SUPPLY FAN STARTS AND RAMPS TO SETPOINT SPEED.
      C. DX COIL ACTIVATES FOR COOLING OR HEATING TO MAINTAIN DISCHARGE AIR TEMPERATURE (DAT) SETPOINT (E.G., 55°F COOLING, 70°F HEATING, ADJUSTABLE LOCALLY).
      D. IF OUTDOOR AIR TEMPERATURE (OAT) < LOW AMBIENT THRESHOLD (E.G., 35°F, FIELD-ADJUSTABLE), ELECTRIC DUCT HEATER ENERGIZES IN STAGES TO HEAT AIR. HEATER MODULATES VIA SCR CONTROLLER TO MAINTAIN MINIMUM ENTERING AIR TEMPERATURE (E.G., 40°F).
   b. UNOCCUPIED MODE:
      A. DAMPER CLOSES FULLY.
      B. SUPPLY FAN STOPS.
      C. DX COIL AND HEATER DE-ENERGIZE.
   c. SHUTDOWN/EMERGENCY:
      A. ON FAULT (E.G., LOW AIRFLOW, HIGH TEMP), FAN STOPS, DAMPER CLOSES, AND LOCAL ALARM ACTIVATES.
      B. MANUAL RESET FOR SAFETY TRIPS.
   d. ALARMS AND SETPOINTS
      A. ALARMS: LOW AIRFLOW, HIGH DISCHARGE TEMP, FILTER DIRTY (PRESSURE SWITCH).
      B. SETPOINTS: DAT 55-70°F, LOW AMBIENT THRESHOLD 35°F, HEATER MIN ENTERING AIR 40°F.
      H. LEAK DETECTORS: LEAK DETECTORS SHALL BE INSTALLED IN THE SECONDARY DRAIN PAN UNDER EACH OUTSIDE AIR PROCESSING UNIT TO MONITOR FOR CONDENSATE OVERFLOW OR LEAKS. UPON DETECTION, THE SYSTEM SHALL INITIATE SHUTDOWN OF THE AFFECTED UNIT, CLOSE THE DAMPER, STOP THE FAN, DE-ENERGIZE THE DX COIL AND HEATER AND ACTIVATE A LOCAL ALARM. MANUAL RESET REQUIRED AFTER ADDRESSING THE ISSUE.
5. VARIABLE REFRIGERANT FLOW (VRF) UNITS
   a. COOLING MODE (ZONE TEMP > SETPOINT + DEADBAND, E.G., 75°F SETPOINT, +2°F DEADBAND):
      A. INDOOR UNIT FAN STARTS (LOW/MEDIUM/HIGH/AUTO SPEED BASED ON DEMAND).
      B. ELECTRONIC EXPANSION VALVE (EEV) OPENS TO ALLOW REFRIGERANT FLOW.
      C. OUTDOOR UNIT COMPRESSOR MODULATES SPEED (INVERTER-DRIVEN) TO MATCH TOTAL SYSTEM DEMAND.
      D. INDOOR COIL COOLS AIR; CONDENSATE DRAINS VIA GRAVITY OR PUMP.
      E. FAN ADJUSTS FOR DEHUMIDIFICATION IF MODE SELECTED.
   b. HEATING MODE (ZONE TEMP < SETPOINT - DEADBAND, E.G., 70°F SETPOINT, -2°F DEADBAND):
      A. SIMILAR TO COOLING, BUT REVERSE CYCLE: OUTDOOR UNIT ACTS AS EVAPORATOR.
      B. ROTATIONAL DEFROST: IF COIL FROSTING DETECTED (E.G., LOW TEMP/PRESSURE), UNITS DEFROST SEQUENTIALLY (ONE MODULE AT A TIME) WHILE OTHERS CONTINUE HEATING. INDOOR FANS REDUCE SPEED DURING DEFROST.
   c. FAN-ONLY MODE: INDOOR FAN RUNS CONTINUOUSLY FOR AIR CIRCULATION; NO REFRIGERANT FLOW.
   d. OCCUPIED/UNOCCUPIED:
      A. OCCUPIED: FULL OPERATION PER ZONE DEMAND.
      B. UNOCCUPIED: SETBACK SETPOINTS (E.G., COOLING 78°F, HEATING 60°F) OR OFF; FAN CYCLES AS NEEDED.
   e. ALARMS AND SETPOINTS
      A. ALARMS: COMMUNICATION ERROR, LOW REFRIGERANT, HIGH PRESSURE, FILTER CLEAN.
      B. SETPOINTS: ZONE TEMP 68-76°F, DEADBAND ±2°F.
      H. LEAK DETECTORS: LEAK DETECTORS SHALL BE INSTALLED IN THE SECONDARY DRAIN PAN UNDER EACH HORIZONTAL VRF UNIT TO MONITOR FOR CONDENSATE OVERFLOW OR LEAKS. UPON DETECTION, THE SYSTEM SHALL INITIATE SHUTDOWN OF THE AFFECTED UNIT, STOP THE FAN, DE-ENERGIZE THE DX COIL AND HEATER AND ACTIVATE A LOCAL ALARM. MANUAL RESET REQUIRED AFTER ADDRESSING THE ISSUE.
6. INLINE RETURN FANS
   a. NORMAL OPERATION:
      A. RETURN FANS START SIMULTANEOUSLY WITH THE ASSOCIATED VRF INDOOR UNIT FAN (HARDWIRED INTERLOCK OR RELAY)
      B. FANS RUN AT CONSTANT SPEED TO MAINTAIN RETURN DUCT STATIC PRESSURE SETPOINT (E.G., -0.1" W.C., FIELD-ADJUSTABLE VIA LOCAL PRESSURE SWITCH).
      C. OPERATES IN COOLING, HEATING, OR FAN MODES AS LONG AS VRF INDOOR FAN IS ACTIVE.
   b. UNOCCUPIED MODE:
      A. FAN STOPS WHEN VRF INDOOR UNIT IS OFF.
   c. SAFETY INTERLOCKS:
      A. PROOF-OF-FLOW: FAN MUST PROVE OPERATION BEFORE VRF UNIT ENABLES.
      B. HIGH STATIC PRESSURE SHUTDOWN IF >LIMIT (E.G., +0.5" W.C.).
   d. SHUTDOWN/EMERGENCY:
      A. STOPS ON VRF FAULT OR MANUAL SWITCH.
   e. ALARMS AND SETPOINTS:
      A. ALARMS: FAN FAILURE, HIGH PRESSURE.
      B. SETPOINTS: RETURN PRESSURE -0.1 TO -0.5"W.C.
7. EXISTING TOILET EXHAUST FANS
   a. TOILET EXHAUST FANS SHALL RUN CONTINUOUSLY.
8. EXISTING ATTIC RELIEF FAN
   a. ATTIC RELIEF FAN SHALL OPERATE BASED ON TIME CLOCK.

DOB APPROVAL STAMP

NYC Buildings
ACCEPTED
Date: 06/09/2026

SPONSOR AGENCY
NYC DEPARTMENT OF CITYWIDE ADMINISTRATIVE SERVICES
53-37 72nd STREET
MASPETH, NY 11378
TEL (212) 669-1357

SPONSOR INSTITUTION
MASPETH TOWN HALL
53-37 72nd STREET
MASPETH, NY 11378
TEL (718) 335-6049

ARCHITECT
ANTHONY JOHNSON ARCHITECT LLC
80 EIGHTH AVENUE
New York, NY 10011
TEL (646) 930-2135

MEP
COLLECTIF ENGINEERING PLLC
27 WEST 20TH STREET
New York, NY 10011
TEL (646) 610-0343

STRUCTURAL ENGINEER
INNOVATIVE STRUCTURAL AND SPECIALTY ENGINEERING PLLC
140 BROADWAY
New York, NY 10005
TEL (646) 974-1389

REVISIONS:

NUMBER	DESCRIPTION	DATE
1	DD SET	9/22/25
2	75% CD	11/17/25
3	100% CD	01/12/26

NYC DDC Department of Design and Construction

DIVISION OF PUBLIC BUILDINGS

CAPITAL PROJECT NUMBER:
PWQMAHVAC

PROJECT
MASPETH TOWN HALL HVAC UPGRADE

53-37 72 STREET
QUEENS, NY 11378

FOR THE:
DCAS

DOB NOW # Q01356605-I1

DRAWING TITLE:
MECHANICAL ATTIC CONTROLS PLAN

SEAL & SIGNATURE
JONATHAN DOUGLAS SMITH LICENSED PROFESSIONAL ENGINEER 099745 STATE OF NEW YORK

DATE:	9/22/25
PROJECT NO:	2430
DRAWN BY:	AG
CHECKED BY:	JS

DRAWING NUMBER:
M-802.00

CADO FILE No: 17 OF 17