NYC DCAS
Citywide Administrative Services

Yume Kitasei
Commissioner

Roman Gofman
Deputy Commissioner
Citywide Procurement

DATE: June 12, 2026

TO: ALL PROSPECTIVE BIDDERS

RE: ADDENDUM # 2

E-PIN: 85624B0007-CSB 360 Adams ADA Improvements Construction

---

The Department of Citywide Administrative Services ("DCAS") is issuing the following as Addendum #2 to the above-referenced agreement:

This Addendum includes the following information:

Section 1: Additional Documents

Section 1: Additional Documents

The following documents have been added to the solicitation documents:

1. Drawings for CSB 360 Adams 85624B0007 have been added to the solicitation documents and attached hereto as Exhibit 1.

2. Asbestos Abatement Drawings H101- H159 85624B0007 has been added to the solicitation documents and attached hereto as Exhibit 2.

3. ACM LBP Survey Report 85624B0007 has been added to the solicitation documents and attached hereto as Exhibit 3.

Exhibit 1

Drawings for CSB 360 Adams 85624B0007



KINGS COUNTY SUPREME COURT BUILDING ACCESSIBILITY RENOVATIONS

360 Adams Street, Brooklyn, NY 11201

DRAWING LIST

No.	CURRENT DWG #	DWG TITLE
	COVER	
1	T001.00	COVER SHEET, DRAWING LIST
2	T002.00	SUMMARY OF WORK, NOTES, ABBREVIATIONS, SYMBOLS AND BUILDING LEGEND
3	T003.00	FLOOD INSURANCE RATE MAP (FIRM)
4	T004.00	ACCESSIBILITY NOTES - 1
5	T005.00	ACCESSIBILITY NOTES - 2
6	T006.00	ACCESSIBILITY NOTES - 3
	HAZMAT	
H1~H59	H101~H159	ASBESTOS REMOVAL PLANS (59 SHEETS)
	DEMO	
7	DM001	SELECTIVE REMOVAL KEY PLANS - 1
8	DM002	SELECTIVE REMOVAL KEY PLANS - 2
9	DM003	SELECTIVE REMOVAL KEY PLANS - 3
10	DM101	CELLAR & 1ST FL SELECTIVE REMOVAL PLANS
11	DM102	1ST FL SELECTIVE REMOVAL PLANS
12	DM103	2ND FL SELECTIVE REMOVAL PLANS - 1
13	DM104	2ND FL SELECTIVE REMOVAL PLANS - 2
14	DM105	3RD FL SELECTIVE REMOVAL PLANS - 1
15	DM106	3RD FL SELECTIVE REMOVAL PLANS - 2
16	DM107	4TH FL SELECTIVE REMOVAL PLANS - 1
17	DM108	4TH FL SELECTIVE REMOVAL PLANS - 2
18	DM109	5TH FL SELECTIVE REMOVAL PLANS - 1
19	DM110	5TH FL SELECTIVE REMOVAL PLANS - 2
20	DM111	6TH & 7TH FL SELECTIVE REMOVAL PLANS
21	DM112	7TH FL SELECTIVE REMOVAL PLANS
22	DM113	8TH FL SELECTIVE REMOVAL PLANS
23	DM114	9TH FL SELECTIVE REMOVAL PLANS - 1
24	DM115	9TH FL SELECTIVE REMOVAL PLANS - 2
25	DM116	10TH & 11TH FL SELECTIVE REMOVAL PLANS
26	DM117	2, 3, 4, 6, 7, 8TH FL DEMO RCP (BELOW NEW WORK)
27	DM118	1, 5, 7, 9TH FL DEMO RCP (BELOW NEW WORK)
	ARCHITECTURE	
28	A100	CELLAR PLAN
29	A101	1ST FL PLAN
30	A102	2ND FL PLAN
31	A103	3RD FL PLAN
32	A104	4TH FL PLAN
33	A105	5TH & 6TH FL PLANS
34	A106	7TH & 8TH FL PLANS
35	A107	9TH & 10TH FL PLANS
36	A108	11th FL PLAN
37	A401	CELLAR & 1ST FL ENLARGED PLANS
38	A402	1ST FL ENLARGED PLANS
39	A403	2ND FL ENLARGED PLANS - 1
40	A404	2ND FL ENLARGED PLANS - 2
41	A405	3RD FL ENLARGED PLANS - 1
42	A406	3RD FL ENLARGED PLANS - 2
43	A407	4TH FL ENLARGED PLANS - 1
44	A408	4TH FL ENLARGED PLANS - 2
45	A409	5TH FL ENLARGED PLANS - 1
46	A410	5TH FL ENLARGED PLANS - 2
47	A411	6TH & 7TH ENLARGED PLANS
48	A412	7TH ENLARGED PLANS
49	A413	8TH ENLARGED PLANS
50	A414	9TH FL ENLARGED PLANS - 1
51	A415	9TH FL ENLARGED PLANS - 2
52	A416	10TH FL ENLARGED PLANS
53	A500	ADA LIFT PLANS, SECTIONS & DETAILS
54	A501	ADA LIFT PLANS, SECTIONS & DETAILS
55	A502	COUNTER DETAILS - 1
56	A503	COUNTER DETAILS - 2
57	A601	JURY ROOM TOILET TYPES
58	A602	JURY ROOM TOILET TYPES &1ST FL TOILET ELEVATIONS
59	A603	2ND FL TOILET ELEVATIONS -1
60	A604	2ND FL TOILET ELEVATIONS -2
61	A605	3RD FL TOILET ELEVATIONS
62	A606	4TH FL TOILET ELEVATIONS
63	A607	5TH FL TOILET ELEVATIONS
64	A608	6TH FL TOILET ELEVATIONS
65	A609	7TH FL TOILET ELEVATIONS
66	A610	8TH FL TOILET ELEVATIONS
67	A611	9TH FL TOILET ELEVATIONS
68	A612	10TH FL TOILET ELEVATIONS
69	A613	11TH FL TOILET ELEVATIONS
70	A701	DOOR SCHEDULE - 1
71	A702	DOOR SCHEDULE - 2
72	A703	PARTITION TYPES AND SCHEDULES
73	A704	BENCH SCHEDULE & DETAILS
74	A705	FINISH SCHEDULES
75	A801	1ST, 2ND, 3RD FLRS REFLECTED CEILING PLANS
76	A802	2ND, 3RD, 4TH FLRS REFLECTED CEILING PLANS
77	A803	5TH, 6TH, 8TH FL REFLECTED CEILING PLANS
78	A804	7TH - 11TH FL REFLECTED CEILING PLANS
79	A805	2, 3, 4, 6, 7, 8TH FL RCP (SPACES BELOW NEW WORK)
80	A806	1, 5, 7, 9TH FL RCP (SPACES BELOW NEW WORK)

No.	CURRENT DWG #	DWG TITLE
	STRUCTURE	
81	S001	GENERAL NOTES AND ABBREVIATIONS
82	S101	PART THIRD & FOURTH FLOOR FRAM PLANS
83	S201	SECTIONS AND TYPICAL DETAILS
	MECHANICAL	
84	M001	SYMBOLS ,GENERAL NOTES AND ABBREVIATIONS
85	M002	MECHANICAL SCHEDULES
86	M101	MECHANICAL 1ST FLOOR KEY PLAN
87	M102	MECHANICAL 2ND FLOOR KEY PLAN
88	M103	MECHANICAL 3RD FLOOR KEY PLAN
89	M104	MECHANICAL 4TH FLOOR KEY PLAN
90	M105	MECHANICAL 5TH AND 6TH FLOOR KEY PLAN
91	M106	MECHANICAL 7TH & 8TH FLOOR KEY PLAN
92	M107	MECHANICAL 9TH FLOOR KEY PLAN
93	M108	MECHANICAL 10TH FLOOR KEY PLAN
94	M201	MECHANICAL 1ST AND 2ND FLOOR PARTIAL PLANS
95	M202	MECHANICAL 3RD FLOOR PARTIAL PLANS - SHEET 1
96	M203	MECHANICAL 3RD FLOOR PARTIAL PLANS - SHEET 2
97	M204	MECHANICAL 4TH FLOOR PARTIAL PLANS
98	M205	MECHANICAL 5TH FLOOR PARTIAL PLANS - SHEET 1
99	M206	MECHANICAL 5TH & 6TH FLOOR PARTIAL PLANS
100	M207	MECHANICAL 7TH FLOOR PARTIAL PLANS
101	M208	MECHANICAL 8TH FLOOR PARTIAL PLANS
102	M209	MECHANICAL 9TH FLOOR PARTIAL PLANS
103	M210	MECHANICAL 10TH FLOOR PARTIAL PLANS
104	M211	MECHANICAL 2ND FLOOR PARTIAL PLANS
105	M212	MECHANICAL 3RD, 4TH FLOOR PARTIAL PLANS
106	M213	MECHANICAL 6TH, 7TH, 8TH FLOOR PARTIAL PLANS
107	M214	MECHANICAL 1ST, 5TH, 7TH, 9TH FLOOR PARTIAL PLANS
108	M401	MECHANICAL AIR FLOW RISER DIAGRAM NORTH
109	M402	MECHANICAL AIR FLOW RISER DIAGRAM SOUTH
110	M701	MECHANICAL DETAILS SHEET 1
111	M702	MECHANICAL DETAILS SHEET 2
	ELECTRICAL	
111	E001	ELECTRICAL SYMBOLS, ABBREV. AND NOTES
112	E101	ELECTRICAL 1ST FLOOR KEY PLAN
113	E102	ELECTRICAL 2ND FLOOR KEY PLAN
114	E103	ELECTRICAL 3RD FLOOR KEY PLAN
115	E104	ELECTRICAL 4TH FLOOR KEY PLAN
116	E105	ELECTRICAL 5TH AND 6TH FLOOR KEY PLAN
117	E106	ELECTRICAL 7TH & 8TH FLOOR KEY PLAN
118	E107	ELECTRICAL 9TH & 10TH FLOOR KEY PLAN
119	E108	ELECTRICAL 11TH FLOOR KEY PLAN
120	E201	ELECTRICAL 1ST & 2ND FL. PARTIAL PLANS-SHEET 1
121	E202	ELECTRICAL 3RD FLOOR PARTIAL PLANS - SHEET 1
122	E203	ELECTRICAL 3RD FLOOR PARTIAL PLANS - SHEET 2
123	E204	ELECTRICAL 4TH FLOOR PARTIAL PLANS - SHEET 1
124	E205	ELECTRICAL 5TH FLOOR PARTIAL PLANS - SHEET 1
125	E206	ELECTRICAL 5TH FLOOR PARTIAL PLANS - SHEET 2
126	E207	ELECTRICAL 6TH FLOOR PARTIAL PLANS
127	E208	ELECTRICAL 7TH FLOOR PARTIAL PLANS
128	E209	ELECTRICAL 8TH FLOOR PARTIAL PLANS
129	E210	ELECTRICAL 8TH FLOOR PARTIAL PLANS
130	E211	ELECTRICAL 10TH FLOOR PARTIAL PLANS
131	E212	ELECTRICAL 11TH FLOOR PARTIAL PLANS
132	E213	ELECTRICAL 2ND, 3RD, 4TH FLOOR PARTIAL PLANS
135	E214	ELECTRICAL 3RD, 4TH AND 5TH FLOOR PARTIAL PLANS
136	E215	ELECTRICAL 2ND FLOOR PARTIAL PLANS
137	E216	ELECTRICAL 3RD AND 4TH FLOOR PARTIAL PLANS
138	E217	ELECTRICAL 6TH, 7TH, 8TH FLOOR PARTIAL PLANS
139	E218	ELECTRICAL 1ST, 5TH, 7TH & 9TH FL PARTIAL PLANS
140	E219	ELECTRICAL 9TH FLOOR PARTIAL PLANS
	PLUMBING	
141	P001	PLUMBING SYMBOLS, ABBREV. AND NOTES
142	P002	PLUMBING DETAILS
143	P101	PLUMBING 1ST FLOOR KEY PLAN
144	P102	PLUMBING 2ND FLOOR KEY PLAN
145	P103	PLUMBING 3RD FLOOR KEY PLAN
146	P104	PLUMBING 4TH FLOOR KEY PLAN
147	P105	PLUMBING 5TH AND 6TH FLOOR KEY PLAN
148	P106	PLUMBING 7TH & 8TH FLOOR KEY PLAN
149	P107	PLUMBING 9TH & 10TH FLOOR KEY PLAN
150	P108	PLUMBING 11TH FLOOR KEY PLAN
151	P201	PLUMBING 2ND FLOOR PARTIAL PLANS
152	P202	PLUMBING 3RD FLOOR PARTIAL PLANS - SHEET 1
153	P203	PLUMBING 3RD FLOOR PARTIAL PLANS - SHEET 2
154	P204	PLUMBING 4TH FLOOR PARTIAL PLANS
155	P205	PLUMBING 5TH FLOOR PARTIAL PLANS - SHEET 1
156	P206	PLUMBING 5TH FLOOR PARTIAL PLANS - SHEET 2
157	P207	PLUMBING 6TH FLOOR PARTIAL PLANS
158	P208	PLUMBING 7TH FLOOR PARTIAL PLANS
159	P209	PLUMBING 8TH FLOOR PARTIAL PLANS
160	P210	PLUMBING 9TH FLOOR PARTIAL PLANS
161	P211	PLUMBING 10TH FLOOR PARTIAL PLANS
162	P212	PLUMBING 11TH FLOOR PARTIAL PLANS
163	P400	PLUMBING SANITARY RISER 3RD TO 6TH FLR STACKS 1 TO 6
164	P401	PLUMBING SANITARY RISER 7TH TO 11TH FL. STACKS 3 TO 6
165	P402	PLUMBING SANITARY RISER 3RD TO 6TH FL. STACKS 7, 8, 10,11,12
166	P403	PLUMBING SANITARY RISER 7TH TO 11TH FL. STACKS 7 TO 10
167	P404	PLUMBING DOMESTIC WATER RISER 3RD TO 6TH STACKS 1 TO 6
168	P405	PLUMBING DOMESTIC WATER RISER 7TH TO 11TH STACKS 3 TO 6
169	P406	PLUMBING DOMESTIC WATER 3RD TO 6TH STACKS 7, 8, 10, 11,12
170	P407	PLUMBING DOMESTIC WATER RISER 7TH TO 11TH STACKS 7 TO 10
171	P408	PLUMBING 1ST & 2ND FL RISERS
172	P409	PLUMBING 2ND FL RESTROOM 240 & 240C RISERS
	FIRE PROTECTION	
173	SP001	SPRINKLER SYMBOLS,ABBREV. AND NOTES
174	SP101	SPRINKLER 1ST FLOOR KEY PLAN
175	SP102	SPRINKLER 2ND FLOOR KEY PLAN
176	SP103	SPRINKLER 3RD FLOOR KEY PLAN
177	SP104	SPRINKLER 4TH FLOOR KEY PLAN
178	SP105	SPRINKLER 5TH AND 6TH FLOOR KEY PLAN
179	SP106	SPRINKLER 7TH AND 8TH FLOOR KEY PLAN
180	SP107	SPRINKLER 9TH AND 10TH FLOOR KEY PLAN
181	SP108	SPRINKLER 11TH FLOOR KEY PLAN
182	SP201	SPRINKLER 1ST AND 2ND FLOOR PARTIAL PLANS
183	SP202	SPRINKLER 3RD & 4TH FLOOR PARTIAL PLANS
184	SP203	SPRINKLER 5TH & 6TH FLOOR PARTIAL PLANS
185	SP204	SPRINKLER 7TH & 8TH FLOOR PARTIAL PLANS
186	SP210	SPRINKLER 9TH, 10TH, & 11TH FLOOR PARTIAL PLANS

KINGS COUNTY SUPREME COURT BUILDING ACCESSIBILITY RENOVATIONS

360 Adams Street
Brooklyn NY 11201

Conditions

ALL IDEAS, DESIGNS, ARRANGEMENTS AND PLANS INDICATED OR REPRESENTED BY THIS DRAWING ARE OWNED BY, AND THE PROPERTY OF RONNETTE RILEY ARCHITECT AND WERE CREATED, EVOLVED AND DEVELOPED FOR THE USE ON, AND IN CONNECTION WITH THE SPECIFIED PROJECT.
NONE OF SUCH IDEAS, DESIGNS, ARRANGEMENTS OR PLANS SHALL BE USED BY OR DISCLOSED TO ANY PERSON, FIRM OR CORPORATION FOR ANY PURPOSE WHATSOEVER WITHOUT THE WRITTEN PERMISSION OF RONNETTE RILEY ARCHITECT.

© Copyright Ronnette Riley *Architect* 2021

Ronnette Riley *Architect*

494 Eighth Avenue, 15th Floor
New York, NY 10001
T 212 594 4015
F 212 594 2868
www.ronnetteriley.com

MEP Engineer:

Loring Consulting Engineers, Inc.
360 West 31st Street, 14th Floor
New York, NY 10001-2727
T 212-563 7400
www.loringengineers.com
New York City .Washington, DC . Princeton . Durham . Toronto

Structural Engineer:

Silman
32 Old Slip, 10th Floor
New York, NY 10005
T 212-620 7970
www.Silman.com

Rev	Date	Issue
	11 JUN 2021	Issue for SD Review
	22 OCT 2021	DD Review
	23 NOV 2021	DD Submission
	4 MAR 2022	Issue for Final DD
	6 DEC 2022	CD Review
	23 MAR 2023	CD FINAL

Title

COVER PAGE

Date	06-11-2021
Project No.	4107
Drawing By	CQ
CHK By	BL
Scale	

T001 .00 (DOB Rev)

of

DOB SCAN

F:\2021 Jobs\4107 DCAS 360 Adams SD-CA\05 Drawings\RRA Set\4107 Cover Aug 09 2023 - 1:14pm cq

ABBREVIATIONS

A.F.F.	Above Finish Floor
AP	Access Panel
ACCOM	Accomodate
ACCS	Accessories
ACT	Acoustical Ceiling Tile
ADD'L	Additional
ADJ	Adjacent, Adjustable
ALUM	Aluminum
&	And
ANOD	Anodized
ARCH, ARCHT	Architectural, Architect
@	At
B	Base, Beam
BTWN	Between
BLK, BLK'G	Block, Blocking
BD	Board
BOTT, B.O.	Bottom Of
BLDG	Building
CABT, CABTS	Cabinet, Cabinetry, Cabinets
C.H.	Ceiling Height
CLG	Ceiling
CMU	Concrete Masonry Unit
CTR	Center
℄	Center Line
CLR	Clear
COL	Column
COORD	Coordinate
CONC	Concrete
COND	Condition
CONSTR	Construction
CONT	Continuous
CORR	Corridor
DTL	Detail
DIA	Diameter
DIFF	Diffuser, Different
DIM	Dimension
DR, DRS	Door, Doors
DBL	Double
DN	Down
DWG, DWGS	Drawing, Drawings
EA	Each
EL	Elevation
ELEV	Elevator
ELEC	Electric, Electrical
EQ	Equal
EXG	Existing
EXT	Exterior
F.O.	Face Of
FSTN	Fasten
FIN	Finish, Finishes
FIXT	Fixture
FL	Floor
FL'G	Flooring
FPSC	Fire Proof Self-Closing (Door)
FRMG	Framing
FT	Foot or Feet
FURR	Furring
GC	General Contractor
GL	Glass, Glazing, Glazed
GFI	Ground Fault Interruptor
GWB	Gypsum Wall Board
HWR	Hardware
HWD	Hard Wood
HT	Height
HM	Hollow Metal
INCL	Including
INT	Interior
JT	Joint
LAMD	Laminated
LT, LTS	Light, Lights
LWT	Lightweight
LIN	Linear, Linen
LP	Low Point
MFR	Manufacturer
MAT	Material
MAX	Maximum
MECH	Mechanical
MTL	Metal
MIN	Minimum
MIR	Mirror
MTD	Mounted
NOM	Nominal
N.I.C.	Not In Contract
N.T.S.	Not To Scale
O.C.	On Center
OP'G	Opening
OPP	Opposite
OTB	Open To Below
PT, PTD	Paint, Painted
PNL	Panel
PTL	Partial
PARTN, PTN, PTN'S	Partition, Partitions
PLAS	Plaster
P.LAM, PL	Plastic Laminate
℗	Plate
PLEXI	Plexiglas
PLUMB.PL	Plumbing
PLY	Plywood, Ply
QTY	Quantity
R	Relocated
RAD	Radius
RCP	Reflected Ceiling Plan
REQ'D	Required
RM	Room
SCHED	Schedule
SECT	Section
SH	Shelf
SIM	Similar
S.C.	Solid Core
SP	Solid Surfacing
SPEC	Specification
S.S.	Stainless Steel
ST	Stain
STL	Steel
STN	Stain
STOR	Storage
STRUCT	Structural
SUSP	Suspended
T	Tile
TERR	Terrazzo
THK	Thick
T.B.D.	To Be Determined
T&B	Top And Bottom
T.O.	Top Of
TYP	Typical
U.O.N.	Unless Otherwise Noted
U/S	Underside
VCT	Vinyl Composition Tile
VERT	Vertical
VEN	Veneer
V.I.F.	Verify In Field
W/	With
W.C.	Water Closet
WP	Waterproofing
WT	Weight
WD	Wood

SPECIAL INSPECTIONS

SPECIAL INSPECTIONS REQUIRED UNDER THIS APPLICATION IN ACCORDANCE WITH CHAPTER 17 AND THE APPLICABLE SECTIONS OF THE NYC CONSTRUCTION CODE ARE LISTED IN THE FOLLOWING TABLES. SPECIAL INSPECTIONS FOR PORTIONS OF THE WORK THAT ARE FILED UNDER SEPARATE APPLICATION ARE NOT LISTED HERE AND ARE TO BE LISTED ON THOSE APPLICATIONS BY THE CONTRACTOR'S APPLICANT OF RECORD.

THE CONTRACTOR MUST NOTIFY THE RELEVANT SPECIAL INSPECTOR OR SPECIAL INSPECTION AGENCY IN WRITING FOR SPECIAL INSPECTIONS AT LEAST 72 HOURS BEFORE THE SPECIFIC WORK COMMENCES.

THE "OWNER" SHALL BE RESPONSIBLE FOR THE FOLLOWING SPECIAL INSPECTIONS:

STRUCTURAL STEEL - WELDING	BC 1704.3.1
STRUCTURAL STEEL - DETAILS	BC 1704.3.2
STRUCTURAL STEEL - HIGH STRENGTH BOLTS	BC 1704.3.3
CONCRETE- CAST-IN PLACE	BC 1704.4
SPRAYED FIRE-RESISTANT MATERIALS	BC 1704.11
MECHANICAL SYSTEMS	BC 1704.16
FIRE-RESISTANT PENETRATIONS AND JOINTS	BC 1704.27
POST INSTALLED ANCHORS - (BB# 2014-018, 2014-019)	BC 1704.32

THE "CONTRACTOR" SHALL BE RESPONSIBLE FOR THE FOLLOWING BUILDING DEPARTMENT FORM

CONCRETE DESIGN MIX - TR3	BC 1905.3, BC 1913.5

PROGRESS INSPECTIONS

PROGRESS INSPECTIONS REQUIRED IN ACCORDANCE WITH CHAPTER 1 OF THE 2022 NYC BUILDING CODE AND THE APPLICABLE SECTIONS OF THE NYC CONSTRUCTION CODE ARE LISTED IN THE FOLLOWING TABLES:

THE CONTRACTOR MUST NOTIFY THE ARCHITECT OR ENGINEER FOR PROGRESS INSPECTIONS AT LEAST 72 HOURS BEFORE THE SPECIFIC WORK COMMENCES OR REQUIRES INSPECTION. SPECIFIC INSPECTION REQUIREMENTS FOR ENERGY CODE COMPLIANCE ARE INDICATED ON THE 'EN' SERIES DRAWINGS.

THE "OWNER" SHALL BE RESPONSIBLE FOR THE FOLLOWING PROGRESS INSPECTIONS:

FIRE-RESISTANCE-RATED CONSTRUCTION	BC 110.3.4
ENERGY CODE COMPLIANCE INSPECTIONS	BC 110.3.5
FINAL	28-116.2.4.2, BC 110.5, DIRECTIVE 14 OF 1975 & 1 RCNY 5101-10

BUILDING LEGEND

- DENOTES EXG TO REMAIN
- DENOTES EXTENT OF DEMOLITION
- DENOTES NEW WALL CONSTRUCTION
- DENOTES NEW PARTIAL HEIGHT WALL CONSTRUCTION
- HIDDEN
- OVERHEAD
- FURNITURE
- NEW CASEWORK

DRAWING SYMBOLS

- Drawing No. / NAME / X/XX"=1'-0" — DRAWING TITLE
- COLUMN LINES
- Drawing No. / Sheet No. — SECTION KEY
- Drawing No. / Sheet No. — INTERIOR ELEVATION
- RM.NAME / #### — ROOM NAME AND NUMBER
- # SF — AREA OF SPACE
- Drawing No. / Sheet No. — DETAIL KEY
- DOOR NUMBER
- WINDOW NUMBER
- PARTITION TYPE
- ACCESSORY NUMBER
- REVISION NUMBER
- FIRE EXTINGUISHER
- DIMENSION
- DATUM, CONTROL ELEVATION
- MAIN ENTRY
- ALTERNATE ENTRY
- NORTH ARROW
- EP — ELECTRICAL PANEL

E	DENOTES EX'G DEVICE TO REMAIN
N	DENOTES NEW DEVICE IN NEW LOCATION
R	DENOTES RELOCATION OF EX'G DEVICE
NE	DENOTES NEW DEVICE IN EXG' LOCATION
#"	HEIGHT OF DEVICE

PROTECTION & SAFETY NOTES

1. THE PROVISIONS OF THE 2022 NYC BUILDING CODE, CHAPTER 33, SAFEGUARDS DURING CONSTRUCTION FOR SAFETY OF PUBLIC & PROPERTY DURING CONSTRUCTION OPERATION, SHALL GOVERN THE CONDUCT OF ALL CONSTRUCTION OPERATIONS WITH REGARD TO THE SAFETY OF THE PUBLIC & PROPERTY
2. INSTITUTE & MAINTAIN SAFETY MEASURES & PROVIDE ALL EQUIPMENT OR TEMPORARY CONSTRUCTION NECESSARY TO SAFEGUARD ALL PERSONS & PROPERTY AFFECTED BY THE CONTRACTOR'S OPERATIONS
3. PROVIDE WARNING SIGNS, FENCES & OTHER ITEMS AS REQ'D FOR THE PROPER PROTECTION OF WORKMEN ENGAGED IN CONSTR. OPERATION, THE PUBLIC & ADJACENT CONSTRUCTION
4. NO STRUCTURE, DEVICE, OR CONSTRUCTION EQUIPMENT, WHETHER PERMANENT OR TEMPORARY, INCLUDING ALL PARTLY OR FULLY COMPLETED ELEMENTS OR SECTIONS OF THE BUILDING, SHALL BE LOADED IN EXCESS OF ITS DESIGN CAPACITY
5. ALL BUILDING MATERIALS STORED AT THE CONSTRUCTION AREA SHALL BE SECURED IN A LOCKED AREA. NO HAZARDOUS MATERIALS SHALL BE STORED ON SITE WITHOUT WRITTEN AUTHORIZATION OF DCAS & IN ACCORDANCE WITH THE BUILDING DEPARTMENT REGULATIONS.
6. KEEP ALL FLAMMABLE MATERIALS TIGHTLY SEALED IN THE MANUFACTURER'S CONTAINERS WHEN NOT IN USE. SUCH MATERIALS ARE NOT TO BE STORED ON SITE & SHALL BE REMOVED AT THE END OF EVERY WORK DAY. WHILE ON SITE SUCH MATERIALS ARE TO BE KEPT AWAY FROM HEAT AND SHALL BE USED IN AN ADEQUATELY VENTILATED SPACE
7. PROVIDE A NOISE MITIGATION IN FULL COMPLIANCE OF NEW YORK CITY NOISE CODE & GENERAL CONSTRUCTION BETWEEN 7AM AND 8PM

GENERAL NOTES

1. WHERE DIMENSIONS ARE INDICATED, DIMENSIONS GOVERN OVER SCALE. ALL DIMENSIONS AND CONDITIONS SHOWN AND ASSUMED ON THE DRAWINGS MUST BE VERIFIED AT THE SITE BY THE CONTRACTOR BEFORE ORDERING ANY MATERIAL OR DOING ANY WORK. NOTIFY ARCHITECT OF DISCREPANCIES, OMISSIONS, AND/OR CONFLICTS BEFORE PROCEEDING.
2. ALL WORK TO BE DONE IN ACCORDANCE WITH CODE, ARTICLE 19 & ALL OTHER REGULATIONS OF ALL OTHER AGENCIES HAVING JURISDICTION.
3. ALL DIMENSIONS ARE TO FINISH FACE UNLESS OTHERWISE NOTED.
4. DO NOT SCALE DRAWINGS - WRITTEN DIMENSIONS GOVERN. LARGE SCALE DRAWINGS GOVERN SMALL SCALE.
5. ALL PLAN DIMENSIONS ARE TO THE NEAREST 1/4".
6. COORDINATION OF ALL WORK UNDER THIS CONTRACT SHALL BE MAINTAINED TO ENSURE THE QUALITY AND TIMELY COMPLETION OF THE WORK/PROJECT.
6. CONTRACTOR RESPONSIBLE TO COMPLY WITH ALL RULES & REGULATIONS OF AGENCIES HAVING JURISDICTION. THIS COMPLIANCE INCLUDES, BUT IS NOT LIMITED TO, ALL CITY, STATE, AND FEDERAL CONSTRUCTION, SAFETY, SANITARY LAWS, STATUTES, CODES & ORDINANCES & BUILDING STANDARD SPECIFICATIONS.
7. CONTRACTOR SHALL SECURE & PAY FOR ALL REQUIRED PERMITS & INSPECTIONS NECESSARY FOR PROPER EXECUTION, APPROVALS & COMPLETION OF WORK.
8. ALL SHUT-OFF VALVES SHALL BE ACCESSIBLE BY ACCESS PANEL.
9. CONTRACTOR IS REQUIRED TO COORDINATE ALL WORK & DELIVERIES WITH BUILDING MANAGEMENT & SECURITY.
10. ALL ELECTRICAL WORK TO BE PERFORMED BY LICENSED CONTRACTORS.
11. THE CONTRACTOR SHALL DISCONNECT AND/OR REMOVE ANY EXISTING PLUMBING, ELECTRICAL FIXTURES, WIRE CONDUITS, OR OTHER WORK WHICH MIGHT INTERFERE WITH THE WORK OF THIS CONTRACT. AFTER NEW WORK IS COMPLETED, THE DISCONNECTED OR REMOVED ITEMS SHALL BE REINSTALLED BY THE CONTRACTOR AT THE SAME LOCATION OR AT NEW LOCATION AS DIRECTED. FURNISH ALL NECESSARY NEW MATERIALS/HARDWARE FOR COMPLETION OF WORK.
12. THE CONTRACTOR SHALL PATCH AND REPAIR ALL DAMAGED OR EXPOSED SURFACES DUE TO CONTRACT WORK. ALL NEWLY INSTALLED, PATCHED WORK AND ALL AFFECTED AREAS SHALL BE PAINTED. ALL PAINTING WORK SHALL BE PERFORMED TO COVER THE ENTIRE HORIZONTAL OR VERTICAL SURFACE TO THE CLOSEST CORNER IN ALL FOUR DIRECTIONS. COLOR TO MATCH EXISTING.
13. THE CONTRACTOR SHALL FURNISH AND INSTALL NEW MATERIALS AT NO ADDITIONAL COST TO THE AUTHORITY FOR THE FOLLOWING CONDITIONS:
    a) ANY EXISTING WORK THAT HAS BEEN REMOVED OR DAMAGED IN ORDER TO PERFORM THE CONTRACT WORK.
    b) TO FURNISH THE WORK OF THIS CONTRACT IN WORKMANLIKE MANNER.
14. THE CONTRACTOR SHALL BE RESPONSIBLE FOR ADEQUATELY BRACING AND PROTECTING ALL WORK DURING CONSTRUCTION AGAINST DAMAGE, BREAKAGE, COLLAPSE, DISTORTIONS AND OFF ALIGNMENTS ACCORDING TO CODES AND STANDARDS OF GOOD PRACTICE.
15. THE CONTRACTOR SHALL INCLUDE ALL PREPARATORY AND ASSOCIATED SUPPLEMENTARY WORK TO PROVIDE A COMPLETE AND FINISHED INSTALLATION.
16. WHERE MANUFACTURER'S NAMES AND PRODUCT NUMBERS ARE INDICATED ON DRAWINGS, IT SHALL BE CONSTRUED TO MEAN THE ESTABLISHMENT OF QUALITY AND PERFORMANCE STANDARDS OF SUCH ITEMS. ALL OTHER PRODUCTS MUST BE SUBMITTED TO THE ARCHITECT FOR APPROVAL BEFORE THEY SHALL BE DEEMED EQUAL.
17. FIRESTOPPING SHALL BE INSTALLED AT ALL PENETRATIONS OF FIRE RATED CONSTRUCTION AS PER SPECIFICATIONS.
18. THE CONTRACTOR SHALL KEEP WORK SITE FREE FROM DEBRIS AND SHALL HAVE SOLE RESPONSIBILITY FOR PROTECTING ALL DANGEROUS AREAS FROM ENTRY BY UNAUTHORIZED PARTIES. SITE SHALL BE LEFT BROOM CLEAN AT THE END OF EACH WORKING DAY.
19. THE CONTRACTOR SHALL MAINTAIN FREE AND UNOBSTRUCTED ACCESS FROM ALL ADJACENT SPACES INTO THE EXISTING FIRE STAIRS TO OUTSIDE OF THE BUILDING AT ALL TIMES.
20. THE CONTRACTOR SHALL, UNLESS OTHERWISE PROVIDED IN THE CONTRACT DOCUMENTS, SECURE AND PAY FOR REQUIRED INSPECTIONS, PERMIT(S), FEES, LICENSE AND INSPECTIONS NECESSARY FOR THE PROPER EXECUTION OF THE WORK.
21. THERE WILL BE NO CHANGE IN USE, EGRESS OR OCCUPANCY BECAUSE OF THE WORK OF THIS CONTRACT.
22. EXG FINISHES TO REMAIN, U.O.N. PREP ALL SURFACES AS REQ'D TO RECEIVE NEW FINISHES. INTERIOR FINISHES SHALL COMPLY WITH THE NEW YORK CITY BUILDING CODE, SECTION 27-348.
23. FIRE SEGREGATION TO COMPLY WITH SECTION 27-339.
24. ROOMS & SPACES SHALL BE MECHANICALLY VENTILATED IN ACCORDANCE WITH THE NEW YORK CITY BUILDING CODE SUBCHAPTER 12, ARTICLE 7 & SECTION 5.1.9.2 OF THE BUILDING CODE OF THE CITY OF NEW YORK. HVAC TO BE UNDER SEPARATE AMENDMENT (STATEMENT 'B').
25. FIRE RATED DOORS SHALL BEAR THE LABEL OF THE BOARD OF STANDARD & APPEALS OR THE M.E.A. DIVISION.
26. PLUMBING FIXTURES SHALL COMPLY WITH ALL STATE & LOCAL REGULATIONS.
27. NO CHANGE IN EGRESS, USE OR OCCUPANCY.
28. 'PROVIDE' MEANS TO FURNISH & INSTALL. 'SUPPLIED BY OWNER' MEANS MAIN MATERIAL TO BE SUPPLIED BY OWNER & CONTRACTOR IS TO INSTALL IT AS DIRECTED. 'NIC' MEANS NOT IN CONTRACT & WILL BE FURNISHED & INSTALLED BY OTHERS.

BUILDING DEPARTMENT NOTES

1. WORK SHALL BE EXECUTED IN FULL COMPLIANCE WITH THE APPLICABLE PROVISIONS OF ALL LAWS, BY-LAWS, STATUTES, ORDINANCES, CODES, RULES, REGULATIONS AND LAWFUL ORDERS OF PUBLIC AUTHORITIES BEARING ON THE PERFORMANCE AND EXECUTION OF THE WORK. WORK SHALL BE IN CONFORMANCE WITH THE 2022 NYC CONSTRUCTION CODES.

   HIS APPLICATION IS FILED UNDER 2022 NYC CODE FOR COMPLIANCE WITH CHAPTERS 1, 17, 32 & 33 REGARDING ADMINISTRATION, INSPECTION AND SAFETY REQUIREMENTS.

   AVAILABLE RECORDS INDICATE THAT THIS BUILDING WAS CONSTRUCTED APPROXIMATELY IN 1957.

   ALTERATIONS ARE DONE IN ACCORDANCE WITH THE CODE APPLICABLE AT THE TIME THIS BUILDING WAS BUILT, WITH THE EXCEPTION THAT PORTIONS OF THE BUILDING REGULATED BY RETROACTIVE CODE PROVISIONS ARE DESIGNED TO COMPLY WITH THE 2022 CODE. THE FOLLOWING ITEMS ARE DESIGNED AS PER THE 2022 CONSTRUCTION CODES:

   a. FUEL GAS, PLUMBING AND MECHANICAL WORK.
   b. SAFETY DURING CONSTRUCTION OPERATIONS
   c. ACCESSIBILITY
   d. ADMINISTRATION AND ENFORCEMENT
   e. SPECIAL INSPECTIONS
   f. ENERGY EFFICIENCY
   g. HANDRAILS
   h. GUARDS
   i. STRUCTURAL

   THE CONTRACTOR SHALL PROMPTLY NOTIFY THE AUTHORITY OF ANY PORTIONS OF THE WORK, IN THE CONTRACT DOCUMENTS THAT ARE AT VARIANCE WITH THE ABOVE.
4. ALL MATERIALS, ASSEMBLIES, FORMS METHODS OF CONSTRUCTION AND SERVICE EQUIPMENT SHALL MEET THE FOLLOWING REQUIREMENTS:
   a. THEY SHALL HAVE BEEN ACCEPTABLE PRIOR TO THE EFFECTIVE DATE OF THE CODE BY THE BOARD OF STANDARDS AND APPEALS.
   a. THEY SHALL HAVE BEEN ACCEPTED FOR THE USE UNDER THE PRESCRIBED TEST METHODS BY THE COMMISSIONER (OR)
   b. APPROVED BY THE OFFICE OF TECHNICAL CERTIFICATION AND RESEARCH (OTCR)
5. MATERIALS OR ASSEMBLIES REQUIRED TO HAVE A FIRE RESISTANCE RATING SHALL COMPLY WITH ONE OF THE FOLLOWING:
   a. THEY SHALL CONFORM WITH A.I.S.G. "FIRE RESISTANCE RATING", DATED 1985 (OR)
   b. THEY SHALL HAVE BEEN TESTED IN ACCORDANCE WITH ASTM E119, STANDARD METHODS OF FIRE TESTS OF BUILDING CONSTRUCTION AND MATERIALS AND ACCEPTED BY THE COMMISSIONER (OR)
   c. THEY SHALL HAVE BEEN ACCEPTABLE PRIOR TO THE EFFECTIVE

6A. THE FOLLOWING WILL BE MADE UNDER SEPARATE APPLICATION BY THE DESIGN APPLICANT IN ACCORDANCE WITH SECTION 28-104.2.6 OF TITLE 28:

PLACES OF ASSEMBLY	PRIOR TO T.C.O.

6B. THE FOLLOWING SHALL BE MADE UNDER SEPARATE APPLICATION BY THE CONTRACTOR'S LICENSED PROFESSIONAL IN ACCORDANCE WITH SECTION 28-104.2.6 OF TITLE 28:

MECHANICAL & HAND DEMOLITION OPERATIONS	PRIOR TO PERMIT
CONSTRUCTION FENCES	PRIOR TO PERMIT

6C. THE ITEMS LISTED IN NOTES 6A AND 6B ABOVE ARE TO BE FILED UNDER SEPARATE APPLICATION I.E. DEFERRED TO BE FILED, SHALL NOT BE CONSTRUCTED PRIOR TO OBTAINING SUCH PERMIT.

7. THESE DRAWINGS HAVE BEEN PREPARED BY OR AT THE DIRECTION OF THE UNDERSIGNED AND TO THE BEST OF THE UNDERSIGNED'S KNOWLEDGE, BELIEF AND PROFESSIONAL JUDGEMENT ARE IN COMPLIANCE WITH THE NYC CONSTRUCTION CODES, INCLUDING THE NEW YORK CITY ENERGY CONSERVATION CODE.
8. ALL WORK SHALL COMPLY WITH SECTION BC 1007 AND CHAPTER 11 "ACCESSIBILITY" OF THE NYC BUILDING CODE AND ICC A117.1-2009.
9. ALL NEW INTERIOR FINISHES SHALL BE CONSTRUCTED OF MATERIALS MEETING SECTION 27-524 FOR FLAME SPREAD RATINGS.
10. PANIC HARDWARE INSTALLED UNDER THIS CONTRACT SHALL BE AS PER SECTION 27-371(K).
11. EXIT LIGHTING INSTALLED UNDER THIS CONTRACT SHALL BE AS PER SECTION 27-381.
12. EXIT SIGNAGE INSTALLED UNDER THIS CONTRACT SHALL BE AS PER SECTION 27-383.
13. EMERGENCY POWER, IF REQUIRED, UNDER THIS CONTRACT SHALL BE INSTALLED AS PER CHAPTER 27 OF THE 2014 NYC BUILDING CODE.
14. PROGRESS INSPECTIONS REQUIRED TO BE PERFORMED DURING CONSTRUCTION FOR ANY NEW BUILDING, ADDITION OR ALTERATION PROJECT ARE IDENTIFIED BY THE APPLICANT ACCORDING TO THE SCOPE OF WORK AND LISTED AND DESCRIBED IN THE DRAWING. IN ACCORDANCE WITH SECTION BC 110.9, WHERE AN INSPECTION OR TEST FAILS, THE CONSTRUCTION SHALL BE CORRECTED.

DEMOLITION NOTES

1. PROTECT ALL EXISTING SURROUNDING SURFACES AND CONDITION AREAS WHILE PERFORMING REMOVAL WORK.
2. SCOPE OF DEMOLITION AND REMOVAL SCOPE OF WORK SHALL NOT BE LIMITED BY THESE DRAWINGS BUT SHALL INCLUDE ALL WORK NECESSARY TO FACILITATE CONSTRUCTION.
3. CONTRACTOR TO REMOVE AND LEGALLY DISPOSE OF ALL FIXTURES AND MISC. CONSTRUCTION DEBRIS SCHEDULED TO BE DEMOLISHED.
4. PARTIAL GLG REMOVAL WORK SHOULD BE CUT BACK IN SINGLE PLANES & PATCHED FOR A CLEAN FINISH.
5. REMOVE EXISTING LIGHTING FIXTURES AS NOTED. REFER TO ELECTRICAL DRAWINGS FOR ALL ASSOCIATED ELECTRICAL REMOVAL WORK.
6. REFER TO MEP & STRUCTURAL DRAWINGS FOR FULL EXTENT OF REMOVALS.
7. EX'G CHASE LOCATIONS WILL BE IMPACTED BY TOILET REMOVALS/DEMOLITION/OPENINGS. CONTRACTOR RESPONSIBLE FOR REPAIR CHASE PARTITIONS TO MEET CODE.
8. CONTRACTOR RESPONSIBLE FOR COORDINATING INDICATED SCOPE FOR ASBESTOS ABATEMENT AT ALL IMPACTED AREAS/CHASE WALLS IN BATHS/OTHER LOCATIONS.
9. VCT REMOVAL BELOW HALF WALLS IN COURTROOMS TO BE REMOVED TO THE FULLEST TILE.

CONSTRUCTION NOTES

1. ARCHITECTURAL SCOPE IS NOTED ON DRAWINGS: NEW WALL, FLOOR OR CEILING FINISH AS SCHEDULED, CONTRACTOR MUST PATCH AND PAINT TO MATCH ADJACENT SURFACES DAMAGED DURING CONSTRUCTION.
2. ALL DIMENSIONS ARE TAKEN TO THE FINISH WALL.
3. CONTRACTOR TO REPAIR RATED PARTITIONS WITHIN THE SCOPE AS REQUIRED IN ORDER TO RETAIN THE REQUIRED FIRE RATING. IF ANY WORK CAUSES INTERRUPTION IN FIREPROOFING, IT SHALL BE RESTORED IMMEDIATELY TO MATCH ADJACENT SURFACE. WHERE FIREPROOFING IS FOUND DAMAGED OR MISSING, IT IS CONTRACTOR'S RESPONSIBILITY TO NOTIFY THE OWNER AND REPAIR.
4. CONTRACTOR TO PROVIDE FIRE STOPPING AT ALL NEW AND EXISTING PENETRATIONS TO REMAIN AT RATED PARTITIONS.
5. REFER TO MEP DRAWINGS AND SPECIFICATIONS FOR ALL MECHANICAL, ELECTRICAL AND PLUMBING SCOPE OF WORK INCLUDING REQUIRED PIPING, CONNECTIONS AND MATERIALS.
6. ALL EXPOSED, EX'G SURFACES, INCLUDING WALLS AND CEILINGS, SHOULD BE SKIM COATED TO MATCH SIMILAR QUALITY OF NEW PARTITIONS.
7. ALL RATED PARTITIONS SHALL EXTEND TO THE SLAB ABOVE. CEILING HEIGHT PARTITIONS SHALL BE BRACED TO THE SLAB ABOVE.
8. BURRY ALL WIRING & PATCH EXISTING PLASTER SURFACES WHICH HAVE BEEN CHANNELED FOR ELECTRICAL OR OTHER INVASIVE WORK. PREPARE AND PAINT WALLS TO MATCH EXISTING FINISH WORK.
9. ALL NEW GL TO RECEIVE SH & HANG RODS U.O.N.. ALL CLOSET POLES TO BE MINIMUM OF 1¼" DIA W/ A MINIMUM OF ONE SHELF. U.O.N. HEIGHTS TO BE VERIFIED BY OWNER. PROVIDE INTERMEDIATE SUPPORTS AS REQUIRED.
10. ALL STONE COUNTERTOPS TO BE 1 1/4" SOLID THICKNESS, U.O.N.
11. FOR JURY ROOM TOILET TYPES, RFR TO SHEET A601-A602.
12. ALL NEW GLG TILE TO BE INSTALLED WITH EDGE TRIM.
13. CONTRACTOR RESPONSIBLE FOR PATCHING/INFILLING COURTROOM WALLS TO MATCH ADJACENT FINISH.
14. ALL NEW PARTITIONS TO BE PAINTED & RECEIVE NEW BASE. ALL WALLS CALLED TO BE PTD SHALL BE PTD FROM CORNER TO CORNER, INCLUDING ADJ. EX'G PTNS & RECEIVE NEW BASE CORNER TO CORNER.

FEMA FLOOD DATA & USGS GROUNDWATER DATA

1. PER THE FEMA FLOOD INSURANCE RATE MAP, 2013 "PRELIMINARY," AS WELL AS THE 2007 MAP, THIS BUILDING LIES OUTSIDE THE 0.2% ANNUAL CHANCE FLOOD PLAIN.
2. GROUND WATER IS NOT OF CONCERN IN THIS PROJECT, AS THE PROPOSED WORK IS CONFINED ENTIRELY TO THE 11th STORIES OF THE BUILDING, ABOVE GRADE.
3. THE BUILDING IS NOT LOCATED IN A SPECIAL FLOOD HAZARD AREA.

PLOT PLAN

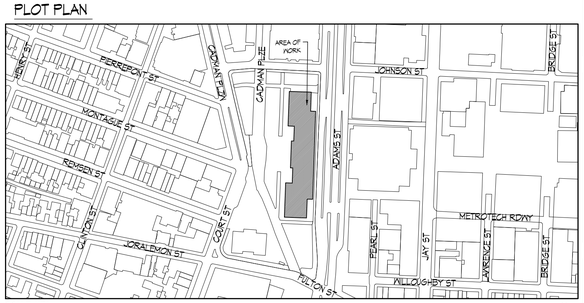

SCALE: NTS

BROOKLYN, NY 11201

BLDG. LOT: 20 BLOCK: 139 ZONING MAP: 12D ZONE: C6-1

BUILDING DATA

PROJECT ADDRESS	360 ADAMS STREET BROOKLYN, NY 11201
BOROUGH	BROOKLYN
YEAR BUILT	1958
STORIES	12 + PENTHOUSE
HEIGHT	221'-6"
BLOCK	139
LOT	20
CONST. CLASSIFICATION	CLASS 1 - FIREPROOF STRUCTURES
OCCUPANCY CLASSIFICATION	PUBLIC BUILDINGS
LOT AREA	81,246 SF
ZONING DISTRICT	C6-1
SPECIAL ZONING DISTRICT	DB
ZONING MAP	12D
ZONING USE GROUP	6D
SEISMIC ZONE	XXX

APPLICABLE CODES

ALL WORK SHALL BE IN CONFORMANCE WITH, BUT NOT LIMITED TO THE REQUIREMENTS OF THE FOLLOWING AND ANY OTHER FEDERAL, STATE AND LOCAL CODES, LAWS AND ORDINANCES THAT APPLY:

1968 NEW YORK CITY BUILDING CODE (GENERAL CONSTRUCTION)
2022 NEW YORK CITY BUILDING CODE (ACCESSIBILITY)
2022 NEW YORK CITY BUILDING MECHANICAL CODE
2022 NEW YORK CITY BUILDING PLUMBING CODE
2022 NEW YORK CITY BUILDING ENERGY CONSERVATION CODE
2011 NATIONAL ELECTRIC CODE
2010 ADA STANDARDS FOR ACCESSIBLE DESIGN
2009 ICC A117.1-09 AMENDED BY NYC

SUMMARY OF WORK

THE FOLLOWING WORK IS INCLUDED BY NOT NECESSARILY LIMITED UNDER THE SCOPE OF WORK APPLICATION:

360 ADAMS STREET HOLDS THE NEW YORK STATE SUPREME COURT INCLUDING: FIFTY-ONE (51) COURTROOMS ON FLOORS 2ND THROUGH 5TH, 7TH AND 9TH, JURY ASSEMBLY ON THE 2ND FLOOR, AND JURY DELIBERATION ROOMS FOR ALL LEVELS WITH COURTROOMS.

THE FOLLOWING INCLUDES THE SELECTIVE REMOVAL AND NEW CONSTRUCTION WORK:

DEMOLITION & SELECTIVE REMOVAL:
1. MISC. PLUMBING FIXTURES.
2. MISC. DOORS.
3. MISC. COURTROOM SPECTATOR BENCHES.

NEW CONSTRUCTION:
1. JURY DELIBERATION ROOM TOILET ROOM/VESTIBULE RECONFIGURATION.
2. TWO (2) VERTICAL PLATFORM LIFTS AT FLOOR 3 & FLOOR 4
3. TWO (2) NEW PUBLIC RESTROOMS AT FLOOR 1
4. RENOVATION OF (28) PUBLIC RESTROOMS ON DIFFERENT FLOORS WITH FIXTURES, ACCESSORIES, FINISHES.
5. RENOVATION OF OFFICE COUNTER RECONFIGURATIONS.
6. NEW LIGHTING.
7. NEW CEILING FINISHES AT JURY RESTROOMS.
8. RESTORATION OF FINISHES WHERE INDICATED.
9. NEW SPECTATOR BENCH MILLWORK WHERE INDICATED.
10. NEW DOORS, FRAMES & DOOR HARDWARE WHERE INDICATED.
11. NEW INTERIOR SIGNAGE.

KINGS COUNTY SUPREME COURT BUILDING ACCESSIBILITY RENOVATIONS

360 Adams Street
Brooklyn NY 11201

Conditions

ALL IDEAS, DESIGNS, ARRANGEMENTS AND PLANS INDICATED OR REPRESENTED BY THIS DRAWING ARE OWNERSHIP, AND THE PROPERTY OF RONNETTE RILEY ARCHITECT AND WERE CREATED, EVOLVED AND DEVELOPED FOR THE USE ON, AND IN CONNECTION WITH THE SPECIFIED PROJECT.
NONE OF SUCH IDEAS, DESIGNS, ARRANGEMENTS OR PLANS SHALL BE USED BY OR DISCLOSED TO ANY PERSON, FIRM OR CORPORATION FOR ANY PURPOSE WHATSOEVER WITHOUT THE WRITTEN PERMISSION OF RONNETTE RILEY ARCHITECT.

© Copyright Ronnette Riley *Architect* 2021

Ronnette Riley *Architect*

494 Eighth Avenue, 15th Floor
New York, NY 10001
T 212 594 4015
F 212 594 2868
www.ronnetteriley.com

MEP Engineer:

Loring Consulting Engineers, Inc.
360 West 31st Street, 14th Floor
New York, NY 10001-2727
T 212-563 7400
www.loringengineers.com
New York City . Washington, DC . Princeton . Durham . Toronto

Structural Engineer:

Silman
32 Old Slip, 10th Floor
New York, NY 10005
T 212-620 7970
www.Silman.com

Rev	Date	Issue
	11 JUN 2021	Issue for SD Review
	22 OCT 2021	DD Review
	23 NOV 2021	DD Submission
	4 MAR 2022	Issue for Final DD
	6 DEC 2022	CD Review
	23 MAR 2023	CD FINAL

Title

NOTES

Date	06-11-2021
Project No.	4107
Drawing By	BL
CHK By	YM
Scale	

DOB Rev

T002 .00

of

DOB SCAN

NOTES TO USERS

This map is for use in administering the National Flood Insurance Program. It does not necessarily identify all areas subject to flooding, particularly from local drainage sources of small size. The **community map repository** should be consulted for possible updated or additional flood hazard information.

To obtain more detailed information in areas where **Base Flood Elevations** (BFEs) and/or **floodways** have been determined, users are encouraged to consult the Flood Profiles and Floodway Data and/or Summary of Stillwater Elevations tables contained within the Flood Insurance Study (FIS) report that accompanies this FIRM. Users should be aware that BFEs shown on the FIRM represent rounded whole-foot elevations. These BFEs are intended for flood insurance rating purposes only and should not be used as the sole source of flood elevation information. Accordingly, flood elevation data presented in the FIS report should be utilized in conjunction with the FIRM for purposes of construction and/or floodplain management.

Coastal Base Flood Elevations (BFEs) shown on this map apply only landward of 0.0' National Geodetic Vertical Datum of 1929 (NGVD 29). Users of this FIRM should be aware that coastal flood elevations are also provided in the Summary of Stillwater Elevations tables in the Flood Insurance Study report for this jurisdiction. Elevations shown in the Summary of Stillwater Elevations tables should be used for construction and/or floodplain management purposes when they are higher than the elevations shown on this FIRM.

Boundaries of the **floodways** were computed at cross sections and interpolated between cross sections. The floodways were based on hydraulic considerations with regard to requirements of the National Flood Insurance Program. Floodway widths and other pertinent floodway data are provided in the Flood Insurance Study report for this jurisdiction.

Certain areas not in Special Flood Hazard Areas may be protected by **flood control structures**. Refer to Section 2.4 "Flood Protection Measures" of the Flood Insurance Study report for information on flood control structures for this jurisdiction.

The **projection** used in the preparation of this map was New York State Plane FIPSZONE 3104. The **horizontal datum** was NAD 83, GRS80 spheroid. Differences in datum, spheroid, projection or State Plane zones used in the production of FIRMs for adjacent jurisdictions may result in slight positional differences in map features across jurisdiction boundaries. These differences do not affect the accuracy of this FIRM.

Flood elevations on this map are referenced to the National Geodetic Vertical Datum of 1929. These flood elevations must be compared to structure and ground elevations referenced to the same **vertical datum**. For information regarding conversion between the National Geodetic Vertical Datum of 1929 and the North American Vertical Datum of 1988, visit the National Geodetic Survey website at http://www.ngs.noaa.gov or contact the National Geodetic Survey at the following address:

NGS Information Services
NOAA, N/NGS12
National Geodetic Survey
SSMC-3, #9202
1315 East-West Highway
Silver Spring, Maryland 20910-3182
(301) 713-3242

To obtain current elevation, description, and/or location information for **bench marks** shown on this map, please contact the Information Services Branch of the National Geodetic Survey at **(301) 713-3242**, or visit its website at http://www.ngs.noaa.gov.

Base map information shown on this FIRM was provided in digital format by the Department of Information Technology and Telecommunication, City of New York. This information was derived from digital orthophotos produced at a scale of 1:1,200 with 2-foot pixel resolution from photography dated 2004.

Based on updated topographic information, this map reflects more detailed and up-to-date **stream channel configurations and floodplain delineations** than those shown on the previous FIRM for this jurisdiction. As a result, the Flood Profiles and Floodway Data tables in the Flood Insurance Study Report (which contains authoritative hydraulic data) may reflect stream channel distances that differ from what is shown on this map. Also, the road to floodplain relationships for unrevised streams may differ from what is shown on previous maps.

Corporate limits shown on this map are based on the best data available at the time of publication. Because changes due to annexations or de-annexations may have occurred after this map was published, map users should contact appropriate community officials to verify current corporate limit locations.

Please refer to the separately printed **Map Index** for an overview map showing the layout of map panels for this jurisdiction.

Contact the **FEMA Map Service Center** at 1-800-358-9616 for information on available products associated with this FIRM. Available products may include previously issued Letters of Map Change, a Flood Insurance Study report, and/or digital versions of this map. The FEMA Map Service Center may also be reached by Fax at 1-800-358-9620 and its website at http://msc.fema.gov.

If you have **questions about this map** or questions concerning the National Flood Insurance Program in general, please call **1-877-FEMA MAP** (1-877-336-2627) or visit the FEMA website at http://www.fema.gov.



LEGEND

SPECIAL FLOOD HAZARD AREAS SUBJECT TO INUNDATION BY THE 1% ANNUAL CHANCE FLOOD

The 1% annual flood (100-year flood), also known as the base flood, is the flood that has a 1% chance of being equaled or exceeded in any given year. The Special Flood Hazard Area is the area subject to flooding by the 1% annual chance flood. Areas of Special Flood Hazard include Zones A, AE, AH, AO, AR, A99, V, and VE. The Base Flood Elevation is the water-surface elevation of the 1% annual chance flood.

ZONE A	No Base Flood Elevations determined.
ZONE AE	Base Flood Elevations determined.
ZONE AH	Flood depths of 1 to 3 feet (usually areas of ponding); Base Flood Elevations determined.
ZONE AO	Flood depths of 1 to 3 feet (usually sheet flow on sloping terrain); average depths determined. For areas of alluvial fan flooding, velocities also determined.
ZONE AR	Special Flood Hazard Area formerly protected from the 1% annual chance flood by a flood control system that was subsequently decertified. Zone AR indicates that the former flood control system is being restored to provide protection from the 1% annual chance or greater flood.
ZONE A99	Area to be protected from 1% annual chance flood by a Federal flood protection system under construction; no Base Flood Elevations determined.
ZONE V	Coastal flood zone with velocity hazard (wave action); no Base Flood Elevations determined.
ZONE VE	Coastal flood zone with velocity hazard (wave action); Base Flood Elevations determined.

FLOODWAY AREAS IN ZONE AE

The floodway is the channel of a stream plus any adjacent floodplain areas that must be kept free of encroachment so that the 1% annual chance flood can be carried without substantial increases in flood heights.

OTHER FLOOD AREAS

ZONE X	Areas of 0.2% annual chance flood; areas of 1% annual chance flood with average depths of less than 1 foot or with drainage areas less than 1 square mile; and areas protected by levees from 1% annual chance flood.

OTHER AREAS

ZONE X	Areas determined to be outside the 0.2% annual chance floodplain.
ZONE D	Areas in which flood hazards are undetermined, but possible.

COASTAL BARRIER RESOURCES SYSTEM (CBRS) AREAS

OTHERWISE PROTECTED AREAS (OPAs)

CBRS areas and OPAs are normally located within or adjacent to Special Flood Hazard Areas.

- 1% annual chance floodplain boundary
- 0.2% annual chance floodplain boundary
- Floodway boundary
- Zone D boundary
- CBRS and OPA boundary
- Boundary dividing Special Flood Hazard Area Zones and boundary dividing Special Flood Hazard Areas of different Base Flood Elevations, flood depths or flood velocities.
- 513 — Base Flood Elevation line and value; elevation in feet*
- (EL 987) — Base Flood Elevation value where uniform within zone; elevation in feet*

* Referenced to the National Geodetic Vertical Datum of 1929

- A — A — Cross section line
- 23 — 23 — Transect line
- 87°07'45", 32°22'30" — Geographic coordinates referenced to the North American Datum of 1983 (NAD 83), Western Hemisphere
- 4276000 mN — 1000-meter Universal Transverse Mercator grid values, zone 18
- 600000 FT — 5000-foot grid ticks: New York State Plane coordinate system, Long Island zone (FIPSZONE 3104), Lambert Conformal Conic projection
- DX5510 X — Bench mark (see explanation in Notes to Users section of this FIRM panel)
- M1.5 — River Mile

MAP REPOSITORY
Refer to listing of Map Repositories on Map Index

INITIAL NFIP MAP DATE
June 28, 1974

FLOOD HAZARD BOUNDARY MAP REVISIONS
June 11, 1976

FLOOD INSURANCE RATE MAP EFFECTIVE
November 16, 1983

FLOOD INSURANCE RATE MAP REVISIONS
September 5, 2007 - to update map format, to change Special Flood Hazard Areas, and to reflect updated topographic information

To determine if flood insurance is available in this community, contact your Insurance agent or call the National Flood Insurance Program at 1-800-638-6620.

MAP SCALE 1" = 500'
250 0 500 1000 FEET
150 0 150 300 METERS

NFIP
NATIONAL FLOOD INSURANCE PROGRAM

PANEL 0203F

FIRM
FLOOD INSURANCE RATE MAP

CITY OF
NEW YORK, NEW YORK
BRONX, RICHMOND, NEW YORK, QUEENS, AND KINGS COUNTIES

PANEL 203 OF 457

(SEE MAP INDEX FOR FIRM PANEL LAYOUT)

CONTAINS:

COMMUNITY	NUMBER	PANEL	SUFFIX
NEW YORK, CITY OF	360497	0203	F

Notice to User: The **Map Number** shown below should be used when placing map orders; the **Community Number** shown above should be used on insurance applications for the subject community.

MAP NUMBER
3604970203F

MAP REVISED
SEPTEMBER 5, 2007

Federal Emergency Management Agency

KINGS COUNTY SUPREME COURT BUILDING ACCESSIBILITY RENOVATIONS

360 Adams Street
Brooklyn NY 11201

Conditions

ALL IDEAS, DESIGNS, ARRANGEMENTS AND PLANS INDICATED OR REPRESENTED BY THIS DRAWING ARE OWNED BY, AND THE PROPERTY OF RONNETTE RILEY ARCHITECT AND WERE CREATED, EVOLVED AND DEVELOPED FOR THE USE ON, AND IN CONNECTION WITH THE SPECIFIED PROJECT.
NONE OF SUCH IDEAS, DESIGNS, ARRANGEMENTS OR PLANS SHALL BE USED BY OR DISCLOSED TO ANY PERSON, FIRM OR CORPORATION FOR ANY PURPOSE WHATSOEVER WITHOUT THE WRITTEN PERMISSION OF RONNETTE RILEY ARCHITECT.

© Copyright Ronnette Riley *Architect* 2021

Ronnette Riley *Architect*

494 Eighth Avenue, 15th Floor
New York, NY 10001
T 212 594 4015
F 212 594 2868
www.ronnetteriley.com

MEP Engineer:

Loring Consulting Engineers, Inc.
360 West 31st Street, 14th Floor
New York, NY 10001-2727
T 212-563 7400
www.loringengineers.com
New York City .Washington, DC . Princeton . Durham . Toronto

Structural Engineer:

Silman
32 Old Slip, 10th Floor
New York, NY 10005
T 212-620 7970
www.Silman.com

Rev	Date	Issue
	11 JUN 2021	Issue for SD Review
	22 OCT 2021	DD Review
	23 NOV 2021	DD Submission
	4 MAR 2022	Issue for Final DD
	6 DEC 2022	CD Review
	23 MAR 2023	CD FINAL

Title

FLOOD INSURANCE RATE MAP (FIRM)

Date	06-11-2021
Project No.	4107
Drawing By	CQ
CHK By	BL
Scale	1/4" = 1'-0"

DOB Rev
T003 .00
of

DOB SCAN

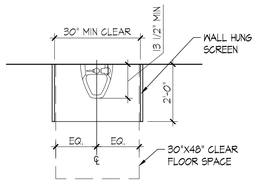

ACCESSIBLE URINAL

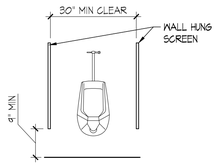

ACCESSIBLE URINAL

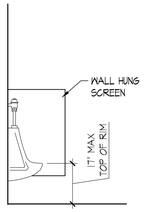

ACCESSIBLE URINAL

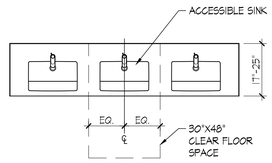

ACCESSIBLE LAVATORY WITH MILLWORK

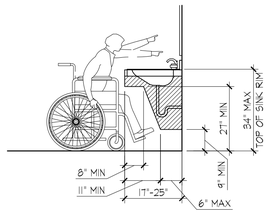

ACCESSIBLE LAVATORY WITH MILLWORK

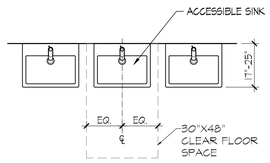

ACCESSIBLE LAVATORY

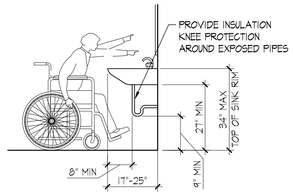

ACCESSIBLE LAVATORY

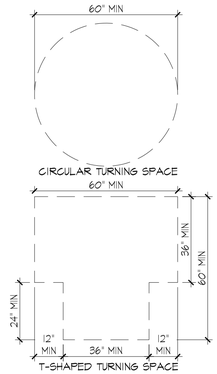

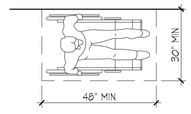

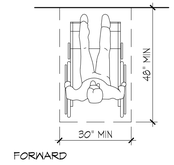

POSITION OF CLEAR FLOOR SPACE

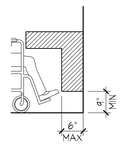

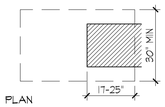

TOE CLEARANCE

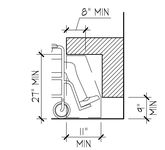

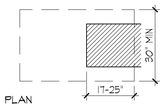

KNEE CLEARANCE

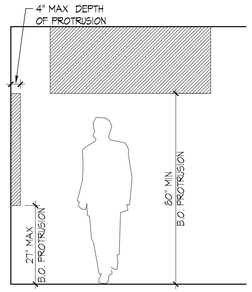

CORRIDOR PROTRUSION CLEARANCES

NOTE: PROTRUSIONS MAY INCLUDE FIRE EXTINGUISHERS, ALARMS, DRINKING FOUNTAINS, SANITIZER DISPENSERS, SPRINKLER LINES OR OTHER EQUIPMENT.

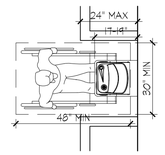

ACCESSIBLE DRINKING FOUNTAIN

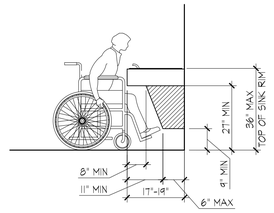

ACCESSIBLE DRINKING FOUNTAIN

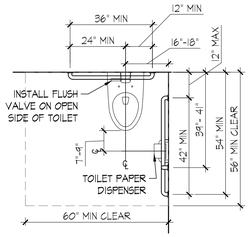

ACCESSIBLE WATER CLOSET

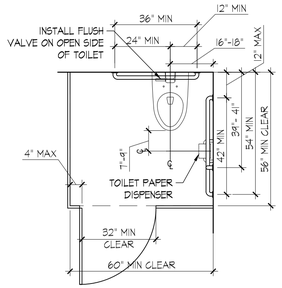

ACCESSIBLE WATER CLOSET (FRONT ENTRY)

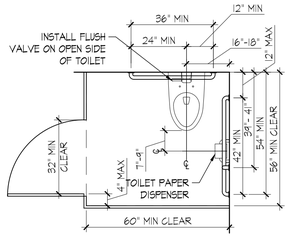

ACCESSIBLE WATER CLOSET (SIDE ENTRY)

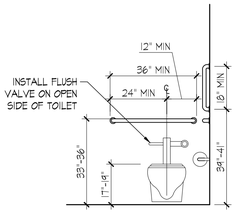

ACCESSIBLE WATER CLOSET

NOTE: ENSURE THAT TOP OF TOILET DIMENSION INCLUDES HEIGHT OF TOILET SEAT

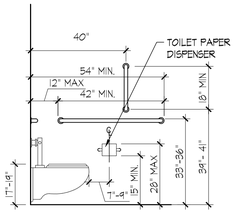

ACCESSIBLE WATER CLOSET

NOTE: ENSURE 12" OF NON-OBSTRUCTED SPACE ABOVE ALL GRAB BARS.
NOTE: ENSURE 1 1/2 " OF NON-OBSTRUCTED SPACE BELOW ALL GRAB BARS.

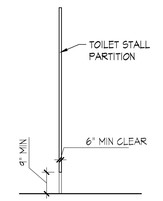

ACCESSIBLE STALL PARTITION TOE CLEARANCE

2 MOUNTING HEIGHTS AND LOCATIONS FOR PLUMBING FIXTURES
NOT TO SCALE

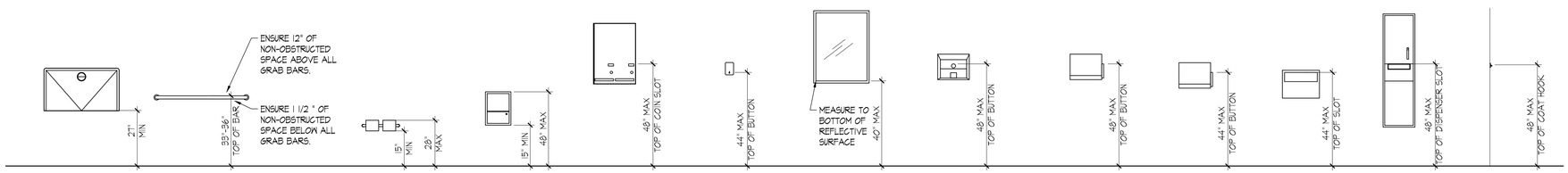

1 MOUNTING HEIGHTS AND LOCATIONS FOR RESTROOM ACCESSORIES
NOT TO SCALE

KINGS COUNTY SUPREME COURT BUILDING ACCESSIBILITY RENOVATIONS

360 Adams Street
Brooklyn NY 11201

Conditions

ALL IDEAS, DESIGNS, ARRANGEMENTS AND PLANS INDICATED OR REPRESENTED BY THIS DRAWING ARE OWNED BY, AND THE PROPERTY OF RONNETTE RILEY ARCHITECT AND WERE CREATED, EVOLVED AND DEVELOPED FOR THE USE ON, AND IN CONNECTION WITH THE SPECIFIED PROJECT.
NONE OF SUCH IDEAS, DESIGNS, ARRANGEMENTS OR PLANS SHALL BE USED BY OR DISCLOSED TO ANY PERSON, FIRM OR CORPORATION FOR ANY PURPOSE WHATSOEVER WITHOUT THE WRITTEN PERMISSION OF RONNETTE RILEY ARCHITECT.

© Copyright Ronnette Riley *Architect* 2021

Ronnette Riley *Architect*

494 Eighth Avenue, 15th Floor
New York, NY 10001
T 212 594 4015
F 212 594 2868
www.ronnetteriley.com

MEP Engineer:

Loring Consulting Engineers, Inc.
360 West 31st Street, 14th Floor
New York, NY 10001-2727
T 212-563 7400
www.loringengineers.com
New York City .Washington, DC . Princeton . Durham . Toronto

Structural Engineer:

Silman
32 Old Slip, 10th Floor
New York, NY 10005
T 212-620 7970
www.Silman.com

Rev	Date	Issue
	11 JUN 2021	Issue for SD Review
	22 OCT 2021	DD Review
	23 NOV 2021	DD Submission
	4 MAR 2022	Issue for Final DD
	6 DEC 2022	CD Review
	23 MAR 2023	CD FINAL

Title

ACCESSIBILITY NOTES - 1

Date	06-11-2021
Project No.	4107
Drawing By	SJ
CHK By	BL
Scale	

T004 .00
DOB Rev
of

DOB SCAN

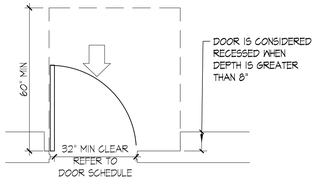

RECESSED DOOR
PULL SIDE, FRONT APPROACH
(WITH OR WITHOUT CLOSER)

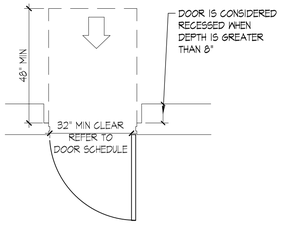

RECESSED DOOR
PUSH, FRONT APPROACH
(WITHOUT CLOSER)

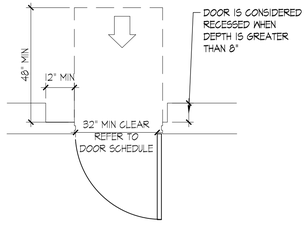

RECESSED DOOR
PUSH, FRONT APPROACH
(WITH CLOSER)

4 ADA RECESSED DOOR CLEARANCES
NOT TO SCALE

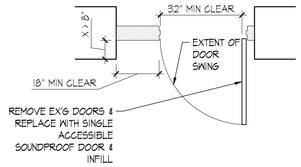

RECESS DOORS AND
GATES (WITH CLOSER)

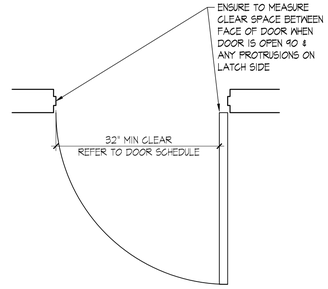

CLEARANCE THROUGH DOOR

3 ADA DOOR WIDTH
NOT TO SCALE

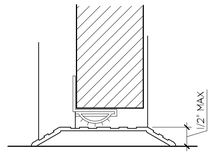

THRESHOLD

2 ADA THRESHOLD
NOT TO SCALE

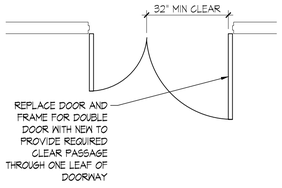

PUSH SIDE, FRONT
APPROACH (WITH CLOSER)

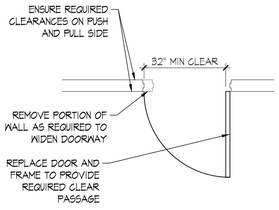

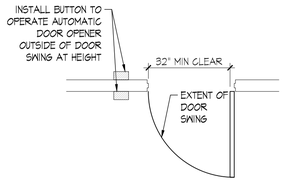

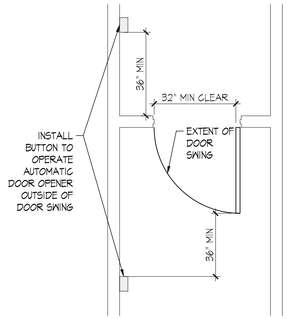

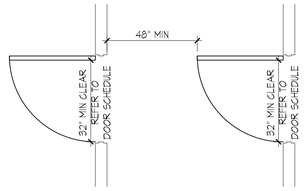

TWO DOORS IN SERIES CLEARANCES

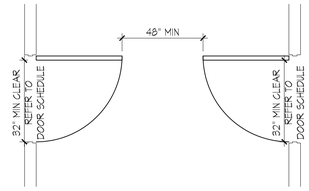

TWO DOORS IN SERIES CLEARANCES

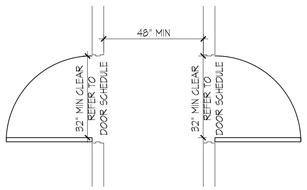

TWO DOORS IN SERIES CLEARANCES

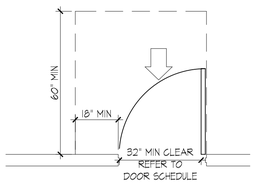

PULL SIDE, FRONT APPROACH
(WITH OR WITHOUT CLOSER)

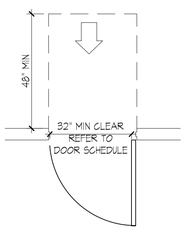

PUSH SIDE, FRONT APPROACH
(WITHOUT CLOSER)

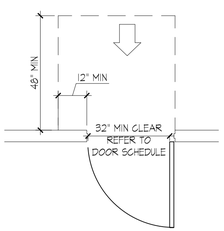

PUSH SIDE, FRONT APPROACH
(WITH CLOSER)

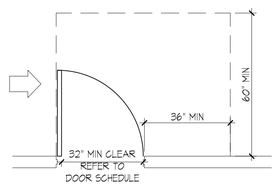

PULL SIDE, HINGE APPROACH -
ALTERNATE 1
(WITH OR WITHOUT CLOSER)

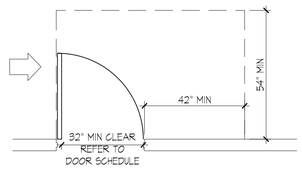

PULL SIDE, HINGE APPROACH -
ALTERNATE 2
(WITH OR WITHOUT CLOSER)

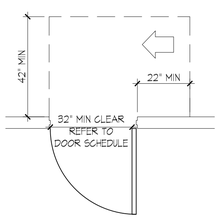

PUSH SIDE, HINGE APPROACH
(WITHOUT CLOSER & LATCH)

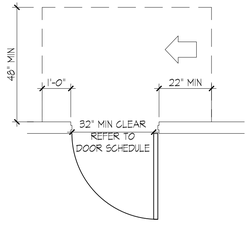

PUSH SIDE, HINGE APPROACH
(WITH CLOSER & LATCH)

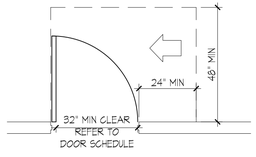

PULL SIDE, LATCH APPROACH
(WITHOUT CLOSER)

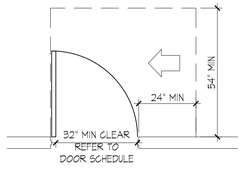

PULL SIDE, LATCH APPROACH
(WITH CLOSER)

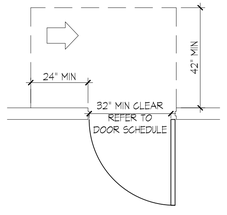

PUSH SIDE, LATCH APPROACH
(WITHOUT CLOSER)

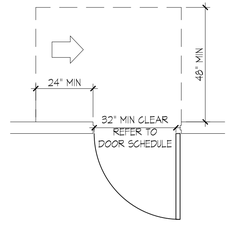

PUSH SIDE, LATCH APPROACH
(WITH CLOSER)

1 ADA DOOR CLEARANCES
NOT TO SCALE

KINGS COUNTY SUPREME COURT BUILDING ACCESSIBILITY RENOVATIONS

360 Adams Street
Brooklyn NY 11201

Conditions

ALL IDEAS, DESIGNS, ARRANGEMENTS AND PLANS INDICATED OR REPRESENTED BY THIS DRAWING ARE OWNED BY, AND THE PROPERTY OF RONNETTE RILEY ARCHITECT AND WERE CREATED, EVOLVED AND DEVELOPED FOR THE USE ON, AND IN CONNECTION WITH THE SPECIFIED PROJECT.
NONE OF SUCH IDEAS, DESIGNS, ARRANGEMENTS OR PLANS SHALL BE USED BY OR DISCLOSED TO ANY PERSON, FIRM OR CORPORATION FOR ANY PURPOSE WHATSOEVER WITHOUT THE WRITTEN PERMISSION OF RONNETTE RILEY ARCHITECT.

© Copyright Ronnette Riley *Architect* 2021

Ronnette Riley *Architect*

494 Eighth Avenue, 15th Floor
New York, NY 10001
T 212 594 4015
F 212 594 2868
www.ronnetteriley.com

MEP Engineer:

Loring Consulting Engineers, Inc.
360 West 31st Street, 14th Floor
New York, NY 10001-2727
T 212-563 7400
www.loringengineers.com
New York City . Washington, DC . Princeton . Durham . Toronto

Structural Engineer:

Silman
32 Old Slip, 10th Floor
New York, NY 10005
T 212-620 7970
www.Silman.com

Rev	Date	Issue
	11 JUN 2021	Issue for SD Review
	22 OCT 2021	DD Review
	23 NOV 2021	DD Submission
	4 MAR 2022	Issue for Final DD
	6 DEC 2022	CD Review
	23 MAR 2023	CD FINAL

Title

ACCESSIBILITY NOTES - 2

Date	06-11-2021
Project No.	4107
Drawing By	SJ
CHK By	BL
Scale	

DOB Rev

T005 .00

of

DOB SCAN

F:\2021 Jobs\4107 DCAS 360 Adams SD-CA\05 Drawings\RRA Set\4107-ADA-SHEETS.dwg 03/30/23 - 8:19am cg

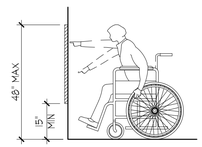

FRONT REACH TO SERVICE OR CONTROL

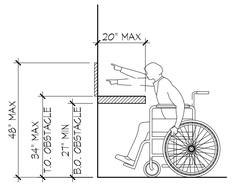

FRONT REACH TO SERVICE OR CONTROL OVER AN OBSTACLE <20" DEEP

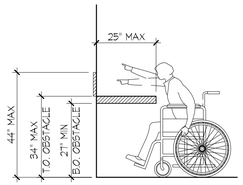

FRONT REACH TO SERVICE OR CONTROL OVER AN OBSTACLE 20"-25" DEEP

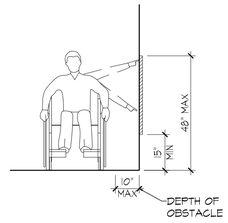

SIDE REACH TO SERVICE OR CONTROL

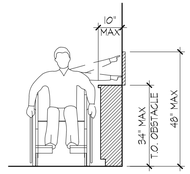

SIDE REACH TO SERVICE OR CONTROL OVER AN OBSTACLE >10"

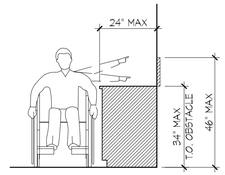

SIDE REACH TO SERVICE OR CONTROL OVER AN OBSTACLE 10"-24"

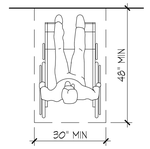

FORWARD APPROACH TO SERVICE OR CONTROL

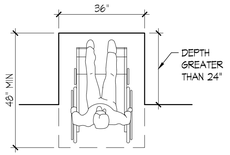

FORWARD APPROACH TO SERVICE OR CONTROL IN AN ALCOVE

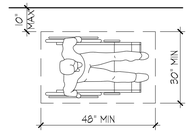

SIDE APPROACH TO SERVICE OR CONTROL

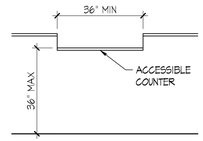

ACCESSIBLE COUNTER ELEVATION (FOR SIDE APPROACH)

3 REACH RANGES AND COUNTERS

NOT TO SCALE

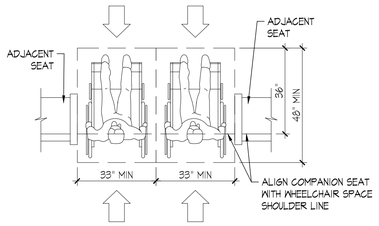

TWO SEATS CLEARANCES (FRONT OR REAR APPROACH)

NOTE: SLOPES STEEPER THAN 1:48 ARE NOT PERMITTED
NOTE: SPACE MAY NOT OVERLAP WITH CIRCULATION ROUTE

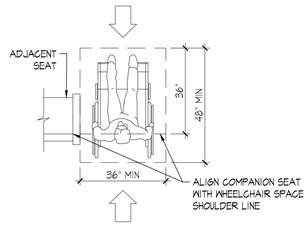

SINGLE SEAT CLEARANCES (FRONT OR REAR APPROACH)

NOTE: SLOPES STEEPER THAN 1:48 ARE NOT PERMITTED
NOTE: SPACE MAY NOT OVERLAP WITH CIRCULATION ROUTE

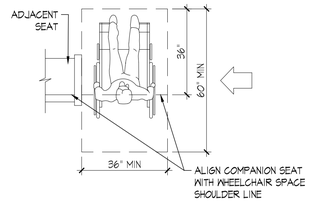

SINGLE SEAT CLEARANCES (SIDE APPROACH)

NOTE: SLOPES STEEPER THAN 1:48 ARE NOT PERMITTED
NOTE: SPACE MAY NOT OVERLAP WITH CIRCULATION ROUTE

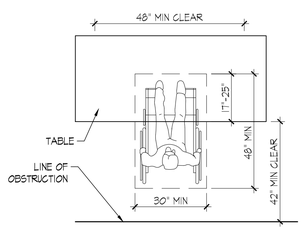

TABLE APPROACH

NOTE: ENSURE ACCESS ROUTE 36" WIDE MIN TO ACCESSIBLE SEAT
NOTE: TABLE LEGS MAY NOT OBSTRUCT CLEAR SPACE

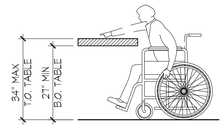

TABLE CLEARANCES

2 ADA COURTROOM CLEARANCES

NOT TO SCALE

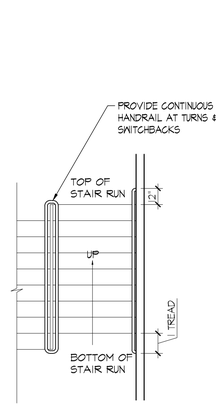

HANDRAIL EXTENSIONS

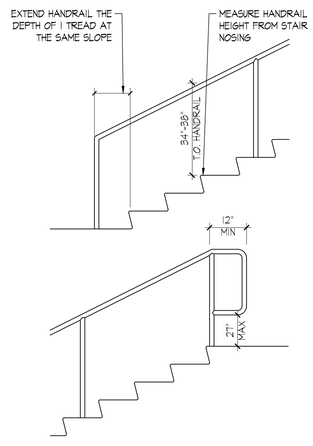

HANDRAIL HEIGHTS AND EXTENSIONS

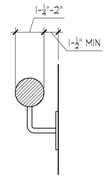

HANDRAIL SECTION

1 ADA STAIR CLEARANCES

NOTE: TO SCALE

KINGS COUNTY SUPREME COURT BUILDING ACCESSIBILITY RENOVATIONS

360 Adams Street
Brooklyn NY 11201

Conditions

ALL IDEAS, DESIGNS, ARRANGEMENTS AND PLANS INDICATED OR REPRESENTED BY THIS DRAWING ARE OWNED BY, AND THE PROPERTY OF RONNETTE RILEY ARCHITECT AND WERE CREATED, EVOLVED AND DEVELOPED FOR THE USE ON, AND IN CONNECTION WITH THE SPECIFIED PROJECT.
NONE OF SUCH IDEAS, DESIGNS, ARRANGEMENTS OR PLANS SHALL BE USED BY OR DISCLOSED TO ANY PERSON, FIRM OR CORPORATION FOR ANY PURPOSE WHATSOEVER WITHOUT THE WRITTEN PERMISSION OF RONNETTE RILEY ARCHITECT.

© Copyright Ronnette Riley *Architect* 2021

Ronnette Riley *Architect*

494 Eighth Avenue, 15th Floor
New York, NY 10001
T 212 594 4015
F 212 594 2868
www.ronnetteriley.com

MEP Engineer:

Loring Consulting Engineers, Inc.
360 West 31st Street, 14th Floor
New York, NY 10001-2727
T 212-563 7400
www.loringengineers.com
New York City . Washington, DC . Princeton . Durham . Toronto

Structural Engineer:

Silman
32 Old Slip, 10th Floor
New York, NY 10005
T 212-620 7970
www.Silman.com

Rev	Date	Issue
	11 JUN 2021	Issue for SD Review
	22 OCT 2021	DD Review
	23 NOV 2021	DD Submission
	4 MAR 2022	Issue for Final DD
	6 DEC 2022	CD Review
	23 MAR 2023	CD FINAL

Title

ACCESSIBILITY NOTES - 3

Date	06-11-2021
Project No.	4107
Drawing By	SJ
CHK By	BL
Scale	

T006 .00

DOB Rev

of

DOB SCAN

F:\2021 Jobs\4107 DCAS 360 Adams SD-CA\05 Drawings\RRA Set\4107ADA-SHEET3.dwg 03/30/23 - 8:15am SJ

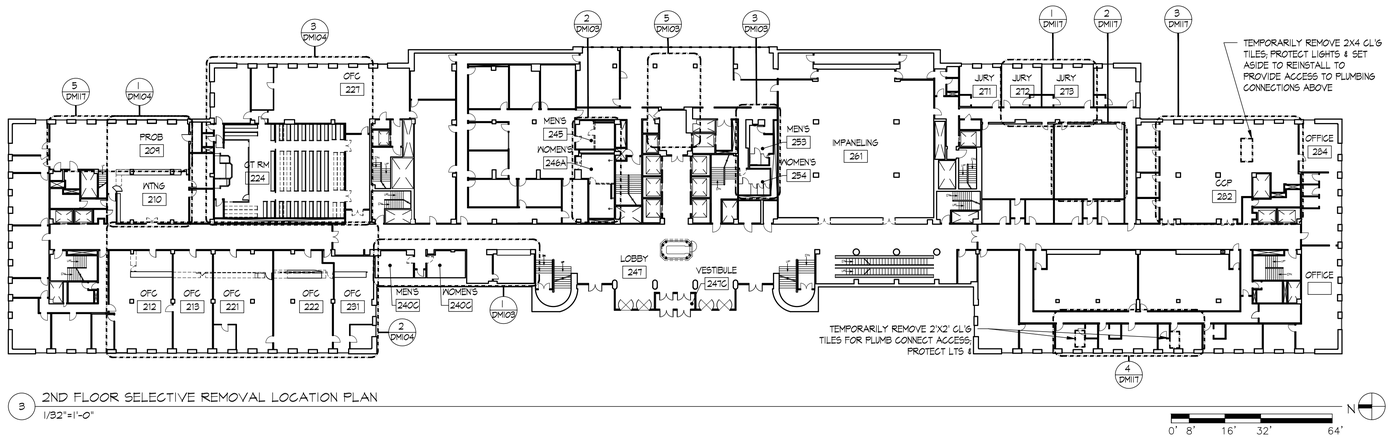

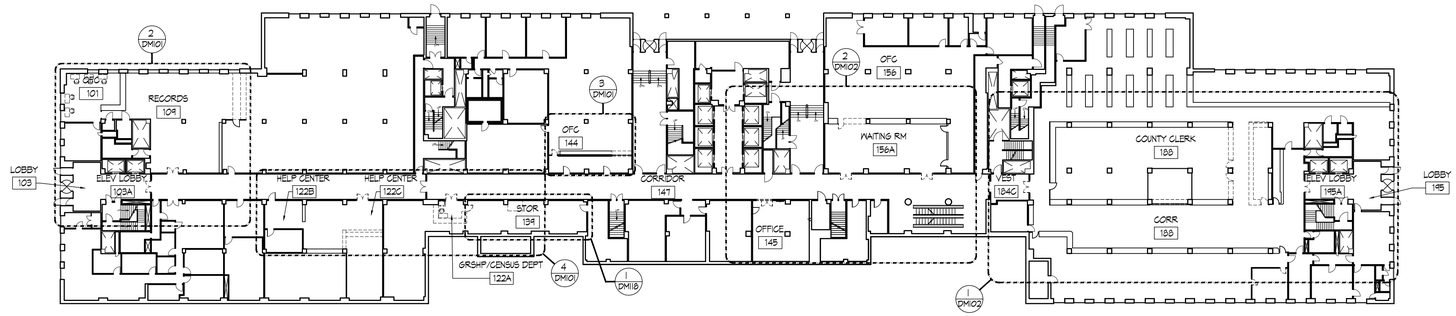

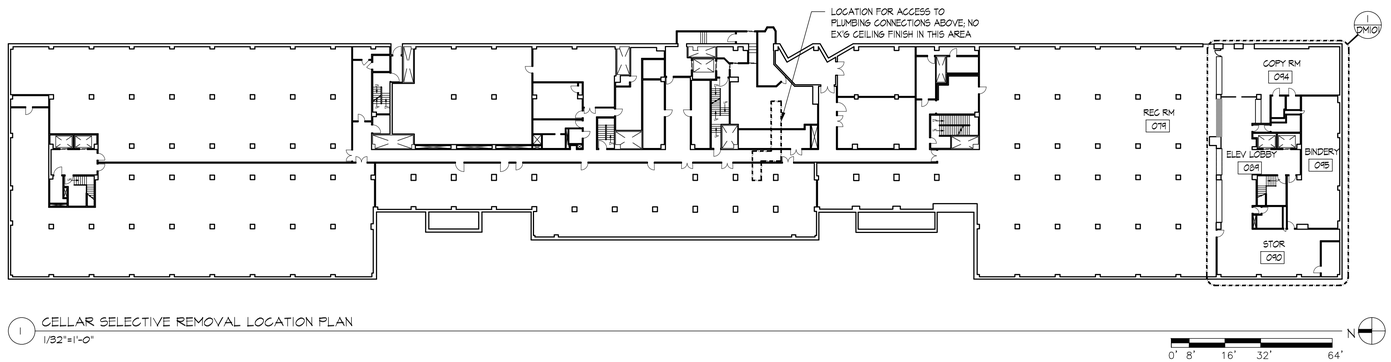

KINGS COUNTY SUPREME COURT BUILDING ACCESSIBILITY RENOVATIONS

360 Adams Street
Brooklyn NY 11201

Conditions

ALL IDEAS, DESIGN, ARRANGEMENTS AND PLANS INDICATED OR REPRESENTED BY THIS DRAWING ARE OWNED BY, AND THE PROPERTY OF RONNETTE RILEY ARCHITECT AND WERE CREATED, EVOLVED AND DEVELOPED FOR THE USE ON, AND IN CONNECTION WITH THE SPECIFIED PROJECT.
NONE OF SUCH IDEAS, DESIGNS, ARRANGEMENTS OR PLANS SHALL BE USED BY OR DISCLOSED TO ANY PERSON, FIRM OR CORPORATION FOR ANY PURPOSE WHATSOEVER WITHOUT THE WRITTEN PERMISSION OF RONNETTE RILEY ARCHITECT.

© Copyright Ronnette Riley *Architect* 2021

Ronnette Riley *Architect*

494 Eighth Avenue, 15th Floor
New York, NY 10001
T 212 594 4015
F 212 594 2868
www.ronnetteriley.com

MEP Engineer:

Loring Consulting Engineers, Inc.
360 West 31st Street, 14th Floor
New York, NY 10001-2727
T 212-563 7400
www.loringengineers.com
New York City .Washington, DC . Princeton . Durham . Toronto

Structural Engineer:

Silman
32 Old Slip, 10th Floor
New York, NY 10005
T 212-620 7970
www.Silman.com

Rev	Date	Issue
	11 JUN 2021	Issue for SD Review
	22 OCT 2021	DD Review
	23 NOV 2021	DD Submission
	4 MAR 2022	Issue for Final DD
	6 DEC 2022	CD Review
	23 MAR 2023	CD FINAL

Title

SELECTIVE REMOVAL LOCATION PLANS - 1

Date	06-11-2021
Project No.	4107
Drawing By	CQ, JS
CHK By	BTL
Scale	AS NOTED

DOB Rev
DM001.00
_ of __

DOB SCAN

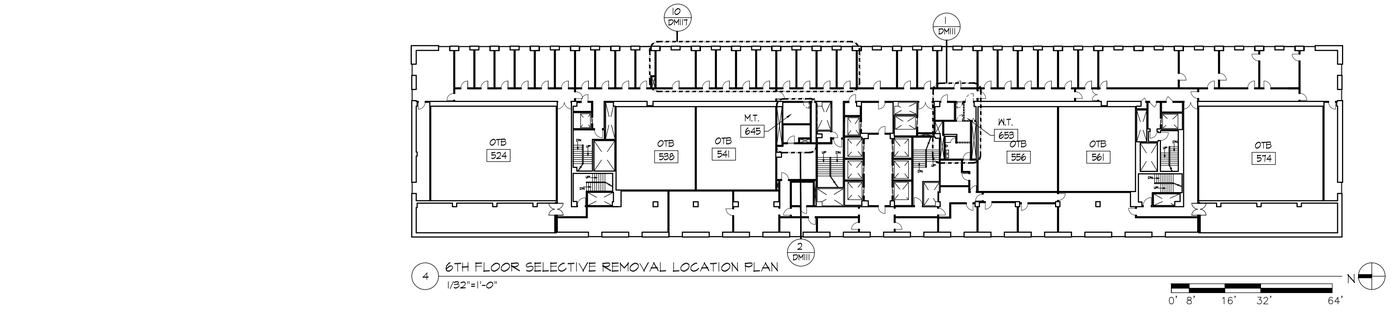

4 6TH FLOOR SELECTIVE REMOVAL LOCATION PLAN
1/32"=1'-0"

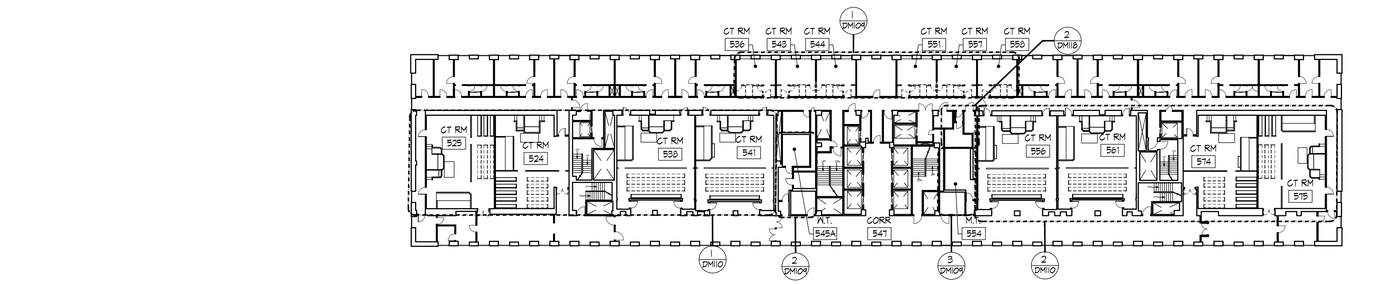

3 5TH FLOOR SELECTIVE REMOVAL LOCATION PLAN
1/32"=1'-0"

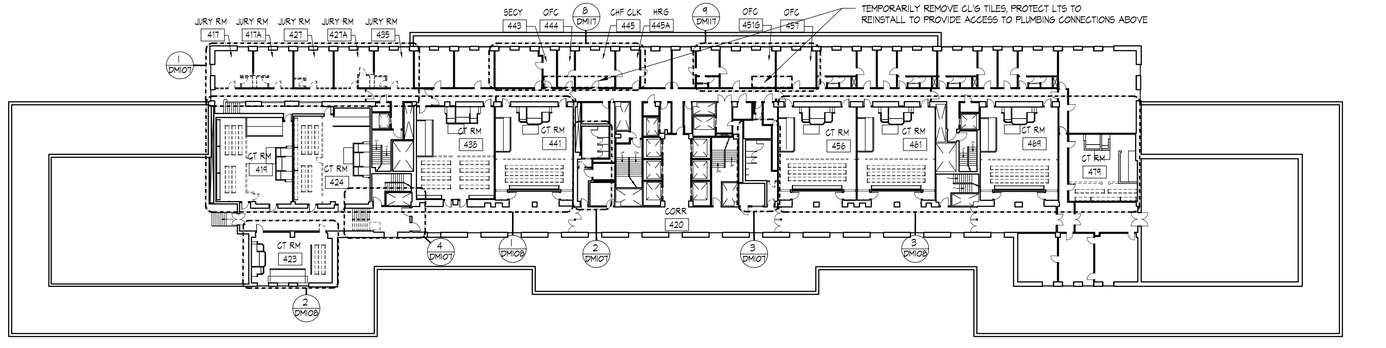

2 4TH FLOOR SELECTIVE REMOVAL LOCATION PLAN
1/32"=1'-0"

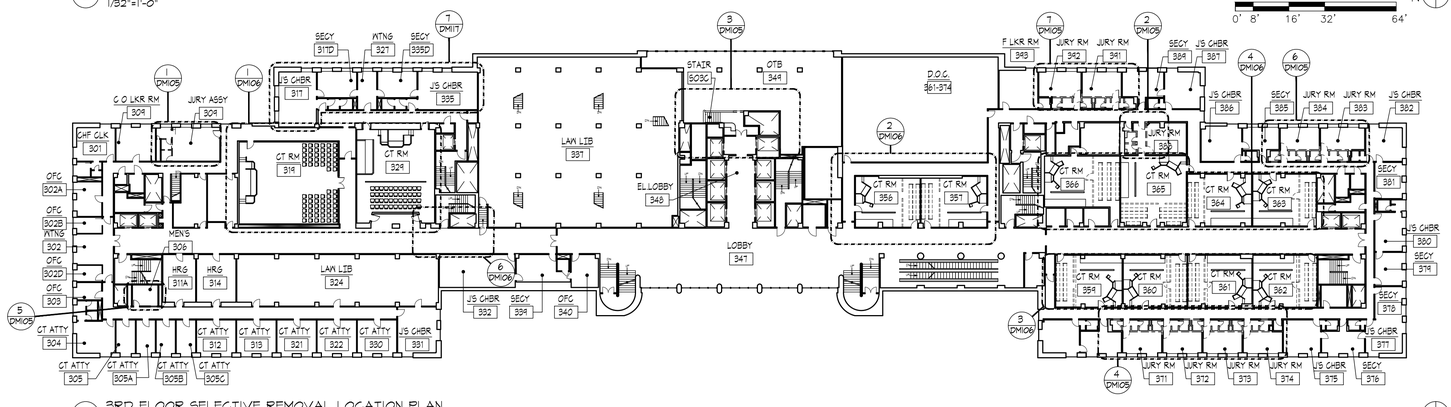

1 3RD FLOOR SELECTIVE REMOVAL LOCATION PLAN
1/32"=1'-0"

KINGS COUNTY SUPREME COURT BUILDING ACCESSIBILITY RENOVATIONS

360 Adams Street
Brooklyn NY 11201

Conditions

ALL IDEAS, DESIGNS, ARRANGEMENTS AND PLANS INDICATED OR REPRESENTED BY THIS DRAWING ARE OWNED BY, AND THE PROPERTY OF RONNETTE RILEY ARCHITECT AND WERE CREATED, EVOLVED AND DEVELOPED FOR THE USE ON, AND IN CONNECTION WITH THE SPECIFIED PROJECT.
NONE OF SUCH IDEAS, DESIGNS, ARRANGEMENTS OR PLANS SHALL BE USED BY OR DISCLOSED TO ANY PERSON, FIRM OR CORPORATION FOR ANY PURPOSE WHATSOEVER WITHOUT THE WRITTEN PERMISSION OF RONNETTE RILEY ARCHITECT.

© Copyright Ronnette Riley *Architect* 2021

Ronnette Riley *Architect*

494 Eighth Avenue, 15th Floor
New York, NY 10001
T 212 594 4015
F 212 594 2868
www.ronnetteriley.com

MEP Engineer:

Loring Consulting Engineers, Inc.
360 West 31st Street, 14th Floor
New York, NY 10001-2727
T 212-563 7400
www.loringengineers.com
New York City .Washington, DC . Princeton . Durham . Toronto

Structural Engineer:

Silman
32 Old Slip, 10th Floor
New York, NY 10005
T 212-620 7970
www.Silman.com

Rev	Date	Issue
	11 JUN 2021	Issue for SD Review
	22 OCT 2021	DD Review
	23 NOV 2021	DD Submission
	4 MAR 2022	Issue for Final DD
	6 DEC 2022	CD Review
	23 MAR 2023	CD FINAL

Title

SELECTIVE REMOVAL LOCATION PLANS - 2

Date	06-11-2021
Project No.	4107
Drawing By	CQ, JS
CHK By	BTL
Scale	AS NOTED

DOB Rev
DM002.00
_ of ___

DOB SCAN

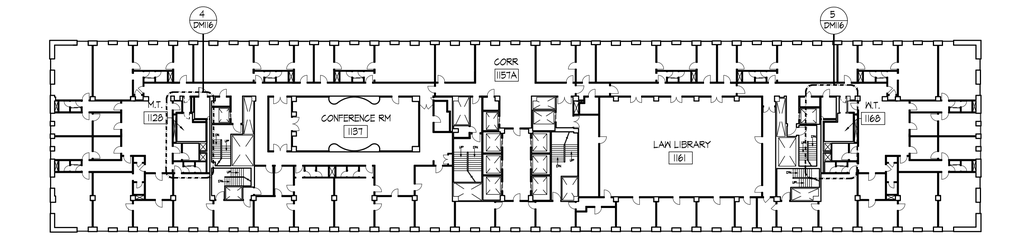

5 11TH FLOOR SELECTIVE REMOVAL LOCATION PLAN
1/32"=1'-0"

0' 8' 16' 32' 64'

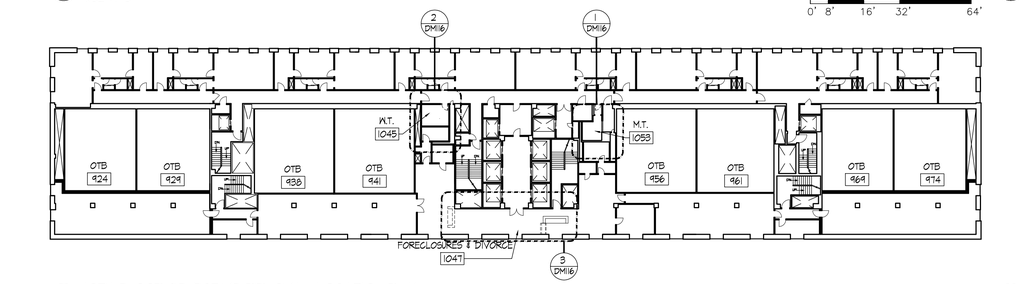

4 10TH FLOOR SELECTIVE REMOVAL LOCATION PLAN
1/32"=1'-0"

0' 8' 16' 32' 64'

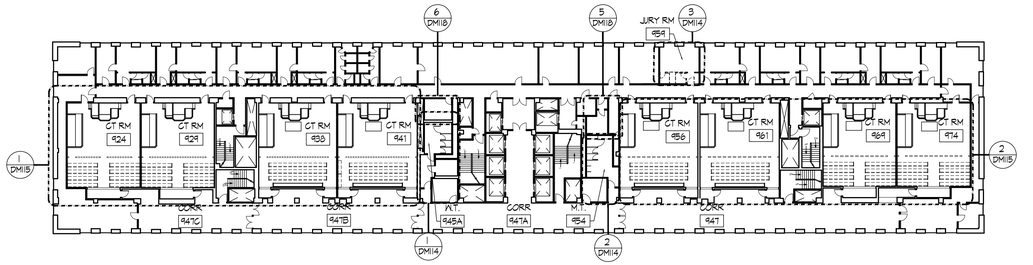

3 9TH FLOOR SELECTIVE REMOVAL LOCATION PLAN
1/32"=1'-0"

0' 8' 16' 32' 64'

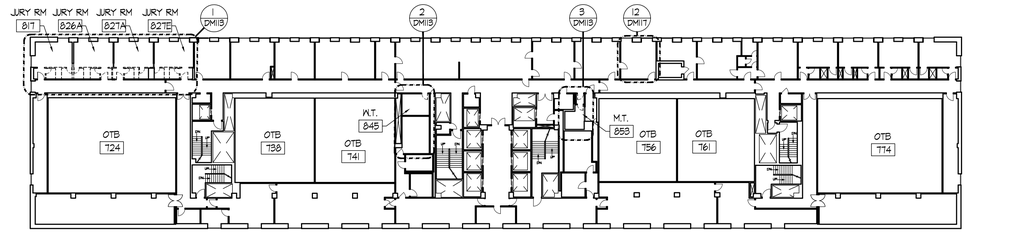

2 8TH FLOOR SELECTIVE REMOVAL LOCATION PLAN
1/32"=1'-0"

0' 8' 16' 32' 64'

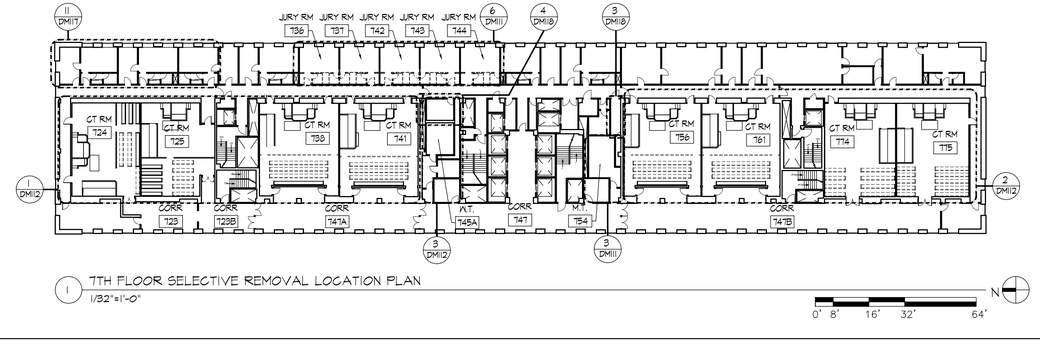

1 7TH FLOOR SELECTIVE REMOVAL LOCATION PLAN
1/32"=1'-0"

0' 8' 16' 32' 64'

KINGS COUNTY SUPREME COURT BUILDING ACCESSIBILITY RENOVATIONS

360 Adams Street
Brooklyn NY 11201

Conditions

ALL IDEAS, DESIGNS, ARRANGEMENTS AND PLANS INDICATED OR REPRESENTED BY THIS DRAWING ARE OWNED BY, AND THE PROPERTY OF RONNETTE RILEY ARCHITECT AND WERE CREATED, EVOLVED AND DEVELOPED FOR THE USE ON, AND IN CONNECTION WITH THE SPECIFIED PROJECT.
NONE OF SUCH IDEAS, DESIGNS, ARRANGEMENTS OR PLANS SHALL BE USED BY OR DISCLOSED TO ANY PERSON, FIRM OR CORPORATION FOR ANY PURPOSE WHATSOEVER WITHOUT THE WRITTEN PERMISSION OF RONNETTE RILEY ARCHITECT.

© Copyright Ronnette Riley *Architect* 2021

Ronnette Riley *Architect*

494 Eighth Avenue, 15th Floor
New York, NY 10001
T 212 594 4015
F 212 594 2868
www.ronnetteriley.com

MEP Engineer:

Loring Consulting Engineers, Inc.
360 West 31st Street, 14th Floor
New York, NY 10001-2727
T 212-563 7400
www.loringengineers.com
New York City .Washington, DC . Princeton . Durham . Toronto

Structural Engineer:

Silman
32 Old Slip, 10th Floor
New York, NY 10005
T 212-620 7970
www.Silman.com

Rev	Date	Issue
	11 JUN 2021	Issue for SD Review
	22 OCT 2021	DD Review
	23 NOV 2021	DD Submission
	4 MAR 2022	Issue for Final DD
	6 DEC 2022	CD Review
	23 MAR 2023	CD FINAL

Title

SELECTIVE REMOVAL LOCATION PLANS - 3

Date	06-11-2021
Project No.	4107
Drawing By	CQ, JS
CHK By	BTL
Scale	AS NOTED

DOB Rev
DM003.00
_ of __

DOB SCAN

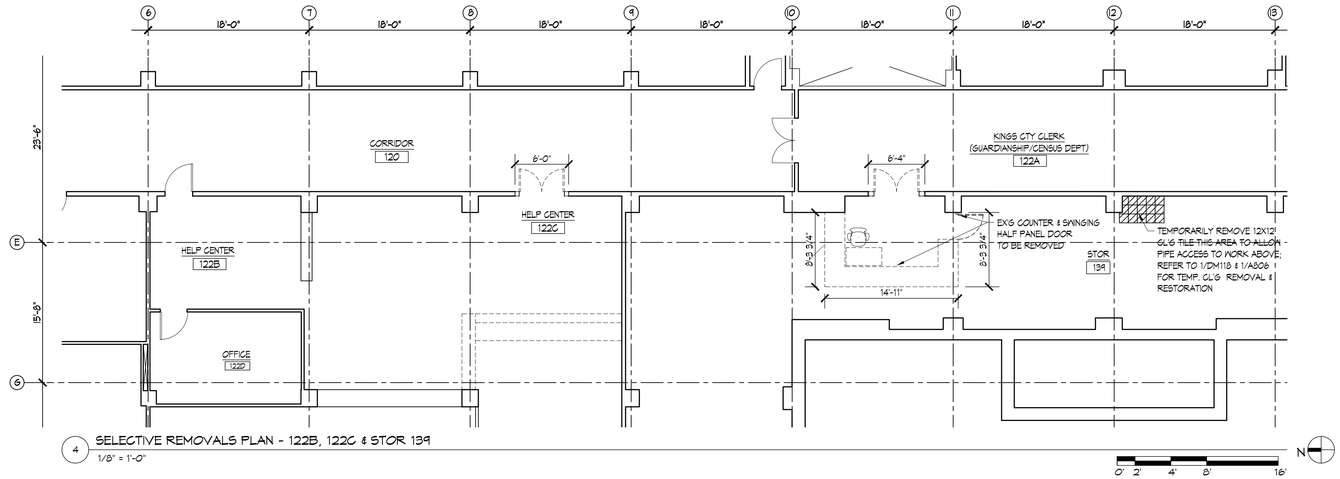

4 SELECTIVE REMOVALS PLAN - 122B, 122C & STOR 139
1/8" = 1'-0"

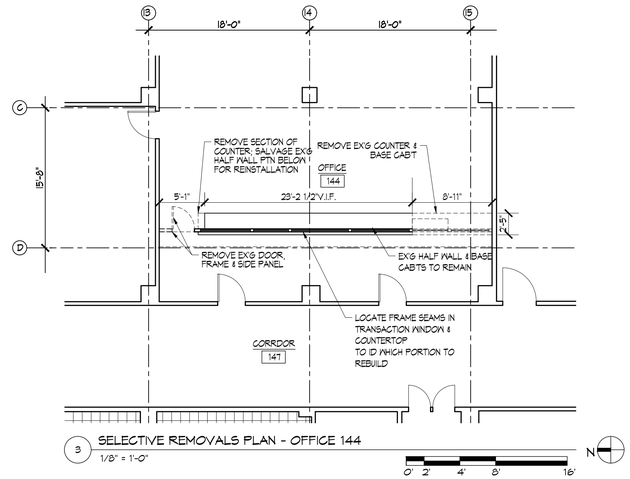

3 SELECTIVE REMOVALS PLAN - OFFICE 144
1/8" = 1'-0"

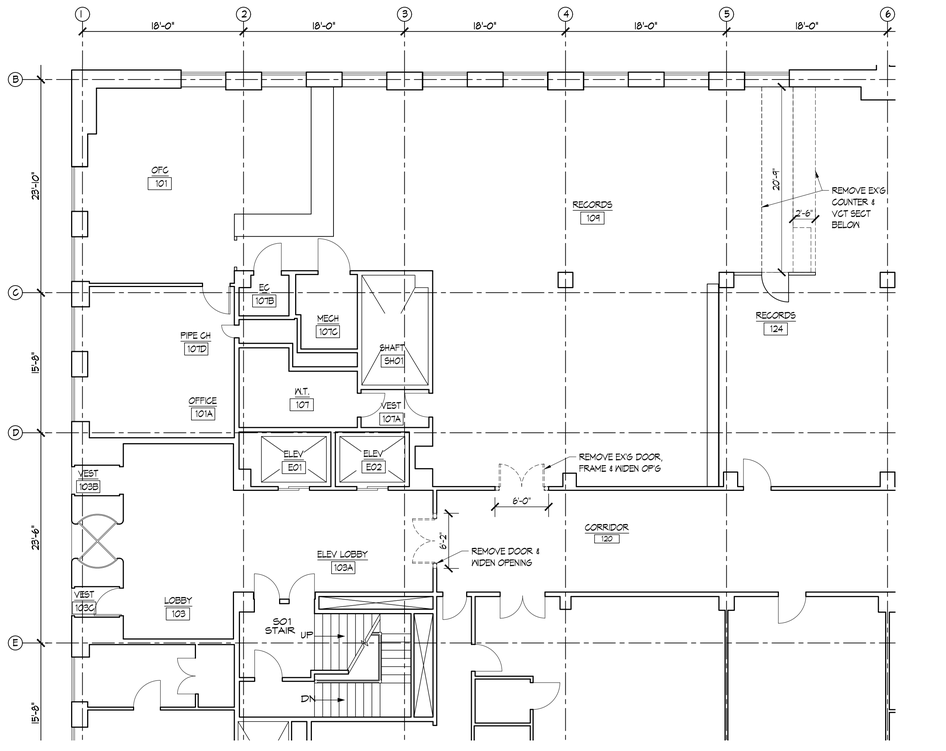

2 SELECTIVE REMOVALS PLAN - ELEV LOBBY 103A, CRC 101
1/8" = 1'-0"

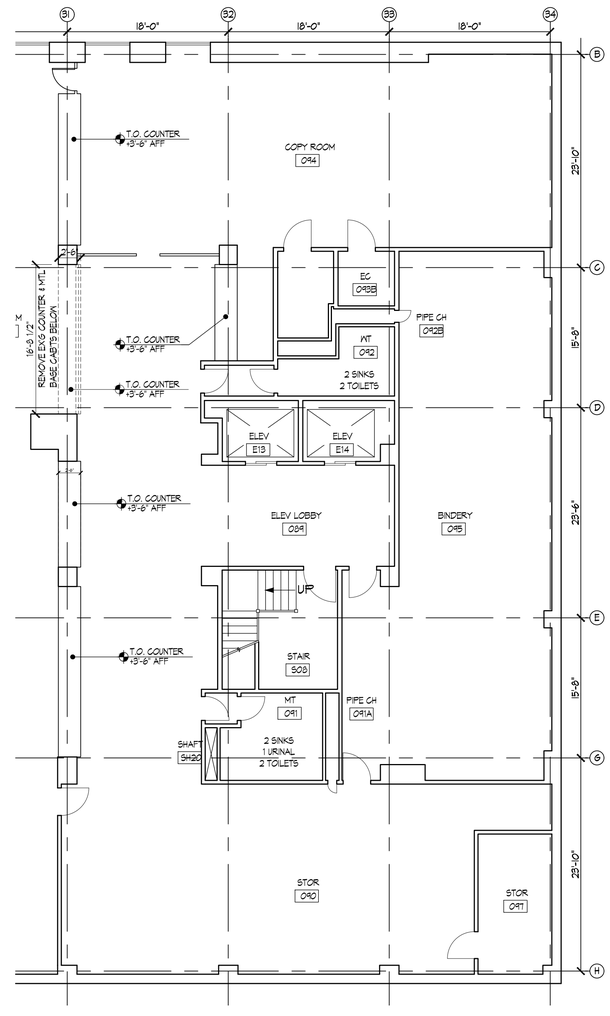

1 SELECTIVE REMOVALS PLAN - CELLAR
1/8" = 1'-0"

KINGS COUNTY SUPREME COURT BUILDING ACCESSIBILITY RENOVATIONS

360 Adams Street
Brooklyn NY 11201

Conditions

ALL IDEAS, DESIGNS, ARRANGEMENTS AND PLANS INDICATED OR REPRESENTED BY THIS DRAWING ARE OWNED BY, AND THE PROPERTY OF RONNETTE RILEY ARCHITECT AND WERE CREATED, EVOLVED AND DEVELOPED FOR THE USE ON, AND IN CONNECTION WITH THE SPECIFIED PROJECT.
NONE OF SUCH IDEAS, DESIGNS, ARRANGEMENTS OR PLANS SHALL BE USED BY OR DISCLOSED TO ANY PERSON, FIRM OR CORPORATION FOR ANY PURPOSE WHATSOEVER WITHOUT THE WRITTEN PERMISSION OF RONNETTE RILEY ARCHITECT.

© Copyright Ronnette Riley *Architect* 2021

Ronnette Riley *Architect*

494 Eighth Avenue, 15th Floor
New York, NY 10001
T 212 594 4015
F 212 594 2868
www.ronnetteriley.com

MEP Engineer:

Loring Consulting Engineers, Inc.
360 West 31st Street, 14th Floor
New York, NY 10001-2727
T 212-563 7400
www.loringengineers.com
New York City .Washington, DC . Princeton . Durham . Toronto

Structural Engineer:

Silman
32 Old Slip, 10th Floor
New York, NY 10005
T 212-620 7970
www.Silman.com

Rev	Date	Issue
	11 JUN 2021	Issue for SD Review
	22 OCT 2021	DD Review
	23 NOV 2021	DD Submission
	4 MAR 2022	Issue for Final DD
	6 DEC 2022	CD Review
	23 MAR 2023	CD FINAL

Title

CELLAR & 1ST FL SELECTIVE REMOVAL PLANS

Date	06-11-2021
Project No.	4107
Drawing By	SN
CHK By	BTL
Scale	1/8" = 1'-0"

DOB Rev

DM101.00

_ of __

DOB SCAN 7/15/2021

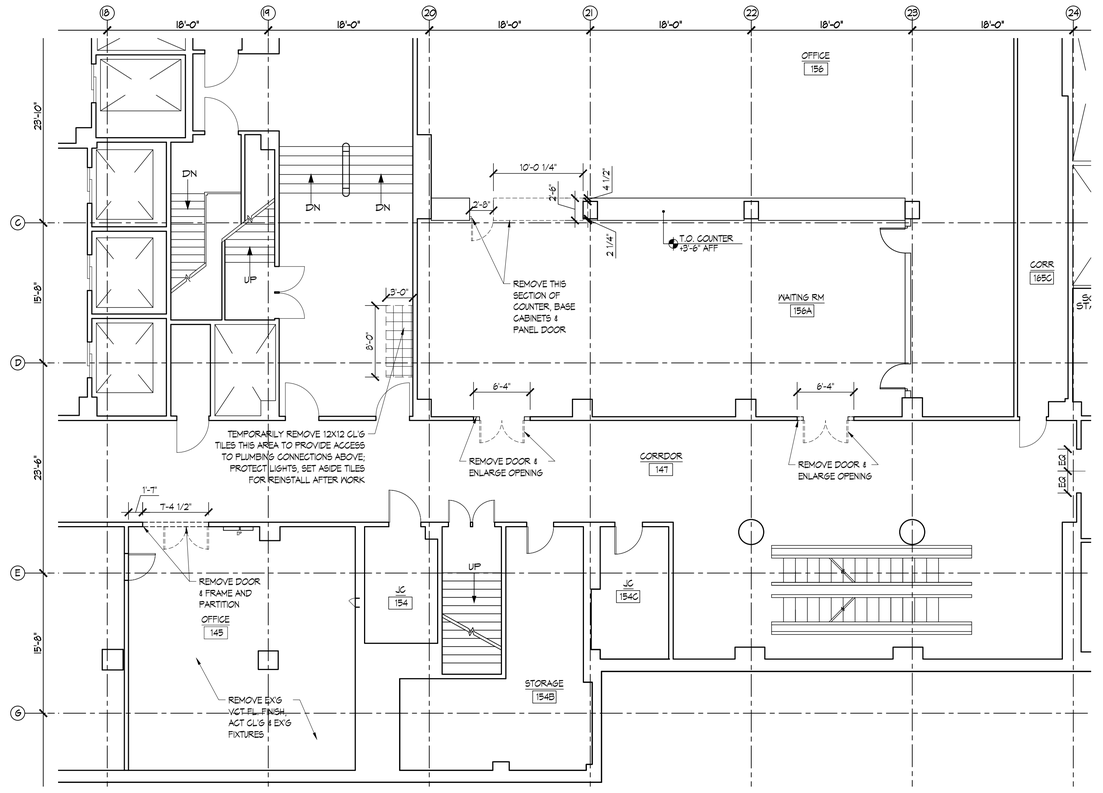

2 SELECTIVE REMOVALS PLAN - STORAGE & WAITING RM 156A
1/8" = 1'-0"

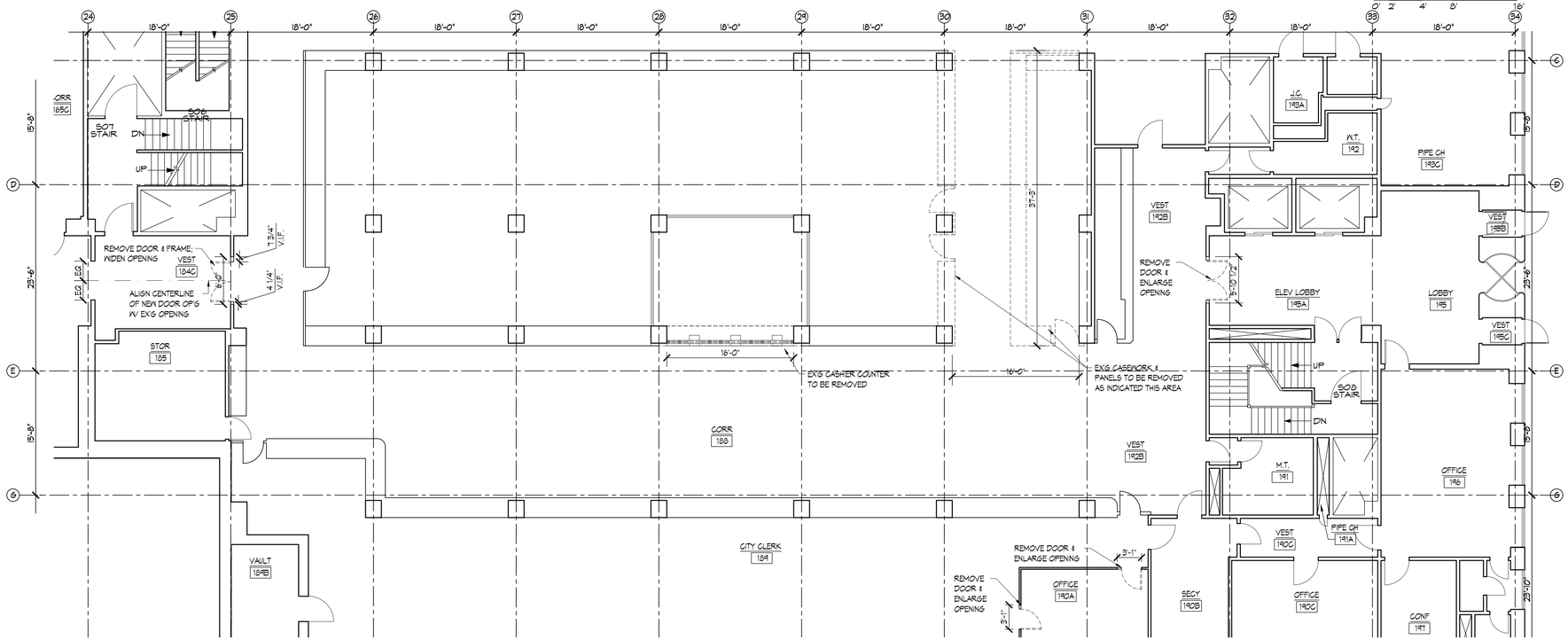

1 SELECTIVE REMOVALS PLAN - 1ST FL CITY CLERK 189
1/8" = 1'-0"

KINGS COUNTY SUPREME COURT BUILDING ACCESSIBILITY RENOVATIONS

360 Adams Street
Brooklyn NY 11201

Conditions

ALL IDEAS, DESIGN ARRANGEMENTS AND PLANS INDICATED OR REPRESENTED BY THIS DRAWING ARE OWNED BY, AND THE PROPERTY OF RONNETTE RILEY ARCHITECT AND WERE CREATED, EVOLVED AND DEVELOPED FOR THE USE ON, AND IN CONNECTION WITH THE SPECIFIED PROJECT.
NONE OF SUCH IDEAS, DESIGNS, ARRANGEMENTS OR PLANS SHALL BE USED BY OR DISCLOSED TO ANY PERSON, FIRM OR CORPORATION FOR ANY PURPOSE WHATSOEVER WITHOUT THE WRITTEN PERMISSION OF RONNETTE RILEY ARCHITECT.

© Copyright Ronnette Riley *Architect* 2021

Ronnette Riley *Architect*

494 Eighth Avenue, 15th Floor
New York, NY 10001
T 212 594 4015
F 212 594 2868
www.ronnetteriley.com

MEP Engineer:

Loring Consulting Engineers, Inc.
360 West 31st Street, 14th Floor
New York, NY 10001-2727
T 212-563 7400
www.loringengineers.com
New York City .Washington, DC . Princeton . Durham . Toronto

Structural Engineer:

Silman
32 Old Slip, 10th Floor
New York, NY 10005
T 212-620 7970
www.Silman.com

Rev	Date	Issue
	11 JUN 2021	Issue for SD Review
	22 OCT 2021	DD Review
	23 NOV 2021	DD Submission
	4 MAR 2022	Issue for Final DD
	6 DEC 2022	CD Review
	23 MAR 2023	CD FINAL

Title

1ST FL SELECTIVE REMOVAL PLANS

Date	06-11-2021
Project No.	4107
Drawing By	SN
CHK By	BTL
Scale	1/8" = 1'-0"

DM102.00 (DOB Rev)

_ of _

DOB SCAN

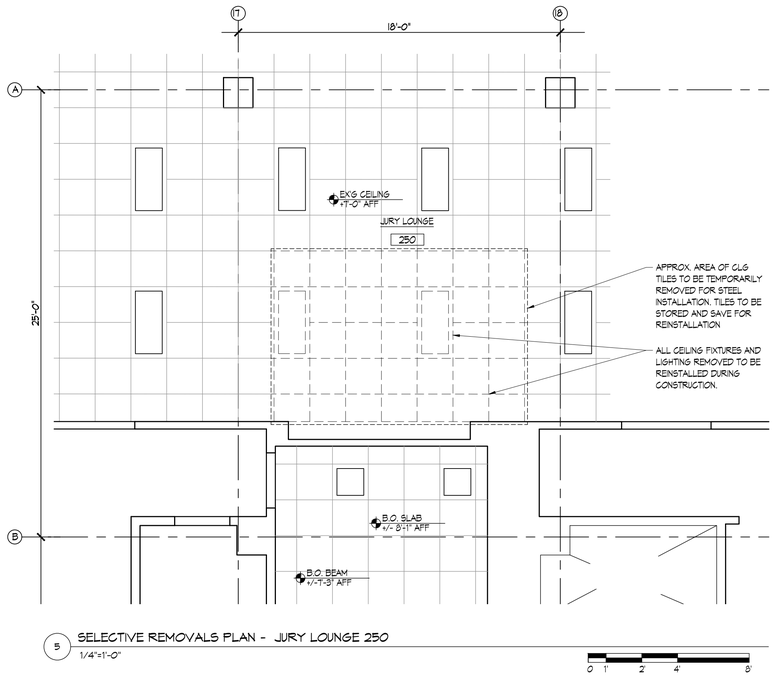

5 SELECTIVE REMOVALS PLAN - JURY LOUNGE 250
1/4"=1'-0"

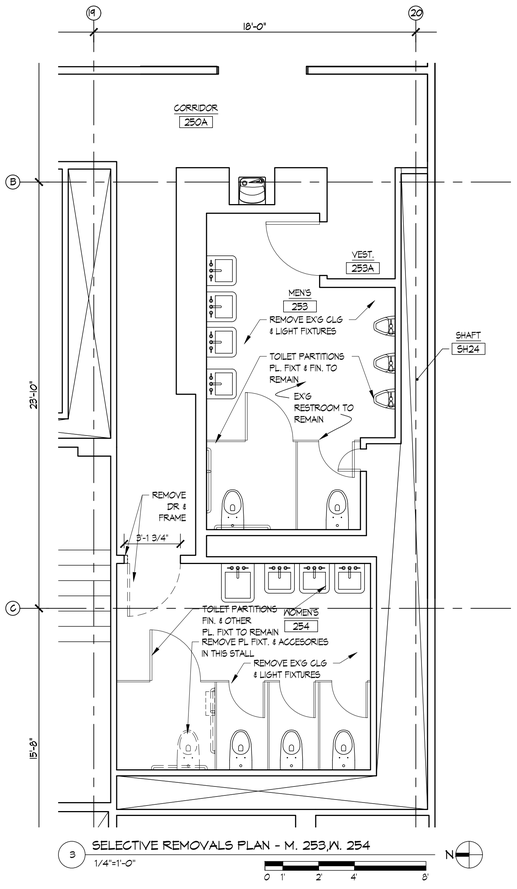

3 SELECTIVE REMOVALS PLAN - M. 253,W. 254
1/4"=1'-0"

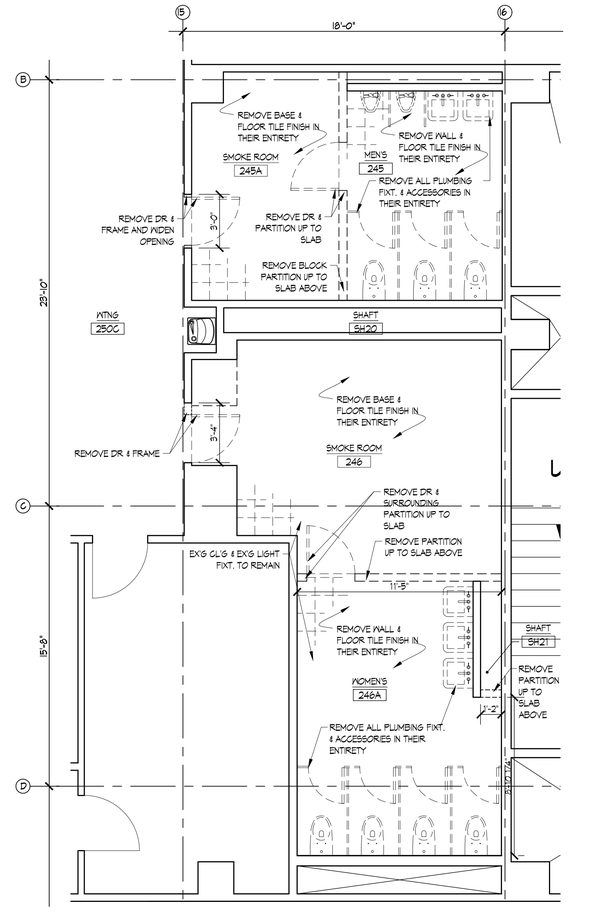

2 SELECTIVE REMOVALS PLAN - M. 246 W. 246A
1/4"=1'-0"

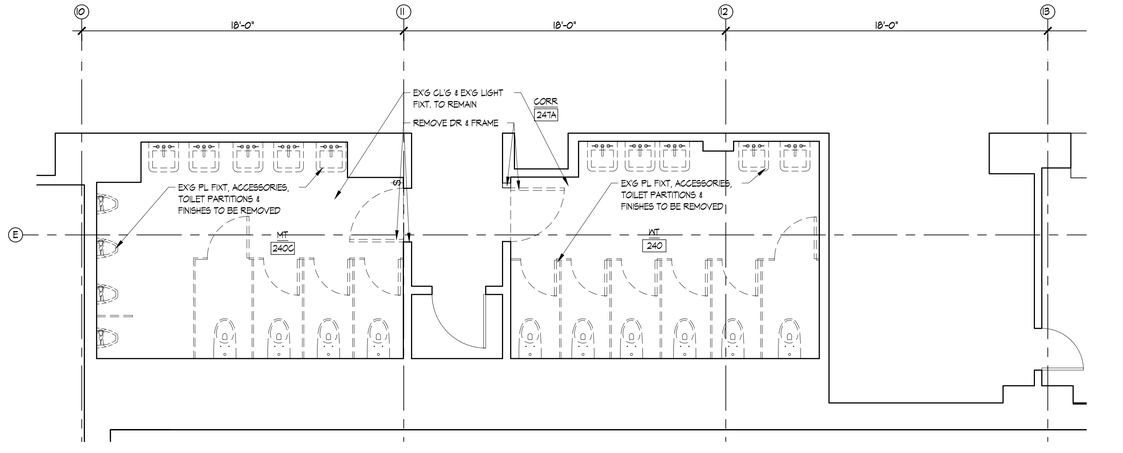

1 SELECTIVE REMOVALS PLAN - M. TOILET 240
1/4"=1'-0"

KINGS COUNTY SUPREME COURT BUILDING ACCESSIBILITY RENOVATIONS

360 Adams Street
Brooklyn NY 11201

Conditions

ALL IDEAS, DESIGNS, ARRANGEMENTS AND PLANS INDICATED OR REPRESENTED BY THIS DRAWING ARE OWNED BY, AND THE PROPERTY OF RONNETTE RILEY ARCHITECT AND WERE CREATED, EVOLVED AND DEVELOPED FOR THE USE ON, AND IN CONNECTION WITH THE SPECIFIED PROJECT.
NONE OF SUCH IDEAS, DESIGNS, ARRANGEMENTS OR PLANS SHALL BE USED BY OR DISCLOSED TO ANY PERSON, FIRM OR CORPORATION FOR ANY PURPOSE WHATSOEVER WITHOUT THE WRITTEN PERMISSION OF RONNETTE RILEY ARCHITECT.

© Copyright Ronnette Riley *Architect* 2021

Ronnette Riley *Architect*

494 Eighth Avenue, 15th Floor
New York, NY 10001
T 212 594 4015
F 212 594 2868
www.ronnetteriley.com

MEP Engineer:

Loring Consulting Engineers, Inc.
360 West 31st Street, 14th Floor
New York, NY 10001-2727
T 212-563 7400
www.loringengineers.com
New York City .Washington, DC . Princeton . Durham . Toronto

Structural Engineer:

Silman
32 Old Slip, 10th Floor
New York, NY 10005
T 212-620 7970
www.Silman.com

Rev	Date	Issue
	11 JUN 2021	Issue for SD Review
	22 OCT 2021	DD Review
	23 NOV 2021	DD Submission
	4 MAR 2022	Issue for Final DD
	6 DEC 2022	CD Review
	23 MAR 2023	CD FINAL

Title

2ND FL SELECTIVE REMOVAL PLANS - 1

Date	06-11-2021
Project No.	4107
Drawing By	SN/CQ
CHK By	BTZ
Scale	1/4" = 1'-0"

DOB Rev
DM103.00
_ of __

DOB SCAN

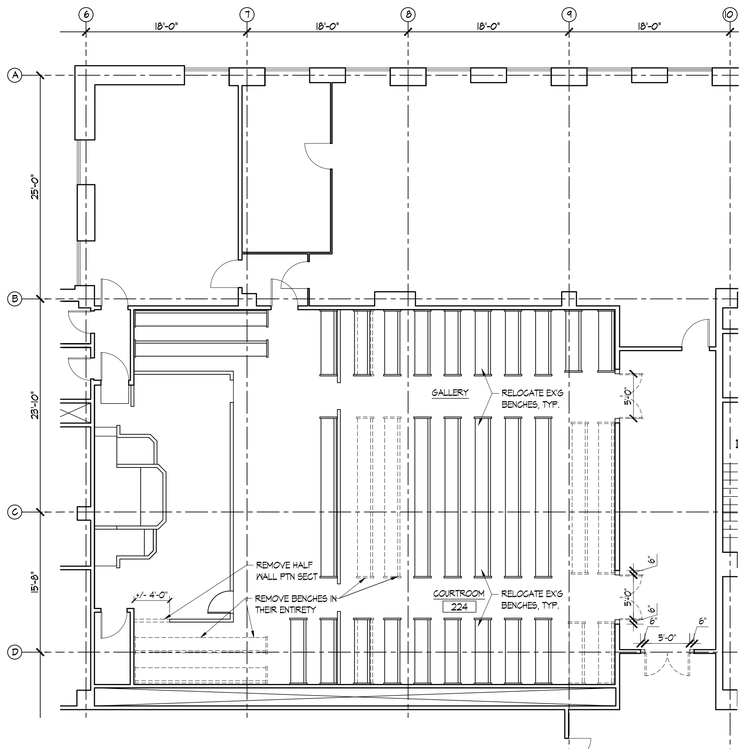

3 SELECTIVE REMOVALS PLAN - COUTROOM 224
1/8"=1'-0"

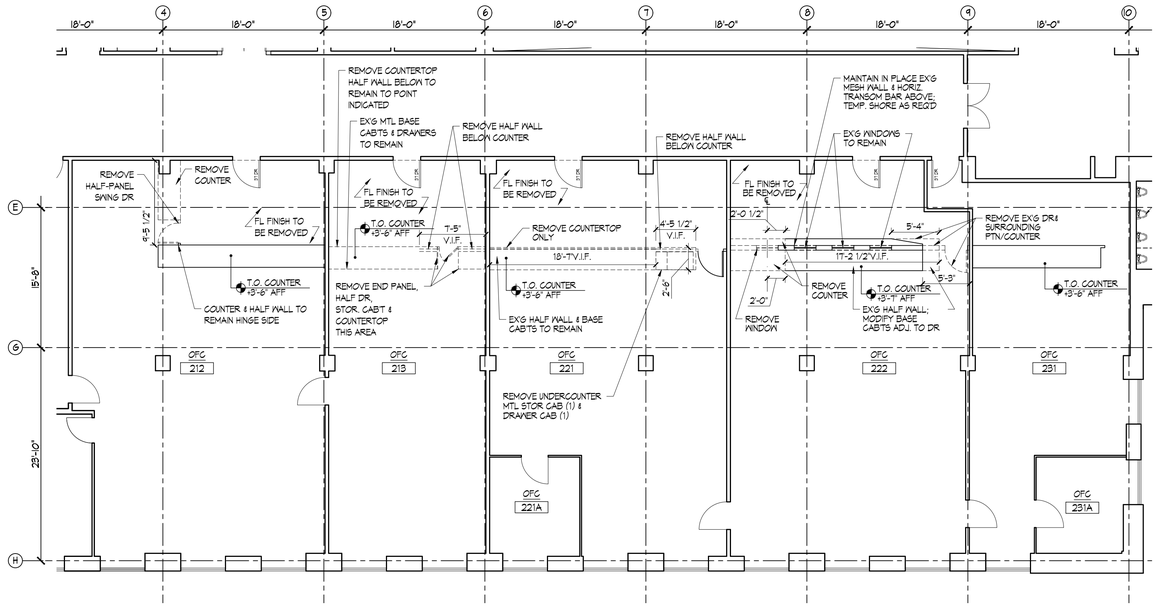

2 SELECTIVE REMOVALS PLAN - OFFICES
1/8"=1'-0"

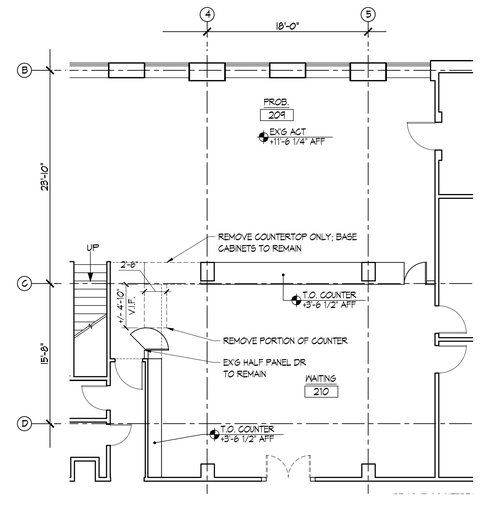

1 SELECTIVE REMOVALS PLAN - WAITING 209-210
1/8"=1'-0"

KINGS COUNTY SUPREME COURT BUILDING ACCESSIBILITY RENOVATIONS

360 Adams Street
Brooklyn NY 11201

Conditions

ALL IDEAS, DESIGNS, ARRANGEMENTS AND PLANS INDICATED OR REPRESENTED BY THIS DRAWING ARE OWNED BY, AND THE PROPERTY OF RONNETTE RILEY ARCHITECT AND WERE CREATED, EVOLVED AND DEVELOPED FOR THE USE ON, AND IN CONNECTION WITH THE SPECIFIED PROJECT.
NONE OF SUCH IDEAS, DESIGNS, ARRANGEMENTS OR PLANS SHALL BE USED BY OR DISCLOSED TO ANY PERSON, FIRM OR CORPORATION FOR ANY PURPOSE WHATSOEVER WITHOUT THE WRITTEN PERMISSION OF RONNETTE RILEY ARCHITECT.

© Copyright Ronnette Riley *Architect* 2021

Ronnette Riley *Architect*

494 Eighth Avenue, 15th Floor
New York, NY 10001
T 212 594 4015
F 212 594 2868
www.ronnetteriley.com

MEP Engineer:

Loring Consulting Engineers, Inc.
360 West 31st Street, 14th Floor
New York, NY 10001-2727
T 212-563 7400
www.loringengineers.com
New York City .Washington, DC . Princeton . Durham . Toronto

Structural Engineer:

Silman
32 Old Slip, 10th Floor
New York, NY 10005
T 212-620 7970
www.Silman.com

Rev	Date	Issue
	11 JUN 2021	Issue for SD Review
	22 OCT 2021	DD Review
	23 NOV 2021	DD Submission
	4 MAR 2022	Issue for Final DD
	6 DEC 2022	CD Review
	23 MAR 2023	CD FINAL

Title

2ND FL SELECTIVE REMOVAL PLANS - 2

Date	06-11-2021
Project No.	4107
Drawing By	SN/CQ
CHK By	BTZ
Scale	1/8" = 1'-0"

DOB Rev
DM104.00
_ of __

DOB SCAN

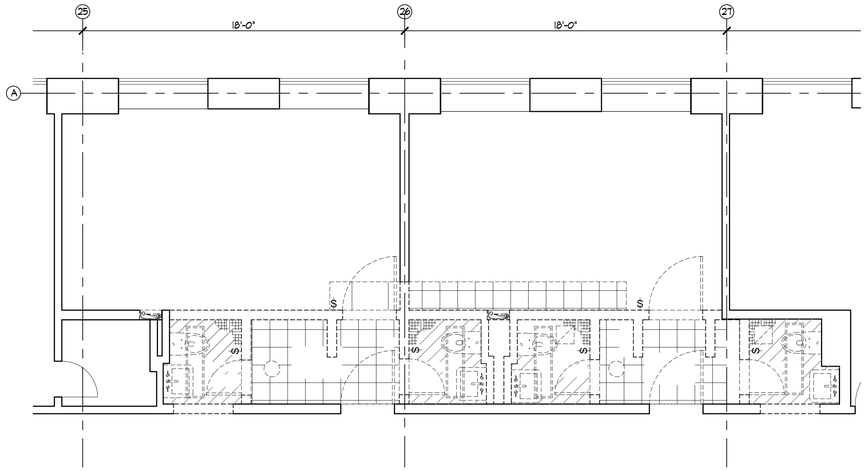

7 SELECTIVE REMOVALS PLAN
1/4"=1'-0"

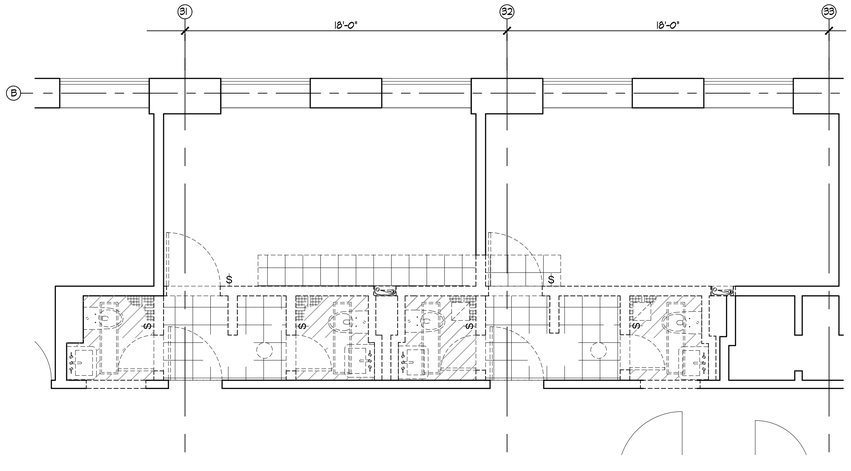

6 SELECTIVE REMOVALS PLAN
1/4"=1'-0"

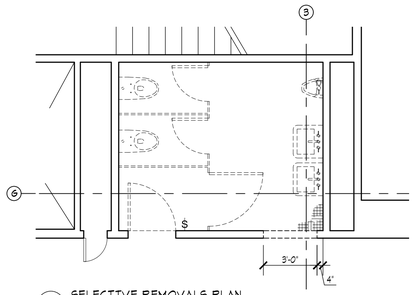

5 SELECTIVE REMOVALS PLAN
1/4"=1'-0"

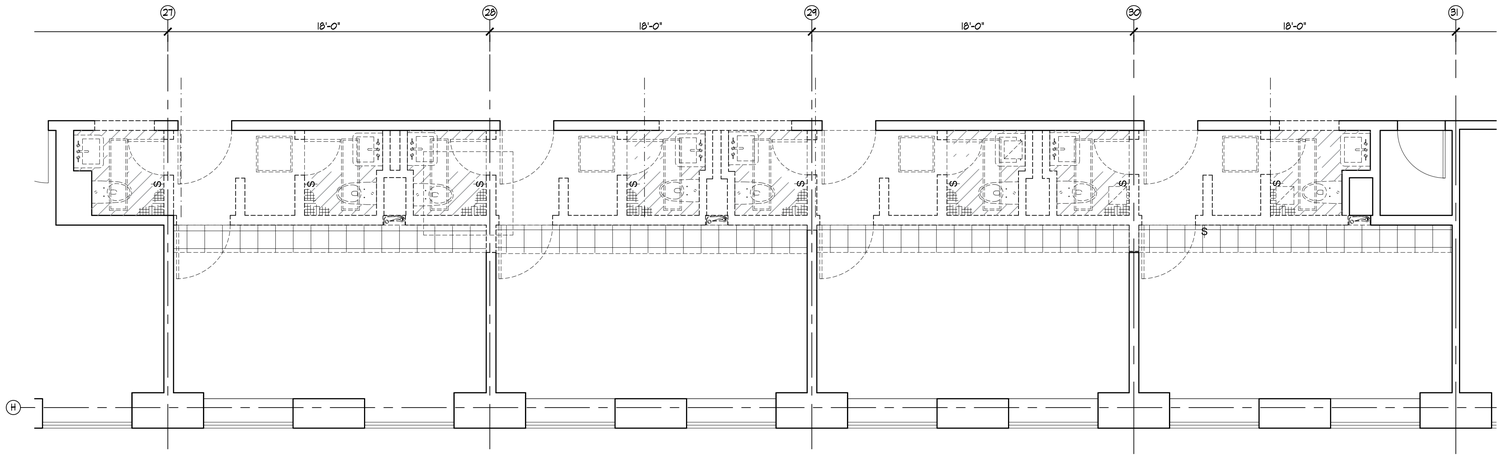

4 SELECTIVE REMOVALS PLAN
1/4"=1'-0"

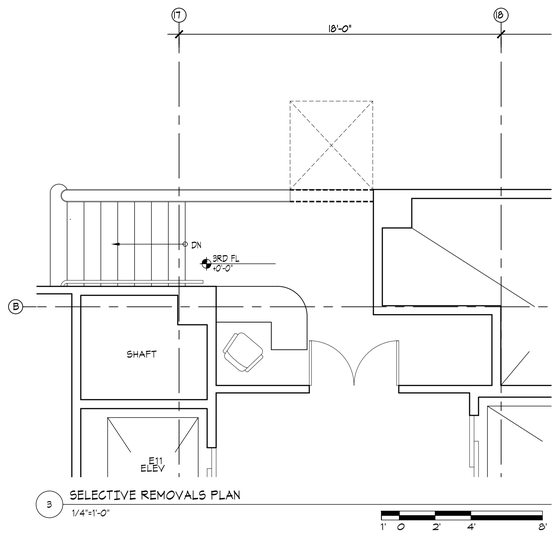

3 SELECTIVE REMOVALS PLAN
1/4"=1'-0"

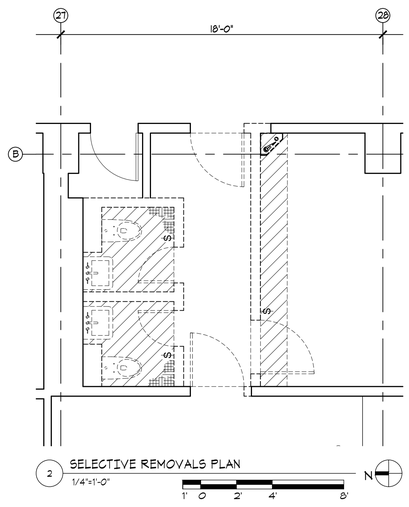

2 SELECTIVE REMOVALS PLAN
1/4"=1'-0"

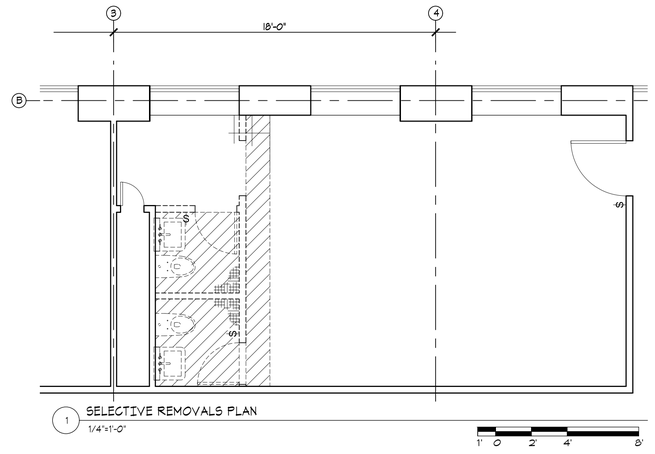

1 SELECTIVE REMOVALS PLAN
1/4"=1'-0"

11 JUN 2021	Issue for SD Review
22 OCT 2021	DD Review
23 NOV 2021	DD Submission
4 MAR 2022	Issue for Final DD
6 DEC 2022	CD Review
23 MAR 2023	CD FINAL

3RD FL SELECTIVE REMOVAL PLANS - 1

SN
BTL
1/4" = 1'-0"

DM105.00
_ of __

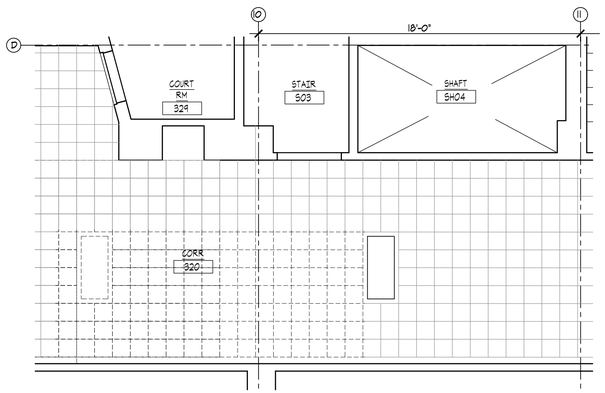

5 SELECTIVE REMOVALS PLAN - CORRIDOR RCP OUTSIDE OF 317D, 335D
1/4"=1'-0"

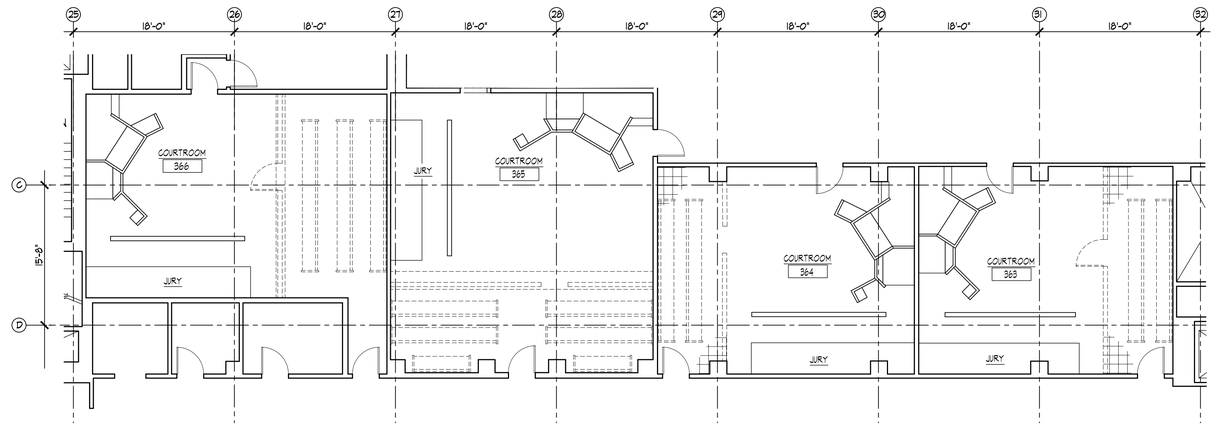

4 CT RM 363, 364, 365 & 366 SELECTIVE REMOVALS PLAN
1/8"=1'-0"

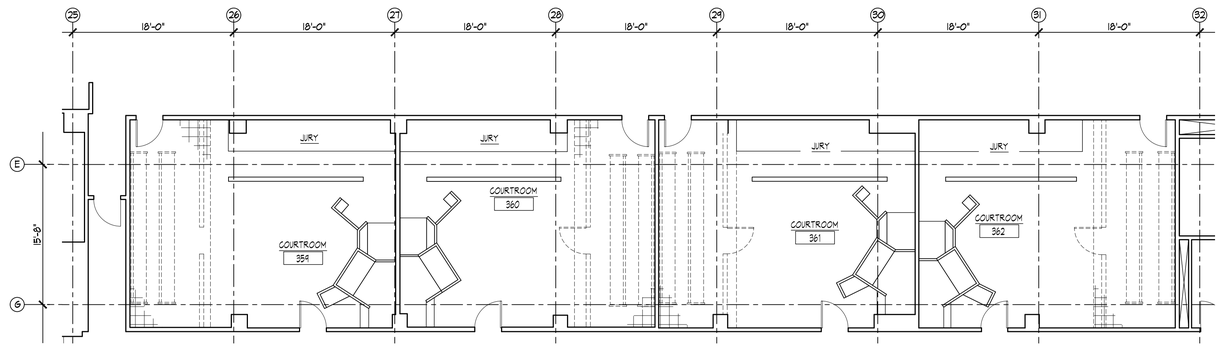

3 CT RM 359, 360, 361 & 362 SELECTIVE REMOVALS PLAN
1/8"=1'-0"

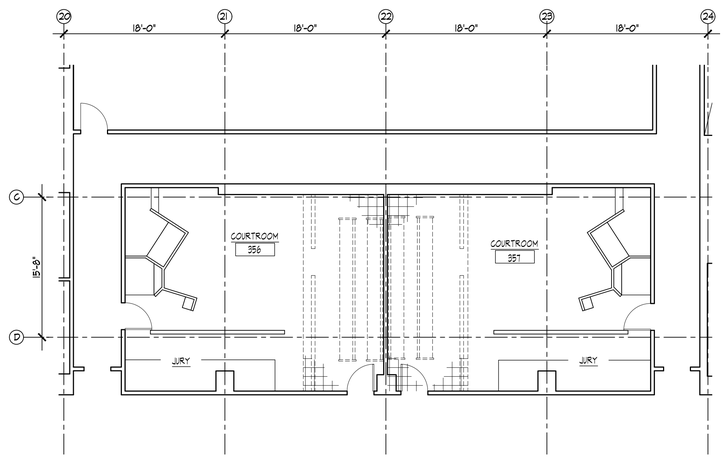

2 CT RM 356 & 357 SELECTIVE REMOVALS PLAN
1/8"=1'-0"

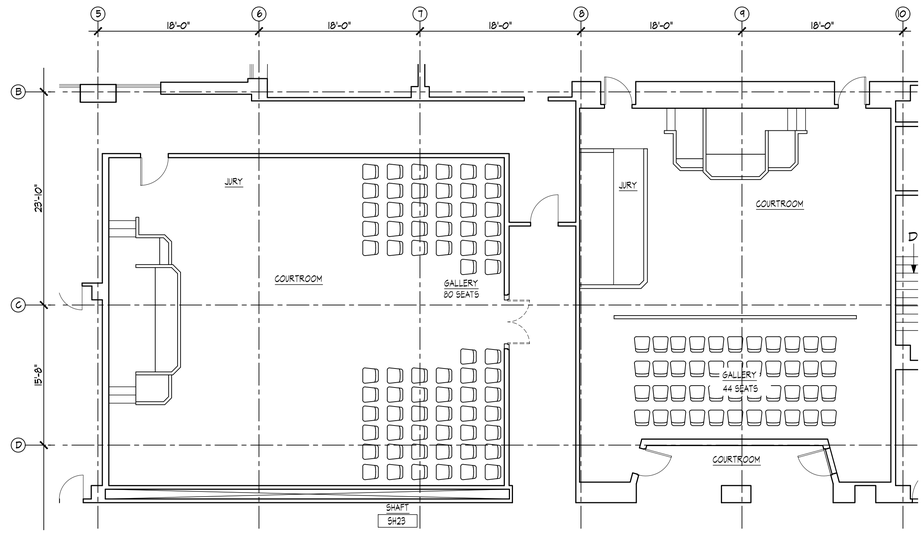

1 CT RM 319 & 329 SELECTIVE REMOVALS PLAN
1/8"=1'-0"

11 JUN 2021	Issue for SD Review
22 OCT 2021	DD Review
23 NOV 2021	DD Submission
4 MAR 2022	Issue for Final DD
6 DEC 2022	CD Review
23 MAR 2023	CD FINAL

3RD FL SELECTIVE REMOVAL PLANS - 2

SN
BTL
1/8" = 1'-0"

DM106.00
_ of __

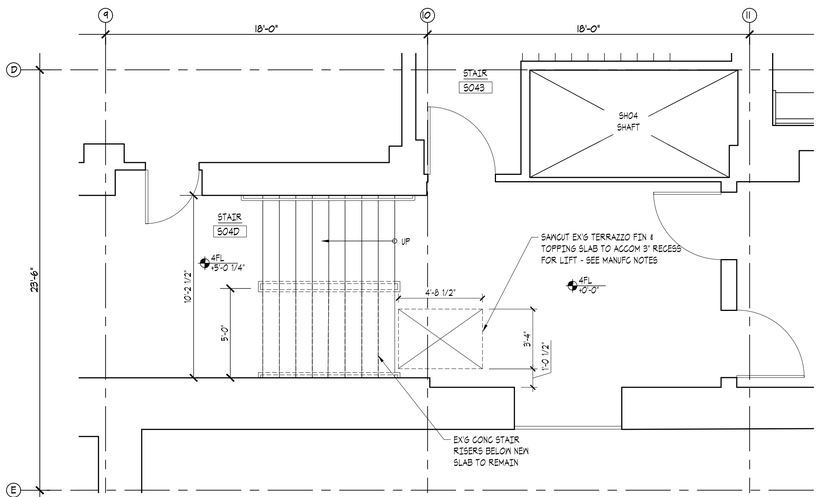

4 SELECTIVE REMOVALS PLAN
1/4"=1'-0"

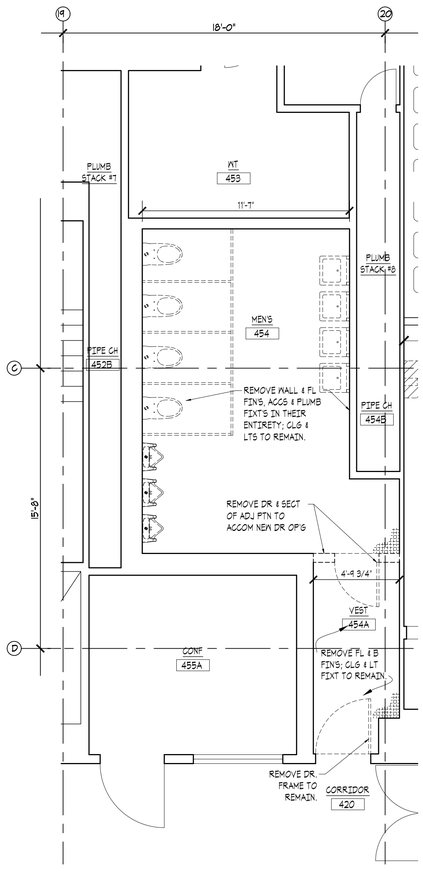

3 M. TOILET 454 REMOVALS PLAN
1/4"=1'-0"

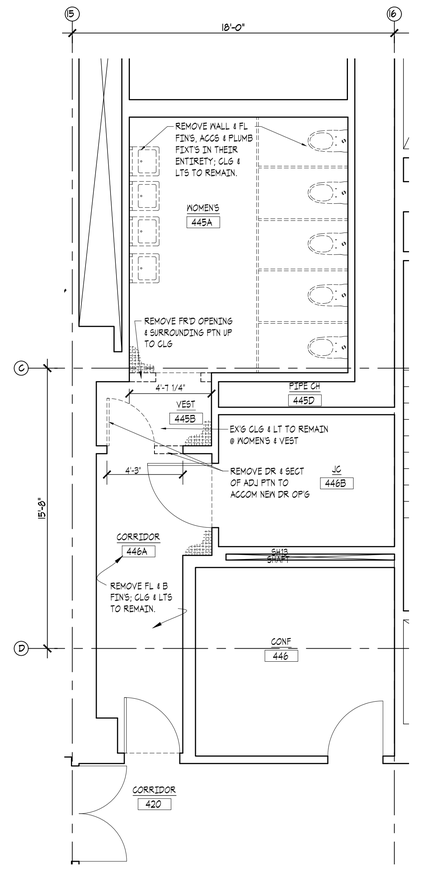

2 W. TOILET 445A REMOVALS PLAN
1/4"=1'-0"

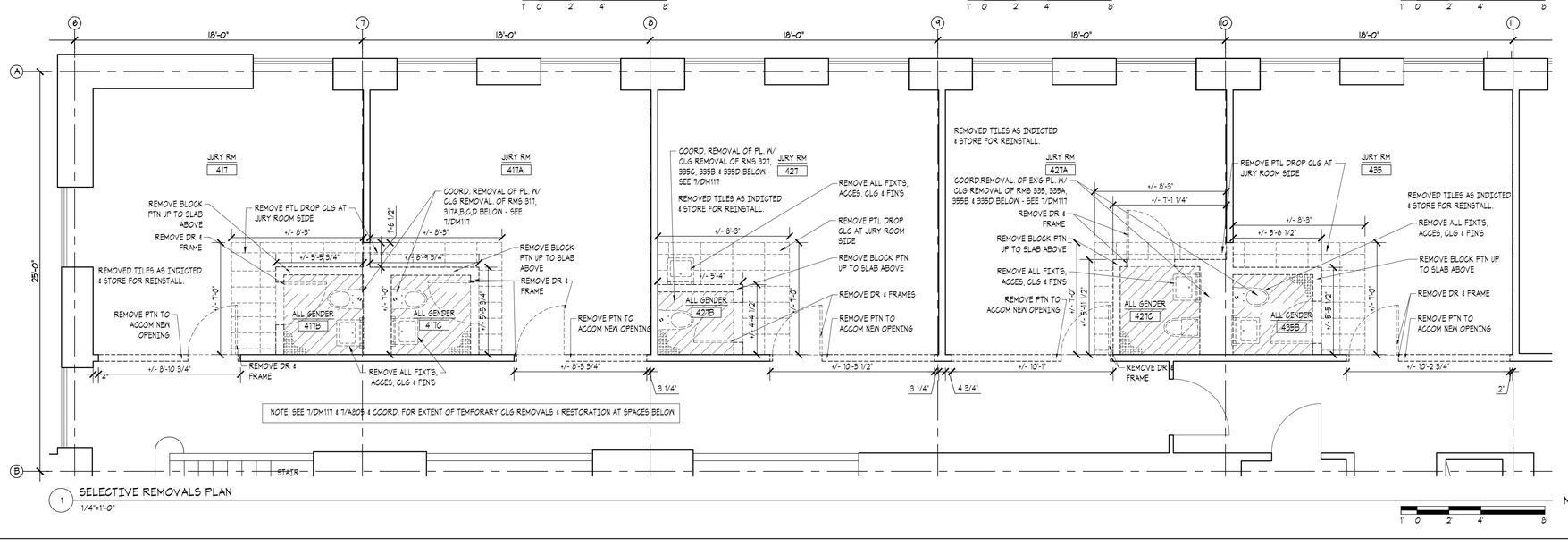

1 SELECTIVE REMOVALS PLAN
1/4"=1'-0"

KINGS COUNTY SUPREME COURT BUILDING ACCESSIBILITY RENOVATIONS

360 Adams Street
Brooklyn NY 11201

Conditions

ALL IDEAS, DESIGN, ARRANGEMENTS AND PLANS INDICATED OR REPRESENTED BY THIS DRAWING ARE OWNED BY, AND THE PROPERTY OF RONNETTE RILEY ARCHITECT AND WERE CREATED, EVOLVED AND DEVELOPED FOR THE USE ON, AND IN CONNECTION WITH THE SPECIFIED PROJECT.
NONE OF SUCH IDEAS, DESIGNS, ARRANGEMENTS OR PLANS SHALL BE USED BY OR DISCLOSED TO ANY PERSON, FIRM OR CORPORATION FOR ANY PURPOSE WHATSOEVER WITHOUT THE WRITTEN PERMISSION OF RONNETTE RILEY ARCHITECT.

© Copyright Ronnette Riley *Architect* 2021

Ronnette Riley *Architect*

494 Eighth Avenue, 15th Floor
New York, NY 10001
T 212 594 4015
F 212 594 2868
www.ronnetteriley.com

MEP Engineer:

Loring Consulting Engineers, Inc.
360 West 31st Street, 14th Floor
New York, NY 10001-2727
T 212-563 7400
www.loringengineers.com
New York City .Washington, DC . Princeton . Durham . Toronto

Structural Engineer:

Silman
32 Old Slip, 10th Floor
New York, NY 10005
T 212-620 7970
www.Silman.com

Rev	Date	Issue
	11 JUN 2021	Issue for SD Review
	22 OCT 2021	DD Review
	23 NOV 2021	DD Submission
	4 MAR 2022	Issue for Final DD
	6 DEC 2022	CD Review
	23 MAR 2023	CD FINAL

Title

4TH FL SELECTIVE REMOVAL PLANS - 1

Date	06-11-2021
Project No.	4107
Drawing By	KGS
CHK By	BL
Scale	1/4" = 1'-0"

DOB Rev

DM-107.00

_ of __

DOB SCAN

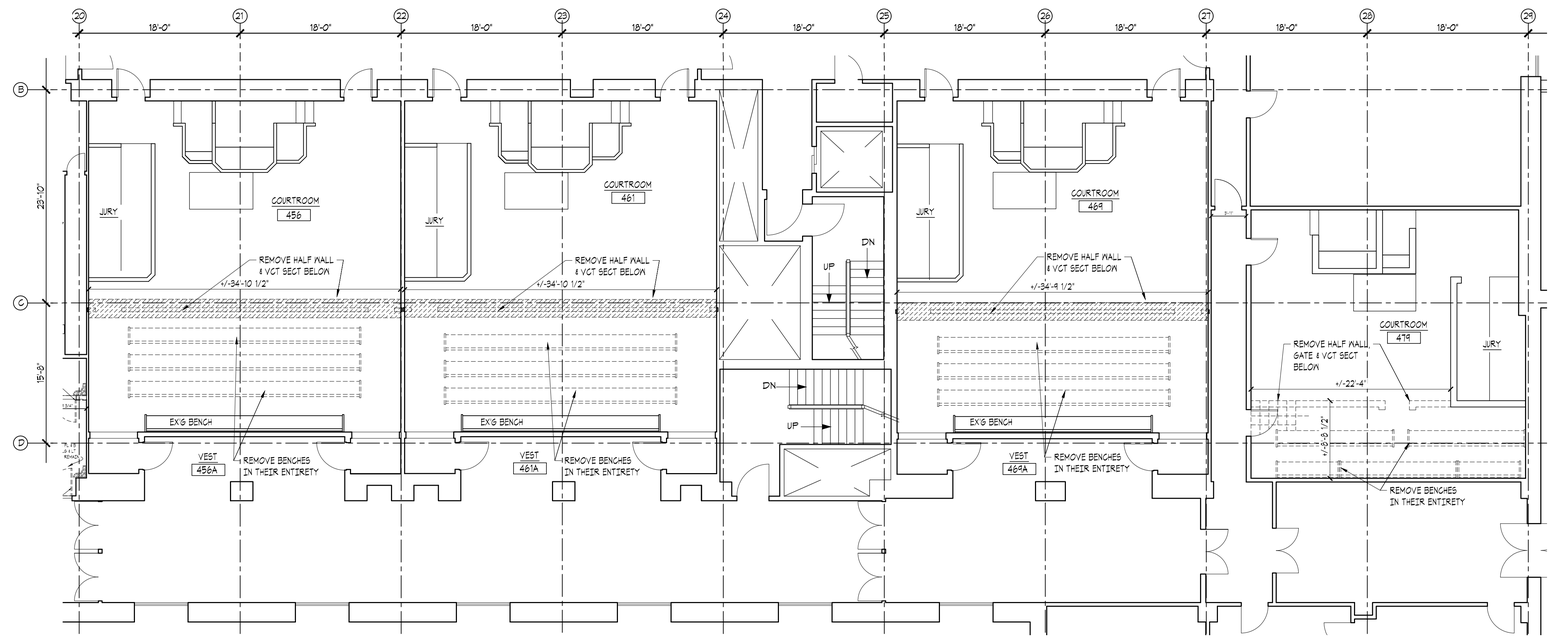

3 CT RM 456, 461, 469 & 479 REMOVAL PLAN
1/8"=1'-0"

0 2' 4' 8' 16' N

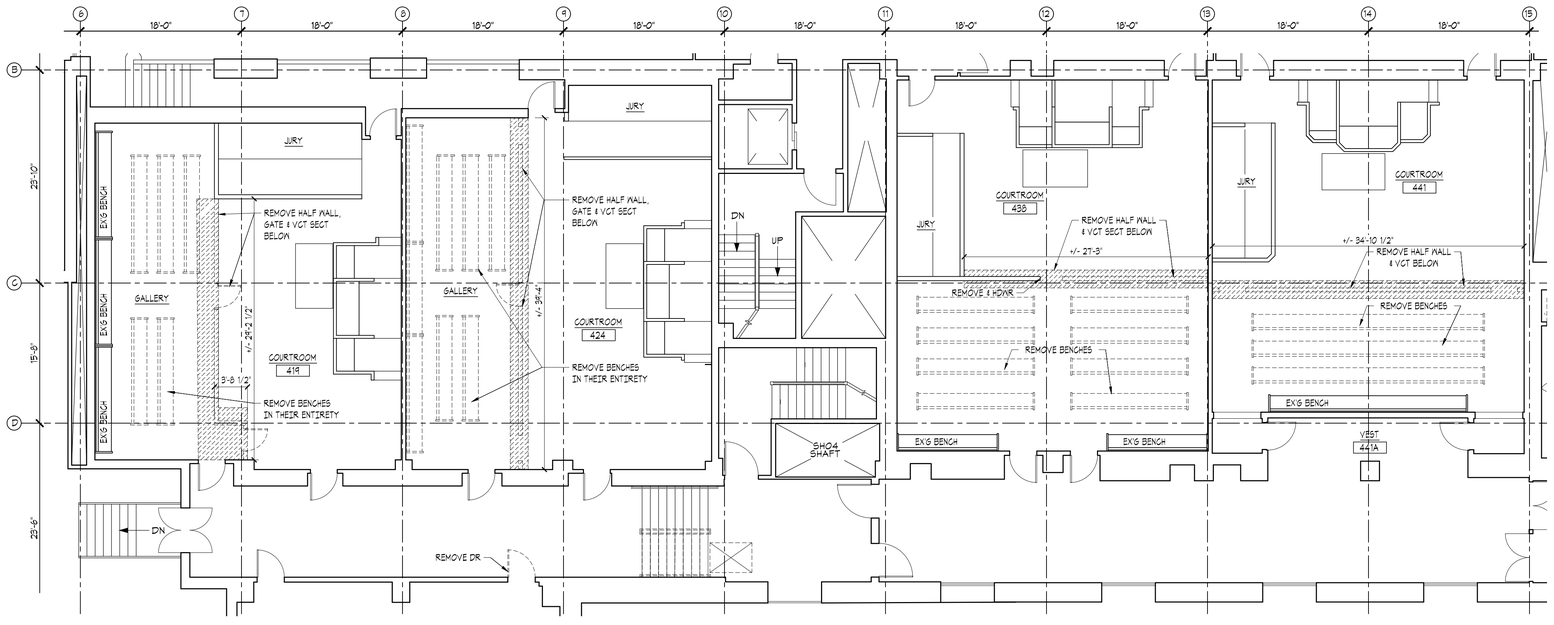

1 CT RM 419, 424, 438 & 441 REMOVAL PLAN
1/8"=1'-0"

0 2' 4' 8' 16' N

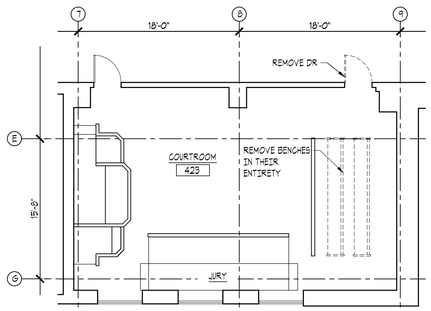

2 CT RM 423 CONSTRUCTION PLAN
1/8"=1'-0"

0 2' 4' 8' 16' N

KINGS COUNTY SUPREME COURT BUILDING ACCESSIBILITY RENOVATIONS

360 Adams Street
Brooklyn NY 11201

Conditions

ALL IDEAS, DESIGNS, ARRANGEMENTS AND PLANS INDICATED OR REPRESENTED BY THIS DRAWING ARE OWNED BY, AND THE PROPERTY OF RONNETTE RILEY ARCHITECT AND WERE CREATED, EVOLVED AND DEVELOPED FOR THE USE ON, AND IN CONNECTION WITH THE SPECIFIED PROJECT.
NONE OF SUCH IDEAS, DESIGNS, ARRANGEMENTS OR PLANS SHALL BE USED BY OR DISCLOSED TO ANY PERSON, FIRM OR CORPORATION FOR ANY PURPOSE WHATSOEVER WITHOUT THE WRITTEN PERMISSION OF RONNETTE RILEY ARCHITECT.

© Copyright Ronnette Riley *Architect* 2021

Ronnette Riley *Architect*

494 Eighth Avenue, 15th Floor
New York, NY 10001
T 212 594 4015
F 212 594 2868
www.ronnetteriley.com

MEP Engineer:

Loring Consulting Engineers, Inc.
360 West 31st Street, 14th Floor
New York, NY 10001-2727
T 212-563 7400
www.loringengineers.com
New York City .Washington, DC . Princeton . Durham . Toronto

Structural Engineer:

Silman
32 Old Slip, 10th Floor
New York, NY 10005
T 212-620 7970
www.Silman.com

Rev	Date	Issue
	11 JUN 2021	Issue for SD Review
	22 OCT 2021	DD Review
	23 NOV 2021	DD Submission
	4 MAR 2022	Issue for Final DD
	6 DEC 2022	CD Review
	23 MAR 2023	CD FINAL

Title

4TH FL SELECTIVE REMOVAL PLANS - 2

Date	06-11-2021
Project No.	4107
Drawing By	SN/CQ
CHK By	BL
Scale	1/8" = 1'-0"

DOB Rev

DM-108.00

_ of __

DOB SCAN

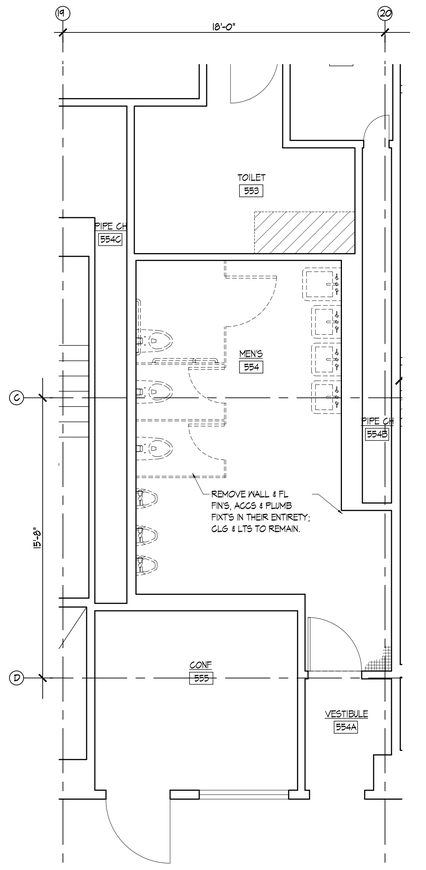

3 M. TOILET 554 REMOVAL PLAN
1/4"=1'-0"

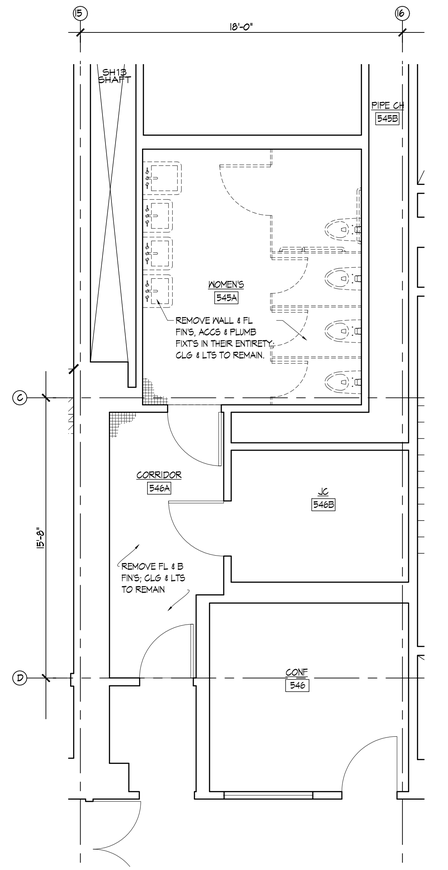

2 W. TOILET 545A REMOVAL PLAN
1/4"=1'-0"

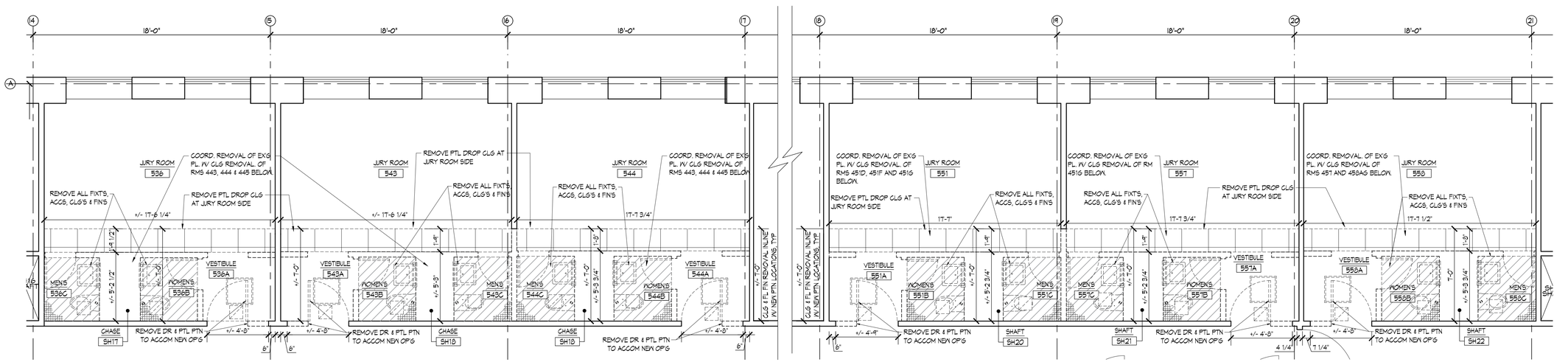

1 JURY RM 536, 543, 544, 551, 557 & 550 REMOVAL PLAN
1/4"=1'-0"

KINGS COUNTY SUPREME COURT BUILDING ACCESSIBILITY RENOVATIONS

360 Adams Street
Brooklyn NY 11201

Conditions

ALL IDEAS, DESIGNS, ARRANGEMENTS AND PLANS INDICATED OR REPRESENTED BY THIS DRAWING ARE OWNED BY, AND THE PROPERTY OF RONNETTE RILEY ARCHITECT AND WERE CREATED, EVOLVED AND DEVELOPED FOR THE USE ON, AND IN CONNECTION WITH THE SPECIFIED PROJECT.
NONE OF SUCH IDEAS, DESIGNS, ARRANGEMENTS OR PLANS SHALL BE USED BY OR DISCLOSED TO ANY PERSON, FIRM OR CORPORATION FOR ANY PURPOSE WHATSOEVER WITHOUT THE WRITTEN PERMISSION OF RONNETTE RILEY ARCHITECT.

© Copyright Ronnette Riley *Architect* 2021

Ronnette Riley *Architect*

494 Eighth Avenue, 15th Floor
New York, NY 10001
T 212 594 4015
F 212 594 2868
www.ronnetteriley.com

MEP Engineer:

Loring Consulting Engineers, Inc.
360 West 31st Street, 14th Floor
New York, NY 10001-2727
T 212-563 7400
www.loringengineers.com
New York City .Washington, DC . Princeton . Durham . Toronto

Structural Engineer:

Silman
32 Old Slip, 10th Floor
New York, NY 10005
T 212-620 7970
www.Silman.com

Rev	Date	Issue
	11 JUN 2021	Issue for SD Review
	22 OCT 2021	DD Review
	23 NOV 2021	DD Submission
	4 MAR 2022	Issue for Final DD
	6 DEC 2022	CD Review
	23 MAR 2023	CD FINAL

Title

5TH FL SELECTIVE REMOVAL PLANS - 1

Date	06-11-2021
Project No.	4107
Drawing By	SN/CQ
CHK By	BL
Scale	1/8" = 1'-0"

DOB Rev
DM109 .00
_ of __

DOB SCAN

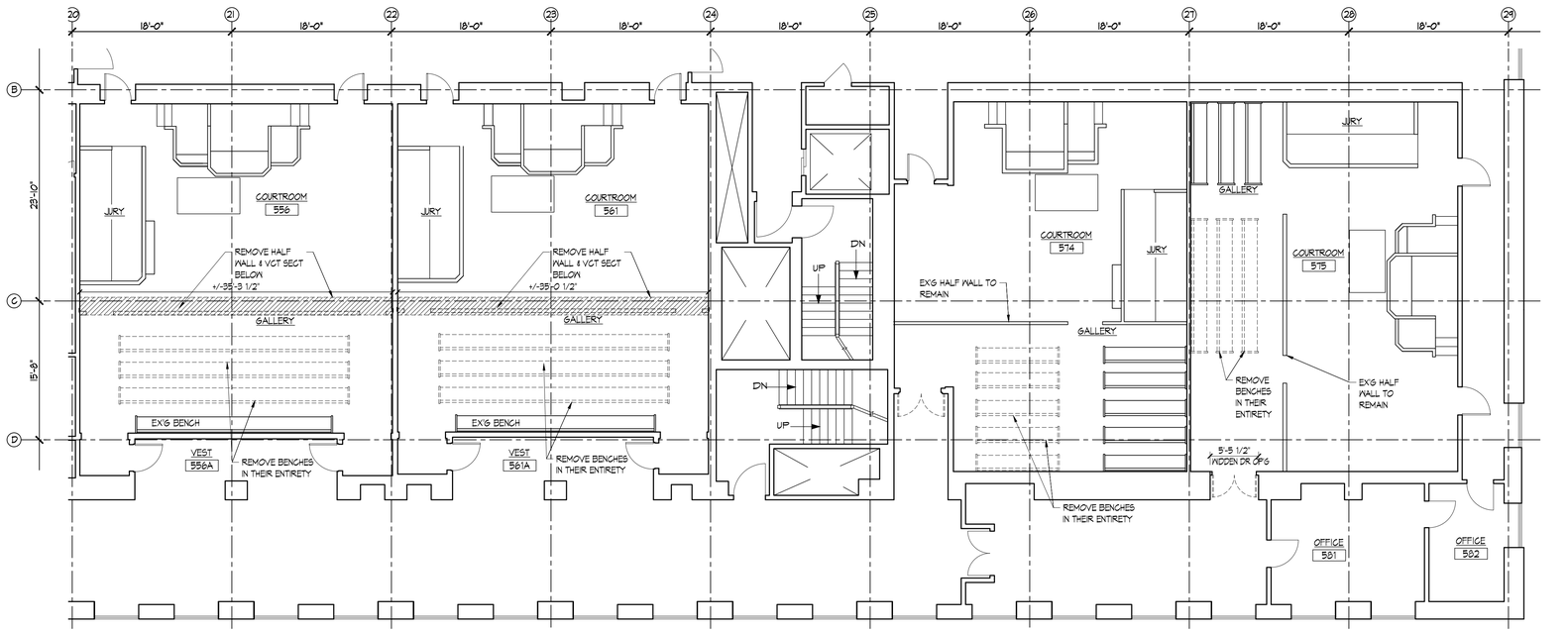

2 JURY RM 574, 575, 556 & 561, REMOVAL PLAN
1/8"=1'-0"

N
2' 0 4' 8' 16'

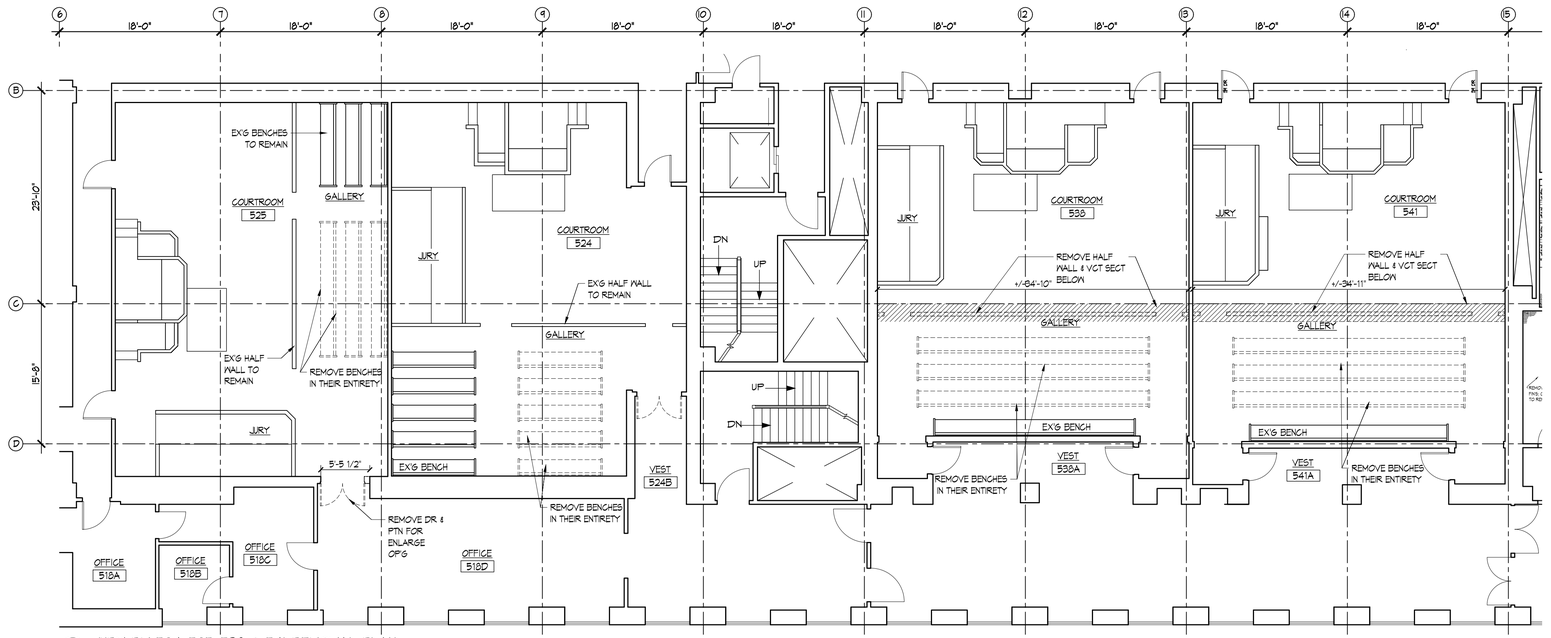

1 JURY RM 524, 525, 538 & 541 REMOVAL PLAN
1/8"=1'-0"

N
2' 0 4' 8' 16'

KINGS COUNTY SUPREME COURT BUILDING ACCESSIBILITY RENOVATIONS

360 Adams Street
Brooklyn NY 11201

Conditions

ALL IDEAS, DESIGNS, ARRANGEMENTS AND PLANS INDICATED OR REPRESENTED BY THIS DRAWING ARE OWNED BY, AND THE PROPERTY OF RONNETTE RILEY ARCHITECT AND WERE CREATED, EVOLVED AND DEVELOPED FOR THE USE ON, AND IN CONNECTION WITH THE SPECIFIED PROJECT.
NONE OF SUCH IDEAS, DESIGNS, ARRANGEMENTS OR PLANS SHALL BE USED BY OR DISCLOSED TO ANY PERSON, FIRM OR CORPORATION FOR ANY PURPOSE WHATSOEVER WITHOUT THE WRITTEN PERMISSION OF RONNETTE RILEY ARCHITECT.

© Copyright Ronnette Riley *Architect* 2021

Ronnette Riley *Architect*

494 Eighth Avenue, 15th Floor
New York, NY 10001
T 212 594 4015
F 212 594 2868
www.ronnetteriley.com

MEP Engineer:

Loring Consulting Engineers, Inc.
360 West 31st Street, 14th Floor
New York, NY 10001-2727
T 212-563 7400
www.loringengineers.com
New York City .Washington, DC . Princeton . Durham . Toronto

Structural Engineer:

Silman
32 Old Slip, 10th Floor
New York, NY 10005
T 212-620 7970
www.Silman.com

Rev	Date	Issue
	11 JUN 2021	Issue for SD Review
	22 OCT 2021	DD Review
	23 NOV 2021	DD Submission
	4 MAR 2022	Issue for Final DD
	6 DEC 2022	CD Review
	23 MAR 2023	CD FINAL

Title
5TH FL SELECTIVE REMOVAL PLANS - 2

Date	06-11-2021
Project No.	4107
Drawing By	SN
CHK By	BTL
Scale	1/8" = 1'-0"

DOB Rev
DM110 .00
_ of __

DOB SCAN

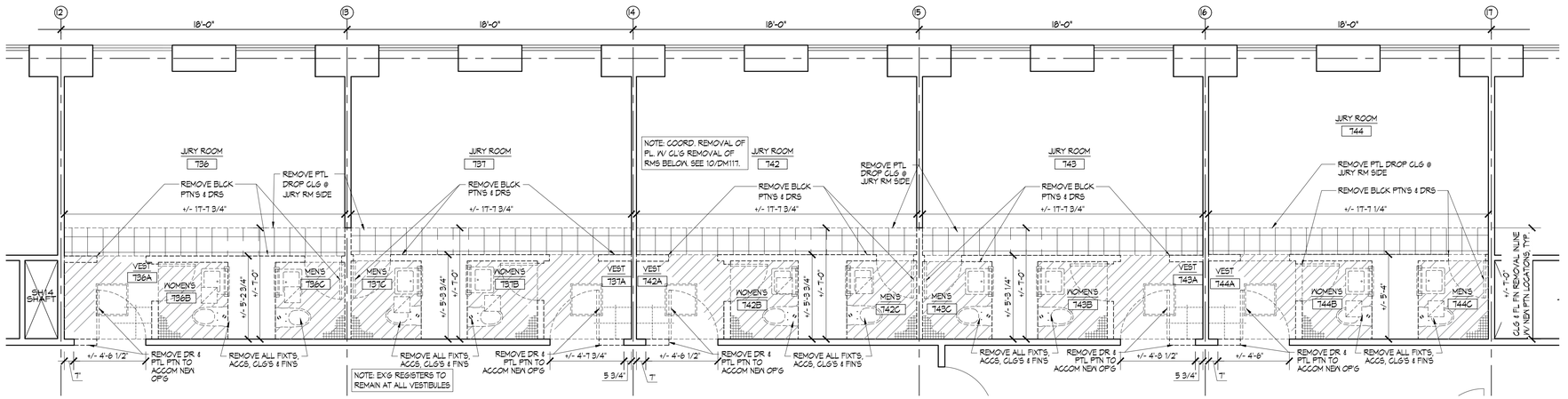

6 SELECTIVE REMOVALS - JURY RM 736, 737, 742, 743, 744
1/4"=1'-0"

5 NOT USED
1/4"=1'-0"

4 NOT USED
1/4"=1'-0"

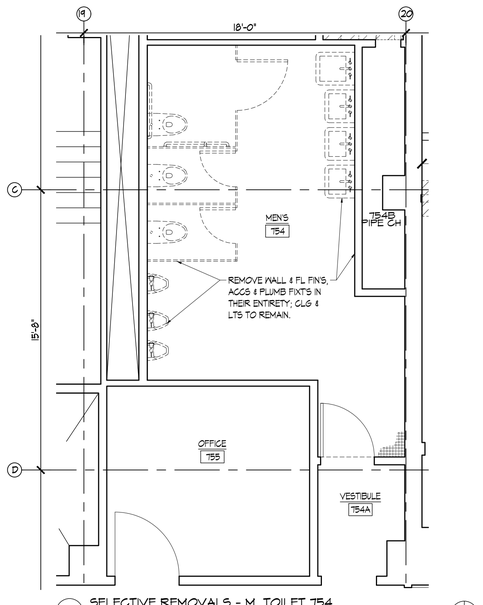

3 SELECTIVE REMOVALS - M. TOILET 754
1/4"=1'-0"

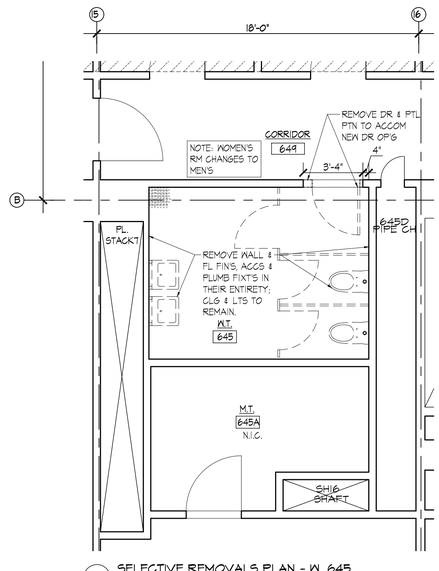

2 SELECTIVE REMOVALS PLAN - W. 645
1/4"=1'-0"

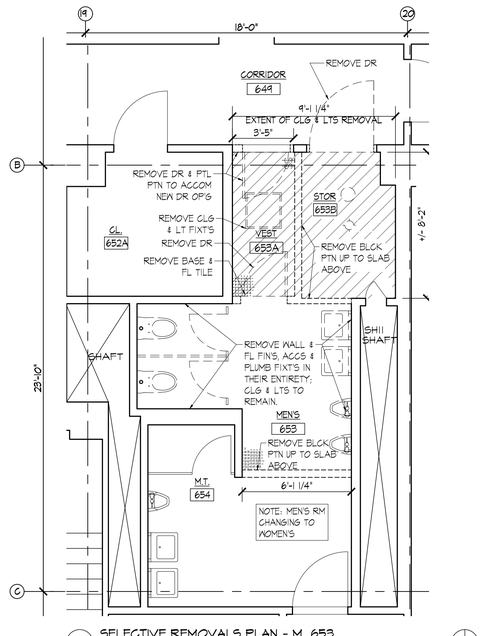

1 SELECTIVE REMOVALS PLAN - M. 653
1/4"=1'-0"

KINGS COUNTY SUPREME COURT BUILDING ACCESSIBILITY RENOVATIONS

360 Adams Street
Brooklyn NY 11201

Conditions

ALL IDEAS, DESIGNS, ARRANGEMENTS AND PLANS INDICATED OR REPRESENTED BY THIS DRAWING ARE OWNED BY, AND THE PROPERTY OF RONNETTE RILEY ARCHITECT AND WERE CREATED, EVOLVED AND DEVELOPED FOR THE USE ON, AND IN CONNECTION WITH THE SPECIFIED PROJECT.
NONE OF SUCH IDEAS, DESIGNS, ARRANGEMENTS OR PLANS SHALL BE USED BY OR DISCLOSED TO ANY PERSON, FIRM OR CORPORATION FOR ANY PURPOSE WHATSOEVER WITHOUT THE WRITTEN PERMISSION OF RONNETTE RILEY ARCHITECT.

© Copyright Ronnette Riley *Architect* 2021

Ronnette Riley *Architect*

494 Eighth Avenue, 15th Floor
New York, NY 10001
T 212 594 4015
F 212 594 2868
www.ronnetteriley.com

MEP Engineer:

Loring Consulting Engineers, Inc.
360 West 31st Street, 14th Floor
New York, NY 10001-2727
T 212-563 7400
www.loringengineers.com
New York City .Washington, DC . Princeton . Durham . Toronto

Structural Engineer:

Silman
32 Old Slip, 10th Floor
New York, NY 10005
T 212-620 7970
www.Silman.com

Rev	Date	Issue
	11 JUN 2021	Issue for SD Review
	22 OCT 2021	DD Review
	23 NOV 2021	DD Submission
	4 MAR 2022	Issue for Final DD
	6 DEC 2022	CD Review
	23 MAR 2023	CD FINAL

Title

6TH & 7TH FL SELECTIVE REMOVAL PLANS

Date	06-11-2021
Project No.	4107
Drawing By	SN/CQ
CHK By	BTL
Scale	1/4" = 1'-0"

DOB Rev
DM111.00
_ of __

DOB SCAN

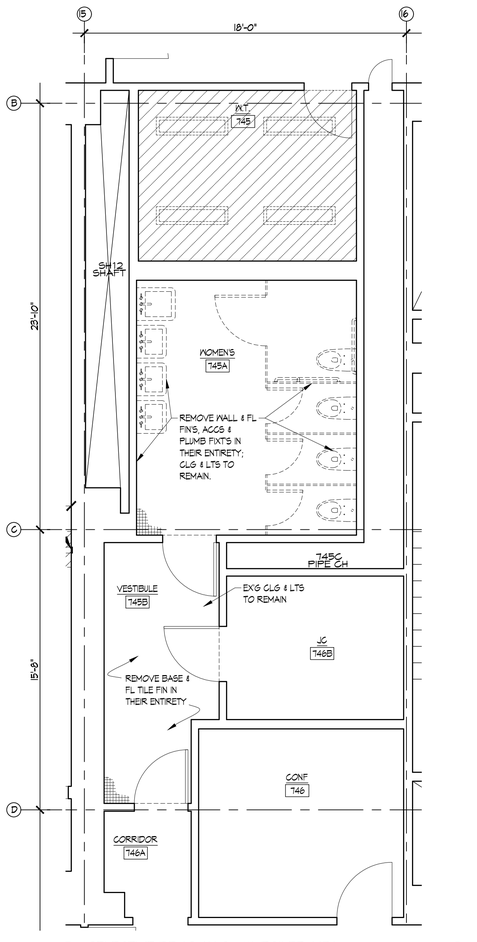

3 SELECTIVE REMOVALS - W. TOILET 745A
1/4"=1'-0"

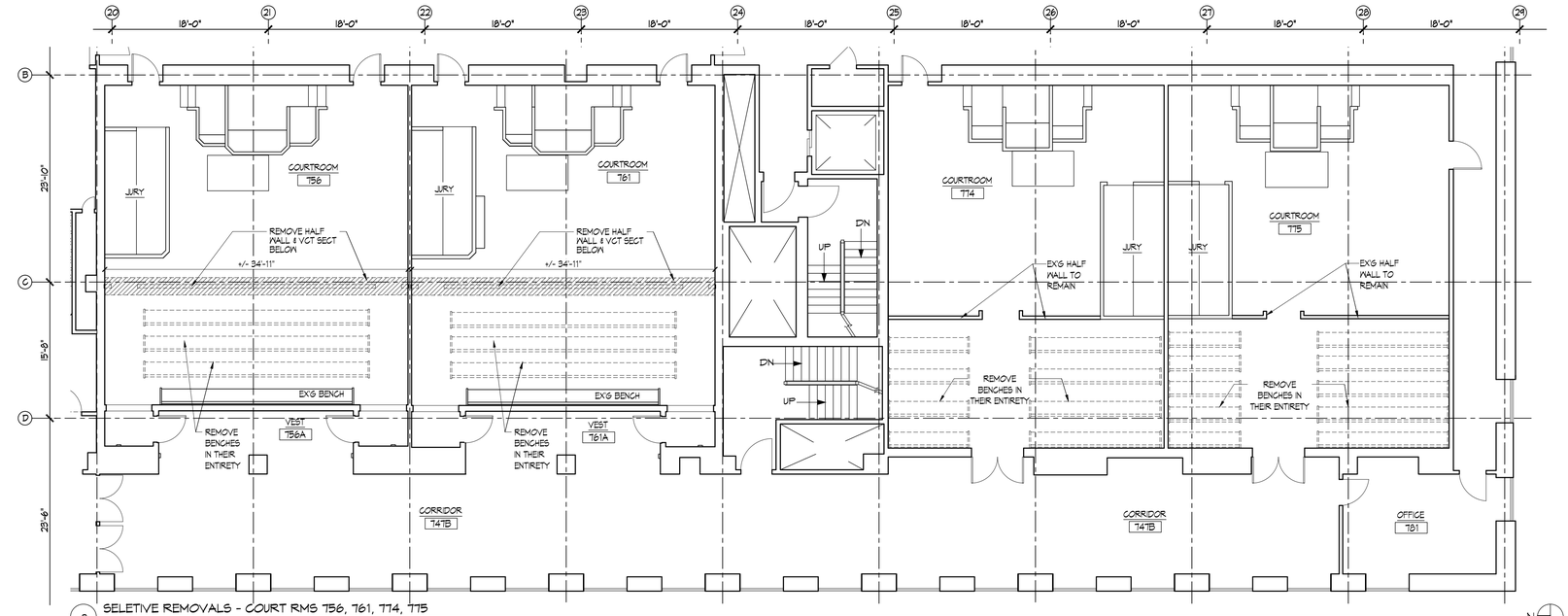

2 SELETIVE REMOVALS - COURT RMS 756, 761, 774, 775
1/8"=1'-0"

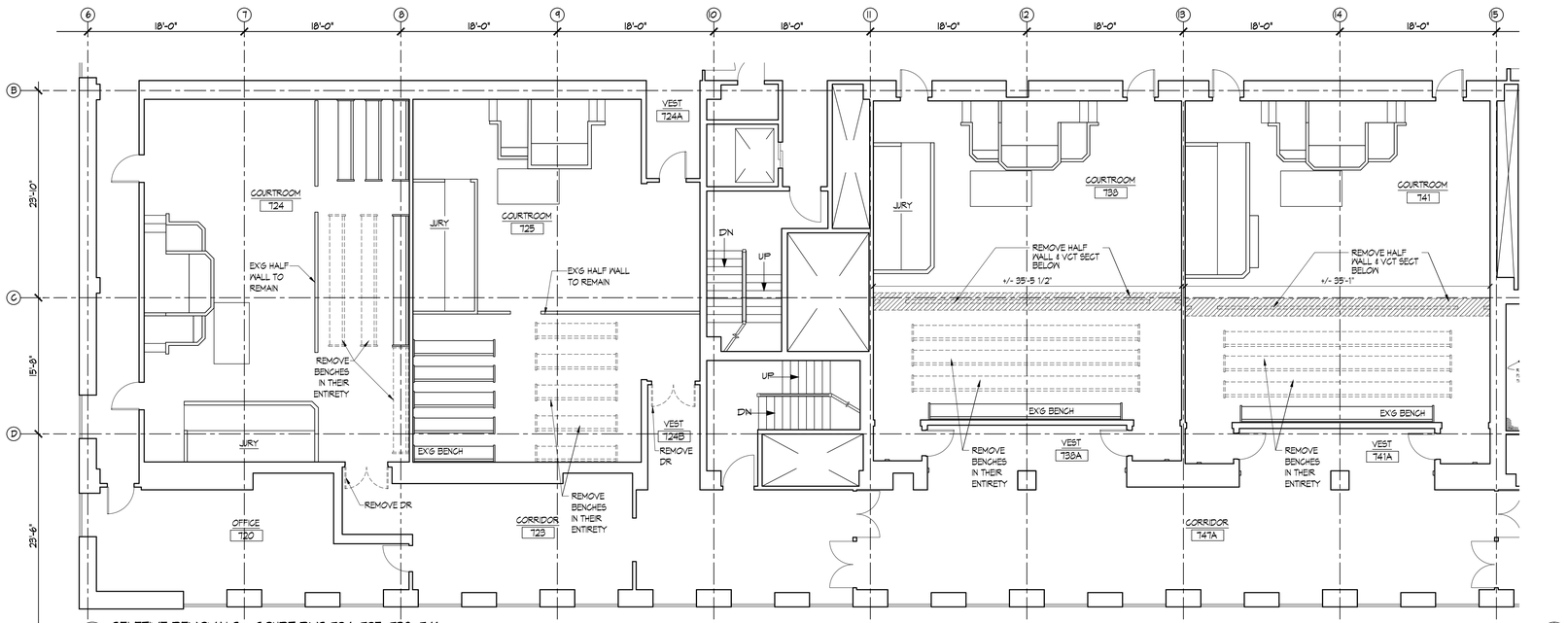

1 SELETIVE REMOVALS - COURT RMS 724, 725, 738, 741
1/8"=1'-0"

KINGS COUNTY SUPREME COURT BUILDING ACCESSIBILITY RENOVATIONS

360 Adams Street
Brooklyn NY 11201

Conditions

ALL IDEAS, DESIGNS, ARRANGEMENTS AND PLANS INDICATED OR REPRESENTED BY THIS DRAWING ARE OWNED BY, AND THE PROPERTY OF RONNETTE RILEY ARCHITECT AND WERE CREATED, EVOLVED AND DEVELOPED FOR THE USE ON, AND IN CONNECTION WITH THE SPECIFIED PROJECT.
NONE OF SUCH IDEAS, DESIGNS, ARRANGEMENTS OR PLANS SHALL BE USED BY OR DISCLOSED TO ANY PERSON, FIRM OR CORPORATION FOR ANY PURPOSE WHATSOEVER WITHOUT THE WRITTEN PERMISSION OF RONNETTE RILEY ARCHITECT.

© Copyright Ronnette Riley *Architect* 2021

Ronnette Riley *Architect*

494 Eighth Avenue, 15th Floor
New York, NY 10001
T 212 594 4015
F 212 594 2868
www.ronnetteriley.com

MEP Engineer:

Loring Consulting Engineers, Inc.
360 West 31st Street, 14th Floor
New York, NY 10001-2727
T 212-563 7400
www.loringengineers.com
New York City .Washington, DC . Princeton . Durham . Toronto

Structural Engineer:

Silman
32 Old Slip, 10th Floor
New York, NY 10005
T 212-620 7970
www.Silman.com

Rev	Date	Issue
	11 JUN 2021	Issue for SD Review
	22 OCT 2021	DD Review
	23 NOV 2021	DD Submission
	4 MAR 2022	Issue for Final DD
	6 DEC 2022	CD Review
	23 MAR 2023	CD FINAL

Title

7TH SELECTIVE REMOVAL PLANS

Date	06-11-2021
Project No.	4107
Drawing By	SN/CQ
CHK By	BTL
Scale	1/8" =1'-0"

DOB Rev
DM112.00
_ of __

DOB SCAN

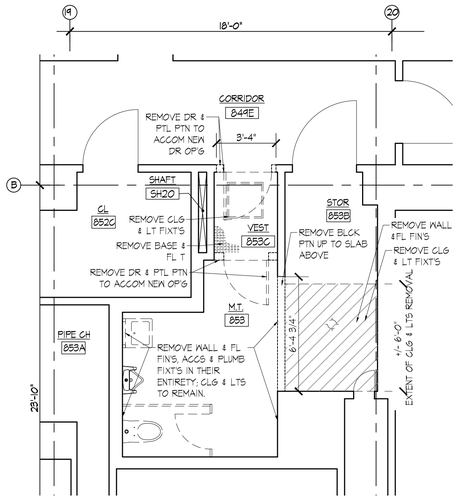

3 SELECTIVE REMOVALS PLAN
1/4"=1'-0"

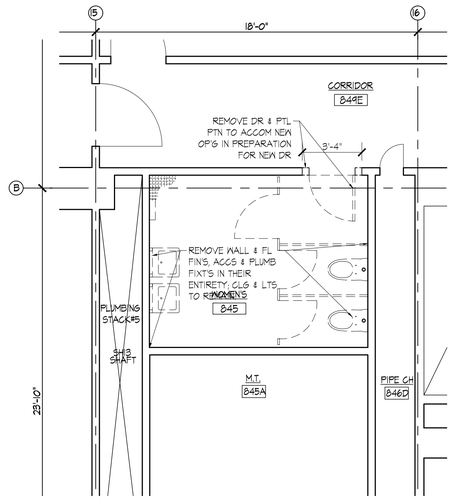

2 SELECTIVE REMOVALS PLAN
1/4"=1'-0"

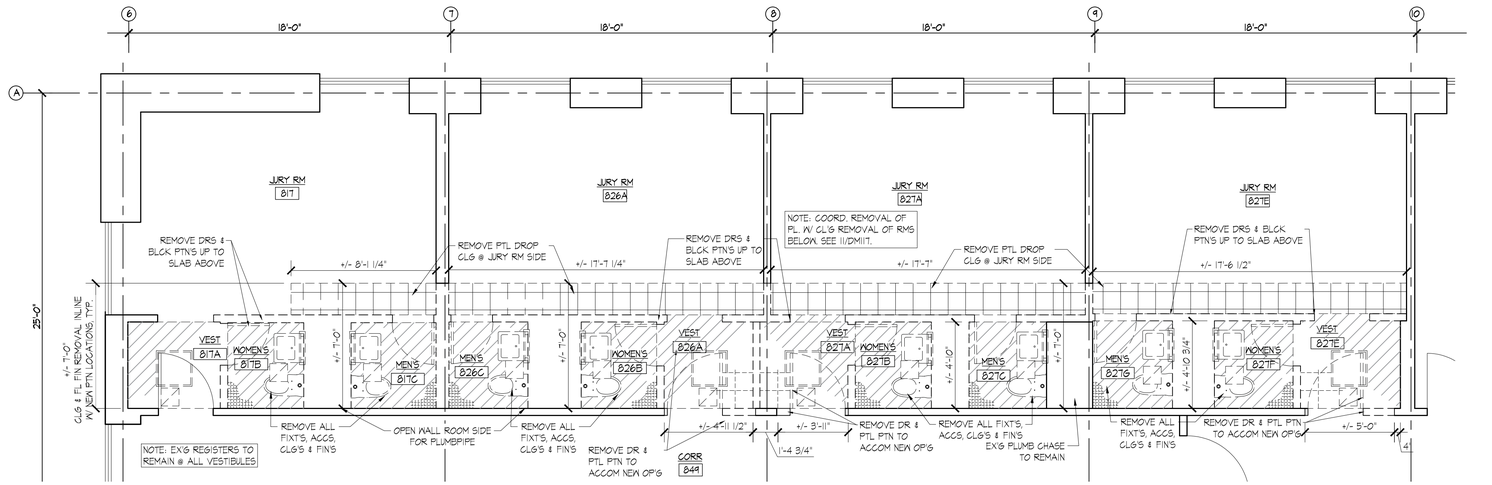

1 SELECTIVE REMOVALS PLAN
1/4"=1'-0"

KINGS COUNTY SUPREME COURT BUILDING ACCESSIBILITY RENOVATIONS

360 Adams Street
Brooklyn NY 11201

Conditions

ALL IDEAS, DESIGNS, ARRANGEMENTS AND PLANS INDICATED OR REPRESENTED BY THIS DRAWING ARE OWNED BY, AND THE PROPERTY OF RONNETTE RILEY ARCHITECT AND WERE CREATED, EVOLVED AND DEVELOPED FOR THE USE ON, AND IN CONNECTION WITH THE SPECIFIED PROJECT.
NONE OF SUCH IDEAS, DESIGNS, ARRANGEMENTS OR PLANS SHALL BE USED BY OR DISCLOSED TO ANY PERSON, FIRM OR CORPORATION FOR ANY PURPOSE WHATSOEVER WITHOUT THE WRITTEN PERMISSION OF RONNETTE RILEY ARCHITECT.

© Copyright Ronnette Riley *Architect* 2021

Ronnette Riley *Architect*

494 Eighth Avenue, 15th Floor
New York, NY 10001
T 212 594 4015
F 212 594 2868
www.ronnetteriley.com

MEP Engineer:

Loring Consulting Engineers, Inc.
360 West 31st Street, 14th Floor
New York, NY 10001-2727
T 212-563 7400
www.loringengineers.com
New York City .Washington, DC . Princeton . Durham . Toronto

Structural Engineer:

Silman
32 Old Slip, 10th Floor
New York, NY 10005
T 212-620 7970
www.Silman.com

Rev	Date	Issue
	11 JUN 2021	Issue for SD Review
	22 OCT 2021	DD Review
	23 NOV 2021	DD Submission
	4 MAR 2022	Issue for Final DD
	6 DEC 2022	CD Review
	23 MAR 2023	CD FINAL

Title
8TH FL SELECTIVE REMOVALS PLANS

Date	06-11-2021
Project No.	4107
Drawing By	SJ
CHK By	BTL
Scale	1/4" = 1'-0"

DOB Rev
DM113.00
_ of __

DOB SCAN

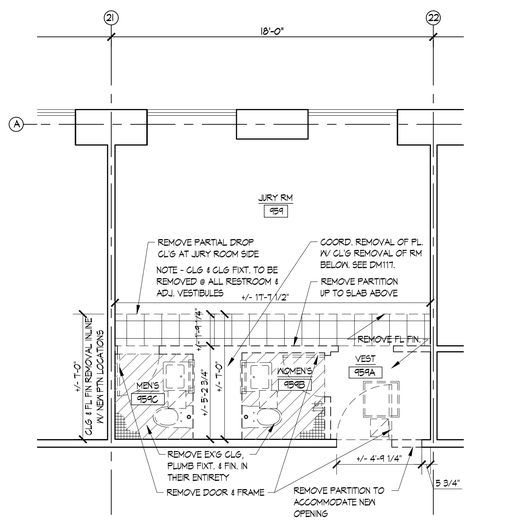

3 SELECTIVE REMOVALS PLAN
1/4"=1'-0"

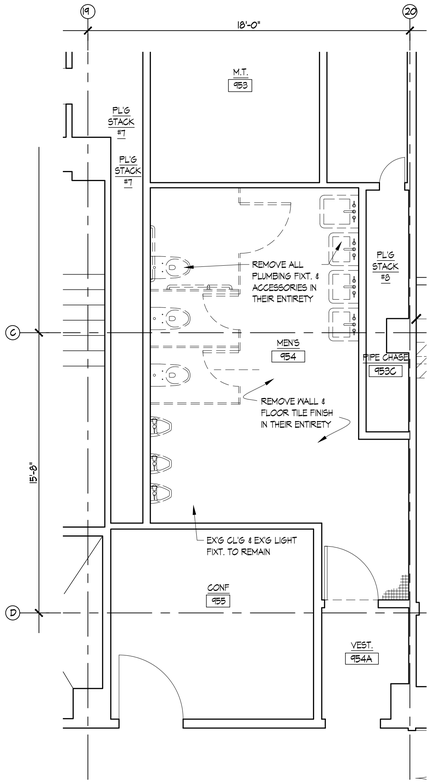

2 SELECTIVE REMOVALS PLAN - 954
1/4"=1'-0"

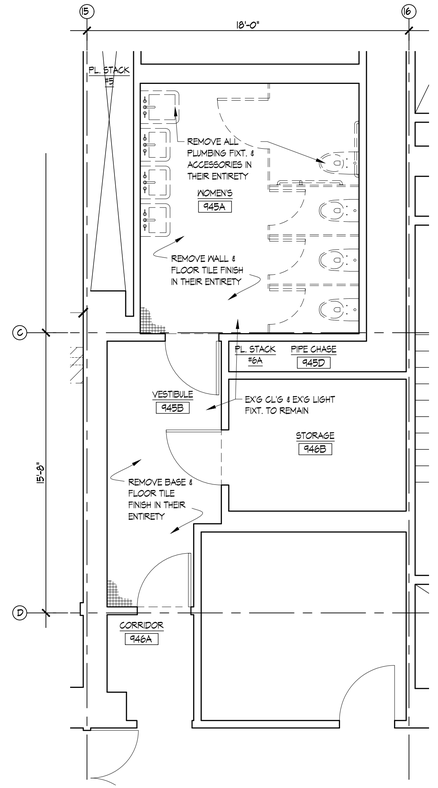

1 SELECTIVE REMOVALS PLAN - 945A
1/4"=1'-0"

KINGS COUNTY SUPREME COURT BUILDING ACCESSIBILITY RENOVATIONS

360 Adams Street
Brooklyn NY 11201

Conditions

ALL IDEAS, DESIGNS, ARRANGEMENTS AND PLANS INDICATED OR REPRESENTED BY THIS DRAWING ARE OWNED BY, AND THE PROPERTY OF RONNETTE RILEY ARCHITECT AND WERE CREATED, EVOLVED AND DEVELOPED FOR THE USE ON, AND IN CONNECTION WITH THE SPECIFIED PROJECT.
NONE OF SUCH IDEAS, DESIGNS, ARRANGEMENTS OR PLANS SHALL BE USED BY OR DISCLOSED TO ANY PERSON, FIRM OR CORPORATION FOR ANY PURPOSE WHATSOEVER WITHOUT THE WRITTEN PERMISSION OF RONNETTE RILEY ARCHITECT.

© Copyright Ronnette Riley *Architect* 2021

Ronnette Riley *Architect*

494 Eighth Avenue, 15th Floor
New York, NY 10001
T 212 594 4015
F 212 594 2868
www.ronnetteriley.com

MEP Engineer:

Loring Consulting Engineers, Inc.
360 West 31st Street, 14th Floor
New York, NY 10001-2727
T 212-563 7400
www.loringengineers.com
New York City .Washington, DC . Princeton . Durham . Toronto

Structural Engineer:

Silman
32 Old Slip, 10th Floor
New York, NY 10005
T 212-620 7970
www.Silman.com

Rev	Date	Issue
	11 JUN 2021	Issue for SD Review
	22 OCT 2021	DD Review
	23 NOV 2021	DD Submission
	4 MAR 2022	Issue for Final DD
	6 DEC 2022	CD Review
	23 MAR 2023	CD FINAL

Title

9TH FL SELECTIVE REMOVAL PLANS - 1

Date	06-11-2021
Project No.	4107
Drawing By	SJ
CHK By	BTL
Scale	AS NOTED

DOB Rev
DM114.00
_ of __

DOB SCAN

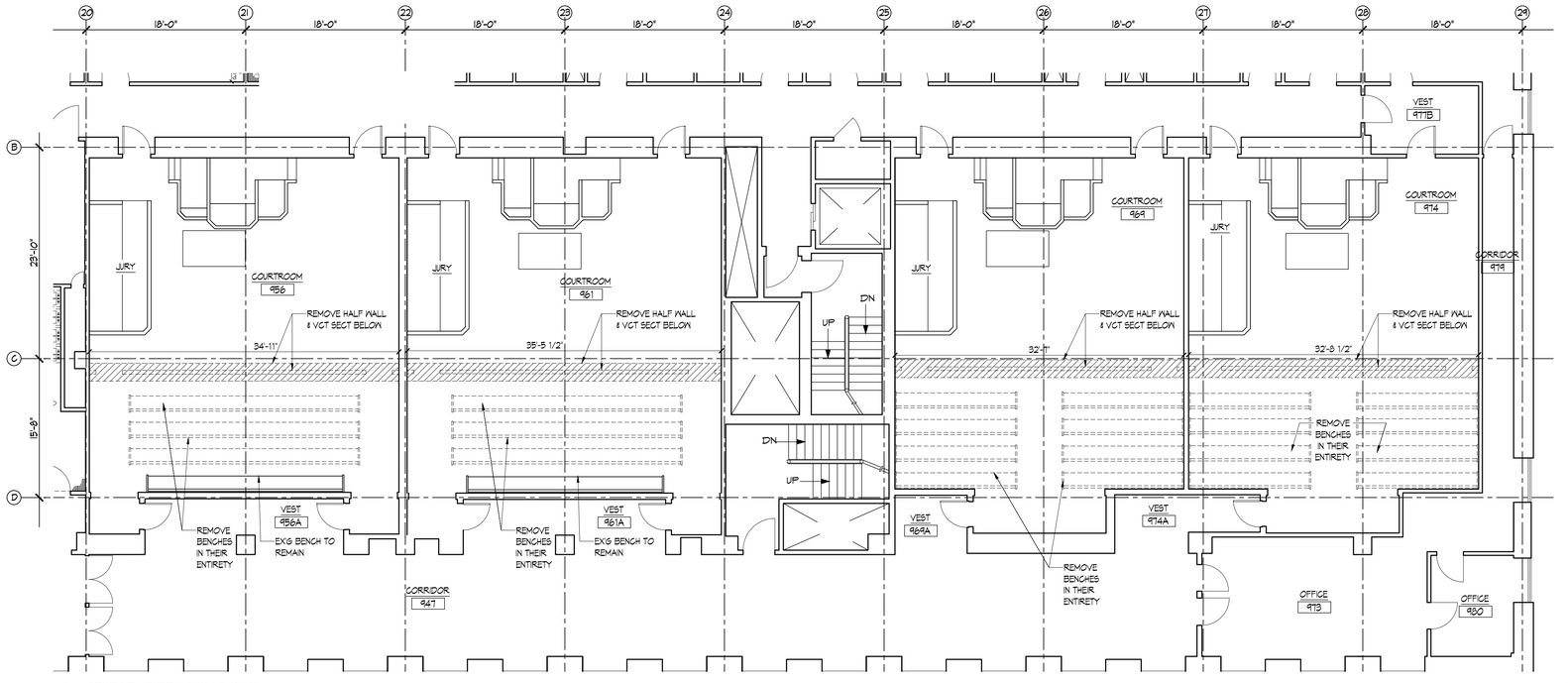

2 SELECTIVE REMOVALS PLAN
1/8"=1'-0"

N

0 2' 4' 8' 16'

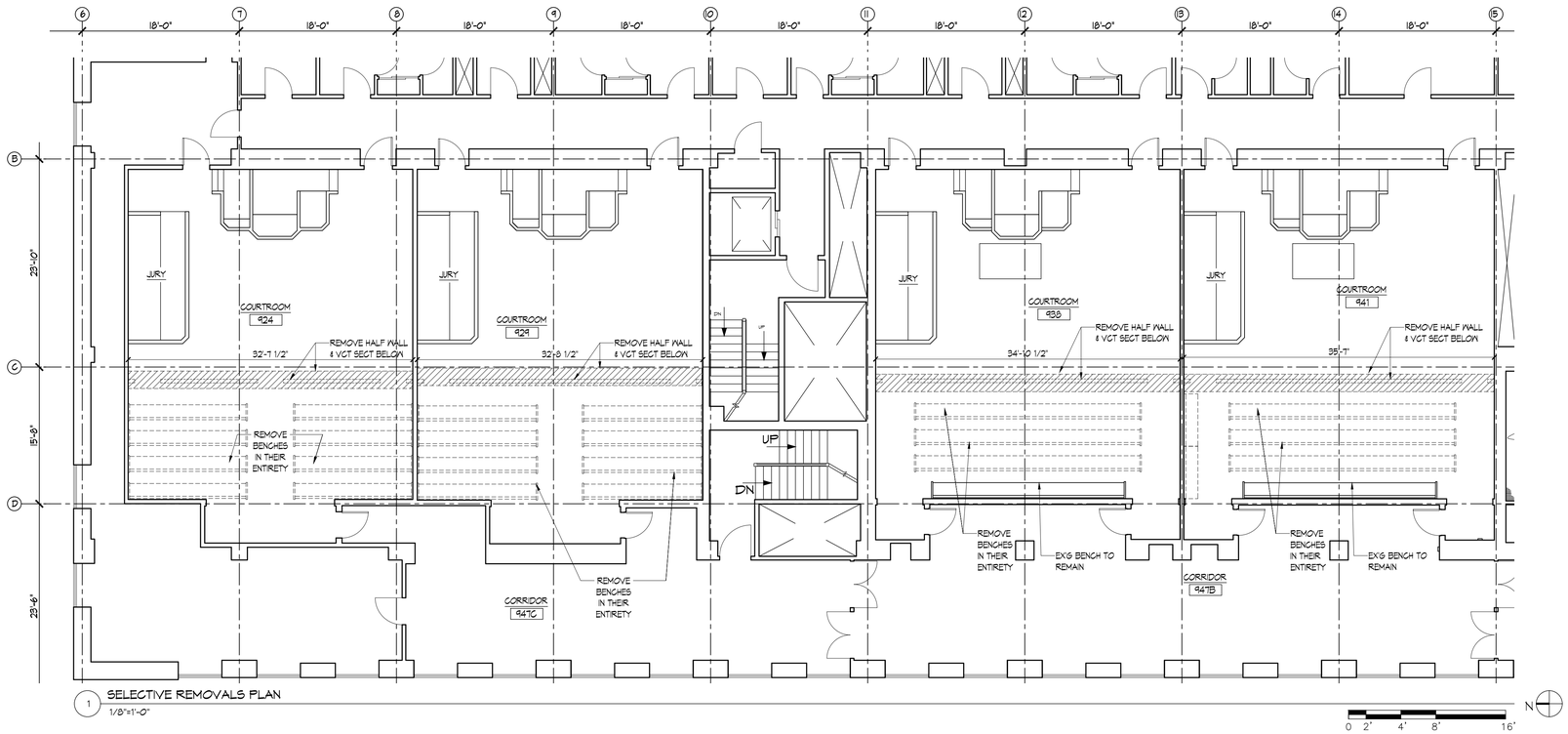

1 SELECTIVE REMOVALS PLAN
1/8"=1'-0"

N

0 2' 4' 8' 16'

KINGS COUNTY SUPREME COURT BUILDING ACCESSIBILITY RENOVATIONS

360 Adams Street
Brooklyn NY 11201

Conditions

ALL IDEAS, DESIGNS, ARRANGEMENTS AND PLANS INDICATED OR REPRESENTED BY THIS DRAWING ARE OWNED BY, AND THE PROPERTY OF RONNETTE RILEY ARCHITECT AND WERE CREATED, EVOLVED AND DEVELOPED FOR THE USE ON, AND IN CONNECTION WITH THE SPECIFIED PROJECT.
NONE OF SUCH IDEAS, DESIGNS, ARRANGEMENTS OR PLANS SHALL BE USED BY OR DISCLOSED TO ANY PERSON, FIRM OR CORPORATION FOR ANY PURPOSE WHATSOEVER WITHOUT THE WRITTEN PERMISSION OF RONNETTE RILEY ARCHITECT.

© Copyright Ronnette Riley *Architect* 2021

Ronnette Riley *Architect*

494 Eighth Avenue, 15th Floor
New York, NY 10001
T 212 594 4015
F 212 594 2868
www.ronnetteriley.com

MEP Engineer:

Loring Consulting Engineers, Inc.
360 West 31st Street, 14th Floor
New York, NY 10001-2727
T 212-563 7400
www.loringengineers.com
New York City .Washington, DC . Princeton . Durham . Toronto

Structural Engineer:

Silman
32 Old Slip, 10th Floor
New York, NY 10005
T 212-620 7970
www.Silman.com

Rev	Date	Issue
	11 JUN 2021	Issue for SD Review
	22 OCT 2021	DD Review
	23 NOV 2021	DD Submission
	4 MAR 2022	Issue for Final DD
	6 DEC 2022	CD Review
	23 MAR 2023	CD FINAL

Title

9TH FL SELECTIVE REMOVAL PLANS - 2

Date	06-11-2021
Project No.	4107
Drawing By	SJ
CHK By	BTL
Scale	1/8" = 1'-0"

DOB Rev

DM115.00

_ of __

DOB SCAN

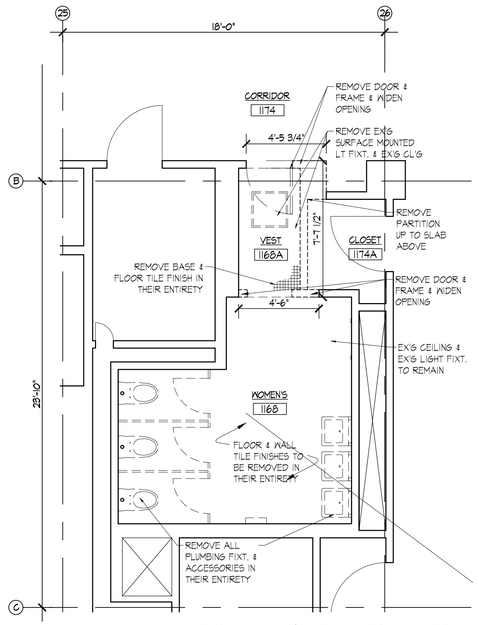

5 SELECTIVE REMOVALS WOMEN'S TOILET 1168
1/4"=1'-0"

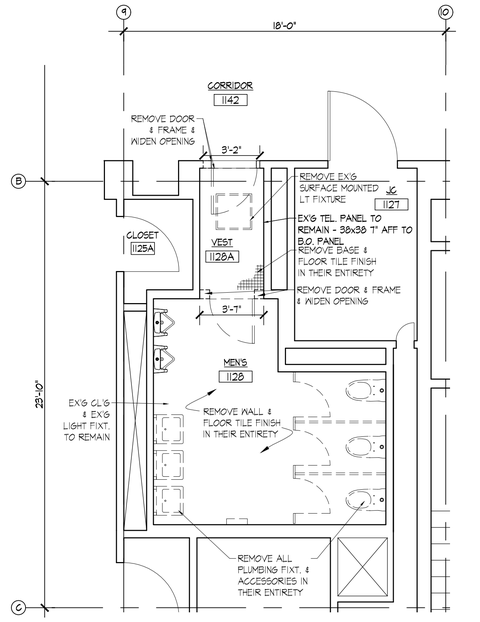

4 SELECTIVE REMOVALS MEN'S TOILET 1128
1/4"=1'-0"

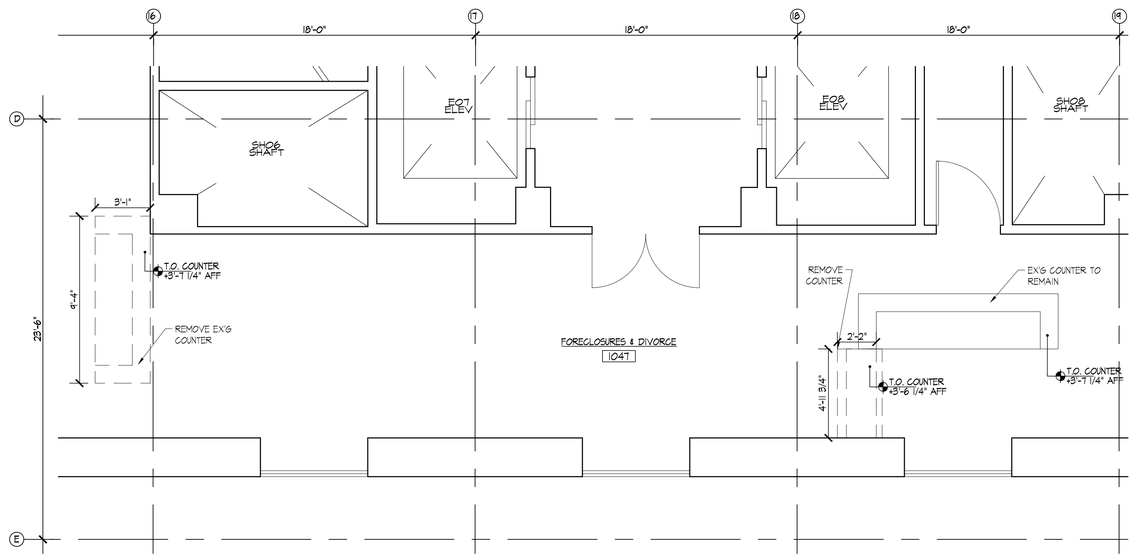

3 SELECTIVE REMOVALS RM 1047
1/4"=1'-0"

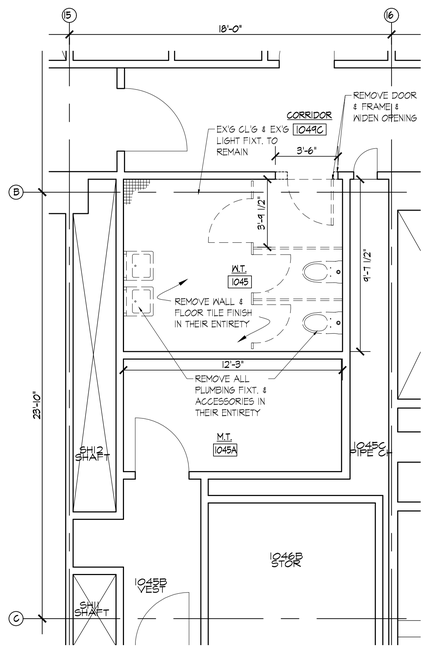

2 SELECTIVE REMOVALS WOMENS TOILET 1045
1/4"=1'-0"

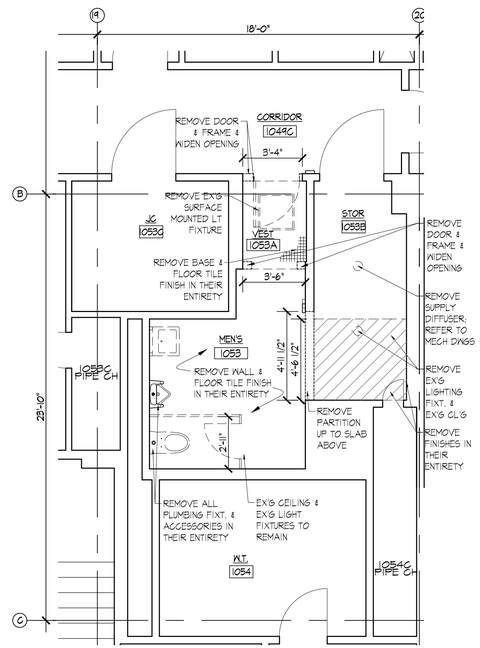

1 SELECTIVE REMOVALS MENS TOILET 1053
1/4"=1'-0"

KINGS COUNTY SUPREME COURT BUILDING ACCESSIBILITY RENOVATIONS

360 Adams Street
Brooklyn NY 11201

Conditions

ALL IDEAS, DESIGNS, ARRANGEMENTS AND PLANS INDICATED OR REPRESENTED BY THIS DRAWING ARE OWNED BY, AND THE PROPERTY OF RONNETTE RILEY ARCHITECT AND WERE CREATED, EVOLVED AND DEVELOPED FOR THE USE ON, AND IN CONNECTION WITH THE SPECIFIED PROJECT.
NONE OF SUCH IDEAS, DESIGNS, ARRANGEMENTS OR PLANS SHALL BE USED BY OR DISCLOSED TO ANY PERSON, FIRM OR CORPORATION FOR ANY PURPOSE WHATSOEVER WITHOUT THE WRITTEN PERMISSION OF RONNETTE RILEY ARCHITECT.

© Copyright Ronnette Riley *Architect* 2021

Ronnette Riley *Architect*

494 Eighth Avenue, 15th Floor
New York, NY 10001
T 212 594 4015
F 212 594 2868
www.ronnetteriley.com

MEP Engineer:

Loring Consulting Engineers, Inc.
360 West 31st Street, 14th Floor
New York, NY 10001-2727
T 212-563 7400
www.loringengineers.com
New York City .Washington, DC . Princeton . Durham . Toronto

Structural Engineer:

Silman
32 Old Slip, 10th Floor
New York, NY 10005
T 212-620 7970
www.Silman.com

Rev	Date	Issue
	11 JUN 2021	Issue for SD Review
	22 OCT 2021	DD Review
	23 NOV 2021	DD Submission
	4 MAR 2022	Issue for Final DD
	6 DEC 2022	CD Review
	23 MAR 2023	CD FINAL

Title

10TH & 11TH FL SELECTIVE REMOVAL PLANS

Date	06-11-2021
Project No.	4107
Drawing By	SJ
CHK By	BTL
Scale	AS NOTED

DOB Rev
DM116.00
_ of __

DOB SCAN

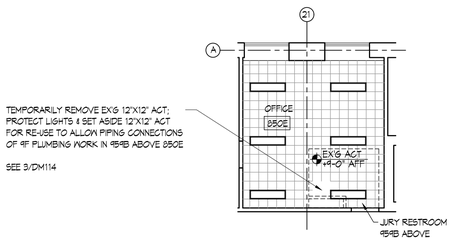

TEMPORARILY REMOVE EXG 12"X12" ACT;
PROTECT LIGHTS & SET ASIDE 12"X12" ACT
FOR RE-USE TO ALLOW PIPING CONNECTIONS
OF 4F PLUMBING WORK IN 954B ABOVE 850E

SEE 3/DM114

12 8TH FLR DEMO. RCP - OFFICE 850E
1/8"=1'-0"

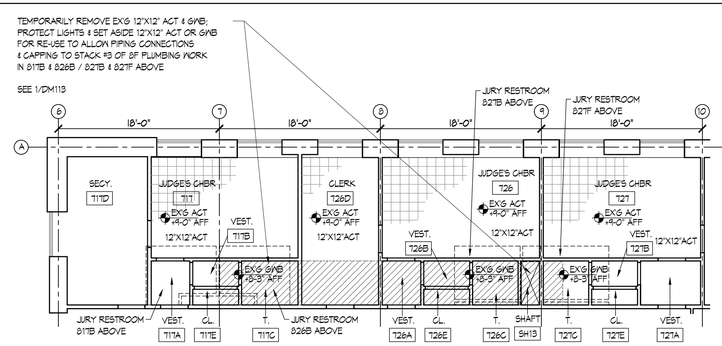

11 7TH FLR DEMO. RCP - JUDGE'S CHBR 717, 726, 727 & SECY 717D & CLERK 726D
1/8"=1'-0"

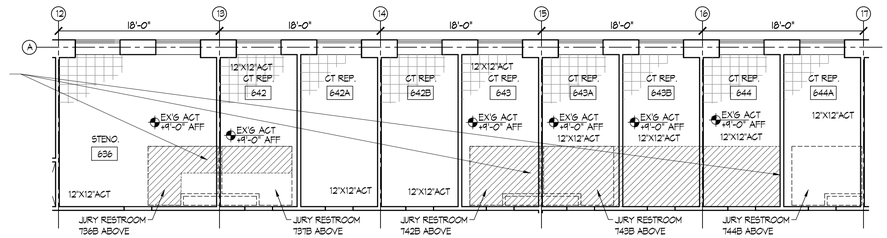

TEMPORARILY REMOVE EXG 12"X12" ACT;
PROTECT LIGHTS & SET ASIDE 12"X12" ACT
FOR RE-USE TO ALLOW PIPING CONNECTIONS
& CAPPING TO STACK #4 OF 7F PLUMBING WORK
IN 736B & 737B / 742B & 743B / 744B ABOVE

SEE 6/DM111

10 6TH FLR DEMO. RCP - STENO 636 & CT REP. 642, 643, 643A, 643B, 644, 644A
1/8"=1'-0"

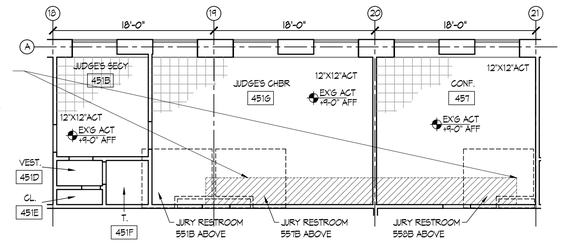

TEMPORARILY REMOVE EXG 12"X12" ACT;
PROTECT LIGHTS & SET ASIDE 12"X12" ACT
FOR RE-USE TO ALLOW PIPING CONNECTIONS
OF 7F PLUMBING WORK IN 551B & 557B / 558B ABOVE

SEE 1/DM109

9 4TH FLR DEMO. RCP - SECY 451B & JUDGE'S CHBR 451G & CONF 457
1/8"=1'-0"

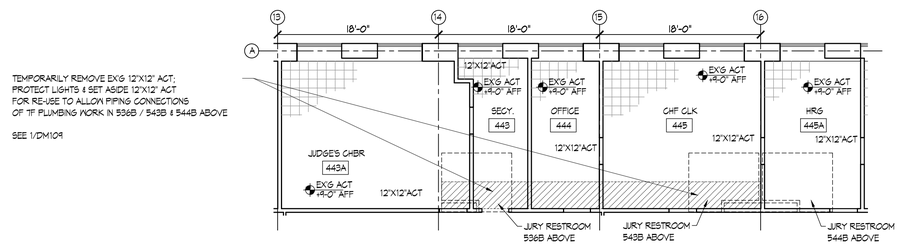

TEMPORARILY REMOVE EXG 12"X12" ACT;
PROTECT LIGHTS & SET ASIDE 12"X12" ACT
FOR RE-USE TO ALLOW PIPING CONNECTIONS
OF 7F PLUMBING WORK IN 536B / 543B & 544B ABOVE

SEE 1/DM108

8 4TH FLR DEMO. RCP - JUDGE'S CHBR 443A & SECY 443 & OFFICE 444 & CHF CLK 445 & HRG 445A
1/8"=1'-0"

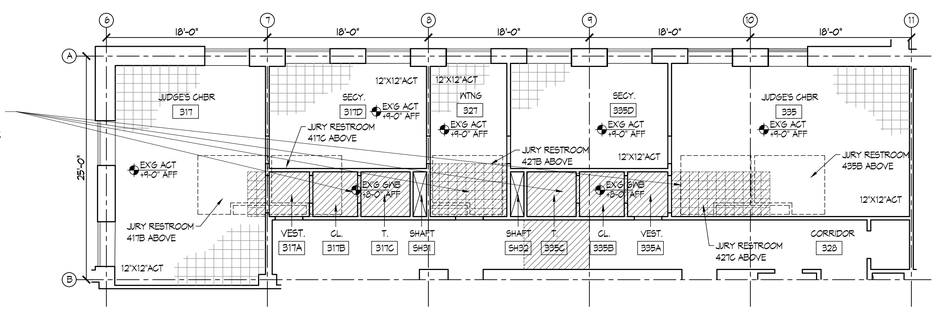

TEMPORARILY REMOVE EXG 12"X12" ACT & GWB;
PROTECT LTS & SET ASIDE ACT FOR RE-USE TO
ALLOW PIPING CONNECTIONS & CAPPING TO STACK
#3 OF 4F PLUMB WORK IN 417B & 417G / 427B /
427G & 435B ABOVE

SEE 1/DM107

7 3RD FLR DEMO. RCP - JUDGE'S CHBR 317, 335 & SECY 317D, 335D & WAITING 327
1/8"=1'-0"

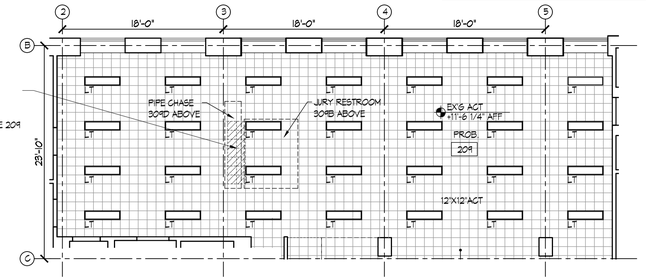

TEMPORARILY REMOVE EXG 12"X12" ACT;
PROTECT LIGHTS & SET ASIDE 12"X12" ACT
FOR RE-USE TO ALLOW PIPING CONNECTIONS
OF 3F PLUMBING WORK IN 304B & 304D ABOVE 209

SEE 1/DM105

5 2ND FLR DEMO. RCP - PROB 209
1/8"=1'-0"

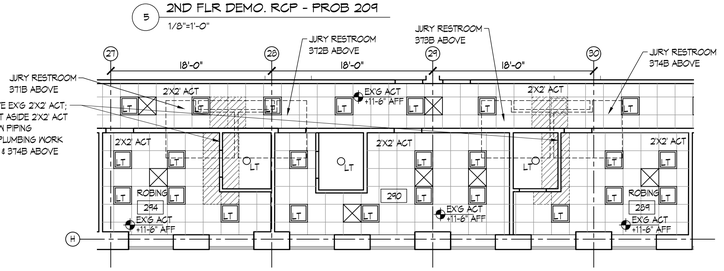

TEMPORARILY REMOVE EXG 2X2' ACT;
PROTECT LIGHTS & SET ASIDE 2X2' ACT
FOR RE-USE TO ALLOW PIPING
CONNECTIONS OF 3F PLUMBING WORK
IN 311B & 312B / 313B & 314B ABOVE

SEE 4/DM105

4 2ND FLR DEMO. RCP - ROBING 289, 290, 294 & CORRIDOR
1/8"=1'-0"

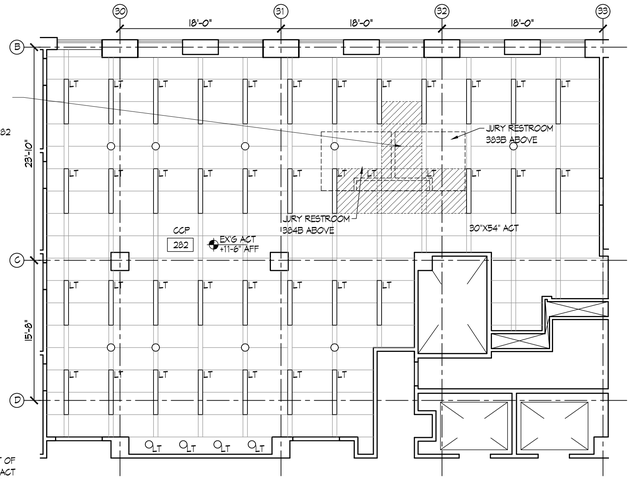

TEMPORARILY REMOVE EXG 30"X54" ACT;
PROTECT LIGHTS & SET ASIDE ACT
FOR RE-USE TO ALLOW PIPING CONNECTIONS
OF 3F PLUMBING WORK IN 383B & 384B ABOVE 282

SEE 6/DM105

3 2ND FLR DEMO. RCP - CCP 282
1/8"=1'-0"

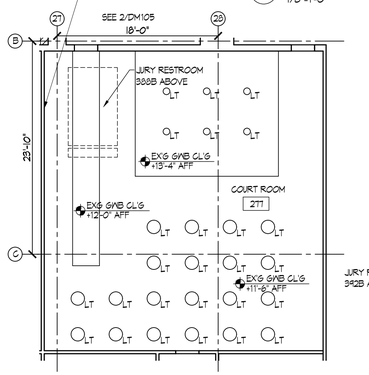

TEMPORARILY REMOVE PART OF
WALL; PROTECT & SET ASIDE ACT
FOR RE-USE TO ALLOW PIPING
CONNECTIONS OF 3F PLUMBING
WORK IN 388B ABOVE 277

SEE 2/DM105

2 2ND FLR DEMO. RCP - COURT ROOM 277
1/8"=1'-0"

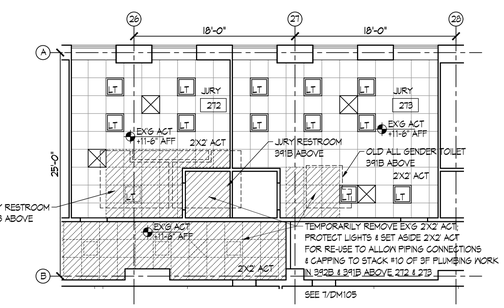

TEMPORARILY REMOVE EXG 2'X2' ACT;
PROTECT LIGHTS & SET ASIDE 2'X2' ACT
FOR RE-USE TO ALLOW PIPING CONNECTIONS
& CAPPING TO STACK #10 OF 3F PLUMBING WORK
IN 392B & 241B ABOVE 272 & 273

SEE 7/DM105

1 2ND FLR DEMO. RCP - JURY 272, 273 & CORRIDOR
1/8"=1'-0"

KINGS COUNTY SUPREME COURT BUILDING ACCESSIBILITY RENOVATIONS

360 Adams Street
Brooklyn NY 11201

Conditions

ALL IDEAS, DESIGNS, ARRANGEMENTS AND PLANS INDICATED OR REPRESENTED BY THIS DRAWING ARE OWNED BY, AND THE PROPERTY OF RONNETTE RILEY ARCHITECT AND WERE CREATED, EVOLVED AND DEVELOPED FOR THE USE ON, AND IN CONNECTION WITH THE SPECIFIED PROJECT.
NONE OF SUCH IDEAS, DESIGNS, ARRANGEMENTS OR PLANS SHALL BE USED BY OR DISCLOSED TO ANY PERSON, FIRM OR CORPORATION FOR ANY PURPOSE WHATSOEVER WITHOUT THE WRITTEN PERMISSION OF RONNETTE RILEY ARCHITECT.

© Copyright Ronnette Riley *Architect* 2021

Ronnette Riley *Architect*

494 Eighth Avenue, 15th Floor
New York, NY 10001
T 212 594 4015
F 212 594 2868
www.ronnetteriley.com

MEP Engineer:

Loring Consulting Engineers, Inc.
360 West 31st Street, 14th Floor
New York, NY 10001-2727
T 212-563 7400
www.loringengineers.com
New York City .Washington, DC . Princeton . Durham . Toronto

Structural Engineer:

Silman
32 Old Slip, 10th Floor
New York, NY 10005
T 212-620 7970
www.Silman.com

Rev	Date	Issue
	11 JUN 2021	Issue for SD Review
	22 OCT 2021	DD Review
	23 NOV 2021	DD Submission
	4 MAR 2022	Issue for Final DD
	6 DEC 2022	CD Review
	23 MAR 2023	CD FINAL

Title

2, 3, 4, 6, 7, 8TH FL
DEMO RCP (Below New Work)

Date	06-11-2021
Project No.	4107
Drawing By	CQ,SLJ
CHK By	BTL,YM
Scale	AS NOTED

DOB Rev
DM117.00
_ of __

DOB SCAN

LEGEND

AREA TO BE REMOVED

SPACE ABOVE

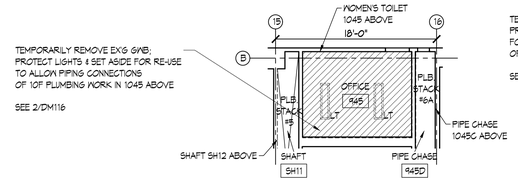

6 9TH FLR DEMO. RCP - OFFICE 945
1/8"=1'-0"

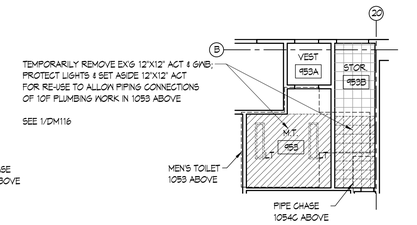

5 9TH FLR DEMO. RCP - MEN'S TOILET 953 & STORAGE 953B
1/8"=1'-0"

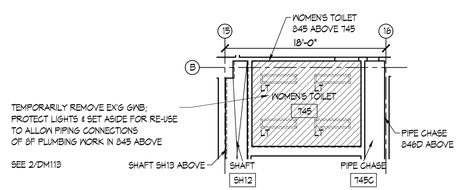

4 7TH FLR DEMO. RCP - WOMEN'S TOILET 745
1/8"=1'-0"

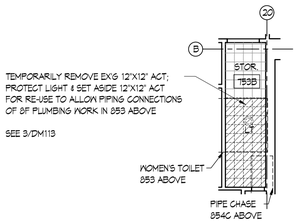

3 7TH FLR DEMO. RCP - STORAGE 753B
1/8"=1'-0"

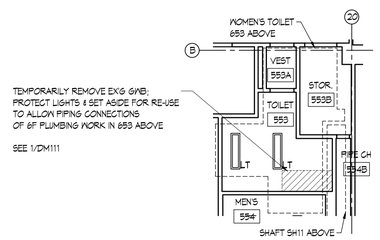

2 5TH FLR DEMO. RCP - TOILET 553
1/8"=1'-0"

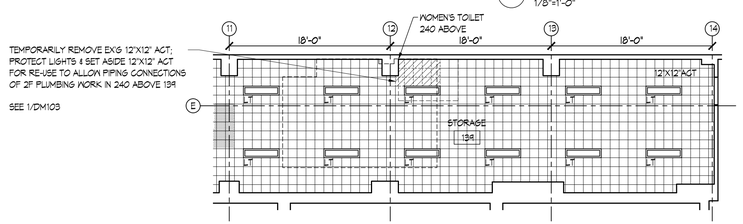

1 1ST FLR DEMO. RCP - STORAGE 139
1/8"=1'-0"

KINGS COUNTY SUPREME COURT BUILDING ACCESSIBILITY RENOVATIONS

360 Adams Street
Brooklyn NY 11201

Conditions

ALL IDEAS, DESIGN, ARRANGEMENTS AND PLANS INDICATED OR REPRESENTED BY THIS DRAWING ARE OWNED BY, AND THE PROPERTY OF RONNETTE RILEY ARCHITECT AND WERE CREATED, EVOLVED AND DEVELOPED FOR THE USE ON, AND IN CONNECTION WITH THE SPECIFIED PROJECT.
NONE OF SUCH IDEAS, DESIGNS, ARRANGEMENTS OR PLANS SHALL BE USED BY OR DISCLOSED TO ANY PERSON, FIRM OR CORPORATION FOR ANY PURPOSE WHATSOEVER WITHOUT THE WRITTEN PERMISSION OF RONNETTE RILEY ARCHITECT.

© Copyright Ronnette Riley *Architect* 2021

Ronnette Riley *Architect*

494 Eighth Avenue, 15th Floor
New York, NY 10001
T 212 594 4015
F 212 594 2868
www.ronnetteriley.com

MEP Engineer:

Loring Consulting Engineers, Inc.
360 West 31st Street, 14th Floor
New York, NY 10001-2727
T 212-563 7400
www.loringengineers.com
New York City .Washington, DC . Princeton . Durham . Toronto

Structural Engineer:

Silman
32 Old Slip, 10th Floor
New York, NY 10005
T 212-620 7970
www.Silman.com

Rev	Date	Issue
	11 JUN 2021	Issue for SD Review
	22 OCT 2021	DD Review
	23 NOV 2021	DD Submission
	4 MAR 2022	Issue for Final DD
	6 DEC 2022	CD Review
	23 MAR 2023	CD FINAL

Title

1, 5, 7, 9TH FL
DEMO RCP (Below New Work)

Date	06-11-2021
Project No.	4107
Drawing By	CQ,SLJ
CHK By	BTL,YM
Scale	AS NOTED

DOB Rev
DM118.00
_ of __

DOB SCAN

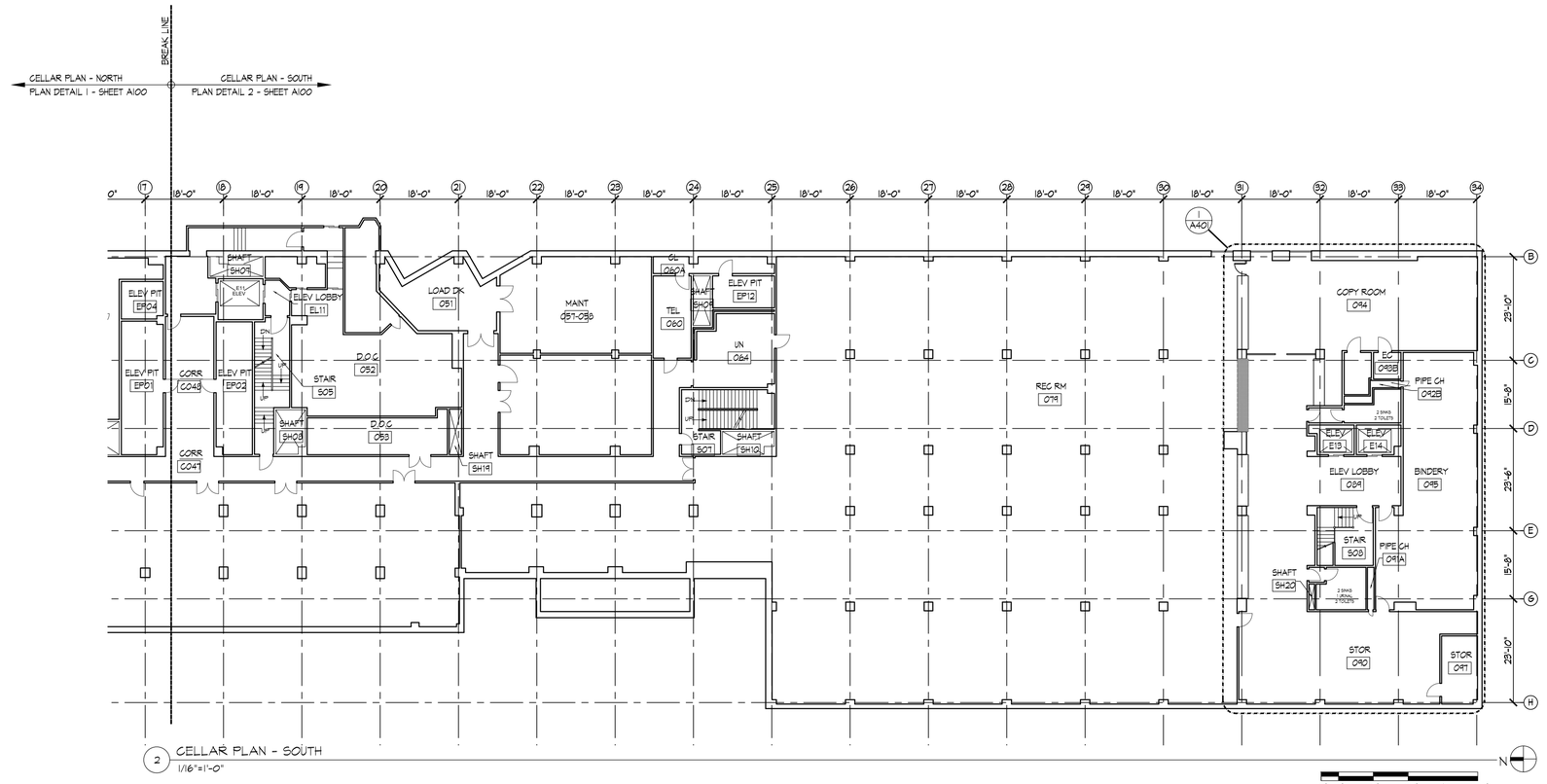

KINGS COUNTY SUPREME COURT BUILDING ACCESSIBILITY RENOVATIONS

360 Adams Street
Brooklyn NY 11201

Conditions

ALL IDEAS, DESIGNS, ARRANGEMENTS AND PLANS INDICATED OR REPRESENTED BY THIS DRAWING ARE OWNED BY, AND THE PROPERTY OF RONNETTE RILEY ARCHITECT AND WERE CREATED, EVOLVED AND DEVELOPED FOR THE USE ON, AND IN CONNECTION WITH THE SPECIFIED PROJECT.
NONE OF SUCH IDEAS, DESIGNS, ARRANGEMENTS OR PLANS SHALL BE USED BY OR DISCLOSED TO ANY PERSON, FIRM OR CORPORATION FOR ANY PURPOSE WHATSOEVER WITHOUT THE WRITTEN PERMISSION OF RONNETTE RILEY ARCHITECT.

© Copyright Ronnette Riley *Architect* 2021

Ronnette Riley *Architect*

494 Eighth Avenue, 15th Floor
New York, NY 10001
T 212 594 4015
F 212 594 2868
www.ronnetteriley.com

MEP Engineer:

Loring Consulting Engineers, Inc.
360 West 31st Street, 14th Floor
New York, NY 10001-2727
T 212-563 7400
www.loringengineers.com
New York City .Washington, DC . Princeton . Durham . Toronto

Structural Engineer:

Silman
32 Old Slip, 10th Floor
New York, NY 10005
T 212-620 7970
www.Silman.com

Rev	Date	Issue
	11 JUN 2021	Issue for SD Review
	22 OCT 2021	DD Review
	23 NOV 2021	DD Submission
	4 MAR 2022	Issue for Final DD
	6 DEC 2022	CD Review
	23 MAR 2023	CD FINAL

Title

CELLAR PLAN

Date	06-11-2021
Project No.	4107
Drawing By	CQ, JS
CHK By	BTL
Scale	AS NOTED

DOB Rev
A100 .00
_ of __

DOB SCAN

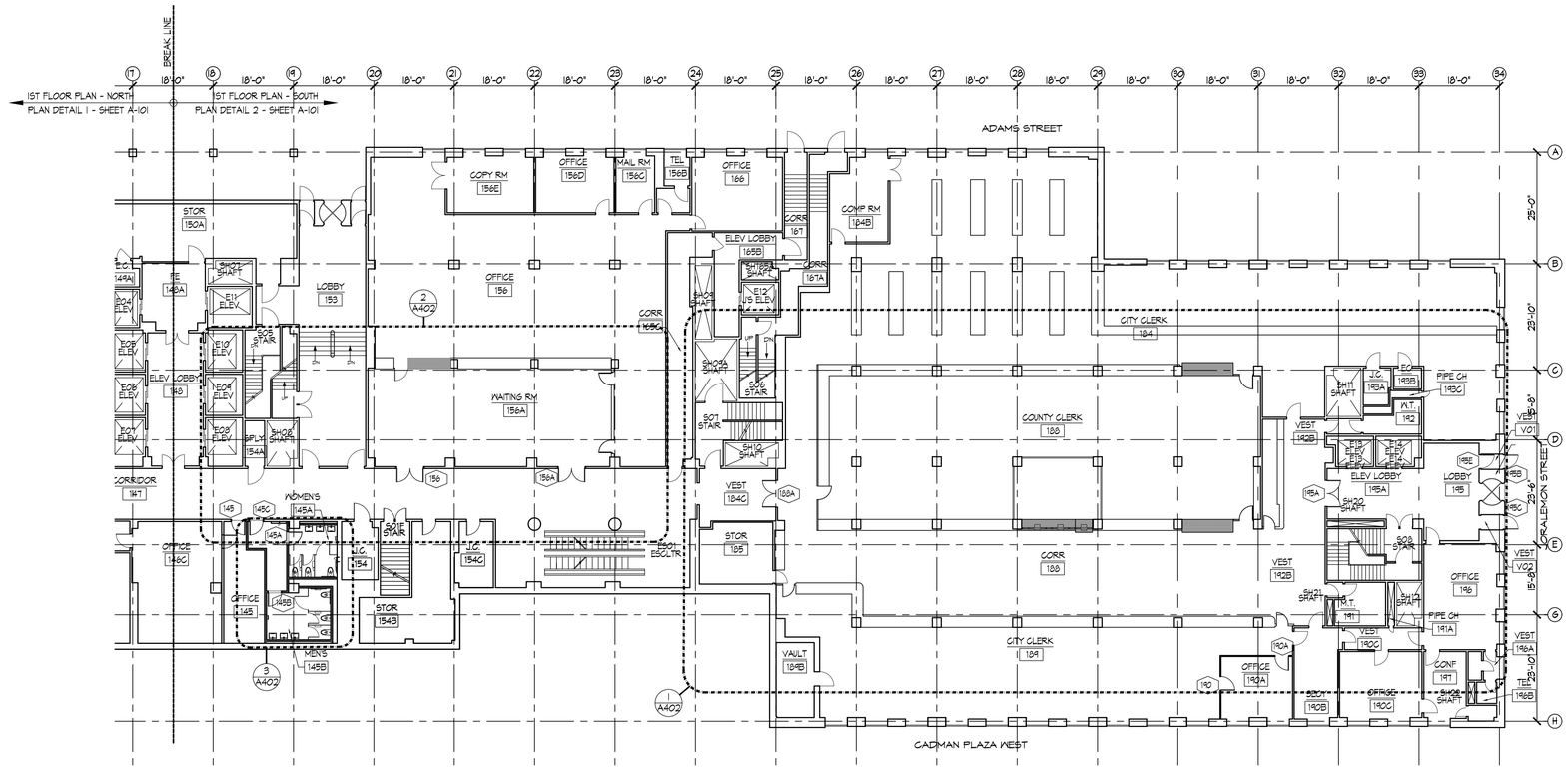

2 1ST FLOOR PLAN - SOUTH
1/16"=1'-0"

1 1ST FLOOR PLAN - NORTH
1/16"=1'-0"

KINGS COUNTY SUPREME COURT BUILDING ACCESSIBILITY RENOVATIONS

360 Adams Street
Brooklyn NY 11201

Conditions

ALL IDEAS, DESIGNS, ARRANGEMENTS AND PLANS INDICATED OR REPRESENTED BY THIS DRAWING ARE OWNED BY, AND THE PROPERTY OF RONNETTE RILEY ARCHITECT AND WERE CREATED, EVOLVED AND DEVELOPED FOR THE USE ON, AND IN CONNECTION WITH THE SPECIFIED PROJECT.
NONE OF SUCH IDEAS, DESIGNS, ARRANGEMENTS OR PLANS SHALL BE USED BY OR DISCLOSED TO ANY PERSON, FIRM OR CORPORATION FOR ANY PURPOSE WHATSOEVER WITHOUT THE WRITTEN PERMISSION OF RONNETTE RILEY ARCHITECT.

© Copyright Ronnette Riley *Architect* 2021

Ronnette Riley *Architect*

494 Eighth Avenue, 15th Floor
New York, NY 10001
T 212 594 4015
F 212 594 2868
www.ronnetteriley.com

MEP Engineer:

Loring Consulting Engineers, Inc.
360 West 31st Street, 14th Floor
New York, NY 10001-2727
T 212-563 7400
www.loringengineers.com
New York City .Washington, DC . Princeton . Durham . Toronto

Structural Engineer:

Silman
32 Old Slip, 10th Floor
New York, NY 10005
T 212-620 7970
www.Silman.com

Rev	Date	Issue
	11 JUN 2021	Issue for SD Review
	22 OCT 2021	DD Review
	23 NOV 2021	DD Submission
	4 MAR 2022	Issue for Final DD
	6 DEC 2022	CD Review
	23 MAR 2023	CD FINAL

Title

1ST FL PLAN

Date	06-11-2021
Project No.	4107
Drawing By	CQ, JS
CHK By	BTL
Scale	AS NOTED

DOB Rev
A101 .00
_ of __

DOB SCAN

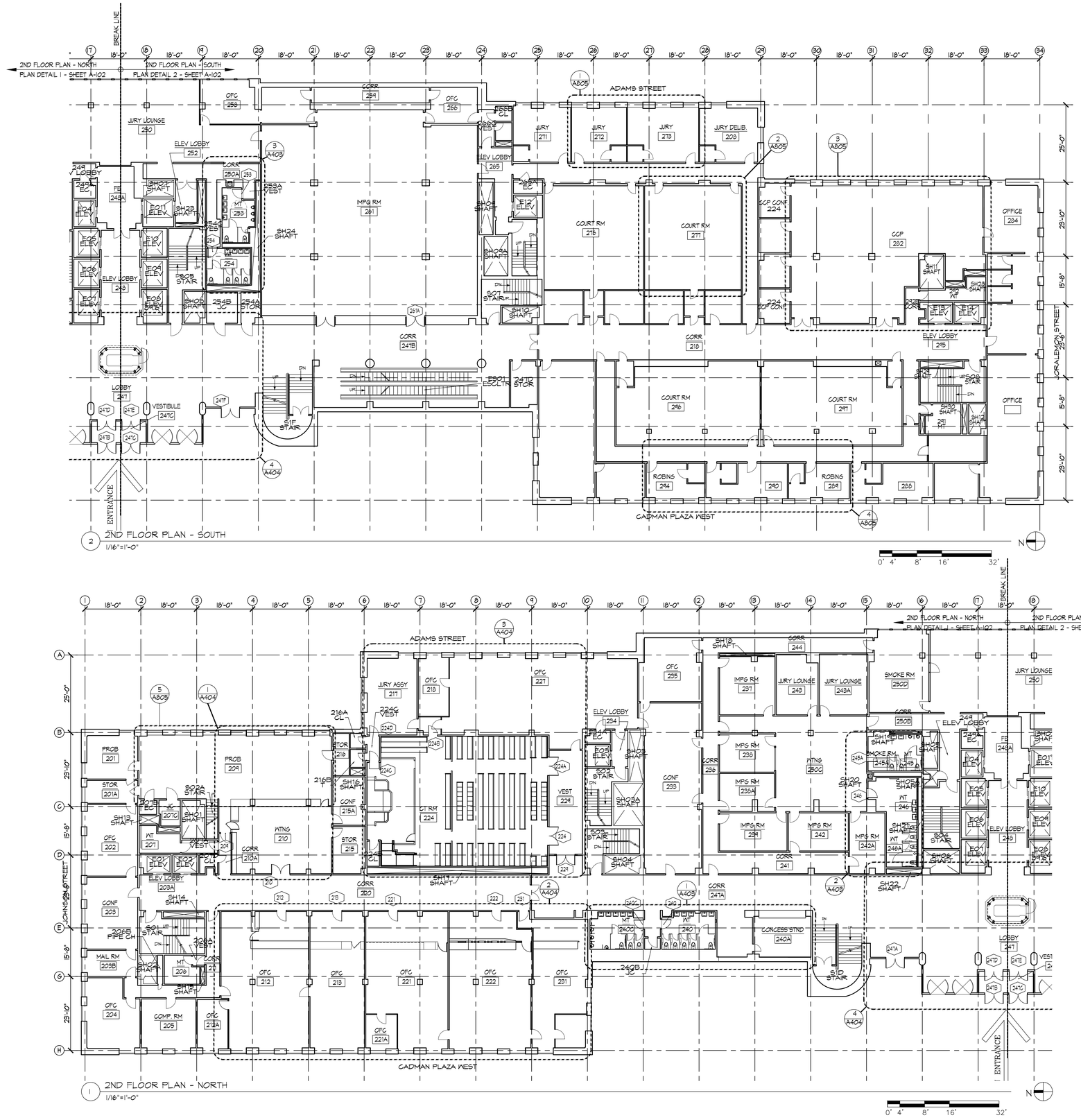

KINGS COUNTY SUPREME COURT BUILDING ACCESSIBILITY RENOVATIONS

360 Adams Street
Brooklyn NY 11201

Conditions

ALL IDEAS, DESIGNS, ARRANGEMENTS AND PLANS INDICATED OR REPRESENTED BY THIS DRAWING ARE OWNED BY, AND THE PROPERTY OF RONNETTE RILEY ARCHITECT AND WERE CREATED, EVOLVED AND DEVELOPED FOR THE USE ON, AND IN CONNECTION WITH THE SPECIFIED PROJECT.
NONE OF SUCH IDEAS, DESIGNS, ARRANGEMENTS OR PLANS SHALL BE USED BY OR DISCLOSED TO ANY PERSON, FIRM OR CORPORATION FOR ANY PURPOSE WHATSOEVER WITHOUT THE WRITTEN PERMISSION OF RONNETTE RILEY ARCHITECT.

© Copyright Ronnette Riley *Architect* 2021

Ronnette Riley *Architect*

494 Eighth Avenue, 15th Floor
New York, NY 10001
T 212 594 4015
F 212 594 2868
www.ronnetteriley.com

MEP Engineer:

Loring Consulting Engineers, Inc.
360 West 31st Street, 14th Floor
New York, NY 10001-2727
T 212-563 7400
www.loringengineers.com
New York City .Washington, DC . Princeton . Durham . Toronto

Structural Engineer:

Silman
32 Old Slip, 10th Floor
New York, NY 10005
T 212-620 7970
www.Silman.com

Rev	Date	Issue
	11 JUN 2021	Issue for SD Review
	22 OCT 2021	DD Review
	23 NOV 2021	DD Submission
	4 MAR 2022	Issue for Final DD
	6 DEC 2022	CD Review
	23 MAR 2023	CD FINAL

Title

2ND FL PLAN

Date	06-11-2021
Project No.	4107
Drawing By	CQ,SJ
CHK By	BTL,YM
Scale	AS NOTED

A102 .00 (DOB Rev) _of__

DOB SCAN

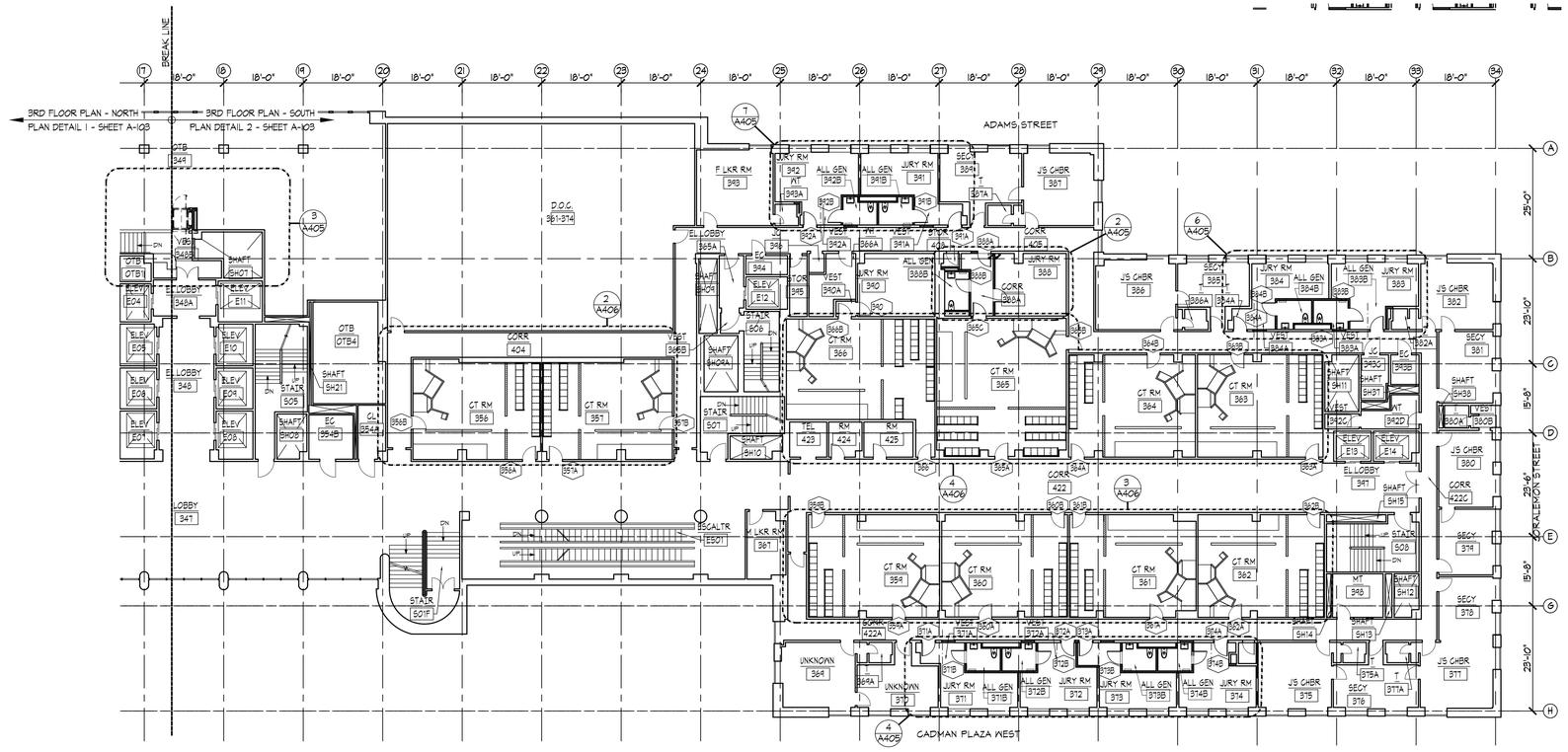

2 3RD FLOOR PLAN - SOUTH
1/16"=1'-0"

N

0' 4' 8' 16' 32'

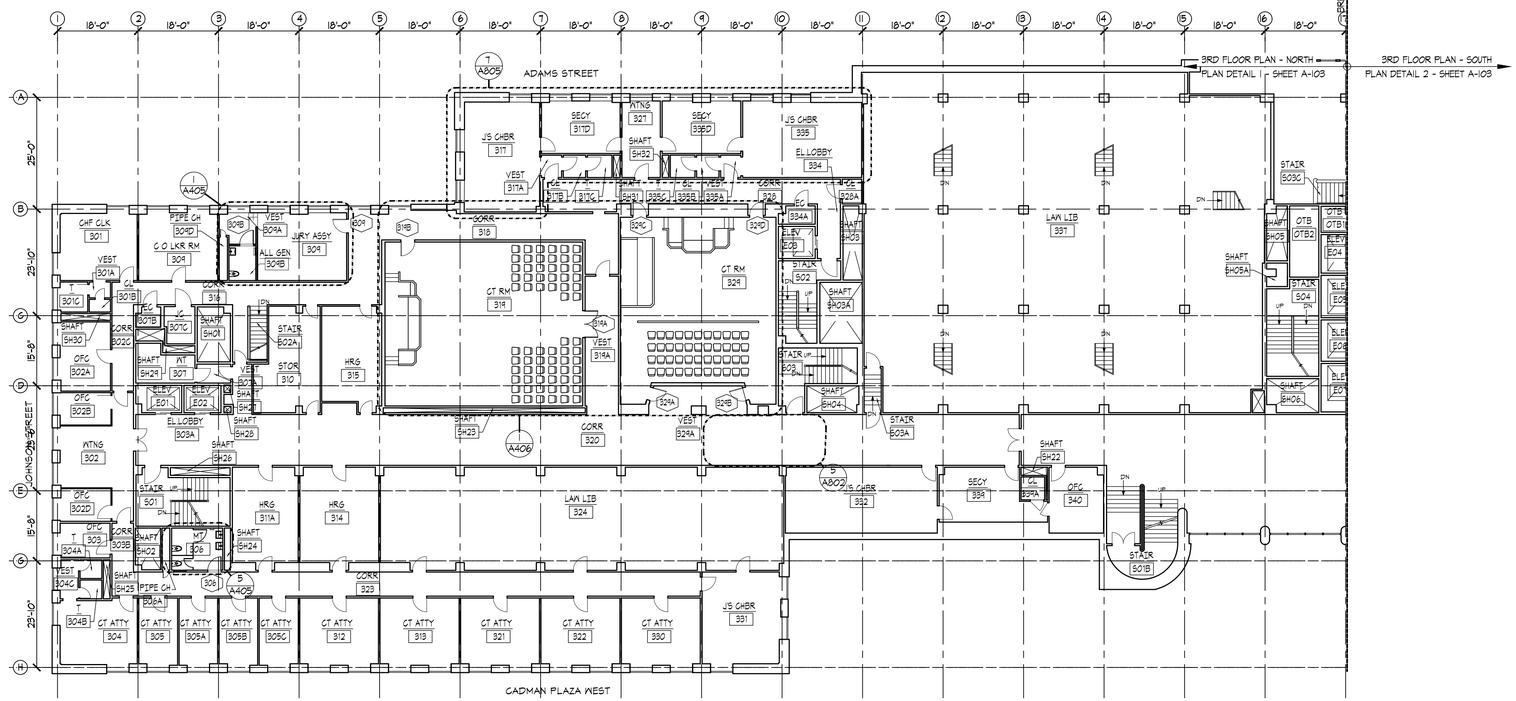

1 3RD FLOOR PLAN - NORTH
1/16"=1'-0"

N

0' 4' 8' 16' 32'

KINGS COUNTY SUPREME COURT BUILDING ACCESSIBILITY RENOVATIONS

360 Adams Street
Brooklyn NY 11201

Conditions

ALL IDEAS, DESIGNS, ARRANGEMENTS AND PLANS INDICATED OR REPRESENTED BY THIS DRAWING ARE OWNED BY, AND THE PROPERTY OF RONNETTE RILEY ARCHITECT AND WERE CREATED, EVOLVED AND DEVELOPED FOR THE USE ON, AND IN CONNECTION WITH THE SPECIFIED PROJECT.
NONE OF SUCH IDEAS, DESIGNS, ARRANGEMENTS OR PLANS SHALL BE USED BY OR DISCLOSED TO ANY PERSON, FIRM OR CORPORATION FOR ANY PURPOSE WHATSOEVER WITHOUT THE WRITTEN PERMISSION OF RONNETTE RILEY ARCHITECT.

© Copyright Ronnette Riley *Architect* 2021

Ronnette Riley *Architect*

494 Eighth Avenue, 15th Floor
New York, NY 10001
T 212 594 4015
F 212 594 2868
www.ronnetteriley.com

MEP Engineer:

Loring Consulting Engineers, Inc.
360 West 31st Street, 14th Floor
New York, NY 10001-2727
T 212-563 7400
www.loringengineers.com
New York City .Washington, DC . Princeton . Durham . Toronto

Structural Engineer:

Silman
32 Old Slip, 10th Floor
New York, NY 10005
T 212-620 7970
www.Silman.com

Rev	Date	Issue
	11 JUN 2021	Issue for SD Review
	22 OCT 2021	DD Review
	23 NOV 2021	DD Submission
	4 MAR 2022	Issue for Final DD
	6 DEC 2022	CD Review
	23 MAR 2023	CD FINAL

Title

3RD FL PLAN

Date	06-11-2021
Project No.	4107
Drawing By	CQ,SJ
CHK By	BTL, YM
Scale	AS NOTED

DOB Rev
A103 .00
_ of __

DOB SCAN



KINGS COUNTY SUPREME COURT BUILDING ACCESSIBILITY RENOVATIONS

360 Adams Street
Brooklyn NY 11201

Conditions

ALL IDEAS, DESIGNS, ARRANGEMENTS AND PLANS INDICATED OR REPRESENTED BY THIS DRAWING ARE OWNED BY, AND THE PROPERTY OF RONNETTE RILEY ARCHITECT AND WERE CREATED, EVOLVED AND DEVELOPED FOR THE USE ON, AND IN CONNECTION WITH THE SPECIFIED PROJECT.
NONE OF SUCH IDEAS, DESIGNS, ARRANGEMENTS OR PLANS SHALL BE USED BY OR DISCLOSED TO ANY PERSON, FIRM OR CORPORATION FOR ANY PURPOSE WHATSOEVER WITHOUT THE WRITTEN PERMISSION OF RONNETTE RILEY ARCHITECT.

© Copyright Ronnette Riley *Architect* 2021

Ronnette Riley *Architect*

494 Eighth Avenue, 15th Floor
New York, NY 10001
T 212 594 4015
F 212 594 2868
www.ronnetteriley.com

MEP Engineer:

Loring Consulting Engineers, Inc.
360 West 31st Street, 14th Floor
New York, NY 10001-2727
T 212-563 7400
www.loringengineers.com
New York City .Washington, DC . Princeton . Durham . Toronto

Structural Engineer:

Silman
32 Old Slip, 10th Floor
New York, NY 10005
T 212-620 7970
www.Silman.com

Rev	Date	Issue
	11 JUN 2021	Issue for SD Review
	22 OCT 2021	DD Review
	23 NOV 2021	DD Submission
	4 MAR 2022	Issue for Final DD
	6 DEC 2022	CD Review
	23 MAR 2023	CD FINAL

Title

4TH FL PLAN

Date	06-11-2021
Project No.	4107
Drawing By	CQ,SJ
CHK By	BTL
Scale	AS NOTED

DOB Rev

A104 .00

_ of __

DOB SCAN

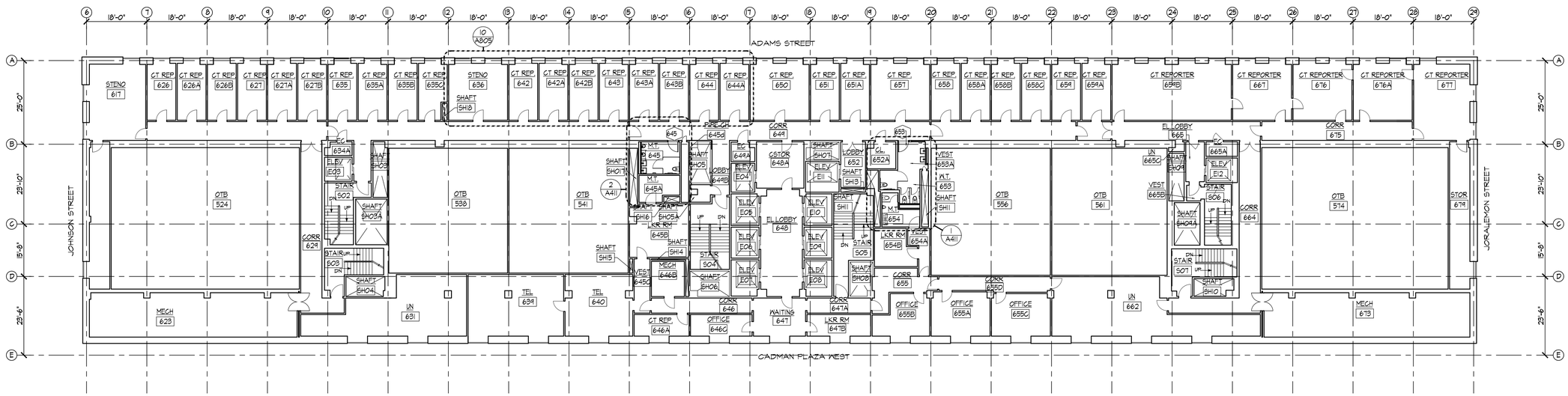

2 6TH FLOOR PLAN
1/16"=1'-0"

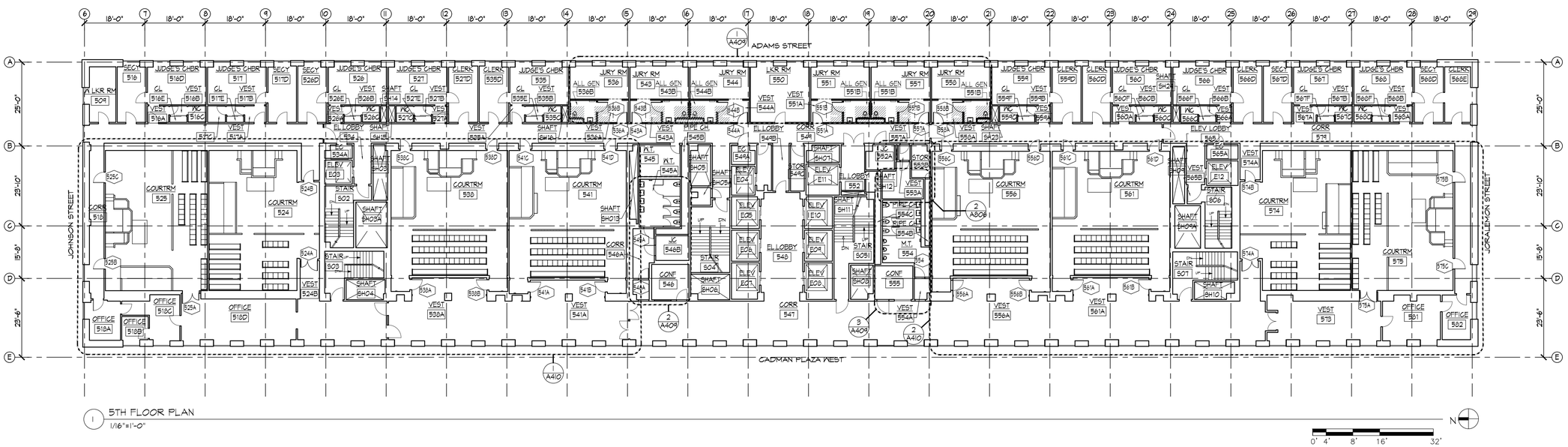

1 5TH FLOOR PLAN
1/16"=1'-0"

KINGS COUNTY SUPREME COURT BUILDING ACCESSIBILITY RENOVATIONS

360 Adams Street
Brooklyn NY 11201

Conditions

ALL IDEAS, DESIGNS, ARRANGEMENTS AND PLANS INDICATED OR REPRESENTED BY THIS DRAWING ARE OWNED BY, AND THE PROPERTY OF RONNETTE RILEY ARCHITECT AND WERE CREATED, EVOLVED AND DEVELOPED FOR THE USE ON, AND IN CONNECTION WITH THE SPECIFIED PROJECT.
NONE OF SUCH IDEAS, DESIGNS, ARRANGEMENTS OR PLANS SHALL BE USED BY OR DISCLOSED TO ANY PERSON, FIRM OR CORPORATION FOR ANY PURPOSE WHATSOEVER WITHOUT THE WRITTEN PERMISSION OF RONNETTE RILEY ARCHITECT.

© Copyright Ronnette Riley *Architect* 2021

Ronnette Riley *Architect*

494 Eighth Avenue, 15th Floor
New York, NY 10001
T 212 594 4015
F 212 594 2868
www.ronnetteriley.com

MEP Engineer:

Loring Consulting Engineers, Inc.
360 West 31st Street, 14th Floor
New York, NY 10001-2727
T 212-563 7400
www.loringengineers.com
New York City .Washington, DC . Princeton . Durham . Toronto

Structural Engineer:

Silman
32 Old Slip, 10th Floor
New York, NY 10005
T 212-620 7970
www.Silman.com

Rev	Date	Issue
	11 JUN 2021	Issue for SD Review
	22 OCT 2021	DD Review
	23 NOV 2021	DD Submission
	4 MAR 2022	Issue for Final DD
	6 DEC 2022	CD Review
	23 MAR 2023	CD FINAL

Title

5TH & 6TH FL PLANS

Date	06-11-2021
Project No.	4107
Drawing By	CQ,SJ
CHK By	BTL
Scale	AS NOTED

DOB Rev
A105 .00
_ of ___

DOB SCAN

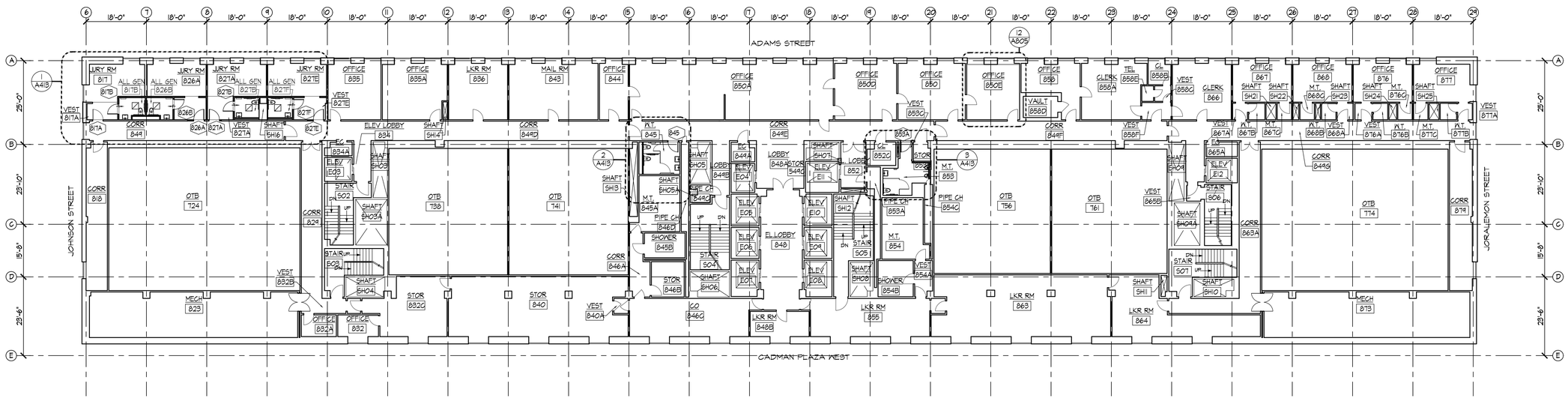

2 8TH FLOOR PLAN
1/16"=1'-0"

0' 4' 8' 16' 32'

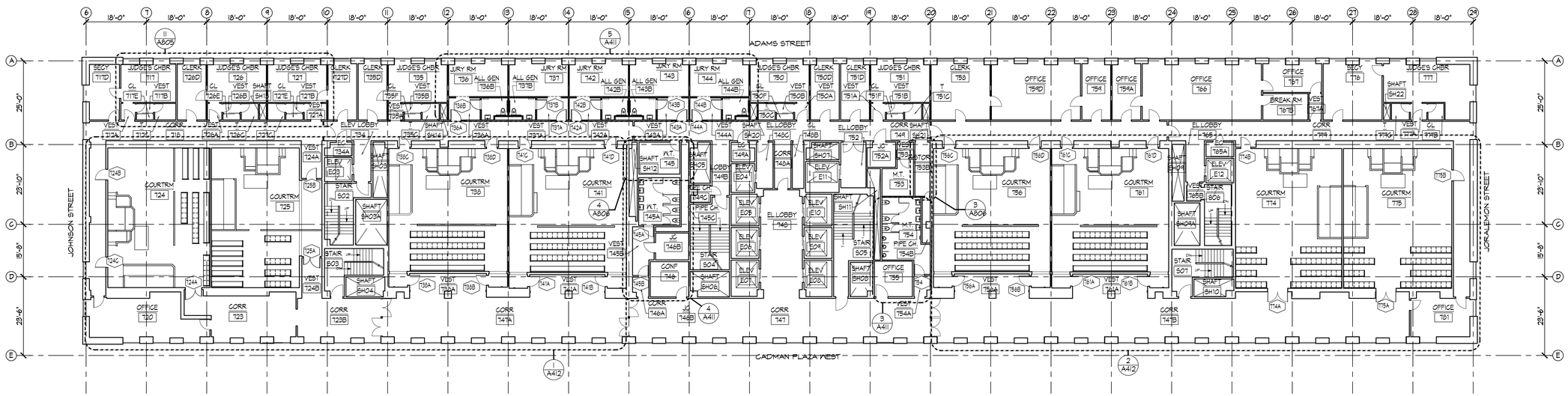

1 7TH FLOOR PLAN
1/16"=1'-0"

0' 4' 8' 16' 32'

KINGS COUNTY SUPREME COURT BUILDING ACCESSIBILITY RENOVATIONS

360 Adams Street
Brooklyn NY 11201

Conditions

ALL IDEAS, DESIGNS, ARRANGEMENTS AND PLANS INDICATED OR REPRESENTED BY THIS DRAWING ARE OWNED BY, AND THE PROPERTY OF RONNETTE RILEY ARCHITECT AND WERE CREATED, EVOLVED AND DEVELOPED FOR THE USE ON, AND IN CONNECTION WITH THE SPECIFIED PROJECT.
NONE OF SUCH IDEAS, DESIGNS, ARRANGEMENTS OR PLANS SHALL BE USED BY OR DISCLOSED TO ANY PERSON, FIRM OR CORPORATION FOR ANY PURPOSE WHATSOEVER WITHOUT THE WRITTEN PERMISSION OF RONNETTE RILEY ARCHITECT.

© Copyright Ronnette Riley *Architect* 2021

Ronnette Riley *Architect*

494 Eighth Avenue, 15th Floor
New York, NY 10001
T 212 594 4015
F 212 594 2868
www.ronnetteriley.com

MEP Engineer:

Loring Consulting Engineers, Inc.
360 West 31st Street, 14th Floor
New York, NY 10001-2727
T 212-563 7400
www.loringengineers.com
New York City .Washington, DC . Princeton . Durham . Toronto

Structural Engineer:

Silman
32 Old Slip, 10th Floor
New York, NY 10005
T 212-620 7970
www.Silman.com

Rev	Date	Issue
	11 JUN 2021	Issue for SD Review
	22 OCT 2021	DD Review
	23 NOV 2021	DD Submission
	4 MAR 2022	Issue for Final DD
	6 DEC 2022	CD Review
	23 MAR 2023	CD FINAL

Title

7TH & 8TH FL PLANS

Date	06-11-2021
Project No.	4107
Drawing By	CQ,SJ
CHK By	BTL
Scale	AS NOTED

DOB Rev
A106 .00

DOB SCAN

_ of __

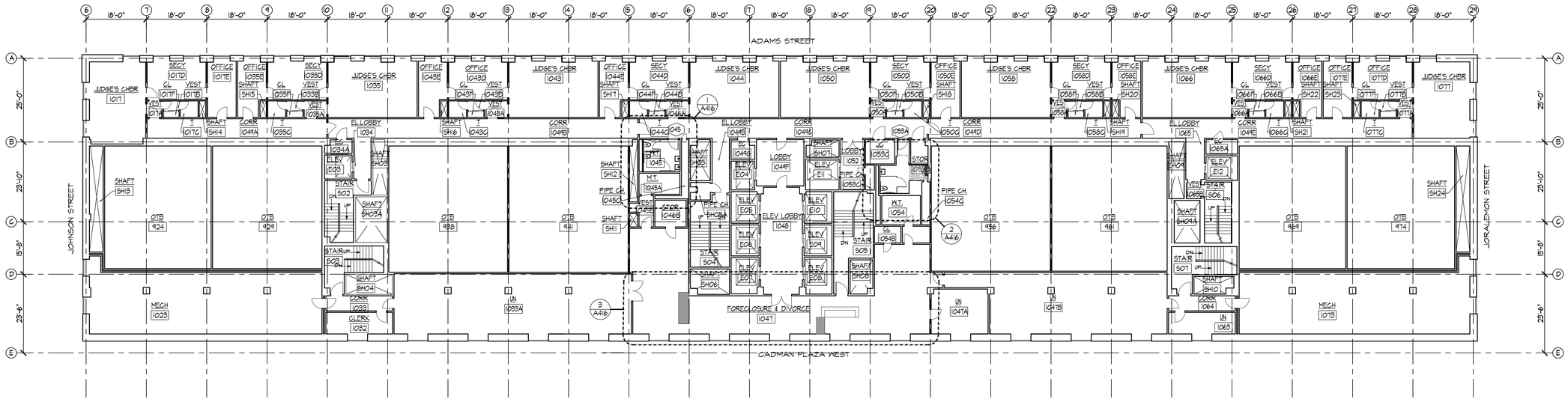

2 10TH FLOOR PLAN
1/16"=1'-0"

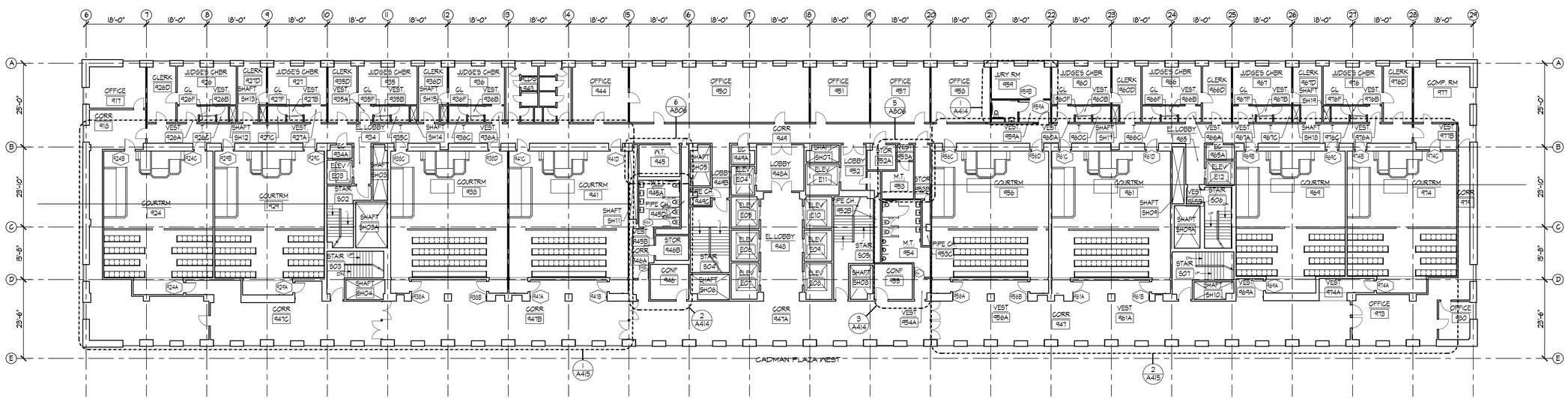

1 9TH FLOOR PLAN
1/16"=1'-0"

KINGS COUNTY SUPREME COURT BUILDING ACCESSIBILITY RENOVATIONS

360 Adams Street
Brooklyn NY 11201

Conditions

ALL IDEAS, DESIGNS, ARRANGEMENTS AND PLANS INDICATED OR REPRESENTED BY THIS DRAWING ARE OWNED BY, AND THE PROPERTY OF RONNETTE RILEY ARCHITECT AND WERE CREATED, EVOLVED AND DEVELOPED FOR THE USE ON, AND IN CONNECTION WITH THE SPECIFIED PROJECT.
NONE OF SUCH IDEAS, DESIGNS, ARRANGEMENTS OR PLANS SHALL BE USED BY OR DISCLOSED TO ANY PERSON, FIRM OR CORPORATION FOR ANY PURPOSE WHATSOEVER WITHOUT THE WRITTEN PERMISSION OF RONNETTE RILEY ARCHITECT.

© Copyright Ronnette Riley *Architect* 2021

Ronnette Riley *Architect*

494 Eighth Avenue, 15th Floor
New York, NY 10001
T 212 594 4015
F 212 594 2868
www.ronnetteriley.com

MEP Engineer:

Loring Consulting Engineers, Inc.
360 West 31st Street, 14th Floor
New York, NY 10001-2727
T 212-563 7400
www.loringengineers.com
New York City .Washington, DC . Princeton . Durham . Toronto

Structural Engineer:

Silman
32 Old Slip, 10th Floor
New York, NY 10005
T 212-620 7970
www.Silman.com

Rev	Date	Issue
	11 JUN 2021	Issue for SD Review
	22 OCT 2021	DD Review
	23 NOV 2021	DD Submission
	4 MAR 2022	Issue for Final DD
	6 DEC 2022	CD Review
	23 MAR 2023	CD FINAL

Title

9TH & 10TH FL PLANS

Date	06-11-2021
Project No.	4107
Drawing By	CQ,SJ
CHK By	BTL
Scale	AS NOTED

DOB Rev
A107 .00
_ of __

DOB SCAN

KINGS COUNTY SUPREME COURT BUILDING ACCESSIBILITY RENOVATIONS

360 Adams Street
Brooklyn NY 11201

Conditions

ALL IDEAS, DESIGNS, ARRANGEMENTS AND PLANS INDICATED OR REPRESENTED BY THIS DRAWING ARE OWNED BY, AND THE PROPERTY OF RONNETTE RILEY ARCHITECT AND WERE CREATED, EVOLVED AND DEVELOPED FOR THE USE ON, AND IN CONNECTION WITH THE SPECIFIED PROJECT.
NONE OF SUCH IDEAS, DESIGNS, ARRANGEMENTS OR PLANS SHALL BE USED BY OR DISCLOSED TO ANY PERSON, FIRM OR CORPORATION FOR ANY PURPOSE WHATSOEVER WITHOUT THE WRITTEN PERMISSION OF RONNETTE RILEY ARCHITECT.

© Copyright Ronnette Riley *Architect* 2021

Ronnette Riley *Architect*

494 Eighth Avenue, 15th Floor
New York, NY 10001
T 212 594 4015
F 212 594 2868
www.ronnetteriley.com

MEP Engineer:

Loring Consulting Engineers, Inc.
360 West 31st Street, 14th Floor
New York, NY 10001-2727
T 212-563 7400
www.loringengineers.com
New York City .Washington, DC . Princeton . Durham . Toronto

Structural Engineer:

Silman
32 Old Slip, 10th Floor
New York, NY 10005
T 212-620 7970
www.Silman.com

Rev	Date	Issue
	11 JUN 2021	Issue for SD Review
	22 OCT 2021	DD Review
	23 NOV 2021	DD Submission
	4 MAR 2022	Issue for Final DD
	6 DEC 2022	CD Review
	23 MAR 2023	CD FINAL

Title

11TH FL PLAN

Date	06-11-2021
Project No.	4107
Drawing By	CQ,SJ
CHK By	BTL
Scale	AS NOTED

DOB Rev
A108 .00
_ of _

DOB SCAN

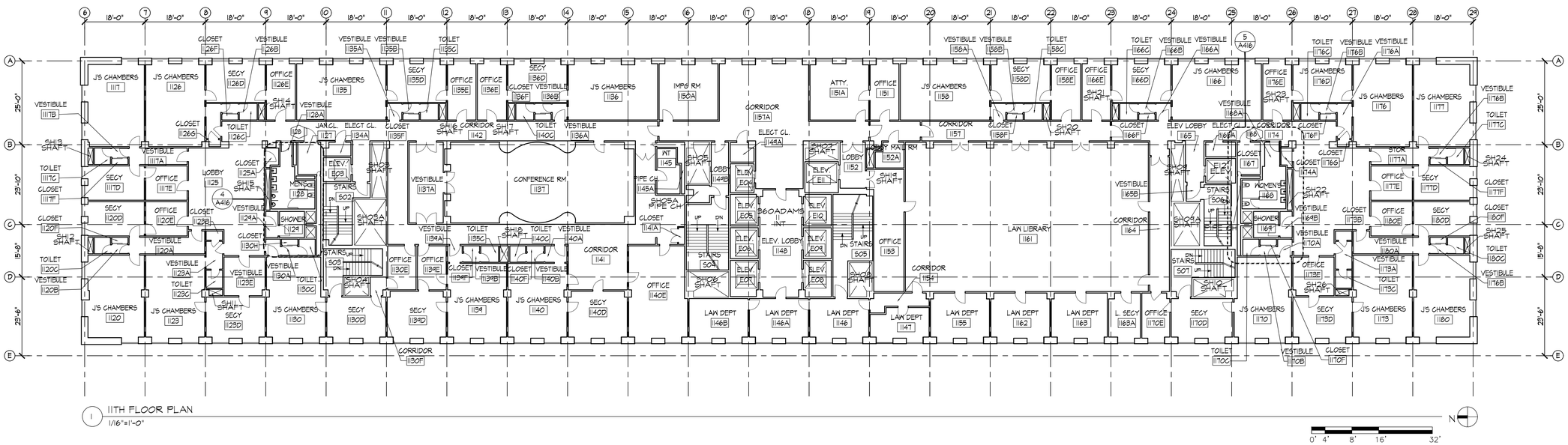

1 11TH FLOOR PLAN
1/16"=1'-0"

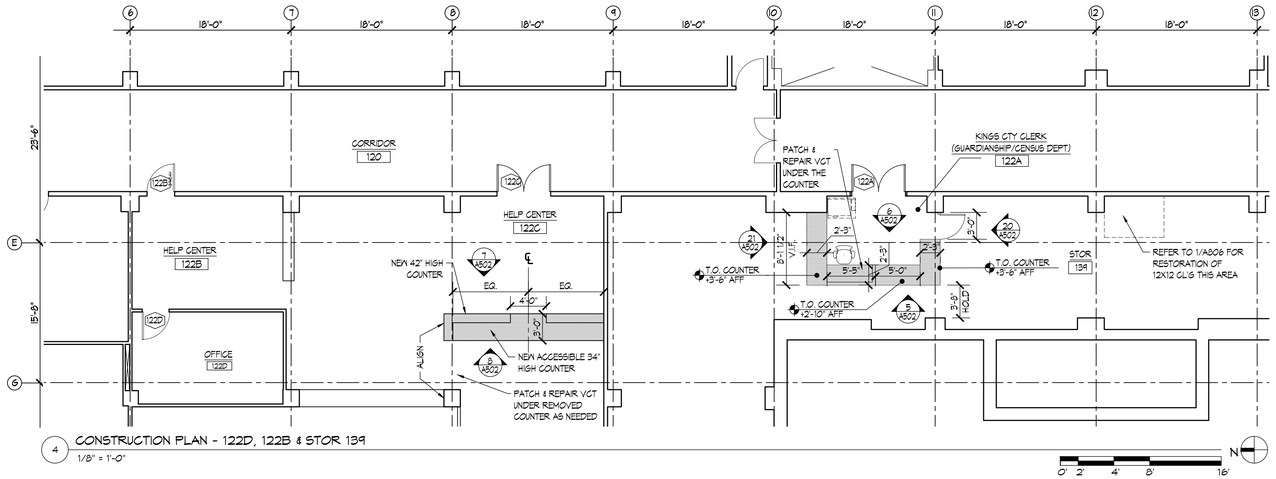

4 CONSTRUCTION PLAN - 122D, 122B & STOR 139
1/8" = 1'-0"

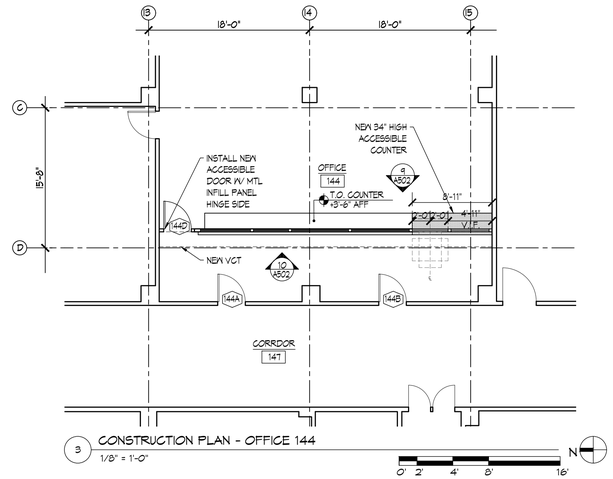

3 CONSTRUCTION PLAN - OFFICE 144
1/8" = 1'-0"

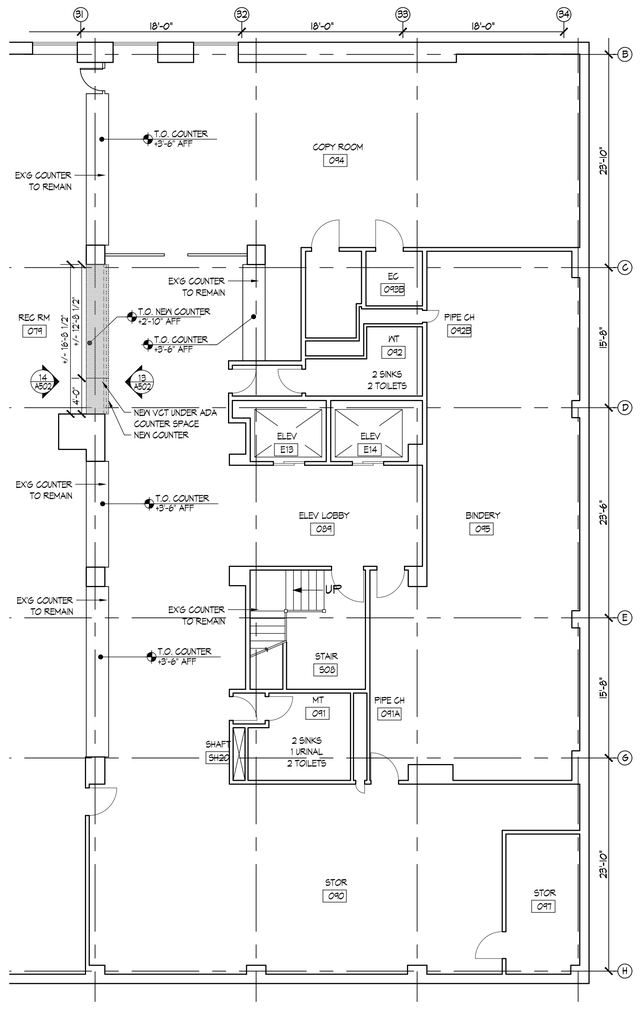

1 CONSTRUCTION PLAN - CELLAR
1/8" = 1'-0"

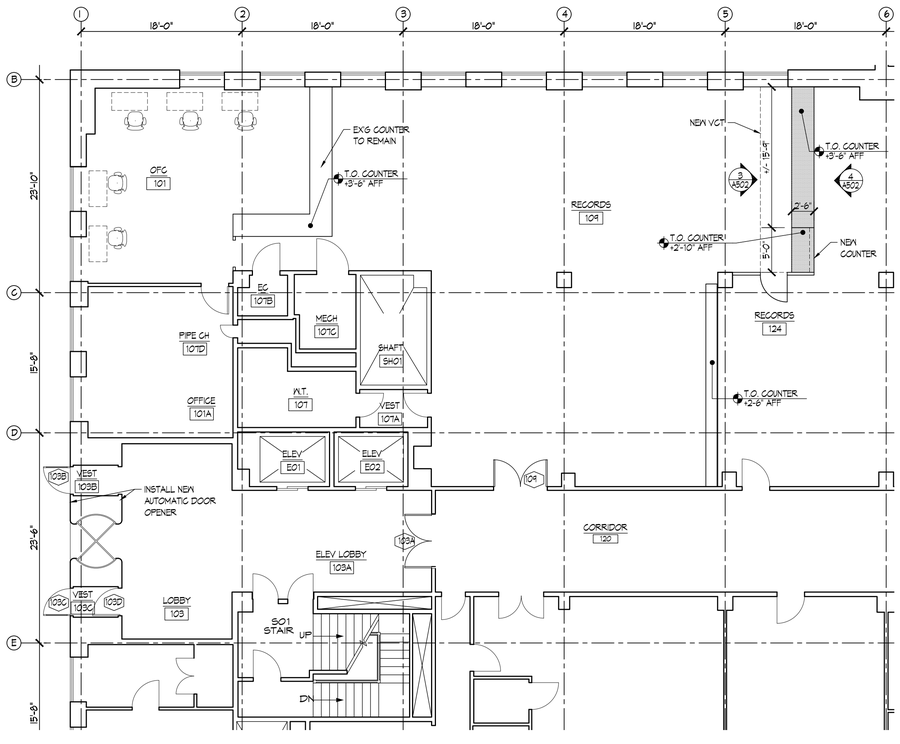

2 CONSTRUCTION PLAN - ELEV LOBBY 103A, CRC 101
1/8" = 1'-0"

KINGS COUNTY SUPREME COURT BUILDING ACCESSIBILITY RENOVATIONS

360 Adams Street
Brooklyn NY 11201

Conditions

ALL IDEAS, DESIGNS, ARRANGEMENTS AND PLANS INDICATED OR REPRESENTED BY THIS DRAWING ARE OWNED BY, AND THE PROPERTY OF RONNETTE RILEY ARCHITECT AND WERE CREATED, EVOLVED AND DEVELOPED FOR THE USE ON, AND IN CONNECTION WITH THE SPECIFIED PROJECT.
NONE OF SUCH IDEAS, DESIGNS, ARRANGEMENTS OR PLANS SHALL BE USED BY OR DISCLOSED TO ANY PERSON, FIRM OR CORPORATION FOR ANY PURPOSE WHATSOEVER WITHOUT THE WRITTEN PERMISSION OF RONNETTE RILEY ARCHITECT.

© Copyright Ronnette Riley *Architect* 2021

Ronnette Riley *Architect*

494 Eighth Avenue, 15th Floor
New York, NY 10001
T 212 594 4015
F 212 594 2868
www.ronnetteriley.com

MEP Engineer:

Loring Consulting Engineers, Inc.
360 West 31st Street, 14th Floor
New York, NY 10001-2727
T 212-563 7400
www.loringengineers.com
New York City .Washington, DC . Princeton . Durham . Toronto

Structural Engineer:

Silman
32 Old Slip, 10th Floor
New York, NY 10005
T 212-620 7970
www.Silman.com

Rev	Date	Issue
	11 JUN 2021	Issue for SD Review
	22 OCT 2021	DD Review
	23 NOV 2021	DD Submission
	4 MAR 2022	Issue for Final DD
	6 DEC 2022	CD Review
	23 MAR 2023	CD FINAL

Title

CELLAR & 1ST FL ENLARGED PLANS

Date	06-11-2021
Project No.	4107
Drawing By	SN
CHK By	BTL
Scale	As Noted

A401 .00 (DOB Rev)

_ of __

DOB SCAN

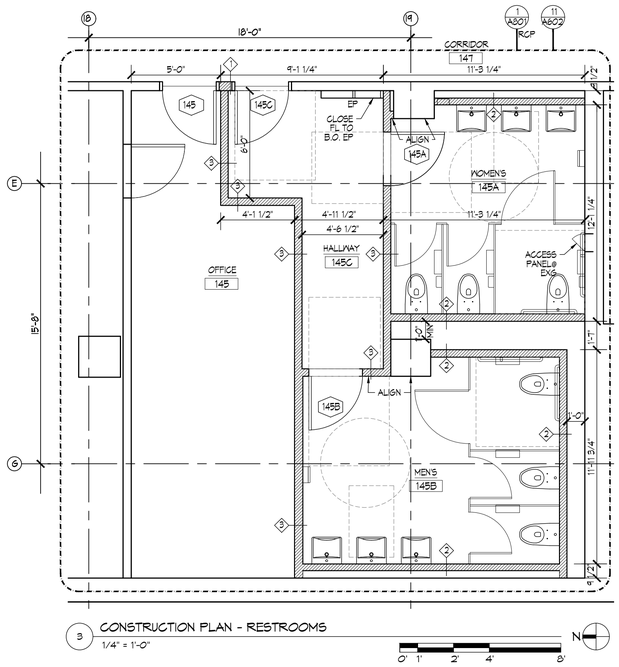

3 CONSTRUCTION PLAN - RESTROOMS
1/4" = 1'-0"

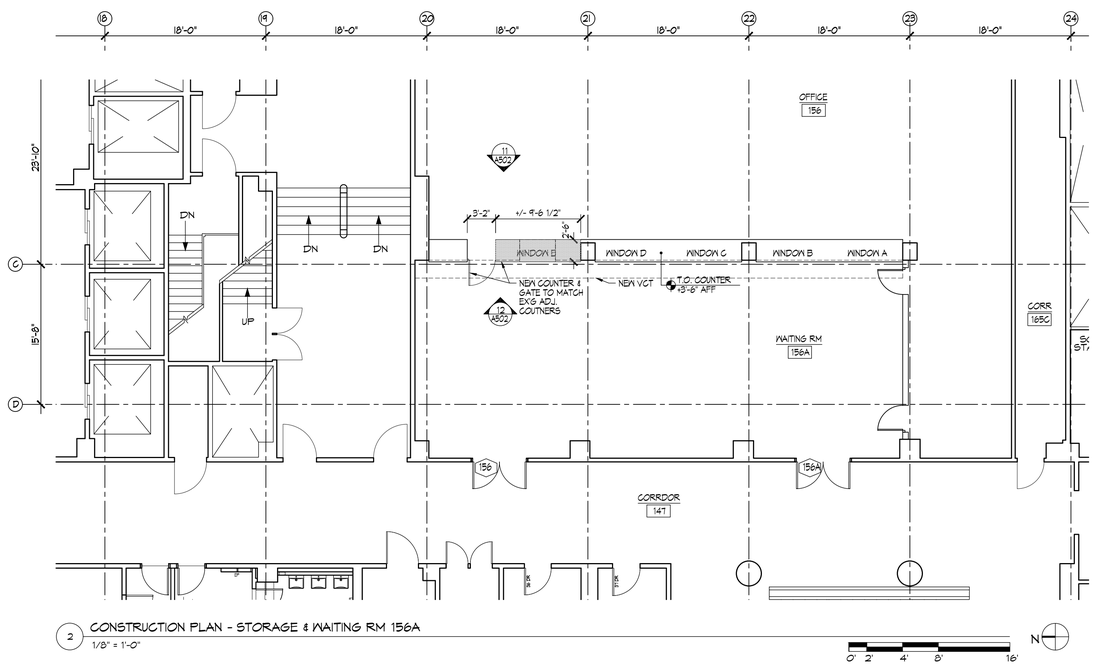

2 CONSTRUCTION PLAN - STORAGE & WAITING RM 156A
1/8" = 1'-0"

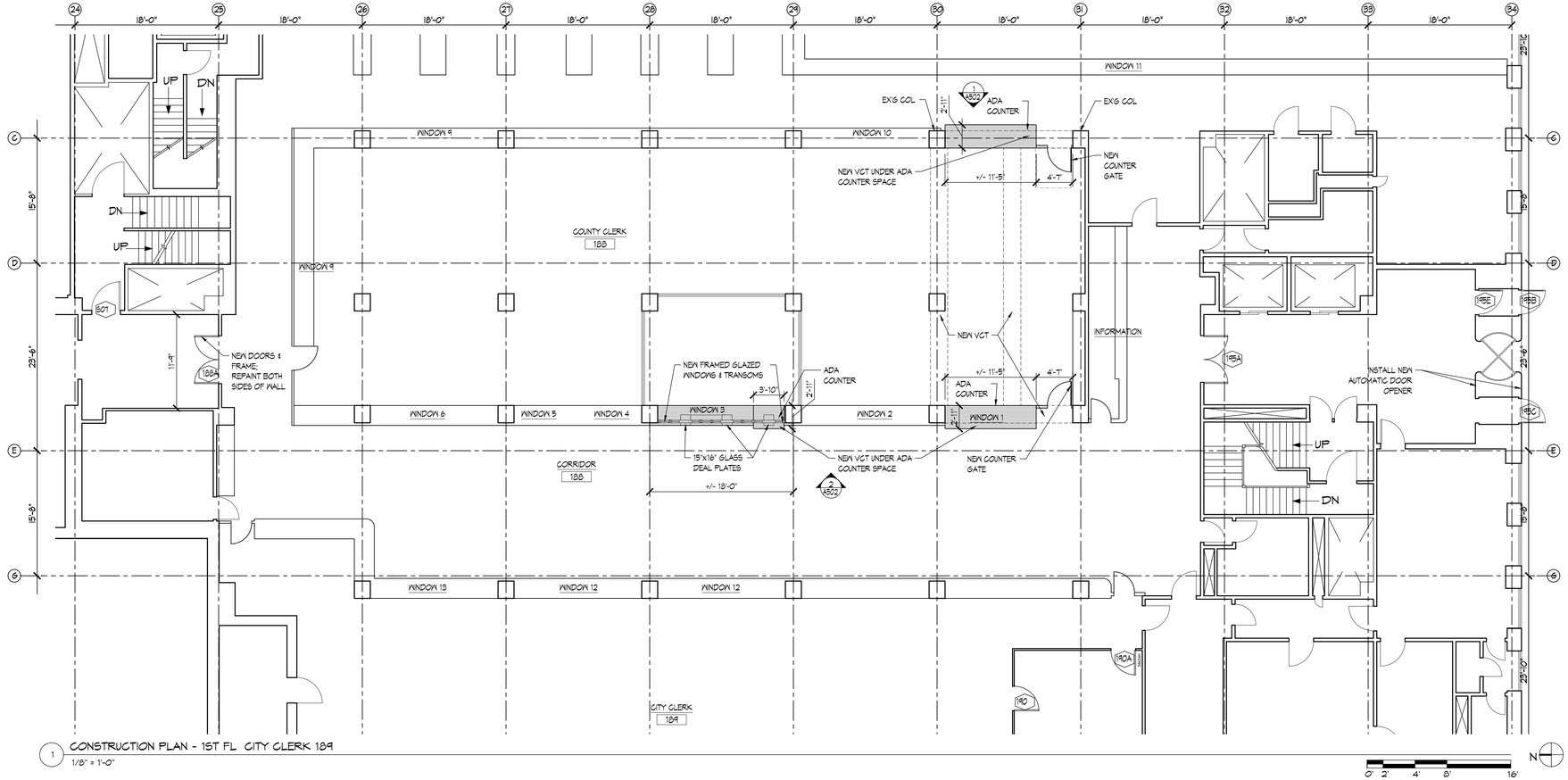

1 CONSTRUCTION PLAN - 1ST FL CITY CLERK 189
1/8" = 1'-0"

KINGS COUNTY SUPREME COURT BUILDING ACCESSIBILITY RENOVATIONS

360 Adams Street
Brooklyn NY 11201

Conditions

ALL IDEAS, DESIGNS, ARRANGEMENTS AND PLANS INDICATED OR REPRESENTED BY THIS DRAWING ARE OWNED BY, AND THE PROPERTY OF RONNETTE RILEY ARCHITECT AND WERE CREATED, EVOLVED AND DEVELOPED FOR THE USE ON, AND IN CONNECTION WITH THE SPECIFIED PROJECT.
NONE OF SUCH IDEAS, DESIGNS, ARRANGEMENTS OR PLANS SHALL BE USED BY OR DISCLOSED TO ANY PERSON, FIRM OR CORPORATION FOR ANY PURPOSE WHATSOEVER WITHOUT THE WRITTEN PERMISSION OF RONNETTE RILEY ARCHITECT.

© Copyright Ronnette Riley *Architect* 2021

Ronnette Riley *Architect*

494 Eighth Avenue, 15th Floor
New York, NY 10001
T 212 594 4015
F 212 594 2868
www.ronnetteriley.com

MEP Engineer:

Loring Consulting Engineers, Inc.
360 West 31st Street, 14th Floor
New York, NY 10001-2727
T 212-563 7400
www.loringengineers.com
New York City .Washington, DC . Princeton . Durham . Toronto

Structural Engineer:

Silman
32 Old Slip, 10th Floor
New York, NY 10005
T 212-620 7970
www.Silman.com

Rev	Date	Issue
	11 JUN 2021	Issue for SD Review
	22 OCT 2021	DD Review
	23 NOV 2021	DD Submission
	4 MAR 2022	Issue for Final DD
	6 DEC 2022	CD Review
	23 MAR 2023	CD FINAL

Title

1ST FL ENLARGED PLANS

Date	06-11-2021
Project No.	4107
Drawing By	SN
CHK By	BTL
Scale	As Noted

A402 .00 (DOB Rev)
_ of __

DOB SCAN

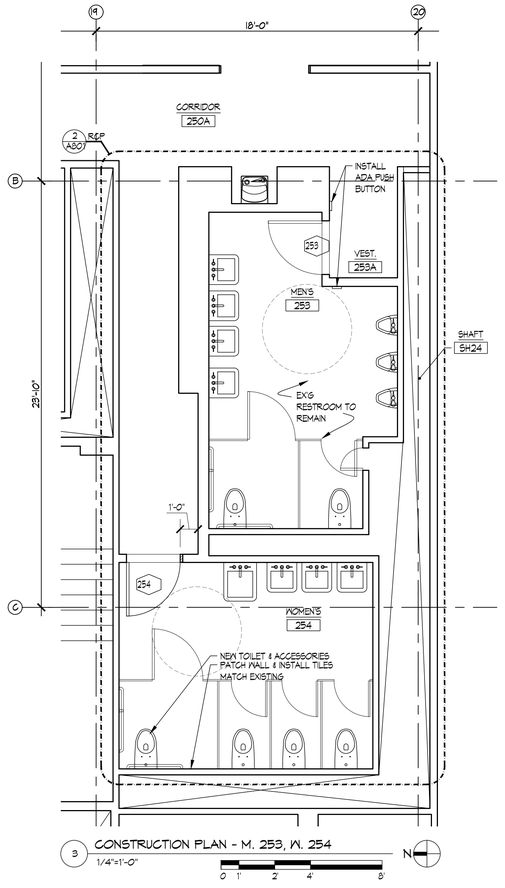

3 CONSTRUCTION PLAN - M. 253, W. 254
1/4"=1'-0"

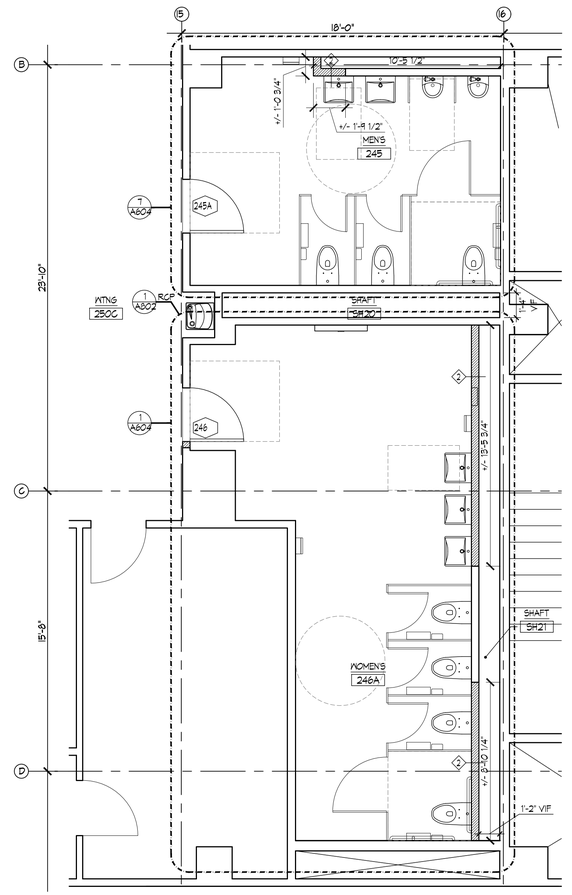

2 CONSTRUCTION PLAN - M. 246 W. 246A
1/4"=1'-0"

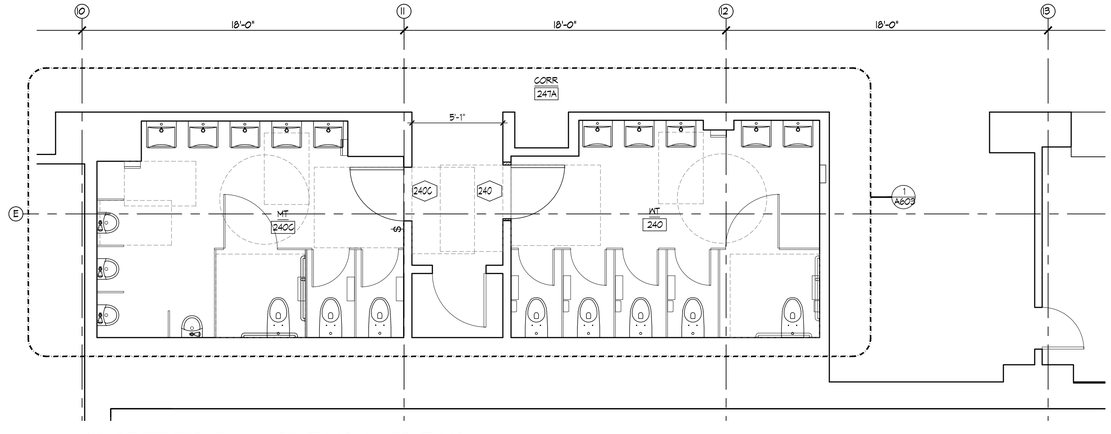

1 CONSTRUCTION PLAN - M. TOILET 240C & W. TOILET 240
1/4"=1'-0"

KINGS COUNTY SUPREME COURT BUILDING ACCESSIBILITY RENOVATIONS

360 Adams Street
Brooklyn NY 11201

Conditions

ALL IDEAS, DESIGN, ARRANGEMENTS AND PLANS INDICATED OR REPRESENTED BY THIS DRAWING ARE OWNED BY, AND THE PROPERTY OF RONNETTE RILEY ARCHITECT AND WERE CREATED, EVOLVED AND DEVELOPED FOR THE USE ON, AND IN CONNECTION WITH THE SPECIFIED PROJECT.
NONE OF SUCH IDEAS, DESIGNS, ARRANGEMENTS OR PLANS SHALL BE USED BY OR DISCLOSED TO ANY PERSON, FIRM OR CORPORATION FOR ANY PURPOSE WHATSOEVER WITHOUT THE WRITTEN PERMISSION OF RONNETTE RILEY ARCHITECT.

© Copyright Ronnette Riley *Architect* 2021

Ronnette Riley *Architect*

494 Eighth Avenue, 15th Floor
New York, NY 10001
T 212 594 4015
F 212 594 2868
www.ronnetteriley.com

MEP Engineer:

Loring Consulting Engineers, Inc.
360 West 31st Street, 14th Floor
New York, NY 10001-2727
T 212-563 7400
www.loringengineers.com
New York City .Washington, DC . Princeton . Durham . Toronto

Structural Engineer:

Silman
32 Old Slip, 10th Floor
New York, NY 10005
T 212-620 7970
www.Silman.com

Rev	Date	Issue
	11 JUN 2021	Issue for SD Review
	22 OCT 2021	DD Review
	23 NOV 2021	DD Submission
	4 MAR 2022	Issue for Final DD
	6 DEC 2022	CD Review
	23 MAR 2023	CD FINAL

Title

2ND FL ENLARGED PLANS - 1

Date	06-11-2021
Project No.	4107
Drawing By	SN/CQ
CHK By	BTZ
Scale	1/4" = 1'-0"

DOB Rev
A403 .00
_ of __

DOB SCAN

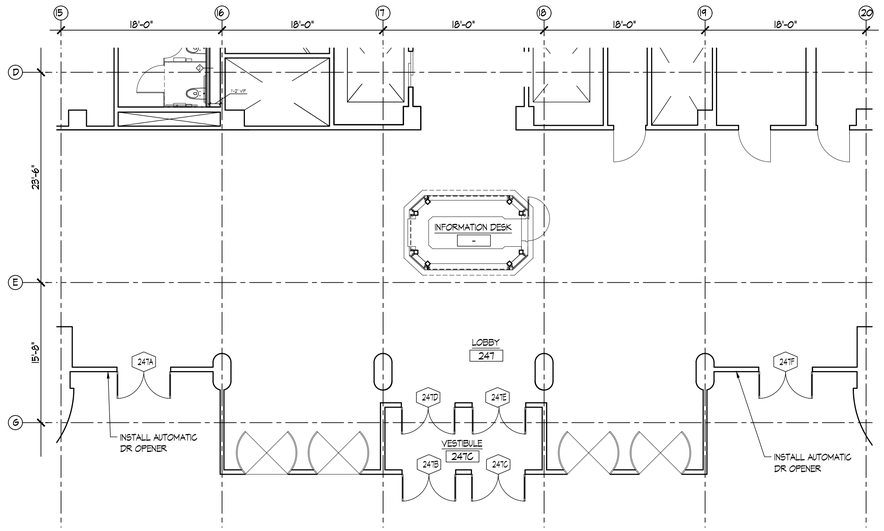

4 CONSTRUCTION - LOBBY 247
1/8"=1'-0"

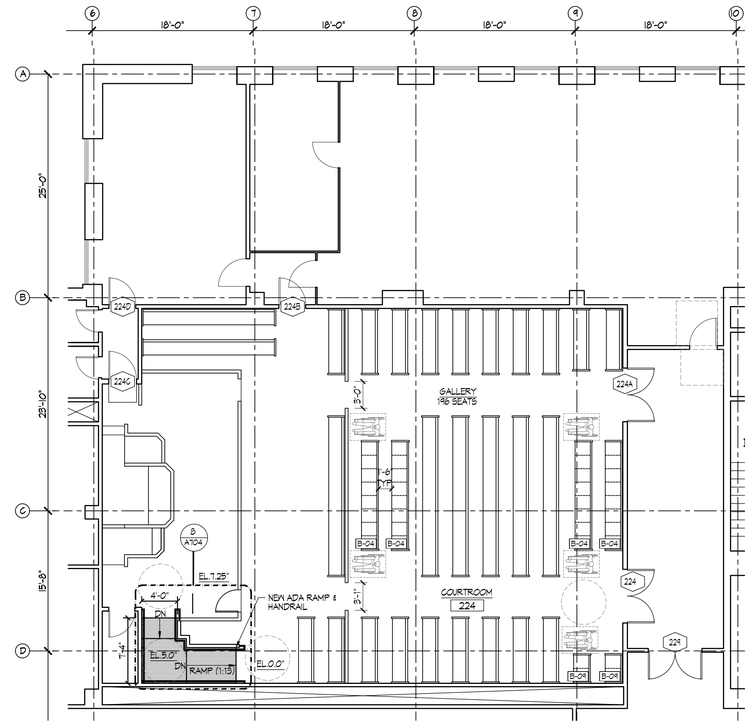

3 CONSTRUCTION PLAN - COUTROOM 224
1/8"=1'-0"

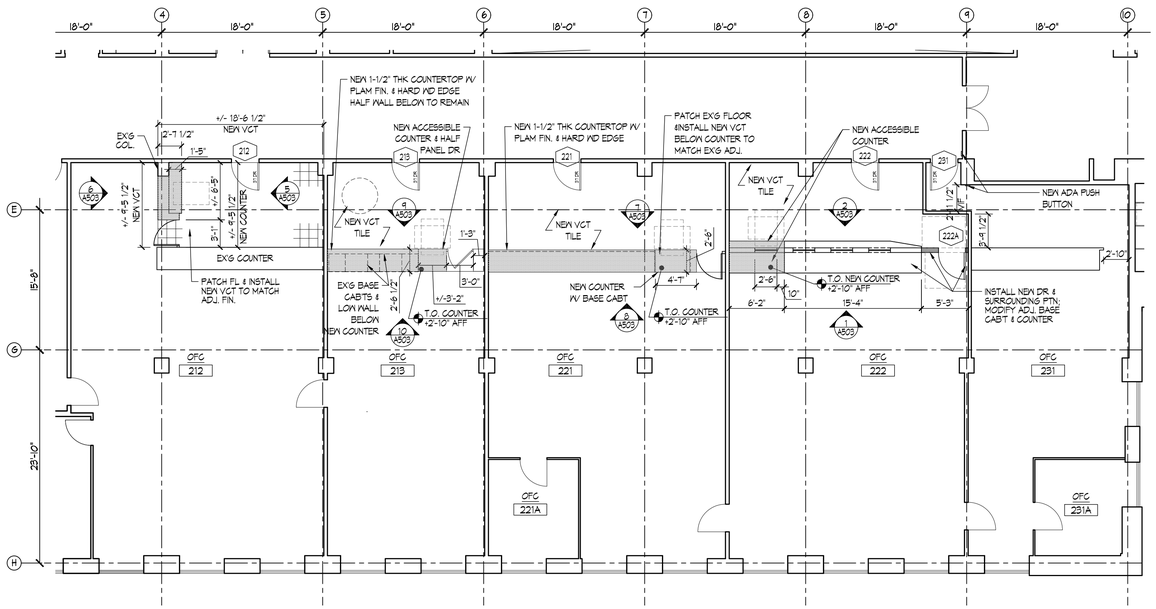

2 CONSTRUCTION PLAN - OFFICES
1/8"=1'-0"

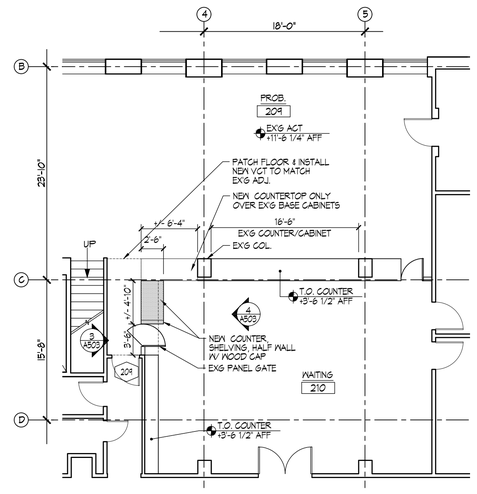

1 CONSTRUCTION PLAN - WAITING 209-210
1/8"=1'-0"

KINGS COUNTY SUPREME COURT BUILDING ACCESSIBILITY RENOVATIONS

360 Adams Street
Brooklyn NY 11201

Conditions

ALL IDEAS, DESIGN, ARRANGEMENTS AND PLANS INDICATED OR REPRESENTED BY THIS DRAWING ARE OWNED BY, AND THE PROPERTY OF RONNETTE RILEY ARCHITECT AND WERE CREATED, EVOLVED AND DEVELOPED FOR THE USE ON, AND IN CONNECTION WITH THE SPECIFIED PROJECT.
NONE OF SUCH IDEAS, DESIGNS, ARRANGEMENTS OR PLANS SHALL BE USED BY OR DISCLOSED TO ANY PERSON, FIRM OR CORPORATION FOR ANY PURPOSE WHATSOEVER WITHOUT THE WRITTEN PERMISSION OF RONNETTE RILEY ARCHITECT.

© Copyright Ronnette Riley *Architect* 2021

Ronnette Riley *Architect*

494 Eighth Avenue, 15th Floor
New York, NY 10001
T 212 594 4015
F 212 594 2868
www.ronnetteriley.com

MEP Engineer:

Loring Consulting Engineers, Inc.
360 West 31st Street, 14th Floor
New York, NY 10001-2727
T 212-563 7400
www.loringengineers.com
New York City .Washington, DC . Princeton . Durham . Toronto

Structural Engineer:

Silman
32 Old Slip, 10th Floor
New York, NY 10005
T 212-620 7970
www.Silman.com

Rev	Date	Issue
	11 JUN 2021	Issue for SD Review
	22 OCT 2021	DD Review
	23 NOV 2021	DD Submission
	4 MAR 2022	Issue for Final DD
	6 DEC 2022	CD Review
	23 MAR 2023	CD FINAL

Title

2ND FL ENLARGED PLANS - 2

Date	06-11-2021
Project No.	4107
Drawing By	SN/CQ
CHK By	BTZ
Scale	1/8" = 1'-0"

DOB Rev

A404 .00

_ of __

DOB SCAN

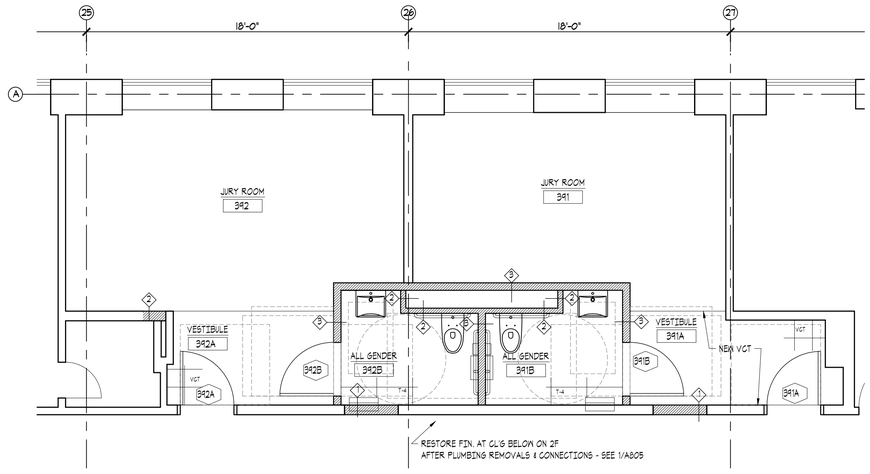

7 CONSTRUCTION PLANJURY ROOMS 391 & 392
1/4"=1'-0"

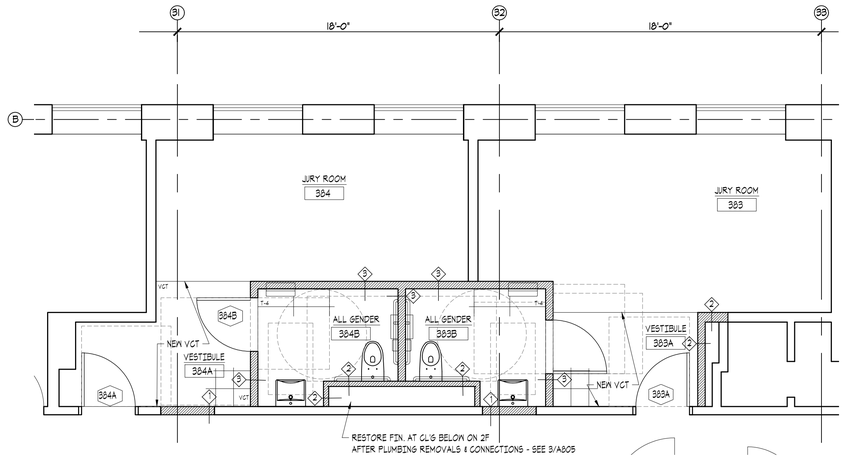

6 CONSTRUCTION PLAN JURY ROOMS 383 &384
1/4"=1'-0"

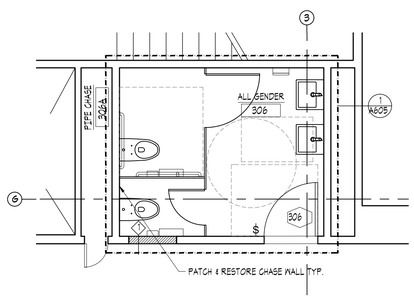

5 CONSTRUCTION PLAN - 306
1/4"=1'-0"

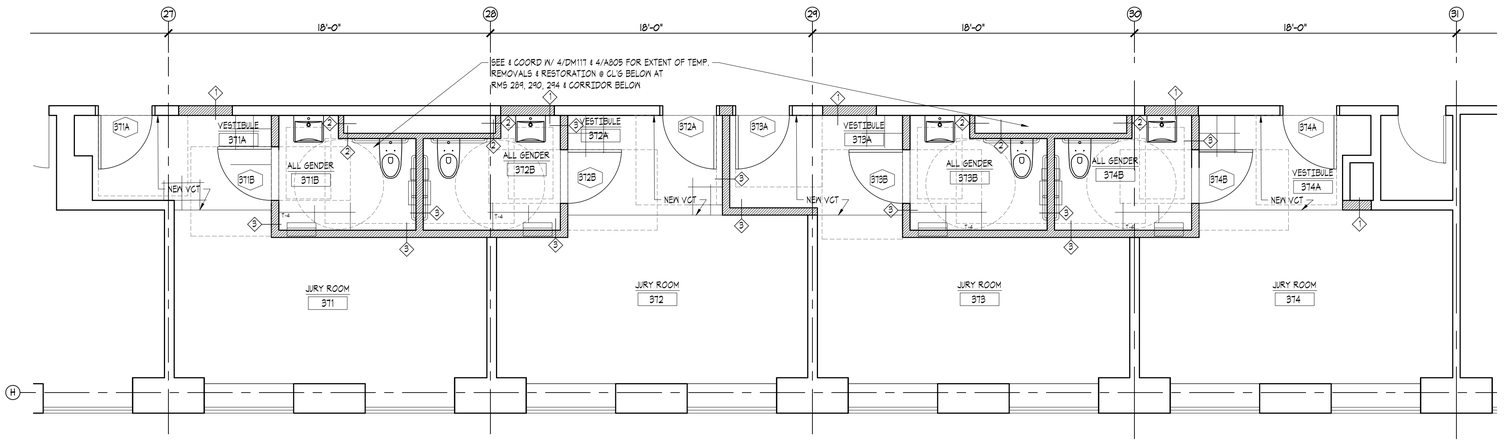

4 CONSTRUCTION PLAN JURY ROOMS
1/4"=1'-0"

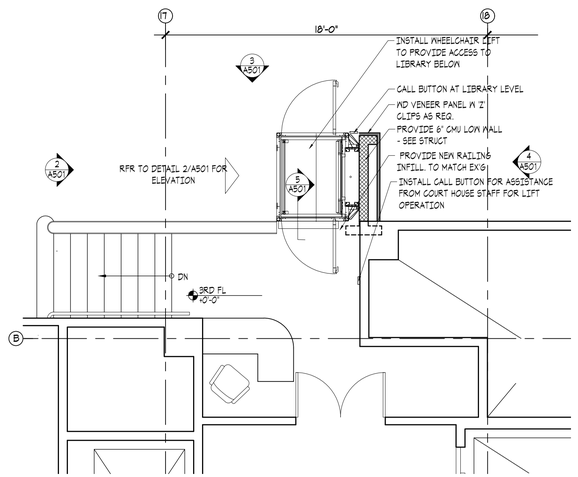

3 CONSTRUCTION PLAN - STAIRS30C
1/4"=1'-0"

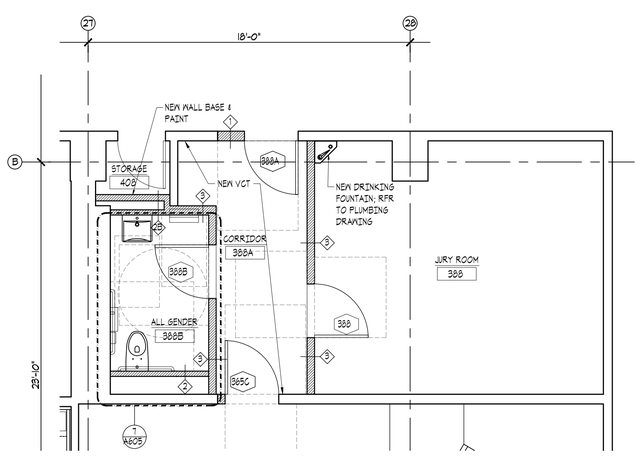

2 CONSTRUCTION PLAN - 388B
1/4"=1'-0"

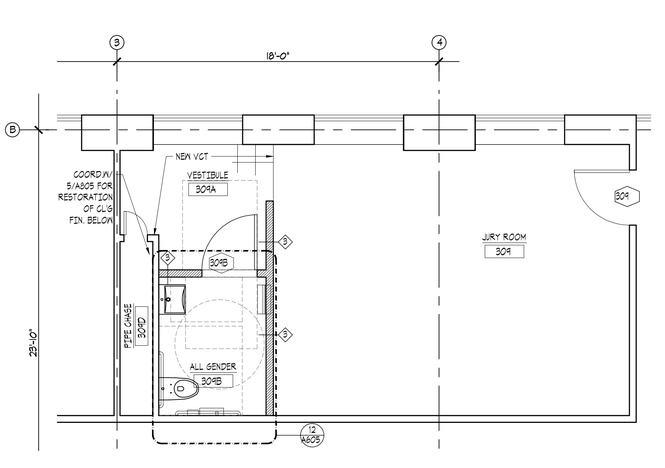

1 CONSTRUCTION PLAN - JR 309
1/4"=1'-0"

11 JUN 2021	Issue for SD Review
22 OCT 2021	DD Review
23 NOV 2021	DD Submission
4 MAR 2022	Issue for Final DD
6 DEC 2022	CD Review
23 MAR 2023	CD FINAL

3RD FL
ENLARGED PLANS - 1

SN
BTL
1/4" = 1'-0"

A405 .00
_ of __

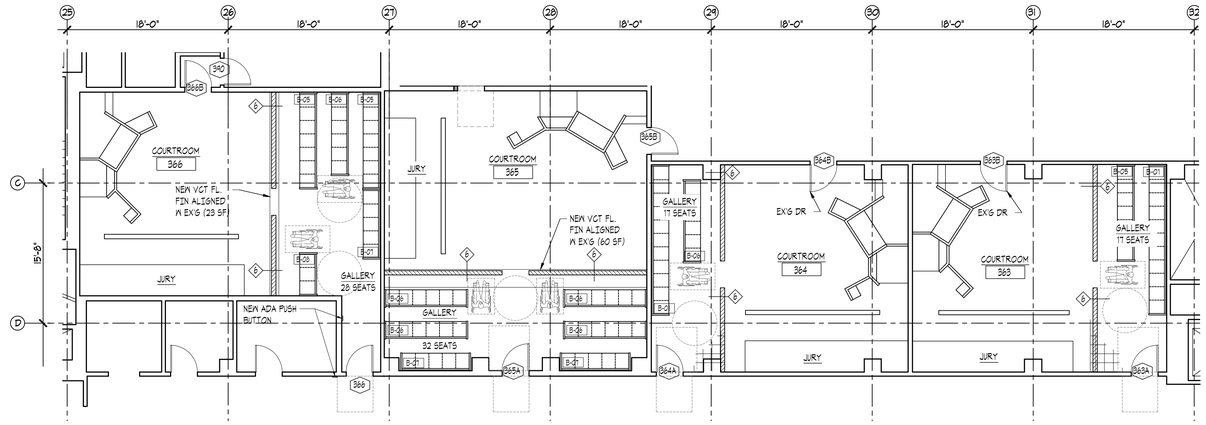

4 CT RM 363, 364, 365 & 366 CONSTRUCTION PLAN
1/8"=1'-0"

N
0 2' 4' 8' 16'

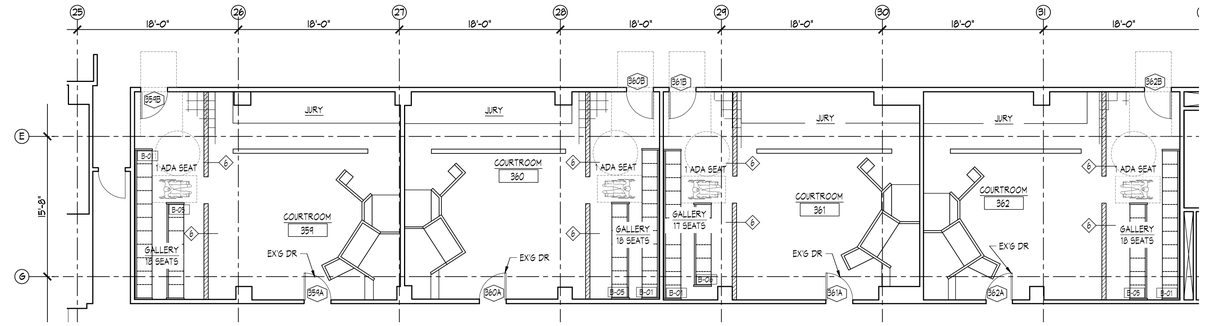

3 CONSTRUCTION PLAN CT RM 359, 360, 361 & 362
1/8"=1'-0"

N
0 2' 4' 8' 16'

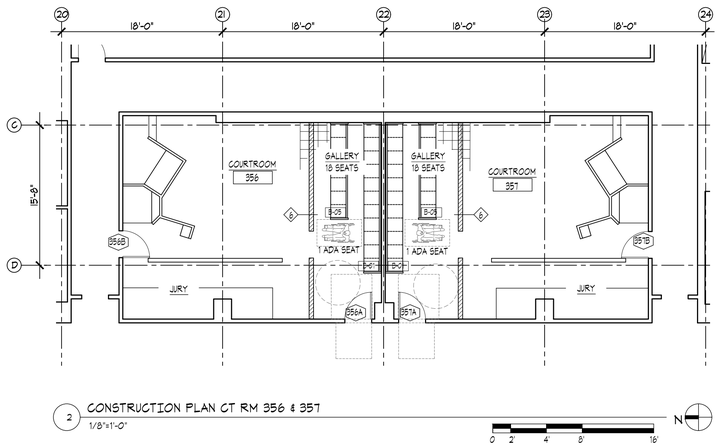

2 CONSTRUCTION PLAN CT RM 356 & 357
1/8"=1'-0"

N
0 2' 4' 8' 16'

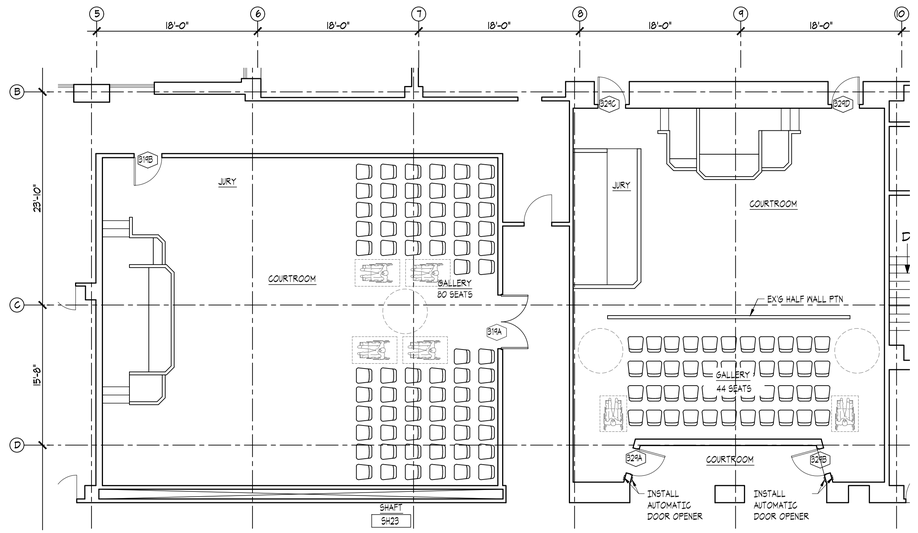

1 CONSTRUCTION PLAN - CT RM 319 & 329
1/8"=1'-0"

N
0 2' 4' 8' 16'

11 JUN 2021	Issue for SD Review
22 OCT 2021	DD Review
23 NOV 2021	DD Submission
4 MAR 2022	Issue for Final DD
6 DEC 2022	CD Review
23 MAR 2023	CD FINAL

3RD FL
ENLARGED PLANS - 2

SJ
BTL
1/8" = 1'-0"

A406 .00
_ of __

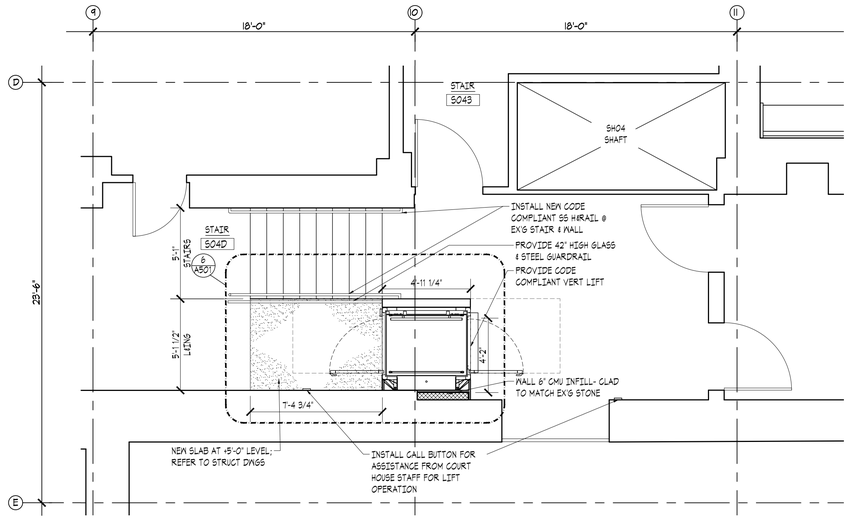

4 STAIR 504D, CONSTRUCTION PLAN
1/4"=1'-0"

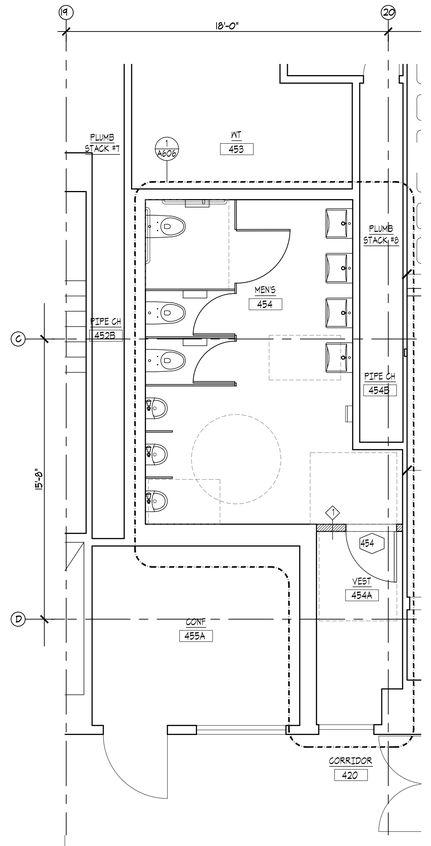

3 M. TOILET 454, CONSTRUCTION PLAN
1/4"=1'-0"

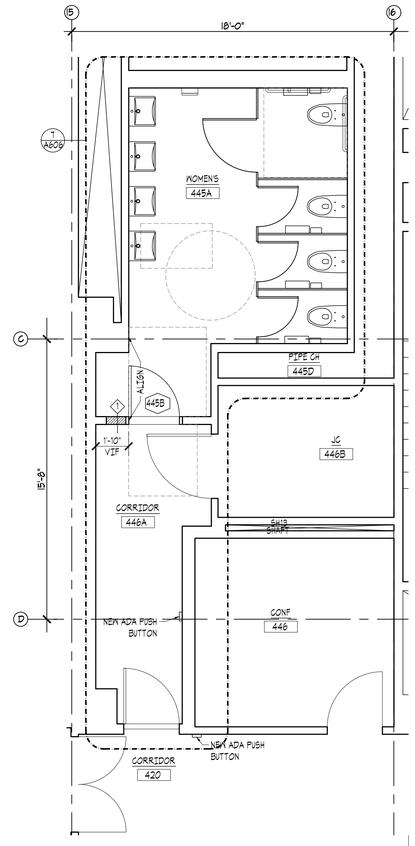

2 W. TOILET 445A, CONSTRUCTION PLAN
1/4"=1'-0"

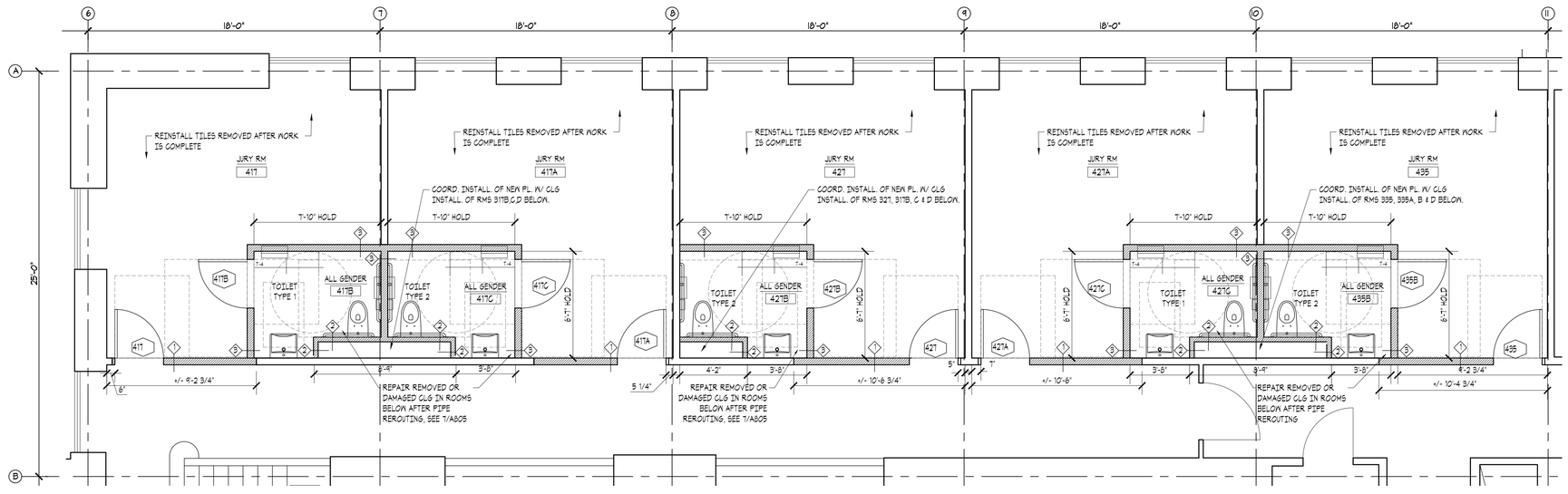

1 JURY RM 417, 417A, 427, 427A, 435, CONSTRUCTION PLAN
1/4"=1'-0"

KINGS COUNTY SUPREME COURT BUILDING ACCESSIBILITY RENOVATIONS

360 Adams Street
Brooklyn NY 11201

Conditions

ALL IDEAS, DESIGNS, ARRANGEMENTS AND PLANS INDICATED OR REPRESENTED BY THIS DRAWING ARE OWNED BY, AND THE PROPERTY OF RONNETTE RILEY ARCHITECT AND WERE CREATED, EVOLVED AND DEVELOPED FOR THE USE ON, AND IN CONNECTION WITH THE SPECIFIED PROJECT.
NONE OF SUCH IDEAS, DESIGNS, ARRANGEMENTS OR PLANS SHALL BE USED BY OR DISCLOSED TO ANY PERSON, FIRM OR CORPORATION FOR ANY PURPOSE WHATSOEVER WITHOUT THE WRITTEN PERMISSION OF RONNETTE RILEY ARCHITECT.

© Copyright Ronnette Riley *Architect* 2021

Ronnette Riley *Architect*

494 Eighth Avenue, 15th Floor
New York, NY 10001
T 212 594 4015
F 212 594 2868
www.ronnetteriley.com

MEP Engineer:

Loring Consulting Engineers, Inc.
360 West 31st Street, 14th Floor
New York, NY 10001-2727
T 212-563 7400
www.loringengineers.com
New York City .Washington, DC . Princeton . Durham . Toronto

Structural Engineer:

Silman
32 Old Slip, 10th Floor
New York, NY 10005
T 212-620 7970
www.Silman.com

Rev	Date	Issue
	11 JUN 2021	Issue for SD Review
	22 OCT 2021	DD Review
	23 NOV 2021	DD Submission
	4 MAR 2022	Issue for Final DD
	6 DEC 2022	CD Review
	23 MAR 2023	CD FINAL

Title
4TH FL
ENLARGED PLANS -1

Date	06-11-2021
Project No.	4107
Drawing By	KGS
CHK By	BL
Scale	1/4" = 1'-0"

DOB Rev
A407 .00
_ of __

DOB SCAN

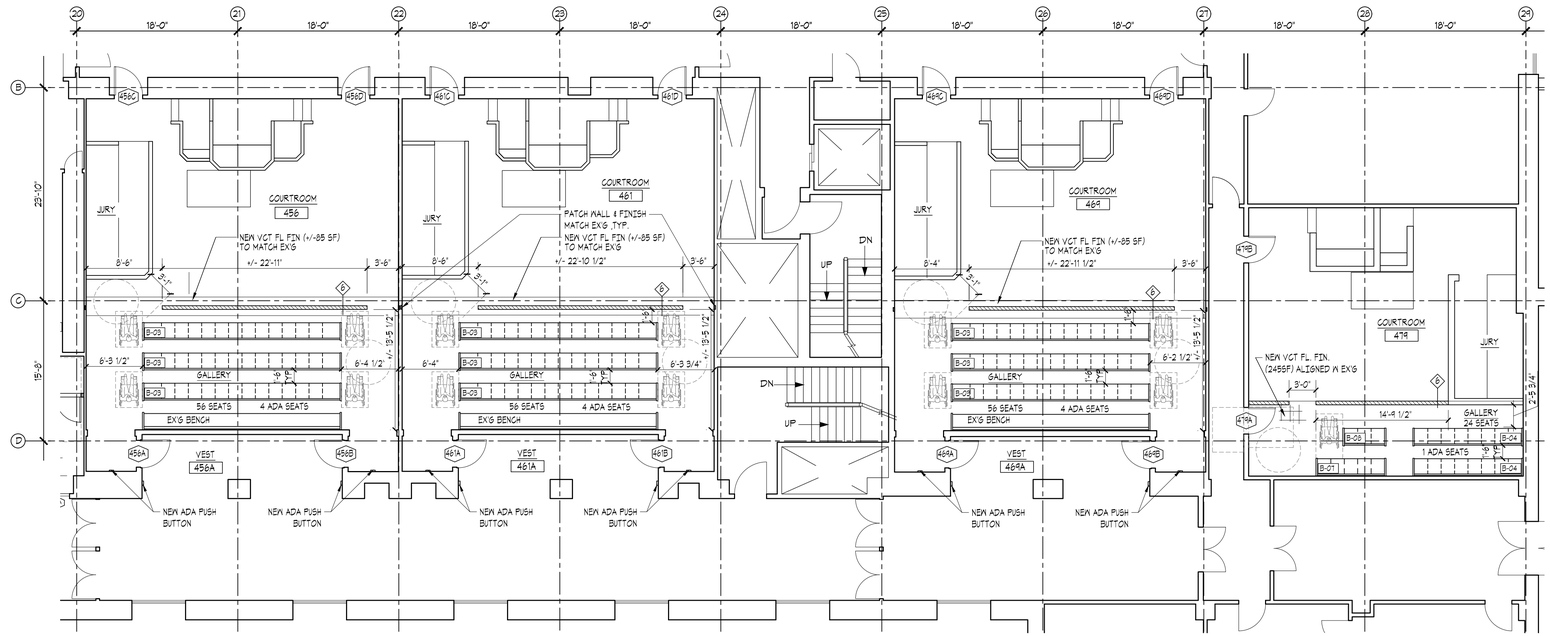

3 CONSTRUCTION PLAN - CT RM 456, 461, 469 & 479
1/8"=1'-0"

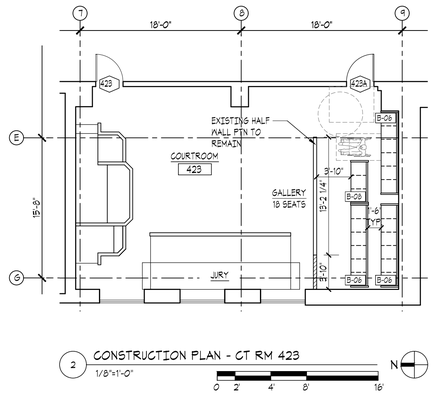

2 CONSTRUCTION PLAN - CT RM 423
1/8"=1'-0"

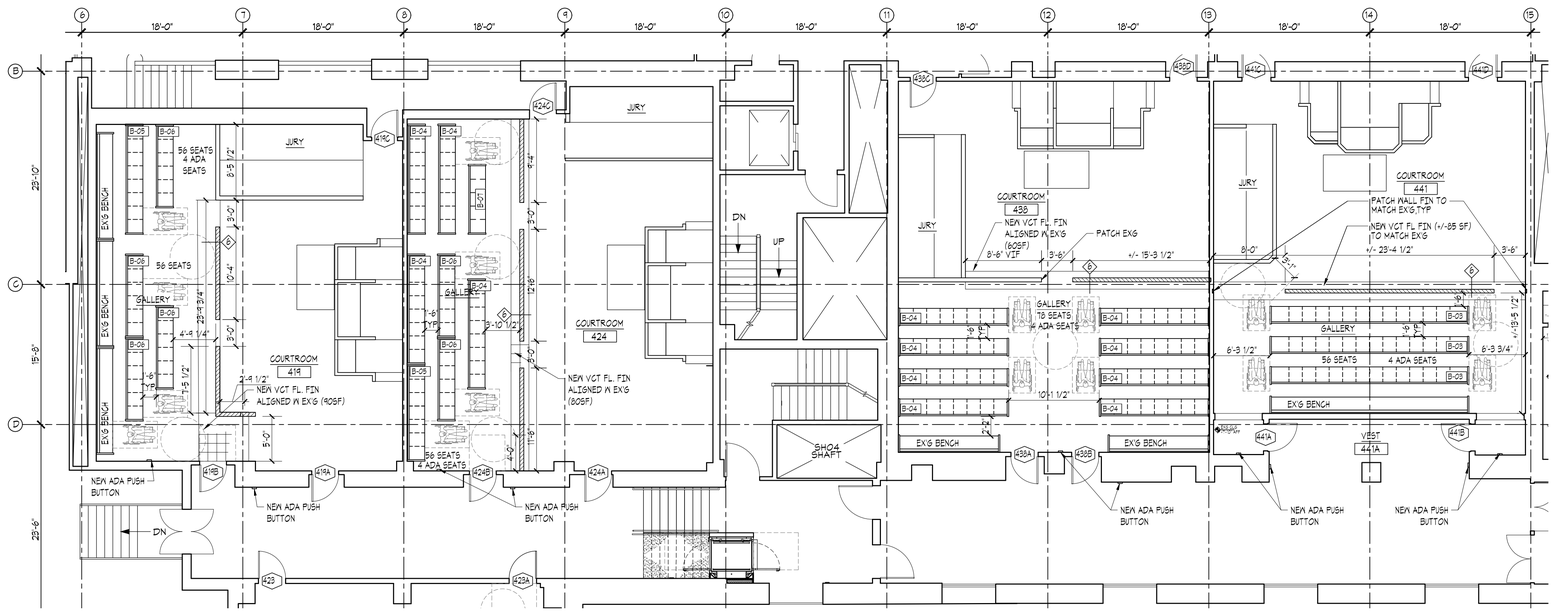

1 CONSTRUCTION PLAN - CT RM 419, 424, 438 & 441
1/8"=1'-0"

KINGS COUNTY SUPREME COURT BUILDING ACCESSIBILITY RENOVATIONS

360 Adams Street
Brooklyn NY 11201

Conditions

ALL IDEAS, DESIGNS, ARRANGEMENTS AND PLANS INDICATED OR REPRESENTED BY THIS DRAWING ARE OWNED BY, AND THE PROPERTY OF RONNETTE RILEY ARCHITECT AND WERE CREATED, EVOLVED AND DEVELOPED FOR THE USE ON, AND IN CONNECTION WITH THE SPECIFIED PROJECT.
NONE OF SUCH IDEAS, DESIGNS, ARRANGEMENTS OR PLANS SHALL BE USED BY OR DISCLOSED TO ANY PERSON, FIRM OR CORPORATION FOR ANY PURPOSE WHATSOEVER WITHOUT THE WRITTEN PERMISSION OF RONNETTE RILEY ARCHITECT.

© Copyright Ronnette Riley *Architect* 2021

Ronnette Riley *Architect*

494 Eighth Avenue, 15th Floor
New York, NY 10001
T 212 594 4015
F 212 594 2868
www.ronnetteriley.com

MEP Engineer:

Loring Consulting Engineers, Inc.
360 West 31st Street, 14th Floor
New York, NY 10001-2727
T 212-563 7400
www.loringengineers.com
New York City .Washington, DC . Princeton . Durham . Toronto

Structural Engineer:

Silman
32 Old Slip, 10th Floor
New York, NY 10005
T 212-620 7970
www.Silman.com

Rev	Date	Issue
	11 JUN 2021	Issue for SD Review
	22 OCT 2021	DD Review
	23 NOV 2021	DD Submission
	4 MAR 2022	Issue for Final DD
	6 DEC 2022	CD Review
	23 MAR 2023	CD FINAL

Title

4TH FL
ENLARGED PLANS - 2

Date	06-11-2021
Project No.	4107
Drawing By	JS
CHK By	BTL
Scale	1/8" = 1'-0"

DOB Rev
A408 .00
_ of __

DOB SCAN

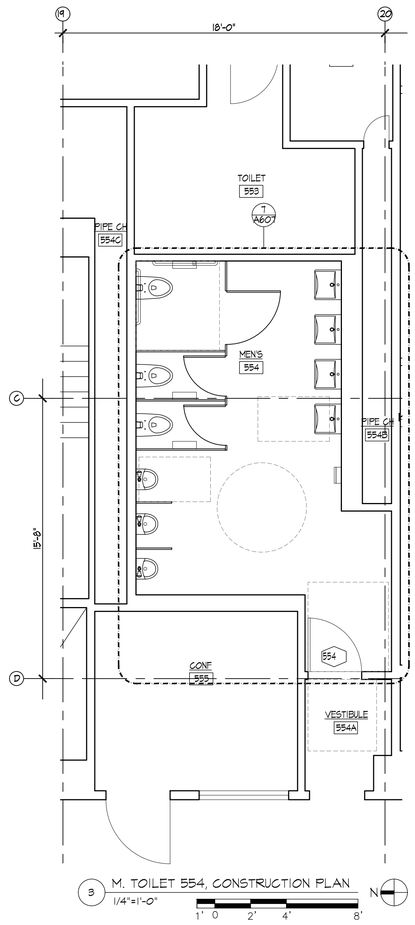

3 M. TOILET 554, CONSTRUCTION PLAN
1/4"=1'-0"

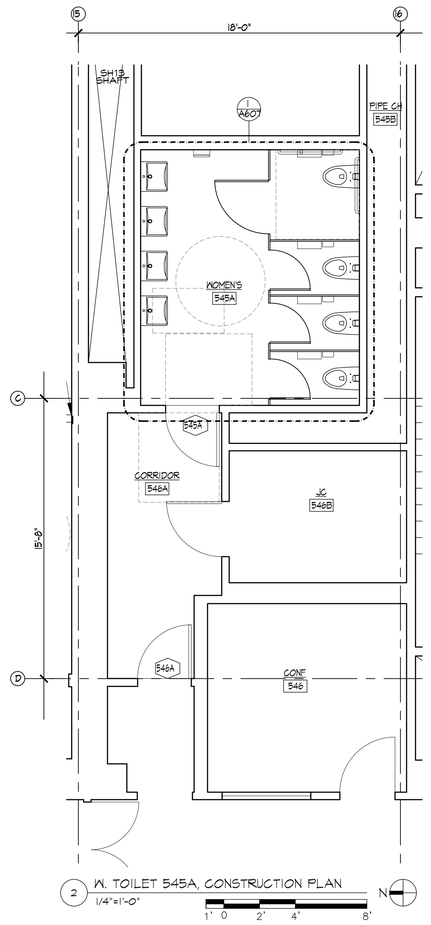

2 W. TOILET 545A, CONSTRUCTION PLAN
1/4"=1'-0"

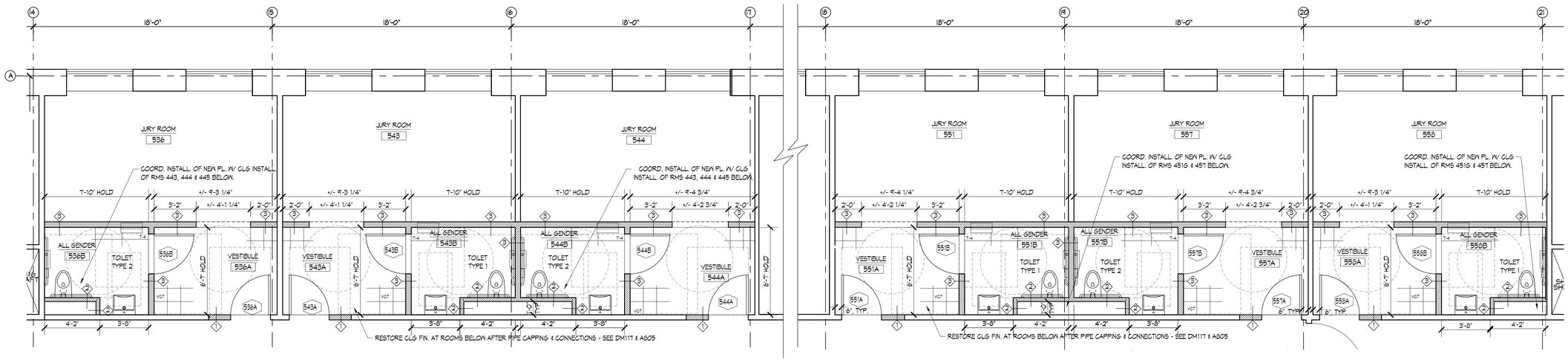

1 JURY RM 536, 543, 544, 551, 557 & 558 CONSTRUCTION PLAN
1/4"=1'-0"

KINGS COUNTY SUPREME COURT BUILDING ACCESSIBILITY RENOVATIONS

360 Adams Street
Brooklyn NY 11201

Conditions

ALL IDEAS, DESIGNS, ARRANGEMENTS AND PLANS INDICATED OR REPRESENTED BY THIS DRAWING ARE OWNED BY, AND THE PROPERTY OF RONNETTE RILEY ARCHITECT AND WERE CREATED, EVOLVED AND DEVELOPED FOR THE USE ON, AND IN CONNECTION WITH THE SPECIFIED PROJECT.
NONE OF SUCH IDEAS, DESIGNS, ARRANGEMENTS OR PLANS SHALL BE USED BY OR DISCLOSED TO ANY PERSON, FIRM OR CORPORATION FOR ANY PURPOSE WHATSOEVER WITHOUT THE WRITTEN PERMISSION OF RONNETTE RILEY ARCHITECT.

© Copyright Ronnette Riley *Architect* 2021

Ronnette Riley *Architect*

494 Eighth Avenue, 15th Floor
New York, NY 10001
T 212 594 4015
F 212 594 2868
www.ronnetteriley.com

MEP Engineer:

Loring Consulting Engineers, Inc.
360 West 31st Street, 14th Floor
New York, NY 10001-2727
T 212-563 7400
www.loringengineers.com
New York City .Washington, DC . Princeton . Durham . Toronto

Structural Engineer:

Silman
32 Old Slip, 10th Floor
New York, NY 10005
T 212-620 7970
www.Silman.com

Rev	Date	Issue
	11 JUN 2021	Issue for SD Review
	22 OCT 2021	DD Review
	23 NOV 2021	DD Submission
	4 MAR 2022	Issue for Final DD
	6 DEC 2022	CD Review
	23 MAR 2023	CD FINAL

Title

5TH FLOOR ENLARGED PLANS -1

Date	06-11-2021
Project No.	4107
Drawing By	KGS
CHK By	BL
Scale	1/4" = 1'-0"

DOB Rev
A409 .00
_ of __

DOB SCAN

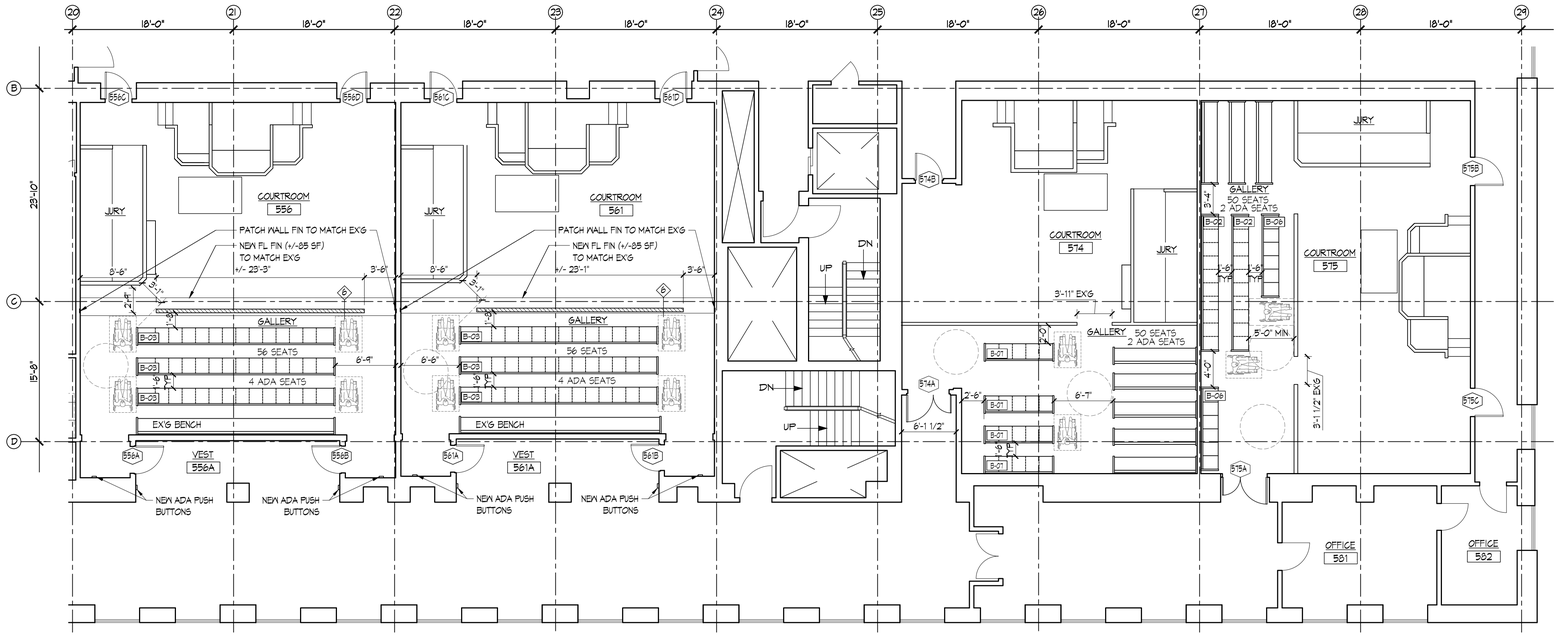

2 JURY RM 574, 575, 556 & 561 CONSTRUCTION PLAN

1/8"=1'-0"

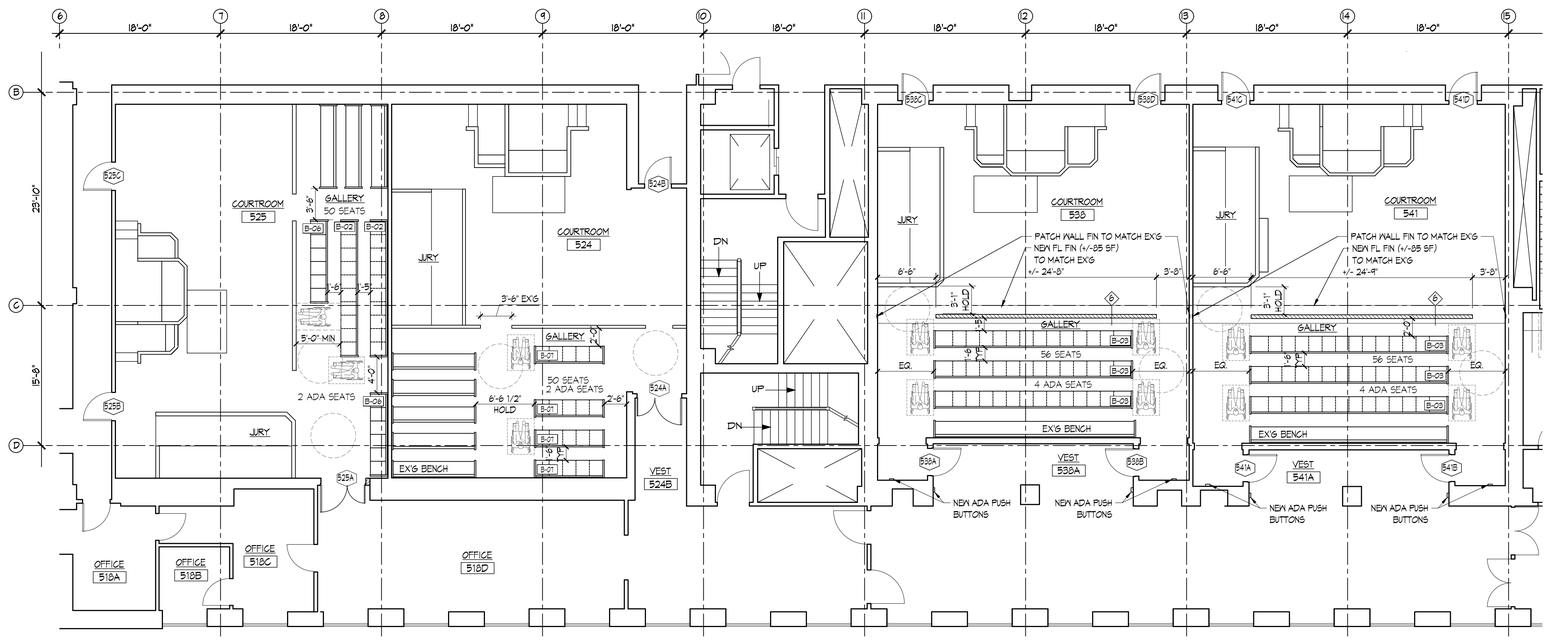

1 JURY RM 524, 525, 538 & 541 CONSTRUCTION PLAN

1/8"=1'-0"

KINGS COUNTY SUPREME COURT BUILDING ACCESSIBILITY RENOVATIONS

360 Adams Street
Brooklyn NY 11201

Conditions

ALL IDEAS, DESIGNS, ARRANGEMENTS AND PLANS INDICATED OR REPRESENTED BY THIS DRAWING ARE OWNED BY, AND THE PROPERTY OF RONNETTE RILEY ARCHITECT AND WERE CREATED, EVOLVED AND DEVELOPED FOR THE USE ON, AND IN CONNECTION WITH THE SPECIFIED PROJECT.
NONE OF SUCH IDEAS, DESIGNS, ARRANGEMENTS OR PLANS SHALL BE USED BY OR DISCLOSED TO ANY PERSON, FIRM OR CORPORATION FOR ANY PURPOSE WHATSOEVER WITHOUT THE WRITTEN PERMISSION OF RONNETTE RILEY ARCHITECT.

© Copyright Ronnette Riley *Architect* 2021

Ronnette Riley *Architect*

494 Eighth Avenue, 15th Floor
New York, NY 10001
T 212 594 4015
F 212 594 2868
www.ronnetteriley.com

MEP Engineer:

Loring Consulting Engineers, Inc.
360 West 31st Street, 14th Floor
New York, NY 10001-2727
T 212-563 7400
www.loringengineers.com
New York City .Washington, DC . Princeton . Durham . Toronto

Structural Engineer:

Silman
32 Old Slip, 10th Floor
New York, NY 10005
T 212-620 7970
www.Silman.com

Rev	Date	Issue
	11 JUN 2021	Issue for SD Review
	22 OCT 2021	DD Review
	23 NOV 2021	DD Submission
	4 MAR 2022	Issue for Final DD
	6 DEC 2022	CD Review
	23 MAR 2023	CD FINAL

Title

5TH FLOOR ENLARGED PLANS - 2

Date	06-11-2021
Project No.	4107
Drawing By	JS
CHK By	BTL
Scale	1/4" = 1'-0"

A410 .00 (DOB Rev)

_ of __

DOB SCAN

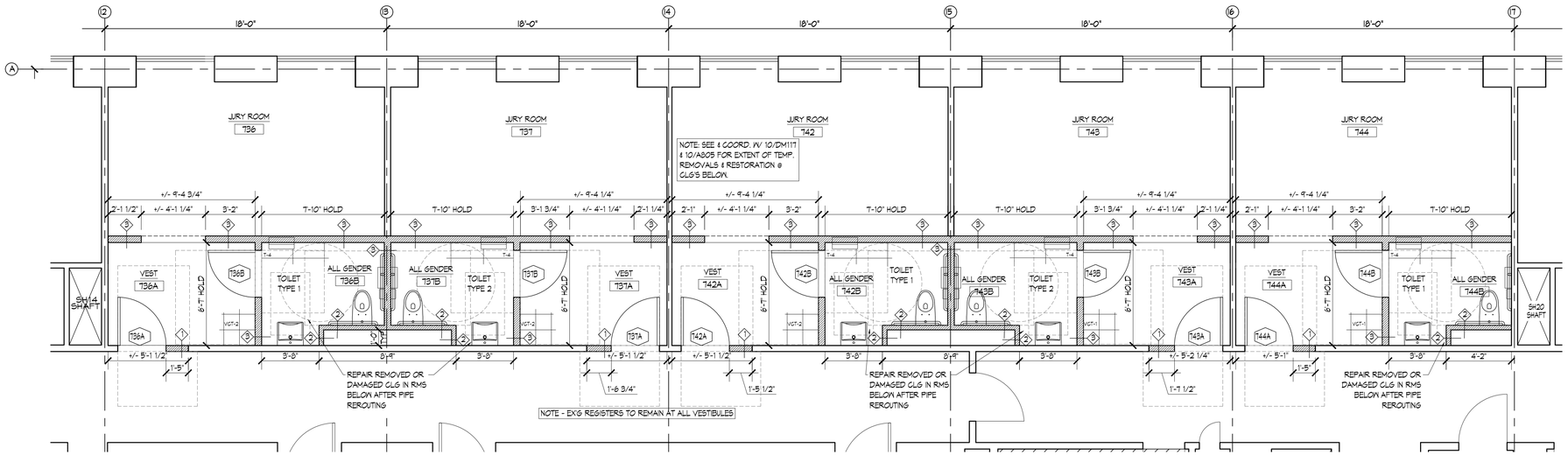

5 CONSTRUCTION PLAN - JURY RM T36, T37, T42, T43, T44
1/4"=1'-0"

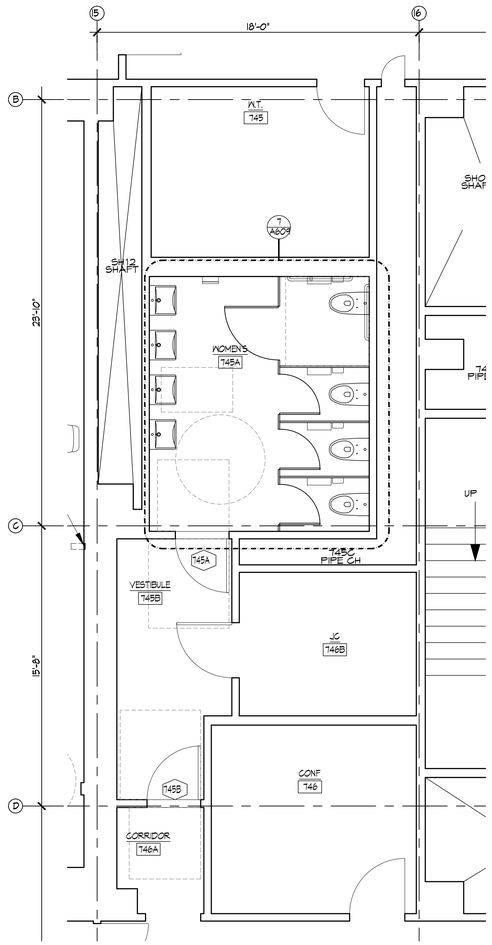

4 CONSTRUCTION PLAN - W. TOILET 745A
1/4"=1'-0"

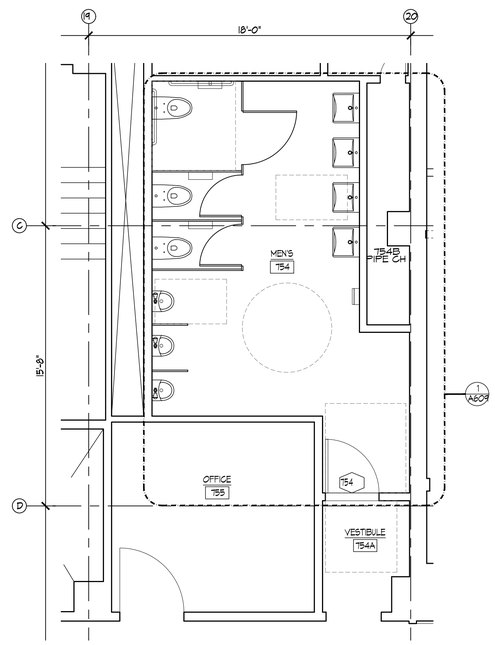

3 CONSTRUCTION PLAN - M. TOILET 754
1/4"=1'-0"

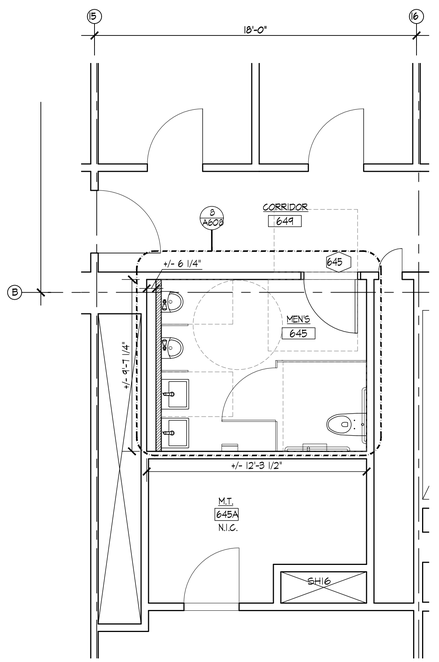

2 CONSTRUCTION PLAN - M. 645
1/4"=1'-0"

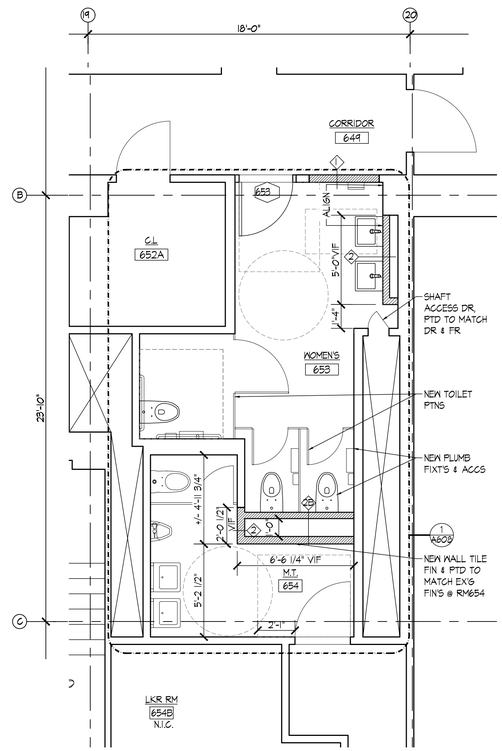

1 CONSTRUCTION PLAN - W. 653
1/4"=1'-0"

KINGS COUNTY SUPREME COURT BUILDING ACCESSIBILITY RENOVATIONS

360 Adams Street
Brooklyn NY 11201

Conditions

ALL IDEAS, DESIGNS, ARRANGEMENTS AND PLANS INDICATED OR REPRESENTED BY THIS DRAWING ARE OWNED BY, AND THE PROPERTY OF RONNETTE RILEY ARCHITECT AND WERE CREATED, EVOLVED AND DEVELOPED FOR THE USE ON, AND IN CONNECTION WITH THE SPECIFIED PROJECT.
NONE OF SUCH IDEAS, DESIGNS, ARRANGEMENTS OR PLANS SHALL BE USED BY OR DISCLOSED TO ANY PERSON, FIRM OR CORPORATION FOR ANY PURPOSE WHATSOEVER WITHOUT THE WRITTEN PERMISSION OF RONNETTE RILEY ARCHITECT.

© Copyright Ronnette Riley *Architect* 2021

Ronnette Riley *Architect*

494 Eighth Avenue, 15th Floor
New York, NY 10001
T 212 594 4015
F 212 594 2868
www.ronnetteriley.com

MEP Engineer:

Loring Consulting Engineers, Inc.
360 West 31st Street, 14th Floor
New York, NY 10001-2727
T 212-563 7400
www.loringengineers.com
New York City .Washington, DC . Princeton . Durham . Toronto

Structural Engineer:

Silman
32 Old Slip, 10th Floor
New York, NY 10005
T 212-620 7970
www.Silman.com

Rev	Date	Issue
	11 JUN 2021	Issue for SD Review
	22 OCT 2021	DD Review
	23 NOV 2021	DD Submission
	4 MAR 2022	Issue for Final DD
	6 DEC 2022	CD Review
	23 MAR 2023	CD FINAL

Title
6TH & 7TH FL
ENLARGED PLANS

Date	06-11-2021
Project No.	4107
Drawing By	SN/CQ
CHK By	BTL
Scale	1/4" = 1'-0"

A411 .00 DOB Rev
_ of __

DOB SCAN

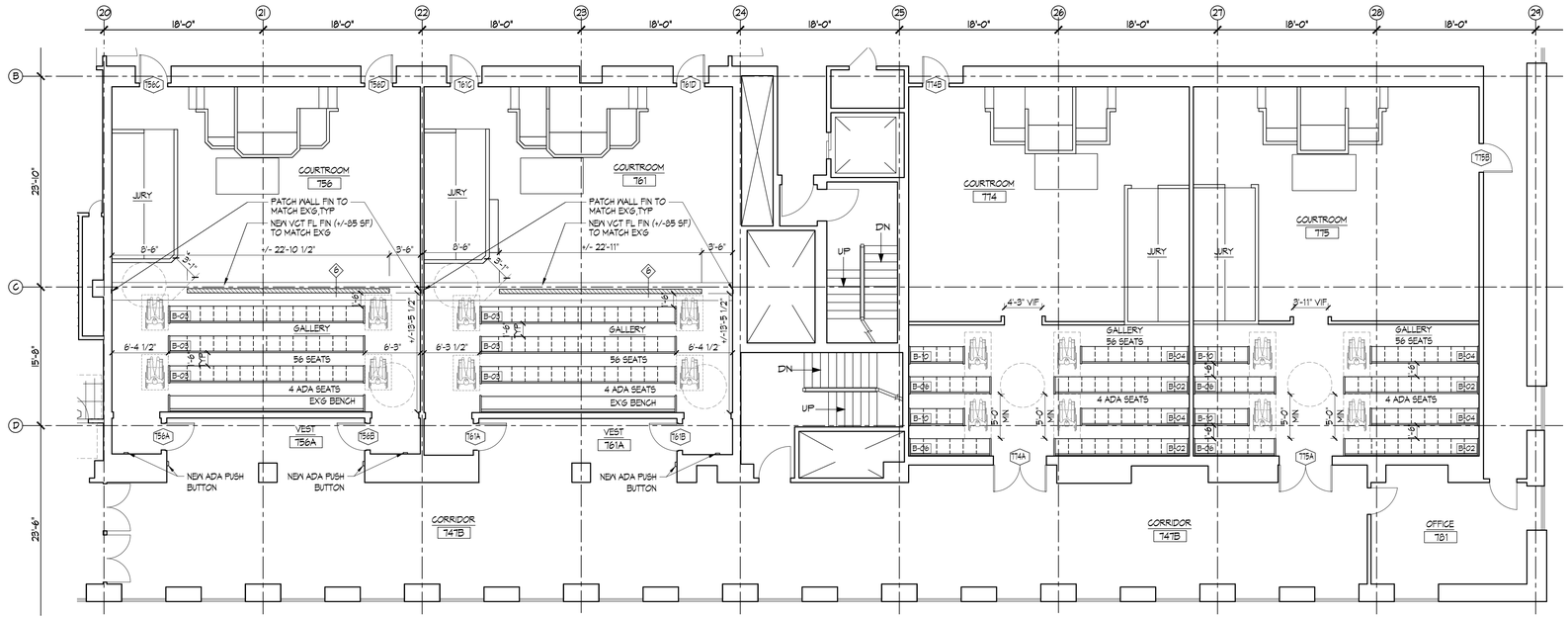

2 CONSTRUCTION PLANS - COURT RMS 756, 761, 774, 775

1/8"=1'-0"

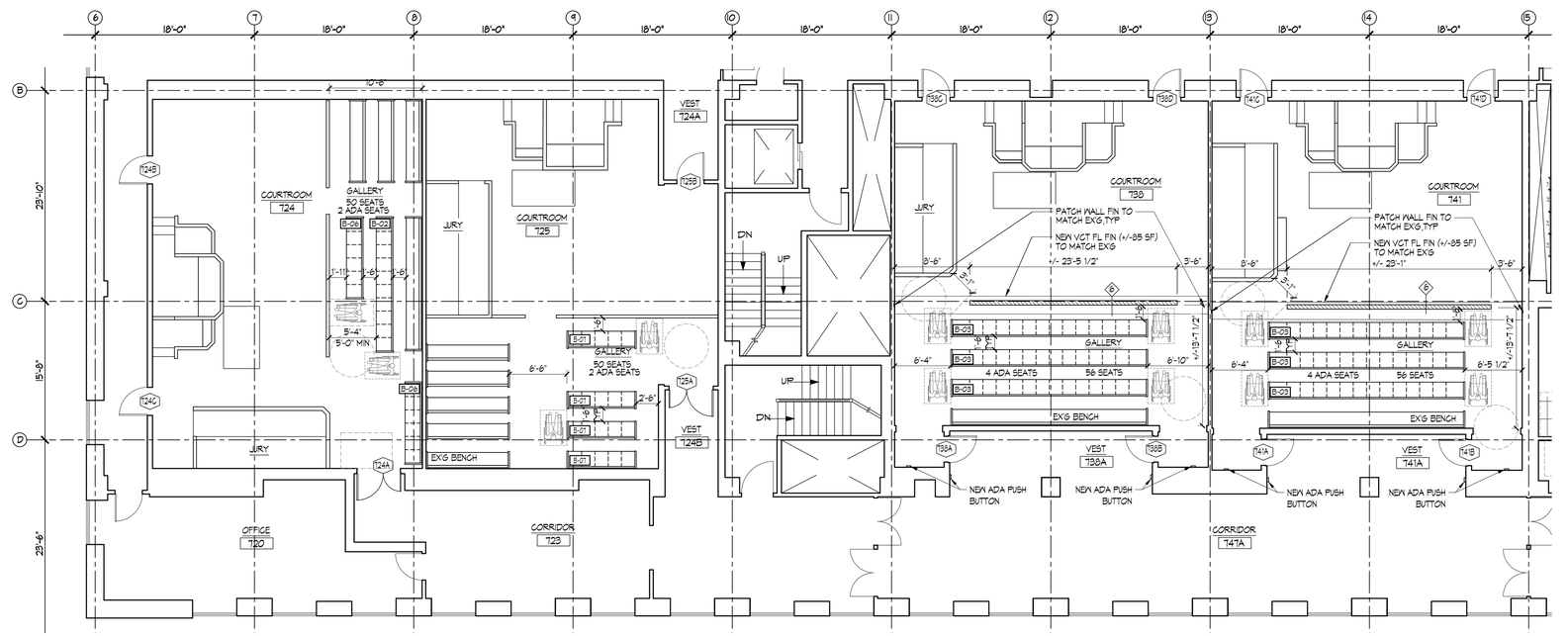

1 CONSTRUCTION PLANS - COURT RMS 724, 725, 738, 741

1/8"=1'-0"

KINGS COUNTY SUPREME COURT BUILDING ACCESSIBILITY RENOVATIONS

360 Adams Street
Brooklyn NY 11201

Conditions

ALL IDEAS, DESIGNS, ARRANGEMENTS AND PLANS INDICATED OR REPRESENTED BY THIS DRAWING ARE OWNED BY, AND THE PROPERTY OF RONNETTE RILEY ARCHITECT AND WERE CREATED, EVOLVED AND DEVELOPED FOR THE USE ON, AND IN CONNECTION WITH THE SPECIFIED PROJECT.
NONE OF SUCH IDEAS, DESIGNS, ARRANGEMENTS OR PLANS SHALL BE USED BY OR DISCLOSED TO ANY PERSON, FIRM OR CORPORATION FOR ANY PURPOSE WHATSOEVER WITHOUT THE WRITTEN PERMISSION OF RONNETTE RILEY ARCHITECT.

© Copyright Ronnette Riley *Architect* 2021

Ronnette Riley *Architect*

494 Eighth Avenue, 15th Floor
New York, NY 10001
T 212 594 4015
F 212 594 2868
www.ronnetteriley.com

MEP Engineer:

Loring Consulting Engineers, Inc.
360 West 31st Street, 14th Floor
New York, NY 10001-2727
T 212-563 7400
www.loringengineers.com
New York City .Washington, DC . Princeton . Durham . Toronto

Structural Engineer:

Silman
32 Old Slip, 10th Floor
New York, NY 10005
T 212-620 7970
www.Silman.com

Rev	Date	Issue
	11 JUN 2021	Issue for SD Review
	22 OCT 2021	DD Review
	23 NOV 2021	DD Submission
	4 MAR 2022	Issue for Final DD
	6 DEC 2022	CD Review
	23 MAR 2023	CD FINAL

Title

7TH FL ENLARGED PLANS

Date	06-11-2021
Project No.	4107
Drawing By	JS
CHK By	BTL
Scale	1/4" = 1'-0"

A412 .00 (DOB Rev)

_ of __

DOB SCAN

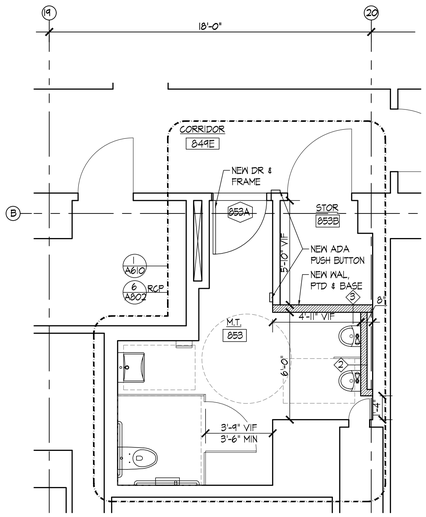

3 M. TOILET 853, CONSTRUCTION PLAN
1/4"=1'-0"

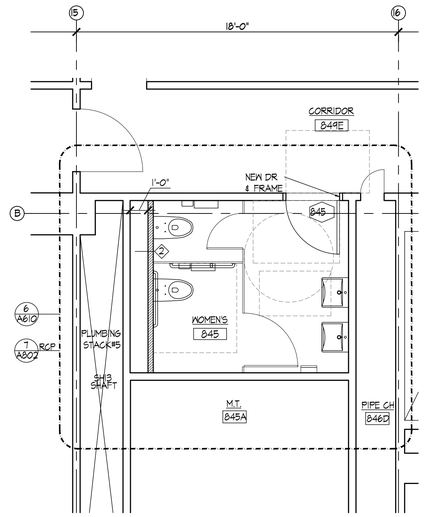

2 M. TOILET 845, CONSTRUCTION PLAN
1/4"=1'-0"

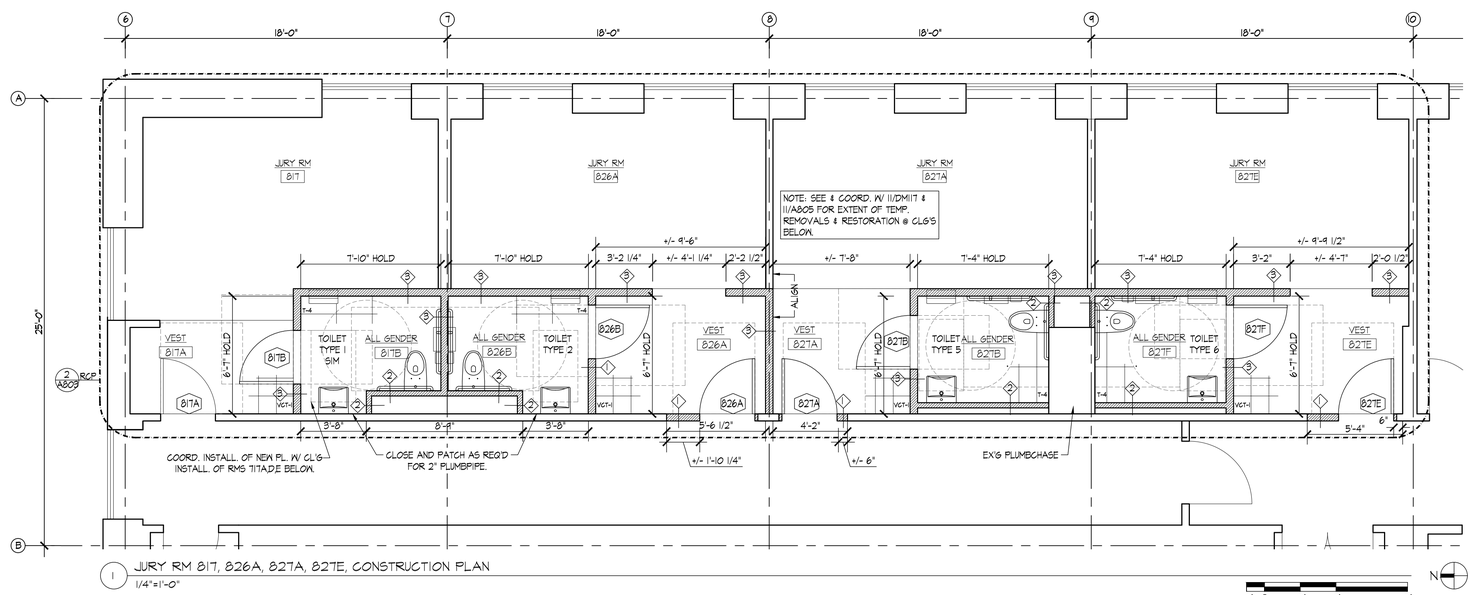

1 JURY RM 817, 826A, 827A, 827E, CONSTRUCTION PLAN
1/4"=1'-0"

KINGS COUNTY SUPREME COURT BUILDING ACCESSIBILITY RENOVATIONS

360 Adams Street
Brooklyn NY 11201

Conditions

ALL IDEAS, DESIGNS, ARRANGEMENTS AND PLANS INDICATED OR REPRESENTED BY THIS DRAWING ARE OWNED BY, AND THE PROPERTY OF RONNETTE RILEY ARCHITECT AND WERE CREATED, EVOLVED AND DEVELOPED FOR THE USE ON, AND IN CONNECTION WITH THE SPECIFIED PROJECT.
NONE OF SUCH IDEAS, DESIGNS, ARRANGEMENTS OR PLANS SHALL BE USED BY OR DISCLOSED TO ANY PERSON, FIRM OR CORPORATION FOR ANY PURPOSE WHATSOEVER WITHOUT THE WRITTEN PERMISSION OF RONNETTE RILEY ARCHITECT.

© Copyright Ronnette Riley *Architect* 2021

Ronnette Riley *Architect*

494 Eighth Avenue, 15th Floor
New York, NY 10001
T 212 594 4015
F 212 594 2868
www.ronnetteriley.com

MEP Engineer:

Loring Consulting Engineers, Inc.
360 West 31st Street, 14th Floor
New York, NY 10001-2727
T 212-563 7400
www.loringengineers.com
New York City .Washington, DC . Princeton . Durham . Toronto

Structural Engineer:

Silman
32 Old Slip, 10th Floor
New York, NY 10005
T 212-620 7970
www.Silman.com

Rev	Date	Issue
	11 JUN 2021	Issue for SD Review
	22 OCT 2021	DD Review
	23 NOV 2021	DD Submission
	4 MAR 2022	Issue for Final DD
	6 DEC 2022	CD Review
	23 MAR 2023	CD FINAL

Title
8TH FL
ENLARGED PLANS

Date	06-11-2021
Project No.	4107
Drawing By	JS
CHK By	BTL
Scale	1/4" = 1'-0"

A413 .00
DOB Rev
_ of __

DOB SCAN

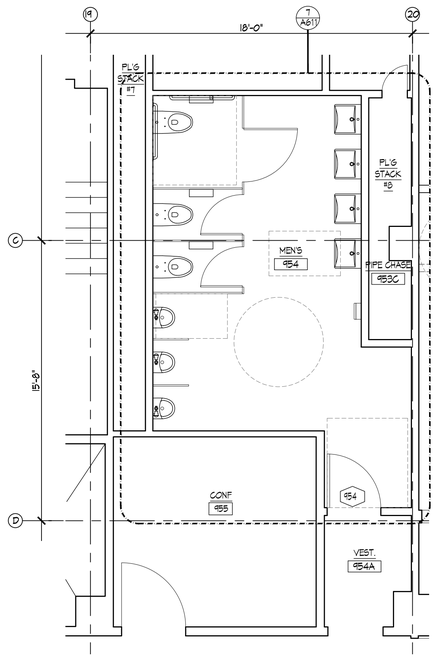

3 M. TOILET 954, CONSTRUCTION PLAN
1/4"=1'-0"

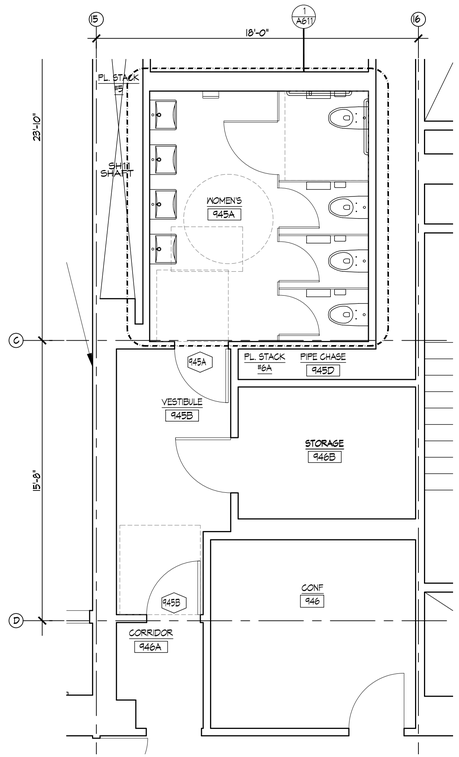

2 W. TOILET 945A, CONSTRUCTION PLAN
1/4"=1'-0"

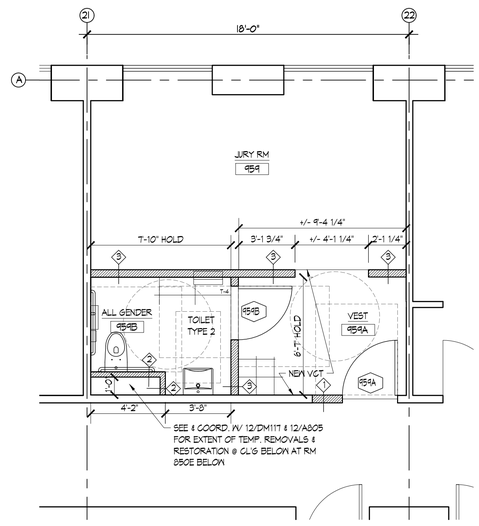

1 JURY RM 959, CONSTRUCTION PLAN
1/4"=1'-0"

KINGS COUNTY SUPREME COURT BUILDING ACCESSIBILITY RENOVATIONS

360 Adams Street
Brooklyn NY 11201

Conditions

ALL IDEAS, DESIGNS, ARRANGEMENTS AND PLANS INDICATED OR REPRESENTED BY THIS DRAWING ARE OWNED BY, AND THE PROPERTY OF RONNETTE RILEY ARCHITECT AND WERE CREATED, EVOLVED AND DEVELOPED FOR THE USE ON, AND IN CONNECTION WITH THE SPECIFIED PROJECT.
NONE OF SUCH IDEAS, DESIGNS, ARRANGEMENTS OR PLANS SHALL BE USED BY OR DISCLOSED TO ANY PERSON, FIRM OR CORPORATION FOR ANY PURPOSE WHATSOEVER WITHOUT THE WRITTEN PERMISSION OF RONNETTE RILEY ARCHITECT.

© Copyright Ronnette Riley *Architect* 2021

Ronnette Riley *Architect*

494 Eighth Avenue, 15th Floor
New York, NY 10001
T 212 594 4015
F 212 594 2868
www.ronnetteriley.com

MEP Engineer:

Loring Consulting Engineers, Inc.
360 West 31st Street, 14th Floor
New York, NY 10001-2727
T 212-563 7400
www.loringengineers.com
New York City .Washington, DC . Princeton . Durham . Toronto

Structural Engineer:

Silman
32 Old Slip, 10th Floor
New York, NY 10005
T 212-620 7970
www.Silman.com

Rev	Date	Issue
	11 JUN 2021	Issue for SD Review
	22 OCT 2021	DD Review
	23 NOV 2021	DD Submission
	4 MAR 2022	Issue for Final DD
	6 DEC 2022	CD Review
	23 MAR 2023	CD FINAL

Title

9TH FL
ENLARGED PLANS - 1

Date	06-11-2021
Project No.	4107
Drawing By	JS
CHK By	BTL
Scale	1/4" = 1'-0"

A414 .00 (DOB Rev)

_ of __

DOB SCAN

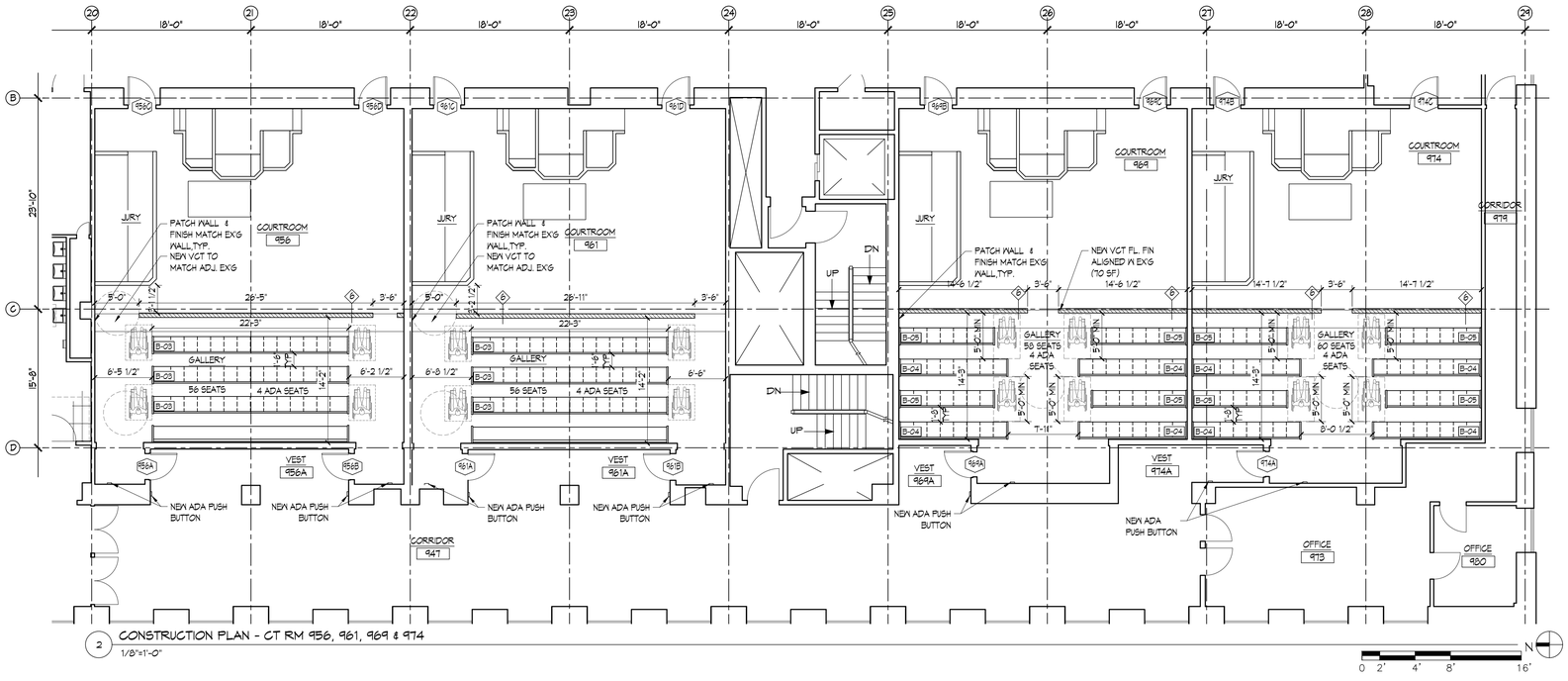

2 CONSTRUCTION PLAN - CT RM 956, 961, 969 & 974
1/8"=1'-0"

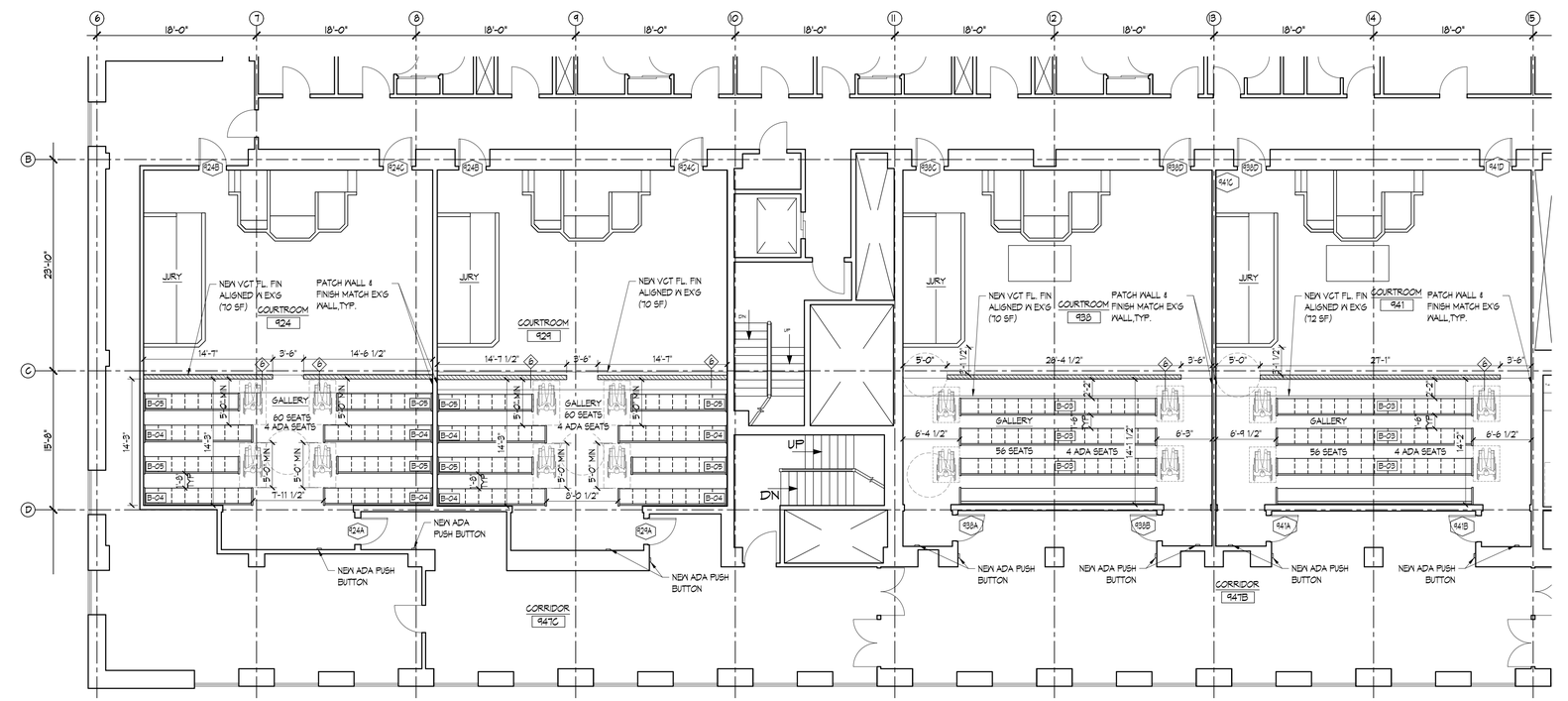

1 CONSTRUCTION PLAN - CT RM 924, 929, 938 & 941
1/8"=1'-0"

KINGS COUNTY SUPREME COURT BUILDING ACCESSIBILITY RENOVATIONS

360 Adams Street
Brooklyn NY 11201

Conditions

ALL IDEAS, DESIGNS, ARRANGEMENTS AND PLANS INDICATED OR REPRESENTED BY THIS DRAWING ARE OWNED BY, AND THE PROPERTY OF RONNETTE RILEY ARCHITECT AND WERE CREATED, EVOLVED AND DEVELOPED FOR THE USE ON, AND IN CONNECTION WITH THE SPECIFIED PROJECT.
NONE OF SUCH IDEAS, DESIGNS, ARRANGEMENTS OR PLANS SHALL BE USED BY OR DISCLOSED TO ANY PERSON, FIRM OR CORPORATION FOR ANY PURPOSE WHATSOEVER WITHOUT THE WRITTEN PERMISSION OF RONNETTE RILEY ARCHITECT.

© Copyright Ronnette Riley *Architect* 2021

Ronnette Riley *Architect*

494 Eighth Avenue, 15th Floor
New York, NY 10001
T 212 594 4015
F 212 594 2868
www.ronnetteriley.com

MEP Engineer:

Loring Consulting Engineers, Inc.
360 West 31st Street, 14th Floor
New York, NY 10001-2727
T 212-563 7400
www.loringengineers.com
New York City .Washington, DC . Princeton . Durham . Toronto

Structural Engineer:

Silman
32 Old Slip, 10th Floor
New York, NY 10005
T 212-620 7970
www.Silman.com

Rev	Date	Issue
	11 JUN 2021	Issue for SD Review
	22 OCT 2021	DD Review
	23 NOV 2021	DD Submission
	4 MAR 2022	Issue for Final DD
	6 DEC 2022	CD Review
	23 MAR 2023	CD FINAL

Title
9TH FL
ENLARGED PLANS - 2

Date	06-11-2021
Project No.	4107
Drawing By	JS
CHK By	BTL
Scale	1/4" = 1'-0"

DOB Rev
A415 .00
_ of __

DOB SCAN

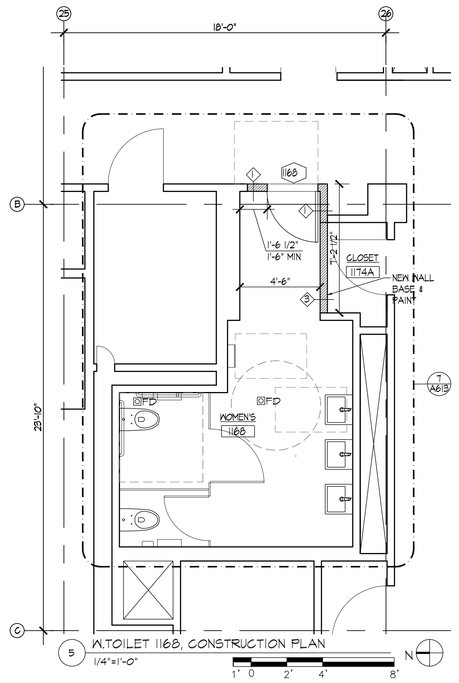

5 W.TOILET 1168, CONSTRUCTION PLAN
1/4"=1'-0"

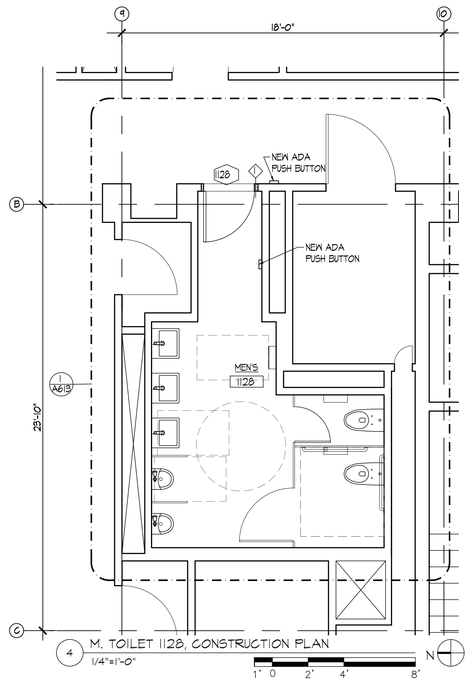

4 M. TOILET 1128, CONSTRUCTION PLAN
1/4"=1'-0"

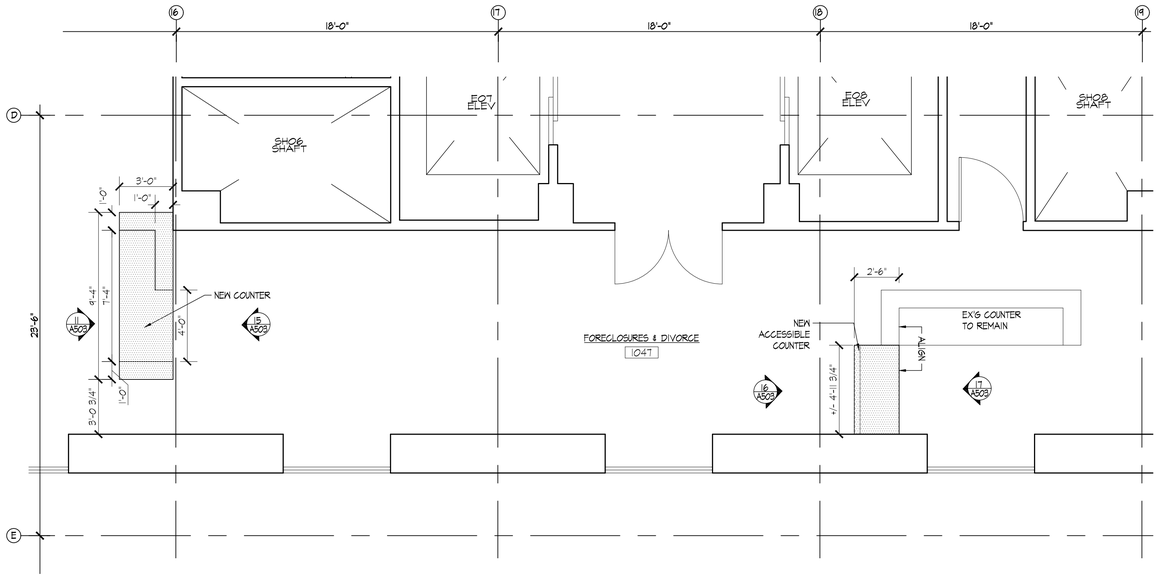

3 RM 1047 COUNTERS, CONSTRUCTION PLAN
1/4"=1'-0"

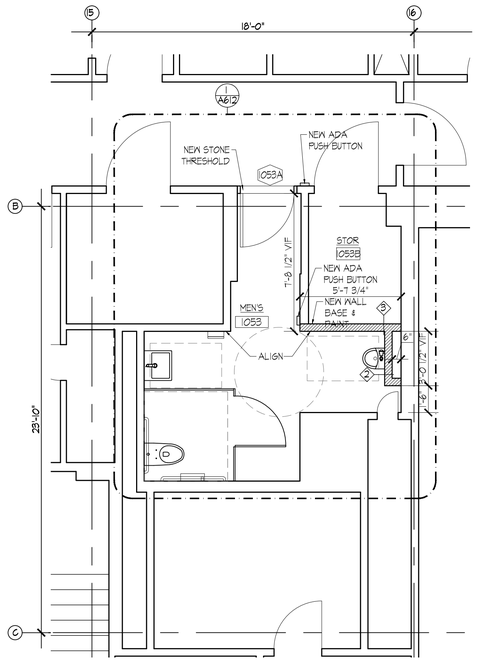

2 M. TOILET 1053, CONSTRUCTION PLAN
1/4"=1'-0"

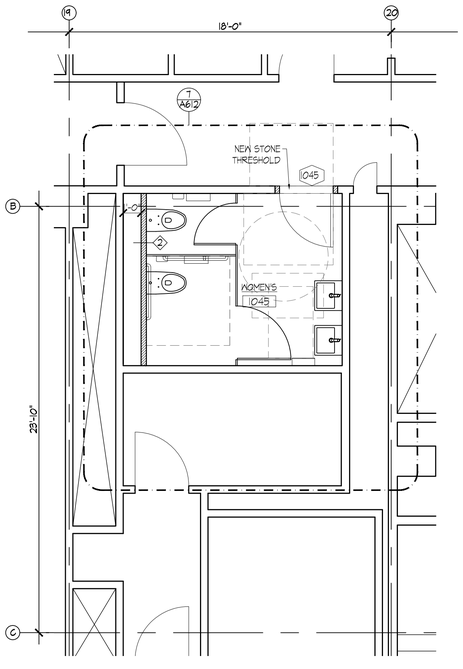

1 W. TOILET 1045, CONSTRUCTION PLAN
1/4"=1'-0"

KINGS COUNTY SUPREME COURT BUILDING ACCESSIBILITY RENOVATIONS

360 Adams Street
Brooklyn NY 11201

Conditions

ALL IDEAS, DESIGNS, ARRANGEMENTS AND PLANS INDICATED OR REPRESENTED BY THIS DRAWING ARE OWNED BY, AND THE PROPERTY OF RONNETTE RILEY ARCHITECT AND WERE CREATED, EVOLVED AND DEVELOPED FOR THE USE ON, AND IN CONNECTION WITH THE SPECIFIED PROJECT.
NONE OF SUCH IDEAS, DESIGNS, ARRANGEMENTS OR PLANS SHALL BE USED BY OR DISCLOSED TO ANY PERSON, FIRM OR CORPORATION FOR ANY PURPOSE WHATSOEVER WITHOUT THE WRITTEN PERMISSION OF RONNETTE RILEY ARCHITECT.

© Copyright Ronnette Riley *Architect* 2021

Ronnette Riley *Architect*

494 Eighth Avenue, 15th Floor
New York, NY 10001
T 212 594 4015
F 212 594 2868
www.ronnetteriley.com

MEP Engineer:

Loring Consulting Engineers, Inc.
360 West 31st Street, 14th Floor
New York, NY 10001-2727
T 212-563 7400
www.loringengineers.com
New York City .Washington, DC . Princeton . Durham . Toronto

Structural Engineer:

Silman
32 Old Slip, 10th Floor
New York, NY 10005
T 212-620 7970
www.Silman.com

Rev	Date	Issue
	11 JUN 2021	Issue for SD Review
	22 OCT 2021	DD Review
	23 NOV 2021	DD Submission
	4 MAR 2022	Issue for Final DD
	6 DEC 2022	CD Review
	23 MAR 2023	CD FINAL

Title
10TH FL & 11TH FL
ENLARGED PLANS

Date	06-11-2021
Project No.	4107
Drawing By	JS
CHK By	BTL
Scale	1/4" = 1'-0"

DOB Rev
A416 .00
_ of __

DOB SCAN

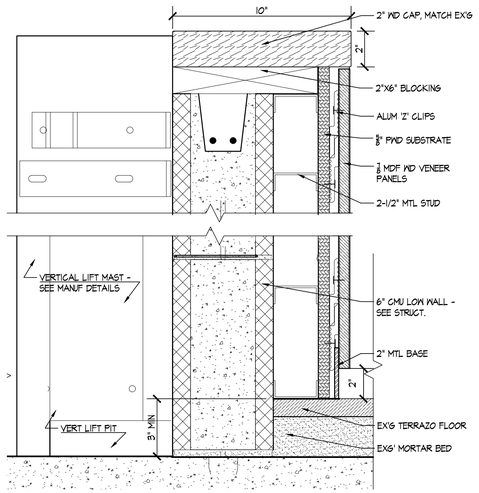

7 ADA LIFT 3RD FL LAW LIBRARY -LOW WALL CLAD DTL
3"=1'-0"

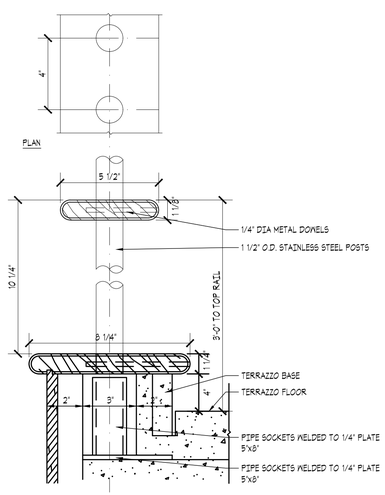

6 ADA LIFT 3RD FL LAW LIBRARY - RAILING DTLS
3"=1'-0"

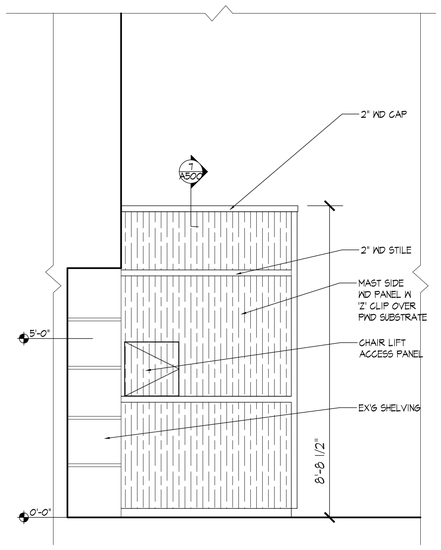

5 ADA LIFT 3RD FL LAW LIBRARY - NORTH ELEV
1/2"=1'-0"

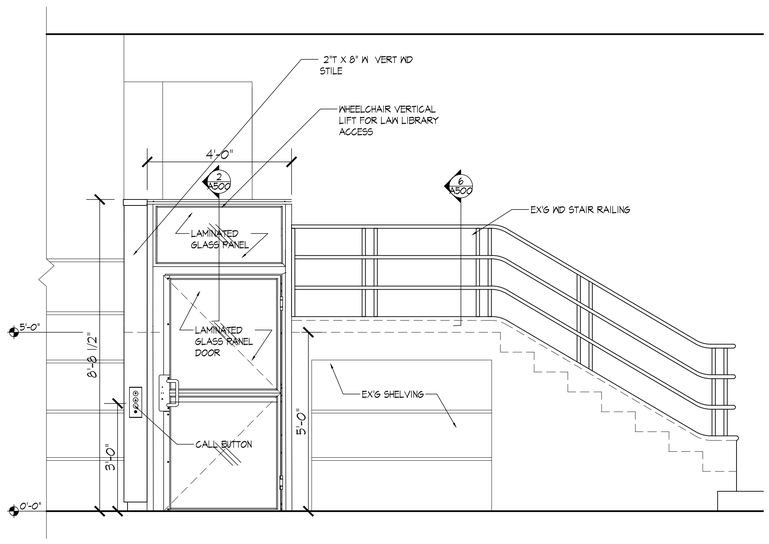

4 ADA LIFT 3RD FL LAW LIBRARY - EAST ELEV
1/2"=1'-0"

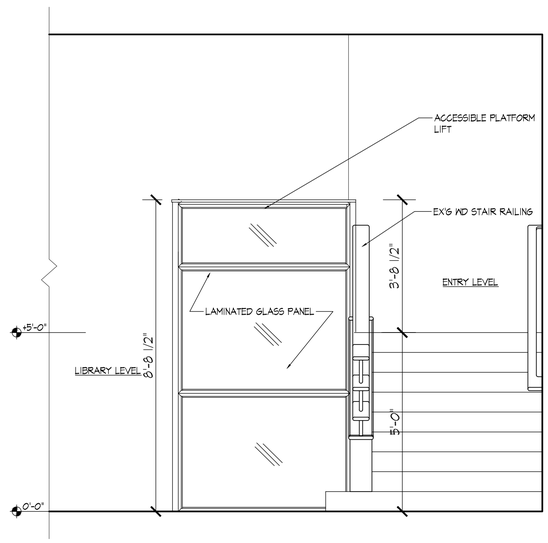

3 ADA LIFT 3RD FL LAW LIBRARY -NORTH ELEV
1/2"=1'-0"

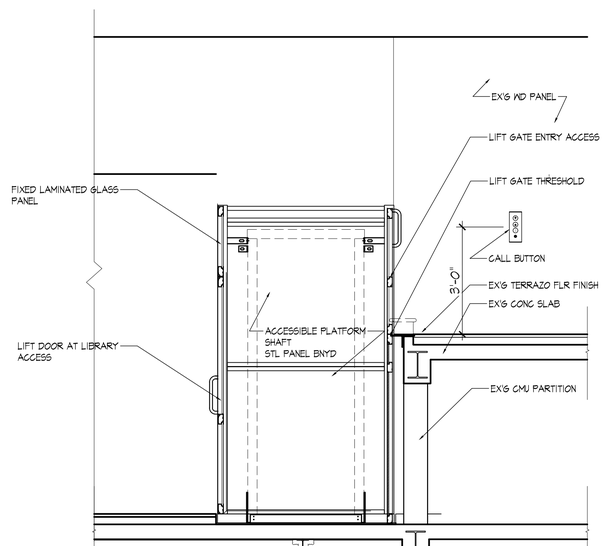

2 ADA LIFT 3RD FL LAW LIBRARY -SECTION
1/2"=1'-0"

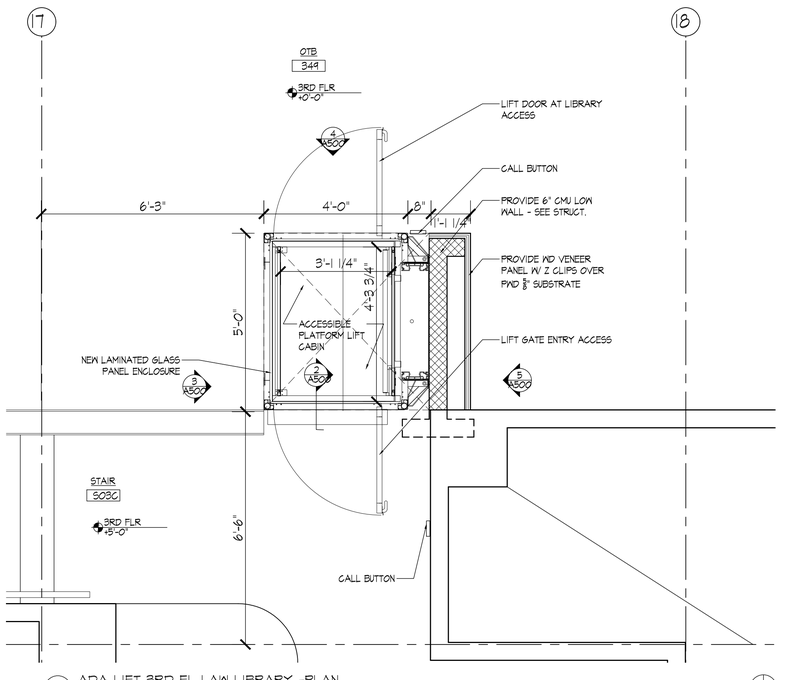

1 ADA LIFT 3RD FL LAW LIBRARY -PLAN
1/2"=1'-0"

KINGS COUNTY SUPREME COURT BUILDING ACCESSIBILITY RENOVATIONS

360 Adams Street
Brooklyn NY 11201

Conditions

ALL IDEAS, DESIGNS, ARRANGEMENTS AND PLANS INDICATED OR REPRESENTED BY THIS DRAWING ARE OWNED BY, AND THE PROPERTY OF RONNETTE RILEY ARCHITECT AND WERE CREATED, EVOLVED AND DEVELOPED FOR THE USE ON, AND IN CONNECTION WITH THE SPECIFIED PROJECT.
NONE OF SUCH IDEAS, DESIGNS, ARRANGEMENTS OR PLANS SHALL BE USED BY OR DISCLOSED TO ANY PERSON, FIRM OR CORPORATION FOR ANY PURPOSE WHATSOEVER WITHOUT THE WRITTEN PERMISSION OF RONNETTE RILEY ARCHITECT.

© Copyright Ronnette Riley *Architect* 2021

Ronnette Riley *Architect*

494 Eighth Avenue, 15th Floor
New York, NY 10001
T 212 594 4015
F 212 594 2868
www.ronnetteriley.com

MEP Engineer:

Loring Consulting Engineers, Inc.
360 West 31st Street, 14th Floor
New York, NY 10001-2727
T 212-563 7400
www.loringengineers.com
New York City .Washington, DC . Princeton . Durham . Toronto

Structural Engineer:

Silman
32 Old Slip, 10th Floor
New York, NY 10005
T 212-620 7970
www.Silman.com

Rev	Date	Issue
	11 JUN 2021	Issue for SD Review
	22 OCT 2021	DD Review
	23 NOV 2021	DD Submission
	4 MAR 2022	Issue for Final DD
	6 DEC 2022	CD Review
	23 MAR 2023	CD FINAL

Title ADA LIFT PLANS, SECTIONS & DTLS 3RD FLOOR OTB

Date	06-11-2021
Project No.	4107
Drawing By	JS
CHK By	BTL
Scale	

A500 .00 DOB Rev of

DOB SCAN

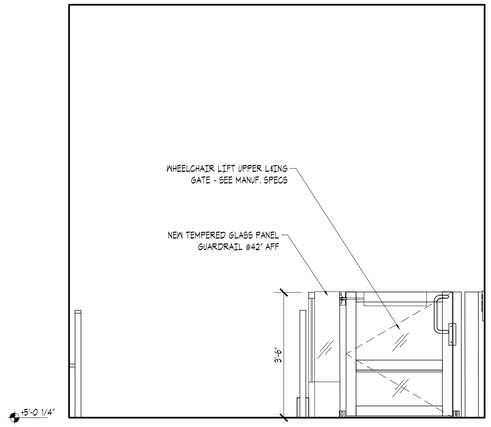

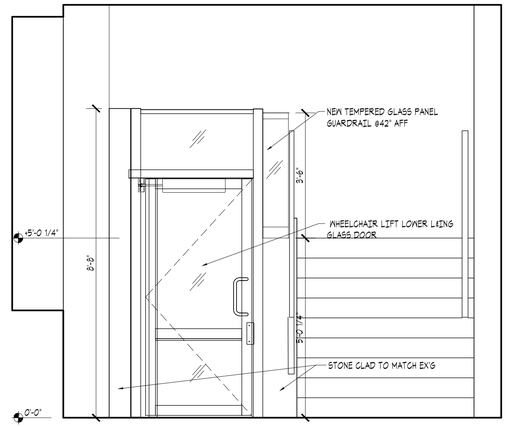

5 ADA LIFT 4TH FL - NORTH ELEV
1/2"=1'-0"

4 ADA LIFT 4TH FL - EAST ELEV
1/2"=1'-0"

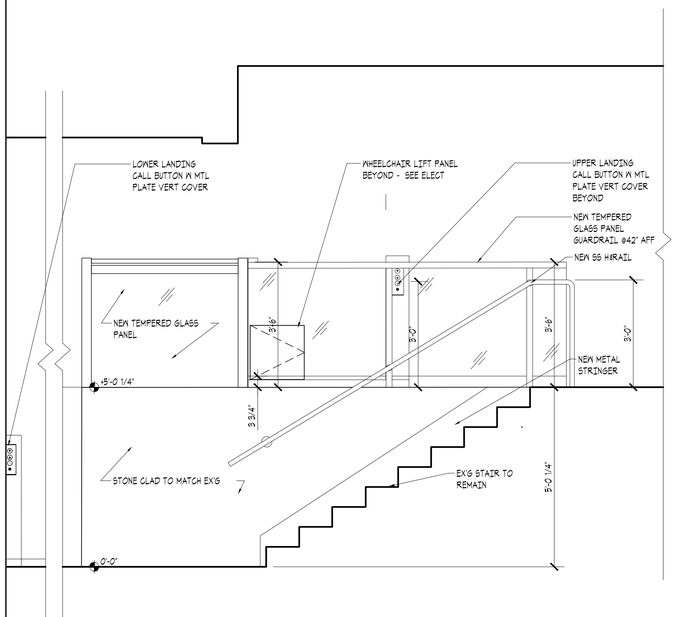

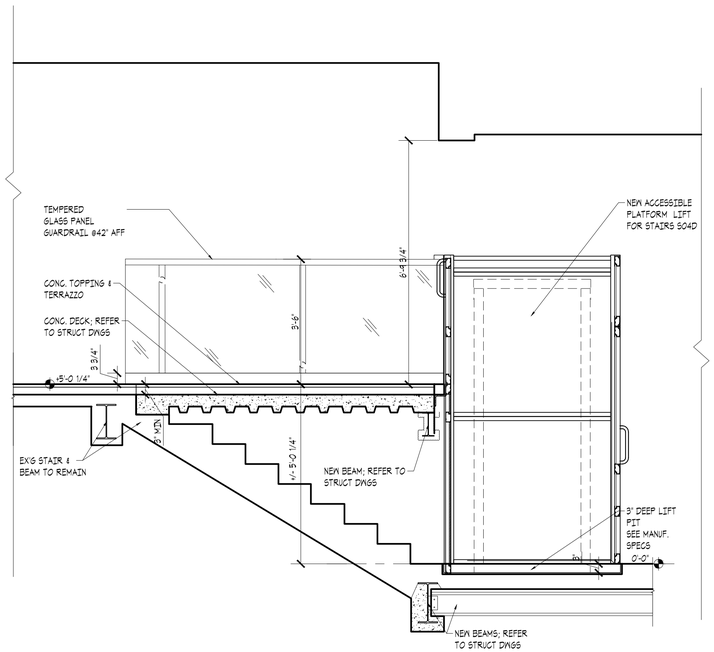

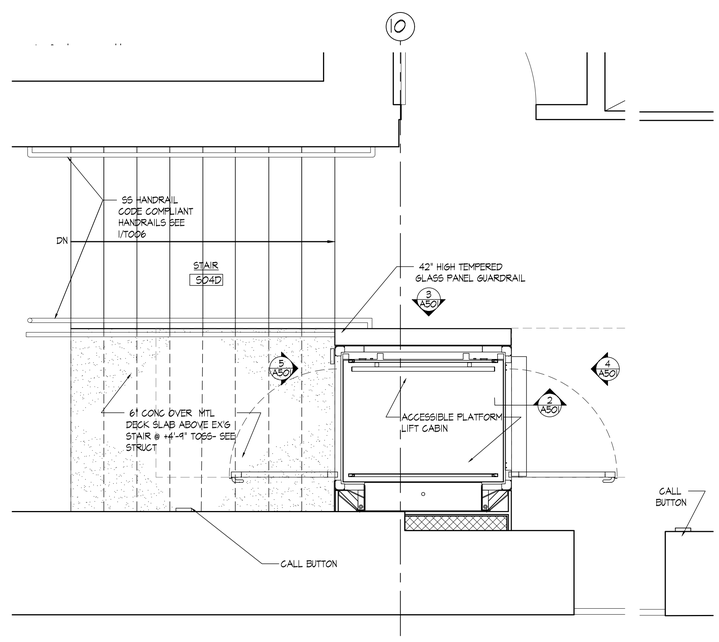

3 ADA LIFT 4TH STAIR S04D -ELEV
1/2"=1'-0"

2 ADA LIFT 4TH STAIR S04D -SECTION
1/2"=1'-0"

1 ADA LIFT 4TH STAIR S04D -PLAN
1/2"=1'-0"

KINGS COUNTY SUPREME COURT BUILDING ACCESSIBILITY RENOVATIONS

360 Adams Street
Brooklyn NY 11201

Conditions

ALL IDEAS, DESIGNS, ARRANGEMENTS AND PLANS INDICATED OR REPRESENTED BY THIS DRAWING ARE OWNED BY, AND THE PROPERTY OF RONNETTE RILEY ARCHITECT AND WERE CREATED, EVOLVED AND DEVELOPED FOR THE USE ON, AND IN CONNECTION WITH THE SPECIFIED PROJECT.
NONE OF SUCH IDEAS, DESIGNS, ARRANGEMENTS OR PLANS SHALL BE USED BY OR DISCLOSED TO ANY PERSON, FIRM OR CORPORATION FOR ANY PURPOSE WHATSOEVER WITHOUT THE WRITTEN PERMISSION OF RONNETTE RILEY ARCHITECT.

© Copyright Ronnette Riley *Architect* 2021

Ronnette Riley *Architect*

494 Eighth Avenue, 15th Floor
New York, NY 10001
T 212 594 4015
F 212 594 2868
www.ronnetteriley.com

MEP Engineer:

Loring Consulting Engineers, Inc.
360 West 31st Street, 14th Floor
New York, NY 10001-2727
T 212-563 7400
www.loringengineers.com
New York City .Washington, DC . Princeton . Durham . Toronto

Structural Engineer:

Silman
32 Old Slip, 10th Floor
New York, NY 10005
T 212-620 7970
www.Silman.com

Rev	Date	Issue
	11 JUN 2021	Issue for SD Review
	22 OCT 2021	DD Review
	23 NOV 2021	DD Submission
	4 MAR 2022	Issue for Final DD
	6 DEC 2022	CD Review
	23 MAR 2023	CD FINAL

Title ADA LIFT PLANS, SECTIONS & DTLS 4TH FLR STAIR S04D

Date	06-11-2021
Project No.	4107
Drawing By	JS
CHK By	BTL
Scale	

A501 .00 DOB Rev
of

DOB SCAN

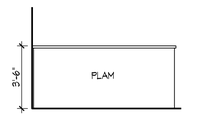

21 RM 122A COUNTER ELEV
1/4"=1'-0"

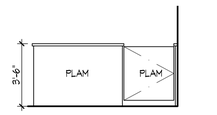

20 RM 122A COUNTER ELEV
1/4"=1'-0"

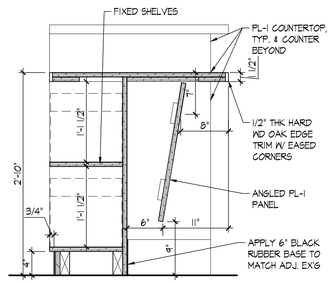

19 REC RM 079 COUNTER DTL
1"=1'-0"

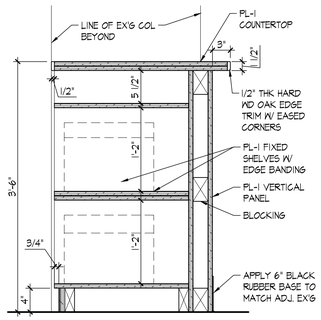

18 REC RM 079 COUNTER DTL
1"=1'-0"

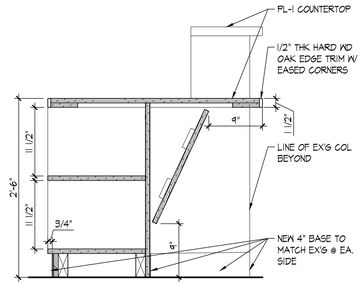

17 RM 122C COUNTER DTL
1"=1'-0"

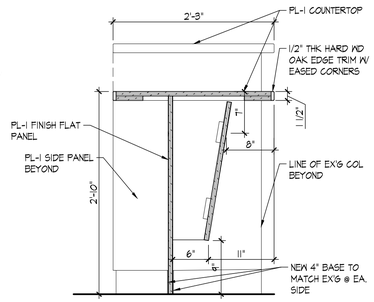

16 COUNTER DTL
1"=1'-0"

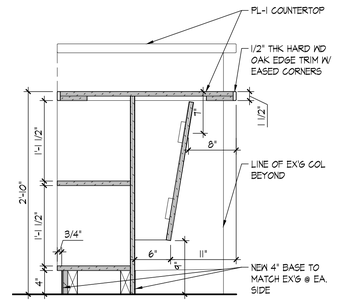

15 COUNTER DTL
1"=1'-0"

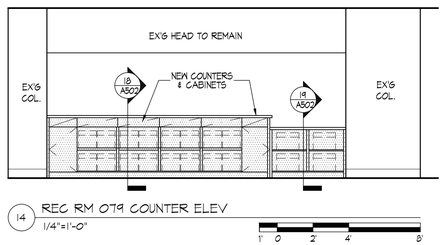

14 REC RM 079 COUNTER ELEV
1/4"=1'-0"

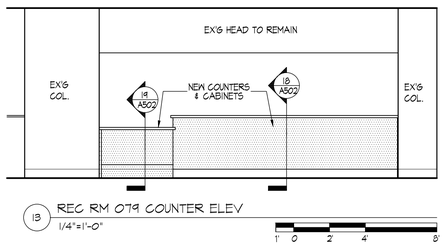

13 REC RM 079 COUNTER ELEV
1/4"=1'-0"

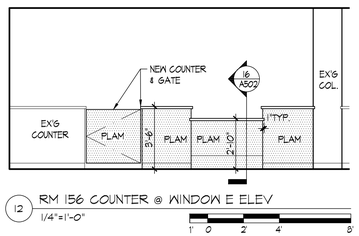

12 RM 156 COUNTER @ WINDOW E ELEV
1/4"=1'-0"

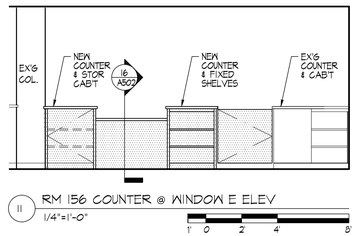

11 RM 156 COUNTER @ WINDOW E ELEV
1/4"=1'-0"

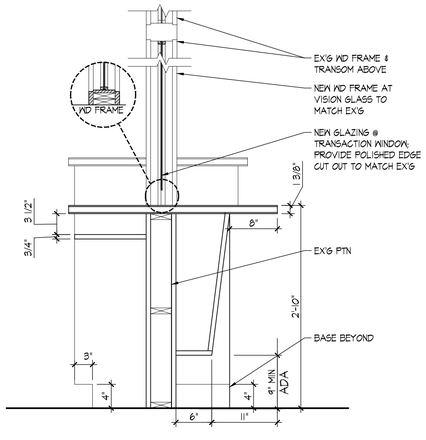

20 ADA TRANSACTION WIND DTL
1"=1'-0"

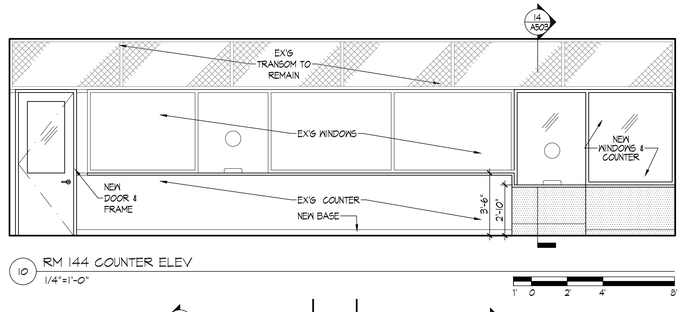

10 RM 144 COUNTER ELEV
1/4"=1'-0"

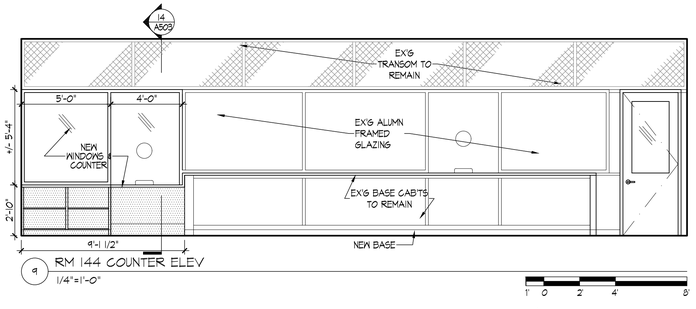

9 RM 144 COUNTER ELEV
1/4"=1'-0"

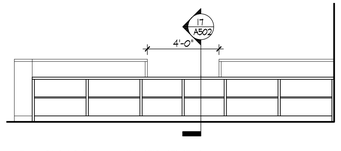

8 RM 122C COUNTER ELEV
1/4"=1'-0"

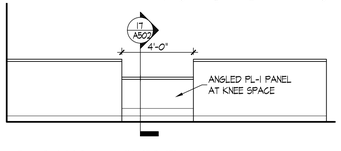

7 RM 122C COUNTER ELEV
1/4"=1'-0"

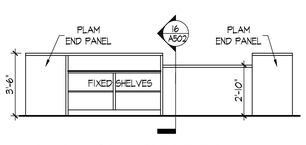

6 RM 122A COUNTER ELEV
1/4"=1'-0"

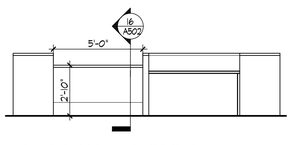

5 RM 122A COUNTER ELEV
1/4"=1'-0"

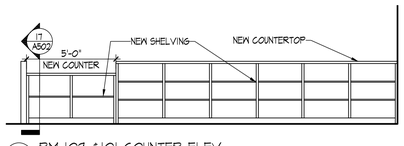

4 RM 109 & 101 COUNTER ELEV
1/4"=1'-0"

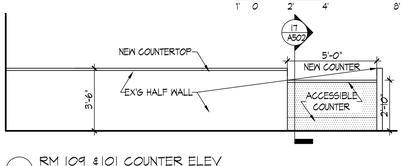

3 RM 109 & 101 COUNTER ELEV
1/4"=1'-0"

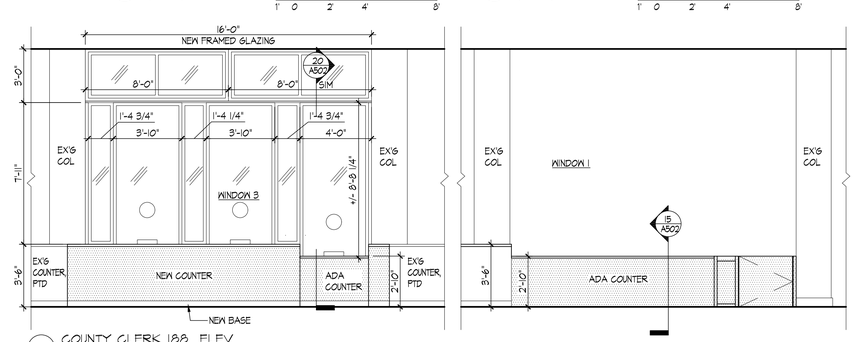

2 COUNTY CLERK 188 ELEV
1/4"=1'-0"

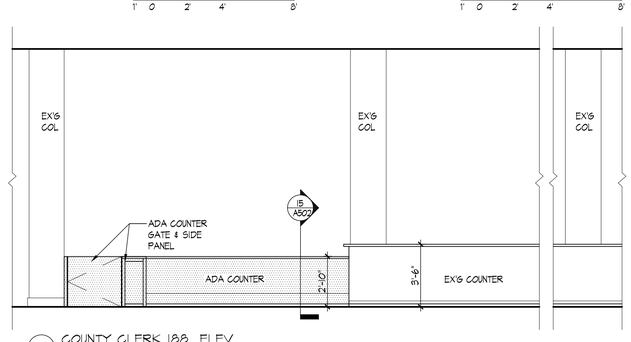

1 COUNTY CLERK 188 ELEV
1/4"=1'-0"

KINGS COUNTY SUPREME COURT BUILDING ACCESSIBILITY RENOVATIONS

360 Adams Street
Brooklyn NY 11201

Conditions

ALL IDEAS, DESIGNS, ARRANGEMENTS AND PLANS INDICATED OR REPRESENTED BY THIS DRAWING ARE OWNED BY, AND THE PROPERTY OF RONNETTE RILEY ARCHITECT AND WERE CREATED, EVOLVED AND DEVELOPED FOR THE USE ON, AND IN CONNECTION WITH THE SPECIFIED PROJECT.
NONE OF SUCH IDEAS, DESIGNS, ARRANGEMENTS OR PLANS SHALL BE USED BY OR DISCLOSED TO ANY PERSON, FIRM OR CORPORATION FOR ANY PURPOSE WHATSOEVER WITHOUT THE WRITTEN PERMISSION OF RONNETTE RILEY ARCHITECT.

© Copyright Ronnette Riley *Architect* 2021

Ronnette Riley *Architect*

494 Eighth Avenue, 15th Floor
New York, NY 10001
T 212 594 4015
F 212 594 2868
www.ronnetteriley.com

MEP Engineer:

Loring Consulting Engineers, Inc.
360 West 31st Street, 14th Floor
New York, NY 10001-2727
T 212-563 7400
www.loringengineers.com
New York City .Washington, DC . Princeton . Durham . Toronto

Structural Engineer:

Silman
32 Old Slip, 10th Floor
New York, NY 10005
T 212-620 7970
www.Silman.com

Rev	Date	Issue
	11 JUN 2021	Issue for SD Review
	22 OCT 2021	DD Review
	23 NOV 2021	DD Submission
	4 MAR 2022	Issue for Final DD
	6 DEC 2022	CD Review
	23 MAR 2023	CD FINAL

Title
COUNTER ELEV & DTLS - 1

Date	06-11-2021
Project No.	4107
Drawing By	JS
CHK By	BTL
Scale	

A502 .00 DOB Rev _of_

DOB SCAN

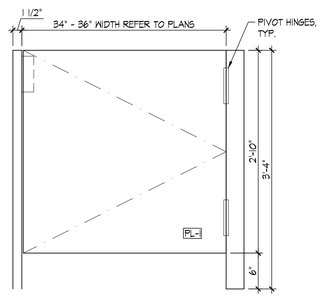

18 TYP COUNTER GATE ELEV
1"=1'-0"

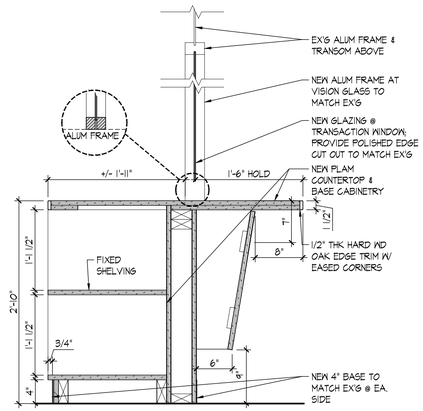

14 RM 222 & 231 COUNTER DTL
1"=1'-0"

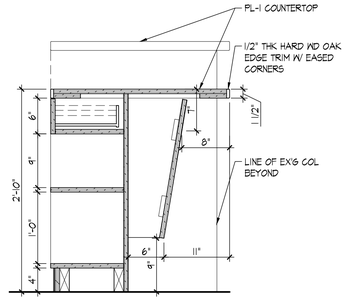

13 RM 213 & 221 COUNTER DTL
1"=1'-0"

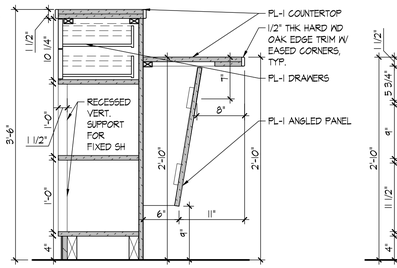

12 RM 212 COUNTER DTL
1"=1'-0"

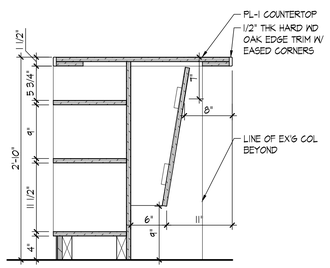

11 RM 209 & 210 COUNTER DTL
1"=1'-0"

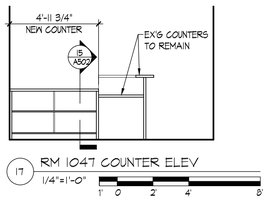

17 RM 1047 COUNTER ELEV
1/4"=1'-0"

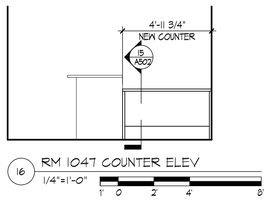

16 RM 1047 COUNTER ELEV
1/4"=1'-0"

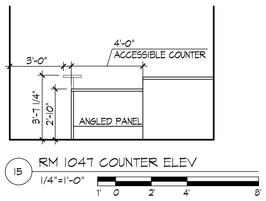

15 RM 1047 COUNTER ELEV
1/4"=1'-0"

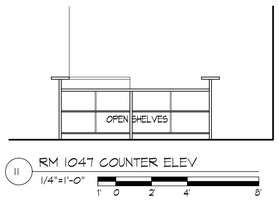

11 RM 1047 COUNTER ELEV
1/4"=1'-0"

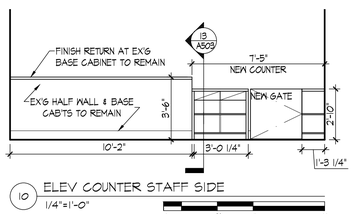

10 ELEV COUNTER STAFF SIDE
1/4"=1'-0"

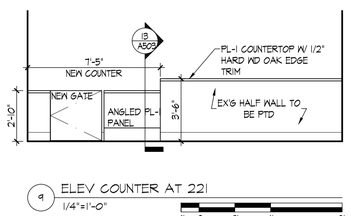

9 ELEV COUNTER AT 221
1/4"=1'-0"



8 RM 221 COUNTER ELEV
1/4"=1'-0"

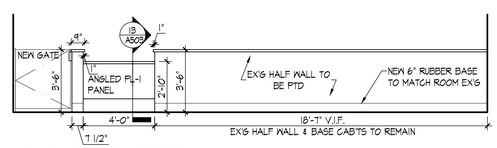

7 RM 221 COUNTER ELEV
1/4"=1'-0"

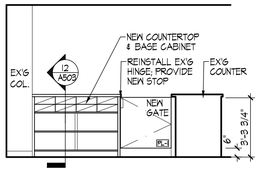

6 RM 212 COUNTER ELEV
1/4"=1'-0"

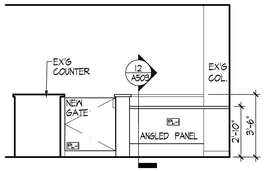

5 RM 212 COUNTER ELEV
1/4"=1'-0"

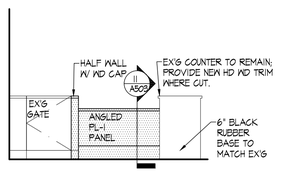

4 RM 209 & 210 COUNTER ELEV
1/4"=1'-0"

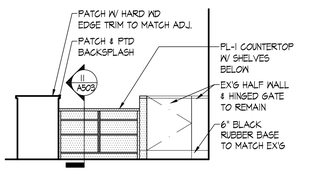

3 RM 209 & 210 COUNTER ELEV
1/4"=1'-0"

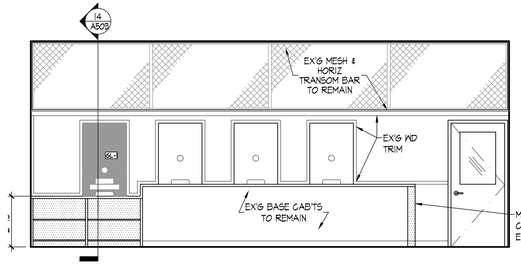

2 RM 222 COUNTER ELEV
1/4"=1'-0"

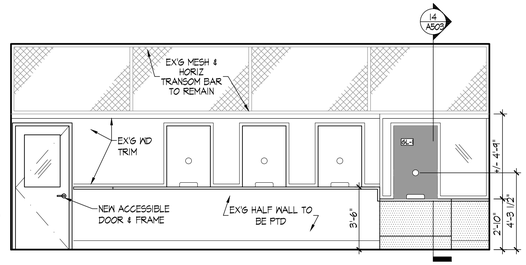

1 RM 222 COUNTER ELEV
1/4"=1'-0"

KINGS COUNTY SUPREME COURT BUILDING ACCESSIBILITY RENOVATIONS

360 Adams Street
Brooklyn NY 11201

Conditions

ALL IDEAS, DESIGNS, ARRANGEMENTS AND PLANS INDICATED OR REPRESENTED BY THIS DRAWING ARE OWNED BY, AND THE PROPERTY OF RONNETTE RILEY ARCHITECT AND WERE CREATED, EVOLVED AND DEVELOPED FOR THE USE ON, AND IN CONNECTION WITH THE SPECIFIED PROJECT.
NONE OF SUCH IDEAS, DESIGNS, ARRANGEMENTS OR PLANS SHALL BE USED BY OR DISCLOSED TO ANY PERSON, FIRM OR CORPORATION FOR ANY PURPOSE WHATSOEVER WITHOUT THE WRITTEN PERMISSION OF RONNETTE RILEY ARCHITECT.

© Copyright Ronnette Riley *Architect* 2021

Ronnette Riley *Architect*

494 Eighth Avenue, 15th Floor
New York, NY 10001
T 212 594 4015
F 212 594 2868
www.ronnetteriley.com

MEP Engineer:

Loring Consulting Engineers, Inc.
360 West 31st Street, 14th Floor
New York, NY 10001-2727
T 212-563 7400
www.loringengineers.com
New York City .Washington, DC . Princeton . Durham . Toronto

Structural Engineer:

Silman
32 Old Slip, 10th Floor
New York, NY 10005
T 212-620 7970
www.Silman.com

Rev	Date	Issue
	11 JUN 2021	Issue for SD Review
	22 OCT 2021	DD Review
	23 NOV 2021	DD Submission
	4 MAR 2022	Issue for Final DD
	6 DEC 2022	CD Review
	23 MAR 2023	CD FINAL

Title
COUNTER ELEV & DTLS - 2

Date	06-11-2021
Project No.	4107
Drawing By	JS
CHK By	BTL
Scale	

A503 .00 DOB Rev
of

DOB SCAN

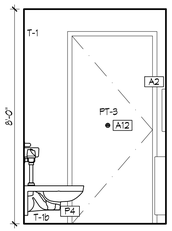

25 TYPE 4 - SOUTH
3/8"=1'-0"

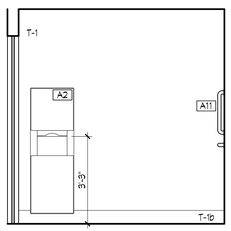

24 TYPE 4 - WEST
3/8"=1'-0"

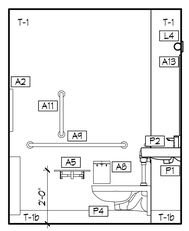

23 TYPE 4 - NORTH
3/8"=1'-0"

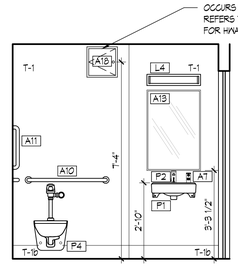

22 TYPE 4 - EAST
3/8"=1'-0"

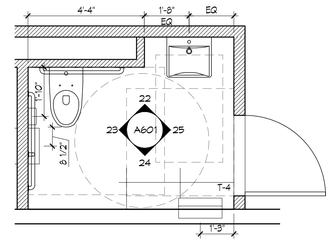

21 ALL GENDER TYPE 4 PLAN
3/8"=1'-0"

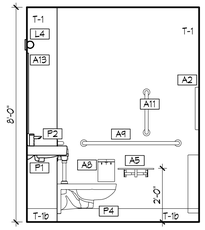

20 TYPE 3B - SOUTH
3/8"=1'-0"

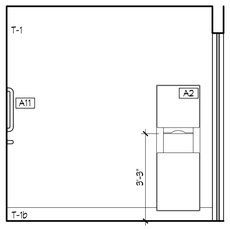

19 TYPE 3B - WEST
3/8"=1'-0"

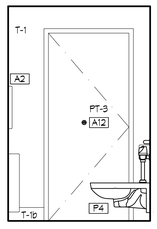

18 TYPE 3B - NORTH
3/8"=1'-0"

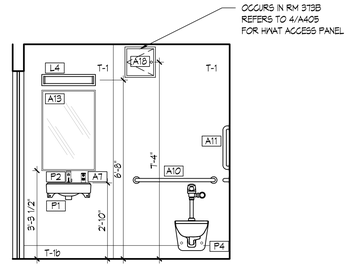

17 TYPE 3B - EAST
3/8"=1'-0"

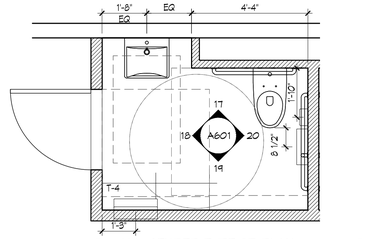

16 ALL GENDER TYPE 3B PLAN
3/8"=1'-0"

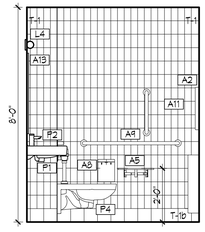

15 TYPE 3A - SOUTH
3/8"=1'-0"

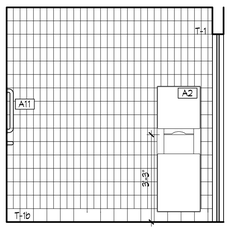

14 TYPE 3A - WEST
3/8"=1'-0"

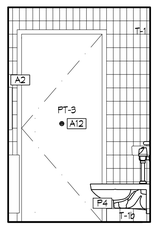

13 TYPE 3A - NORTH
3/8"=1'-0"

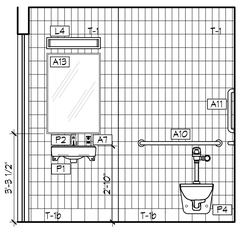

12 TYPE 3A - EAST
3/8"=1'-0"

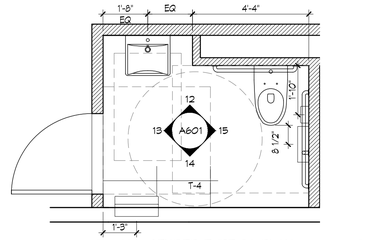

11 ALL GENDER TYPE 3A PLAN
3/8"=1'-0"

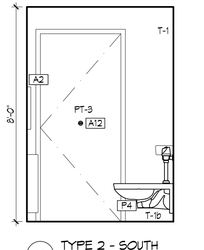

10 TYPE 2 - SOUTH
3/8"=1'-0"

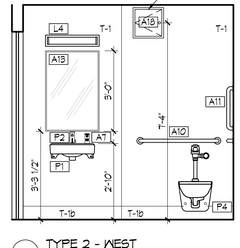

9 TYPE 2 - WEST
3/8"=1'-0"

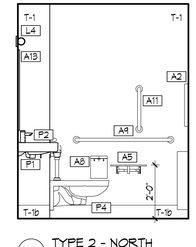

8 TYPE 2 - NORTH
3/8"=1'-0"

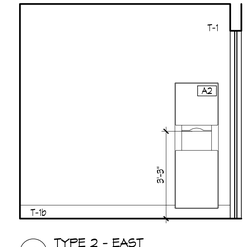

7 TYPE 2 - EAST
3/8"=1'-0"

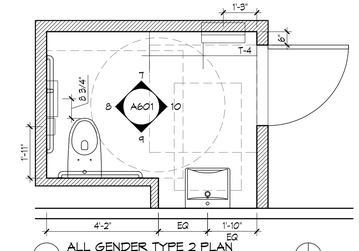

6 ALL GENDER TYPE 2 PLAN
3/8"=1'-0"

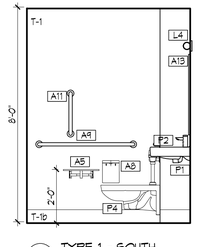

5 TYPE 1 - SOUTH
3/8"=1'-0"

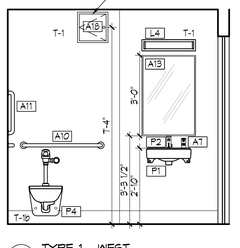

4 TYPE 1 - WEST
3/8"=1'-0"

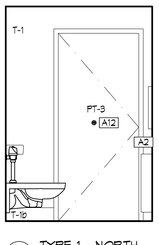

3 TYPE 1 - NORTH
3/8"=1'-0"

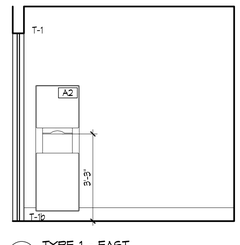

2 TYPE 1 - EAST
3/8"=1'-0"

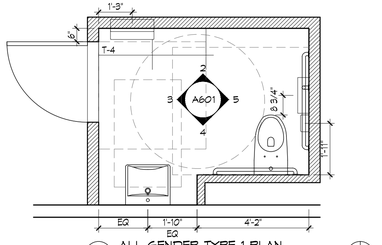

1 ALL GENDER TYPE 1 PLAN
3/8"=1'-0"

KINGS COUNTY SUPREME COURT BUILDING ACCESSIBILITY RENOVATIONS

360 Adams Street
Brooklyn NY 11201

Conditions

ALL IDEAS, DESIGNS, ARRANGEMENTS AND PLANS INDICATED OR REPRESENTED BY THIS DRAWING ARE OWNED BY, AND THE PROPERTY OF RONNETTE RILEY ARCHITECT AND WERE CREATED, EVOLVED AND DEVELOPED FOR THE USE ON, AND IN CONNECTION WITH THE SPECIFIED PROJECT.
NONE OF SUCH IDEAS, DESIGNS, ARRANGEMENTS OR PLANS SHALL BE USED BY OR DISCLOSED TO ANY PERSON, FIRM OR CORPORATION FOR ANY PURPOSE WHATSOEVER WITHOUT THE WRITTEN PERMISSION OF RONNETTE RILEY ARCHITECT.

© Copyright Ronnette Riley *Architect* 2021

Ronnette Riley *Architect*

494 Eighth Avenue, 15th Floor
New York, NY 10001
T 212 594 4015
F 212 594 2868
www.ronnetteriley.com

MEP Engineer:

Loring Consulting Engineers, Inc.
360 West 31st Street, 14th Floor
New York, NY 10001-2727
T 212-563 7400
www.loringengineers.com
New York City . Washington, DC . Princeton . Durham . Toronto

Structural Engineer:

Silman
32 Old Slip, 10th Floor
New York, NY 10005
T 212-620 7970
www.Silman.com

Rev	Date	Issue
	11 JUN 2021	Issue for SD Review
	22 OCT 2021	DD Review
	23 NOV 2021	DD Submission
	4 MAR 2022	Issue for Final DD
	6 DEC 2022	CD Review
	23 MAR 2023	CD FINAL

Title
JURY ROOM
TOILET TYPES

Date	06-11-2021
Project No.	4107
Drawing By	KGS
CHK By	BL
Scale	3/8" = 1'-0"

DOB Rev

A601 .00

DOB SCAN

F:\2021 jobs\4107 dob 360 adams sd-cd\05 drawings\REA Set\4107 Elev.dwg, 03/30/23 - 2:04pm, msadamori

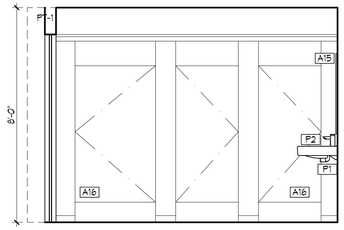

21 MEN'S 145B - SOUTH
3/8"=1'-0"

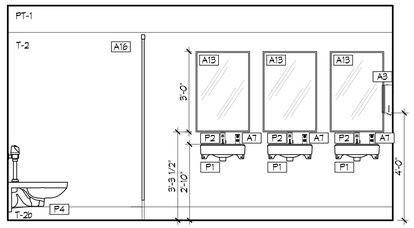

20 MEN'S 145B - WEST
3/8"=1'-0"

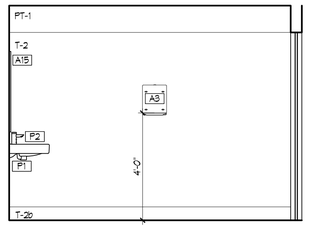

19 MEN'S 145B - NORTH
3/8"=1'-0"

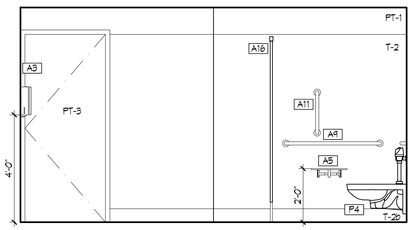

18 MEN'S 145B - EAST
3/8"=1'-0"

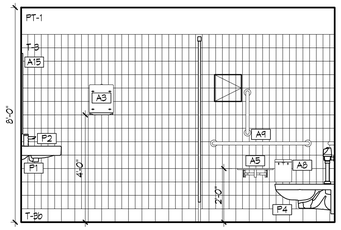

17 WOMEN'S 145A - SOUTH
3/8"=1'-0"

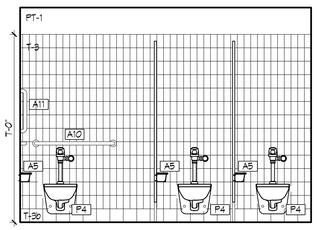

16 WOMEN'S 145A - WEST 2
3/8"=1'-0"

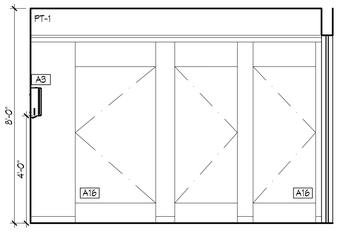

15 WOMEN'S 145A - WEST 1
3/8"=1'-0"

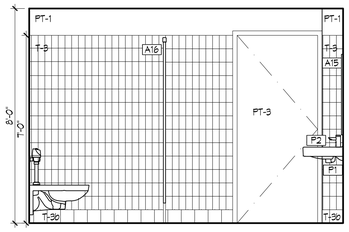

14 WOMEN'S 145A - NORTH
3/8"=1'-0"

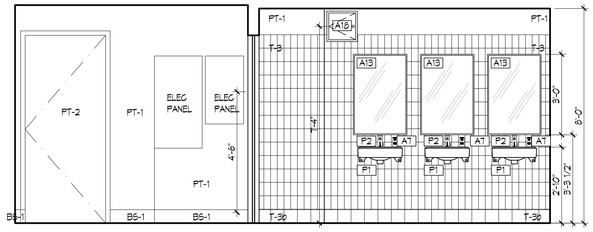

13 WOMEN'S 145A - EAST
3/8"=1'-0"

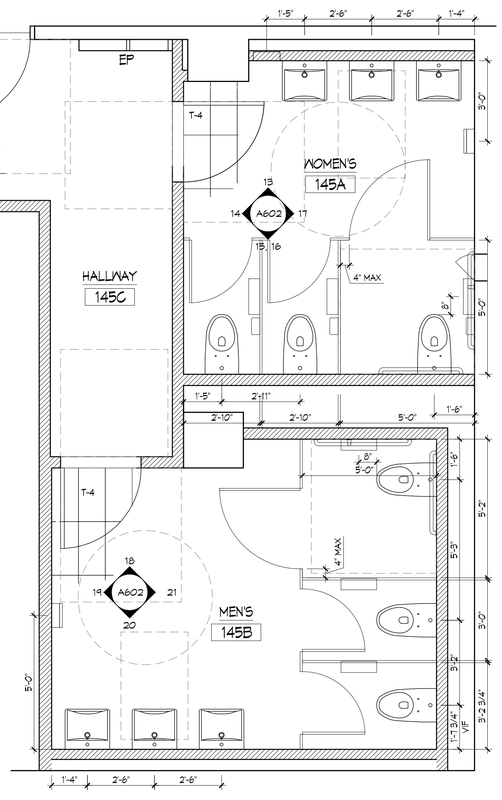

11 MEN'S 145B & WOMEN'S 145A PLAN
3/8"=1'-0"

N

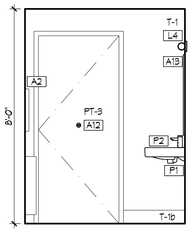

10 TYPE 6 - SOUTH
3/8"=1'-0"

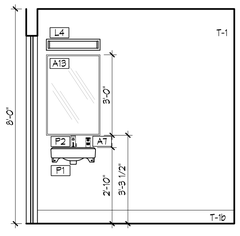

9 TYPE 6 - WEST
3/8"=1'-0"

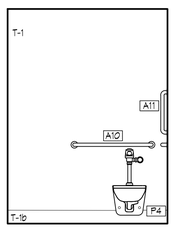

8 TYPE 6 - NORTH
3/8"=1'-0"

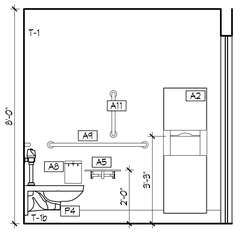

7 TYPE 6 - EAST
3/8"=1'-0"

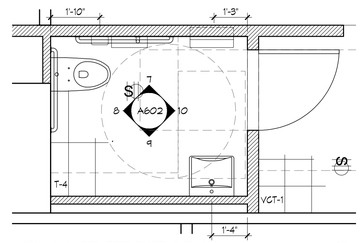

6 ALL GENDER TYPE 6 PLAN
3/8"=1'-0"

N

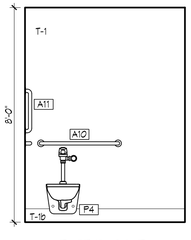

5 TYPE 5- SOUTH
3/8"=1'-0"

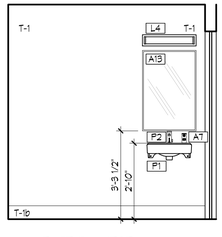

4 TYPE 5 - WEST
3/8"=1'-0"

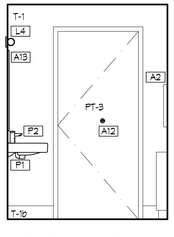

3 TYPE 5 - NORTH
3/8"=1'-0"

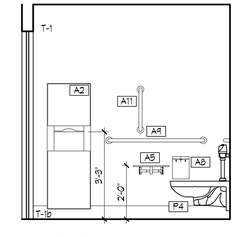

2 TYPE 5 - EAST
3/8"=1'-0"

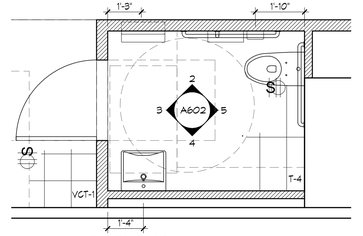

1 ALL GENDER TYPE 5 PLAN
3/8"=1'-0"

N

KINGS COUNTY SUPREME COURT BUILDING ACCESSIBILITY RENOVATIONS

360 Adams Street
Brooklyn NY 11201

Conditions

ALL IDEAS, DESIGNS, ARRANGEMENTS AND PLANS INDICATED OR REPRESENTED BY THIS DRAWING ARE OWNED BY, AND THE PROPERTY OF RONNETTE RILEY ARCHITECT AND WERE CREATED, EVOLVED AND DEVELOPED FOR THE USE ON, AND IN CONNECTION WITH THE SPECIFIED PROJECT.
NONE OF SUCH IDEAS, DESIGNS, ARRANGEMENTS OR PLANS SHALL BE USED BY OR DISCLOSED TO ANY PERSON, FIRM OR CORPORATION FOR ANY PURPOSE WHATSOEVER WITHOUT THE WRITTEN PERMISSION OF RONNETTE RILEY ARCHITECT.

© Copyright Ronnette Riley *Architect* 2021

Ronnette Riley *Architect*

494 Eighth Avenue, 15th Floor
New York, NY 10001
T 212 594 4015
F 212 594 2868
www.ronnetteriley.com

MEP Engineer:

Loring Consulting Engineers, Inc.
360 West 31st Street, 14th Floor
New York, NY 10001-2727
T 212-563 7400
www.loringengineers.com
New York City . Washington, DC . Princeton . Durham . Toronto

Structural Engineer:

Silman
32 Old Slip, 10th Floor
New York, NY 10005
T 212-620 7970
www.Silman.com

Rev	Date	Issue
	11 JUN 2021	Issue for SD Review
	22 OCT 2021	DD Review
	23 NOV 2021	DD Submission
	4 MAR 2022	Issue for Final DD
	6 DEC 2022	CD Review
	23 MAR 2023	CD FINAL

Title

JURY ROOM TOILET TYPES, 1ST FL TOILET ELEVATIONS

Date	06-11-2021
Project No.	4107
Drawing By	KGS
CHK By	BL
Scale	3/8" = 1'-0"

DOB Rev

A602 .00

DOB SCAN

F:\2021 jobs\4107 duas 360 adams sd-cd\05 drawings\ARA Set\4107 Elev.dwg 03/30/23 - 2:04pm msadamori

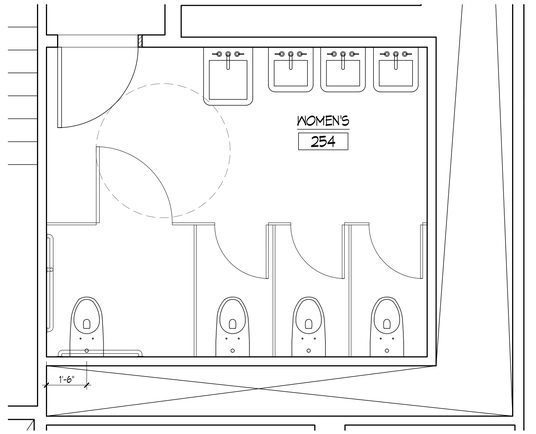

12 WOMEN'S 254 PLAN
3/8"=1'-0"

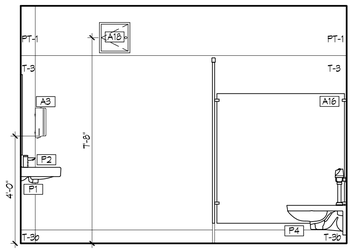

11 WOMEN'S 240 - SOUTH
3/8"=1'-0"

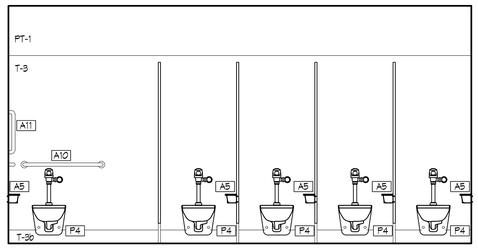

10 WOMEN'S 240 - WEST 2
3/8"=1'-0"

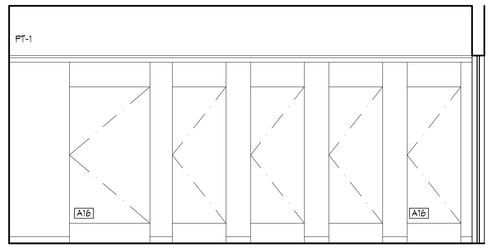

9 WOMEN'S 240 - WEST 1
3/8"=1'-0"

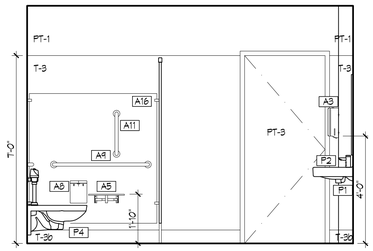

8 WOMEN'S 240 - NORTH
3/8"=1'-0"

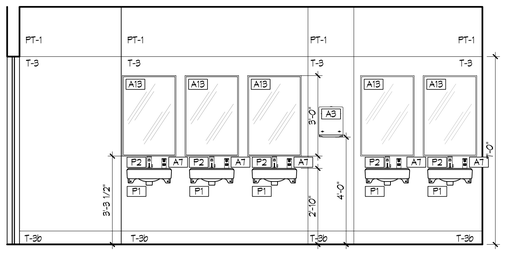

7 WOMEN'S 240 - EAST
3/8"=1'-0"

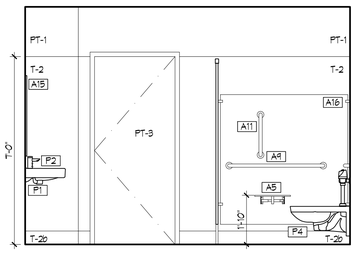

6 MEN'S 240C - SOUTH
3/8"=1'-0"

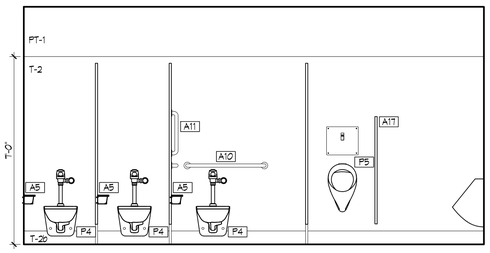

5 MEN'S 240C - WEST 2
3/8"=1'-0"

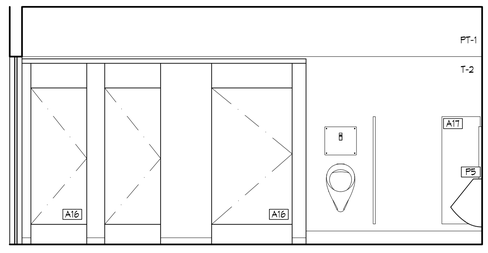

4 MEN'S RESTROOM 240C - WEST 1
3/8"=1'-0"

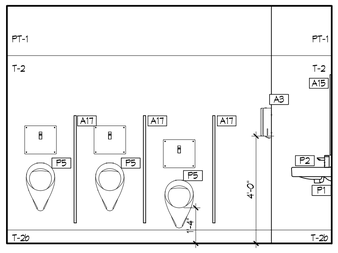

3 MEN'S RESTROOM 240C - NORTH
3/8"=1'-0"

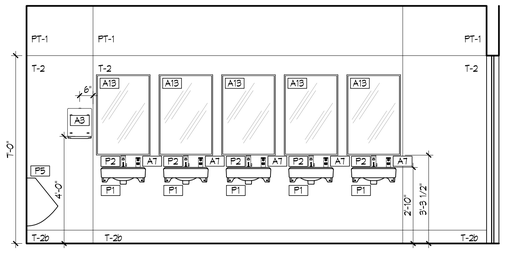

2 MEN'S RESTROOM 240C - EAST
3/8"=1'-0"

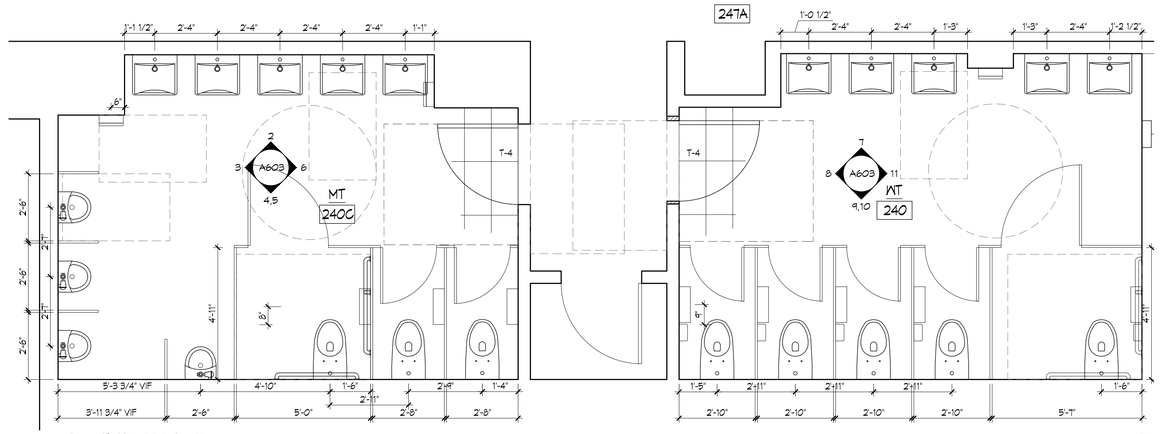

1 MEN'S 240C PLAN
3/8"=1'-0"

KINGS COUNTY SUPREME COURT BUILDING ACCESSIBILITY RENOVATIONS

360 Adams Street
Brooklyn NY 11201

Conditions

ALL IDEAS, DESIGNS, ARRANGEMENTS AND PLANS INDICATED OR REPRESENTED BY THIS DRAWING ARE OWNED BY, AND THE PROPERTY OF RONNETTE RILEY ARCHITECT AND WERE CREATED, EVOLVED AND DEVELOPED FOR THE USE ON, AND IN CONNECTION WITH THE SPECIFIED PROJECT.
NONE OF SUCH IDEAS, DESIGNS, ARRANGEMENTS OR PLANS SHALL BE USED BY OR DISCLOSED TO ANY PERSON, FIRM OR CORPORATION FOR ANY PURPOSE WHATSOEVER WITHOUT THE WRITTEN PERMISSION OF RONNETTE RILEY ARCHITECT.

© Copyright Ronnette Riley *Architect* 2021

Ronnette Riley *Architect*

494 Eighth Avenue, 15th Floor
New York, NY 10001
T 212 594 4015
F 212 594 2868
www.ronnetteriley.com

MEP Engineer:

Loring Consulting Engineers, Inc.
360 West 31st Street, 14th Floor
New York, NY 10001-2727
T 212-563 7400
www.loringengineers.com
New York City . Washington, DC . Princeton . Durham . Toronto

Structural Engineer:

Silman
32 Old Slip, 10th Floor
New York, NY 10005
T 212-620 7970
www.Silman.com

Rev	Date	Issue
	11 JUN 2021	Issue for SD Review
	22 OCT 2021	DD Review
	23 NOV 2021	DD Submission
	4 MAR 2022	Issue for Final DD
	6 DEC 2022	CD Review
	23 MAR 2023	CD FINAL

Title

2ND FL TOILET ELEVATIONS -1

Date	06-11-2021
Project No.	4107
Drawing By	KGS
CHK By	YM
Scale	3/8" = 1'-0"

DOB Rev

A603 .00

DOB SCAN

F:\2021 jobs\4107 dob 360 adams st-ca\05 drawings\KRA Set\4107Elev.dwg 03/30/23 - 2:04pm msadamori

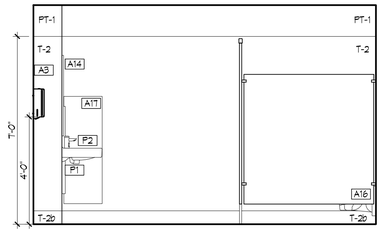

12 MEN'S 245 - SOUTH
3/8"=1'-0"

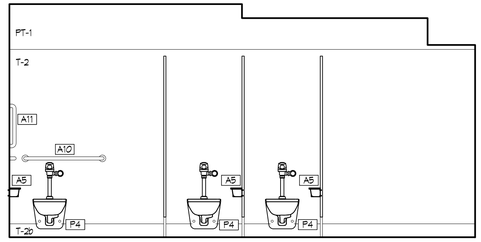

11 MEN'S 245 - WEST 2
3/8"=1'-0"



10 MEN'S 245 - WEST 1
3/8"=1'-0"

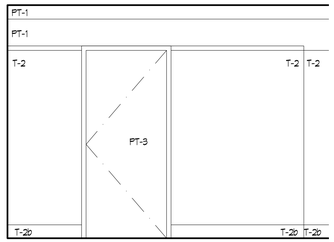

9 MEN'S 245 - NORTH
3/8"=1'-0"

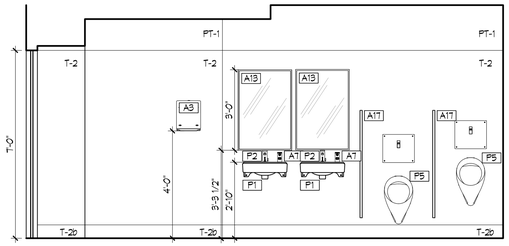

8 MEN'S 245 - EAST
3/8"=1'-0"

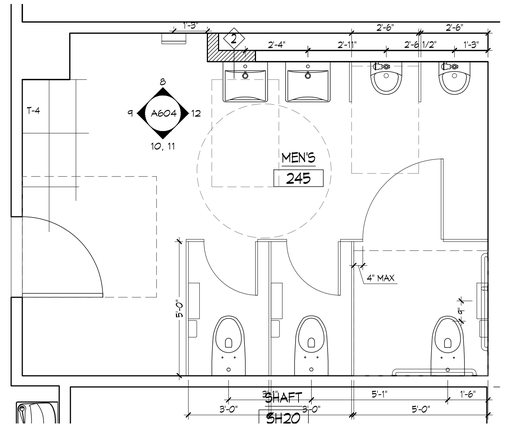

7 MEN'S 245 PLAN
3/8"=1'-0"

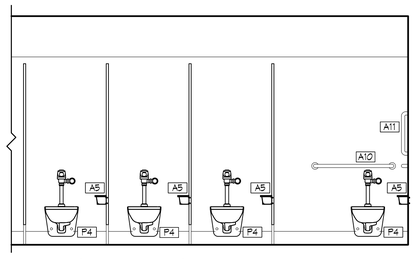

6 WOMEN'S 246A - SOUTH 2
3/8"=1'-0"

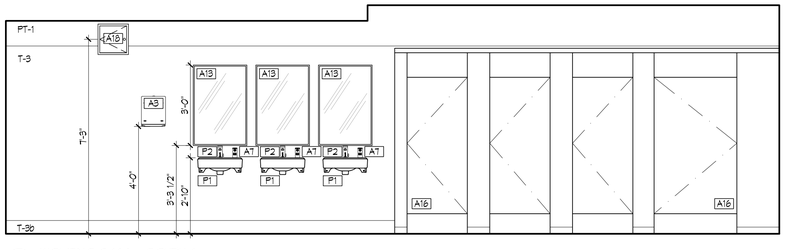

5 WOMEN'S 246A - SOUTH 1
3/8"=1'-0"

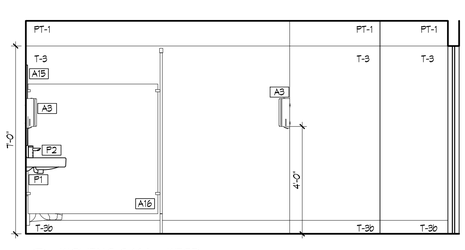

4 WOMEN'S 246A - WEST
3/8"=1'-0"

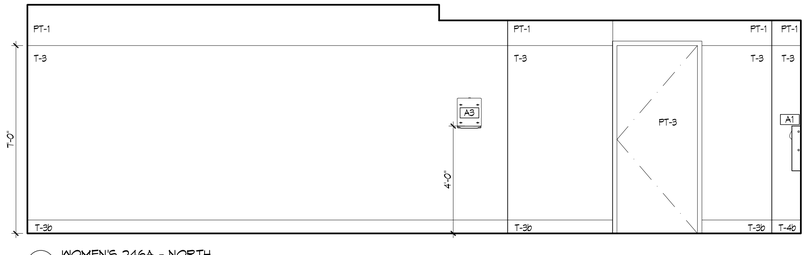

1 WOMEN'S 246A - NORTH
3/8"=1'-0"

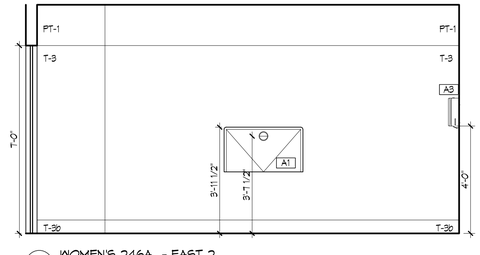

2 WOMEN'S 246A - EAST 2
3/8"=1'-0"

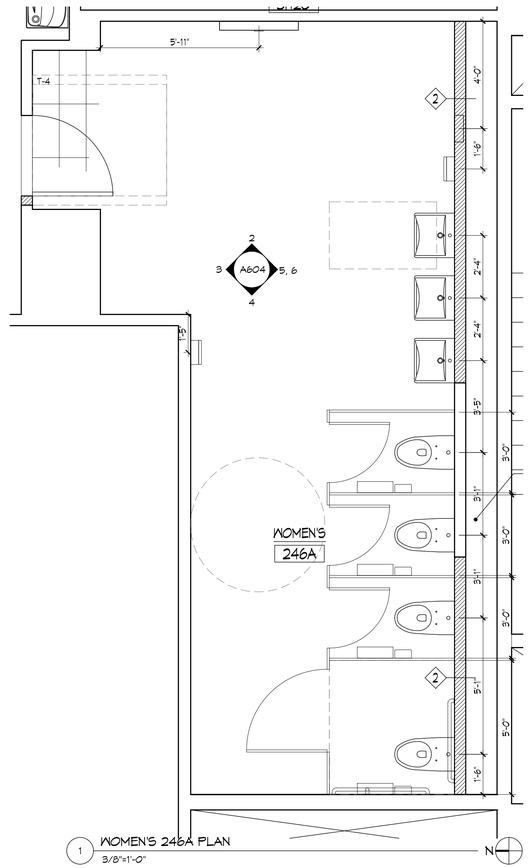

1 WOMEN'S 246A PLAN
3/8"=1'-0"

KINGS COUNTY SUPREME COURT BUILDING ACCESSIBILITY RENOVATIONS

360 Adams Street
Brooklyn NY 11201

Conditions

ALL IDEAS, DESIGNS, ARRANGEMENTS AND PLANS INDICATED OR REPRESENTED BY THIS DRAWING ARE OWNED BY, AND THE PROPERTY OF RONNETTE RILEY ARCHITECT AND WERE CREATED, EVOLVED AND DEVELOPED FOR THE USE ON, AND IN CONNECTION WITH THE SPECIFIED PROJECT.
NONE OF SUCH IDEAS, DESIGNS, ARRANGEMENTS OR PLANS SHALL BE USED BY OR DISCLOSED TO ANY PERSON, FIRM OR CORPORATION FOR ANY PURPOSE WHATSOEVER WITHOUT THE WRITTEN PERMISSION OF RONNETTE RILEY ARCHITECT.

© Copyright Ronnette Riley *Architect* 2021

Ronnette Riley *Architect*

494 Eighth Avenue, 15th Floor
New York, NY 10001
T 212 594 4015
F 212 594 2868
www.ronnetteriley.com

MEP Engineer:

Loring Consulting Engineers, Inc.
360 West 31st Street, 14th Floor
New York, NY 10001-2727
T 212-563 7400
www.loringengineers.com
New York City .Washington, DC . Princeton . Durham . Toronto

Structural Engineer:

Silman
32 Old Slip, 10th Floor
New York, NY 10005
T 212-620 7970
www.Silman.com

Rev	Date	Issue
	11 JUN 2021	Issue for SD Review
	22 OCT 2021	DD Review
	23 NOV 2021	DD Submission
	4 MAR 2022	Issue for Final DD
	6 DEC 2022	CD Review
	23 MAR 2023	CD FINAL

Title
2ND FL TOILET ELEVATIONS -2

Date	06-11-2021
Project No.	4107
Drawing By	KGS
CHK By	BL
Scale	3/8" = 1'-0"

DOB Rev

A604 .00

DOB SCAN

F:\2021 jobs\4107 dobs 360 adams sd-cd\05 drawings\RSA Set\4107 Elev.dwg 03/30/23 - 2:04pm msadamori

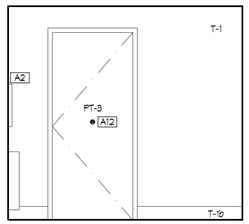

17 ALL GENDER 388B - SOUTH
3/8"=1'-0"

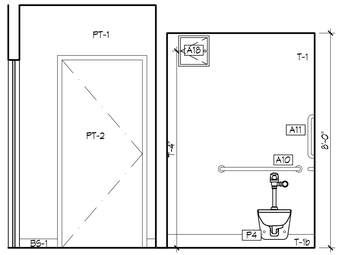

16 ALL GENDER 388B - WEST
3/8"=1'-0"

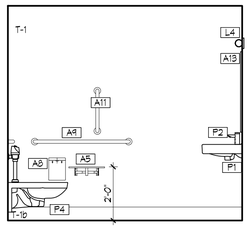

15 ALL GENDER 388B - NORTH 2
3/8"=1'-0"

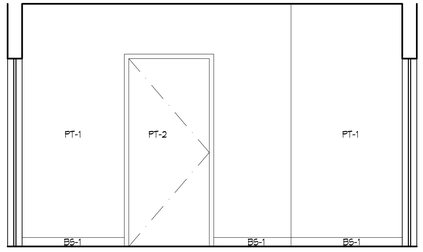

14 ALL GENDER 388B - NORTH 1
3/8"=1'-0"

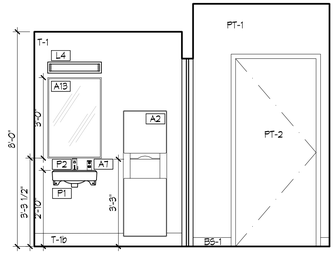

13 ALL GENDER 388B - EAST
3/8"=1'-0"

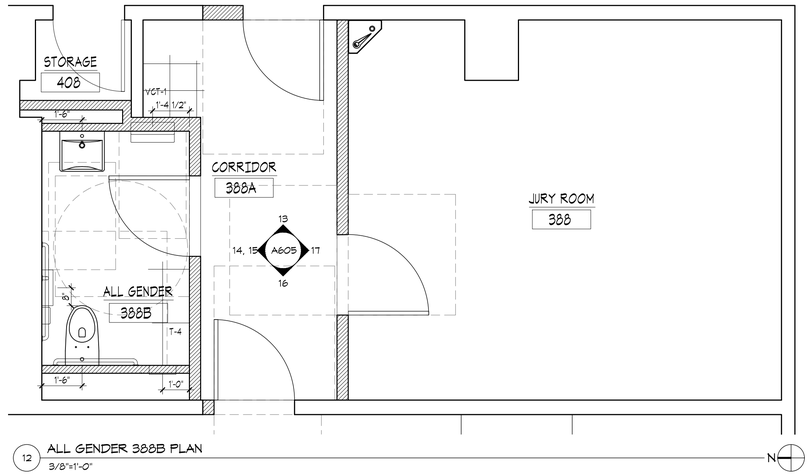

12 ALL GENDER 388B PLAN
3/8"=1'-0"

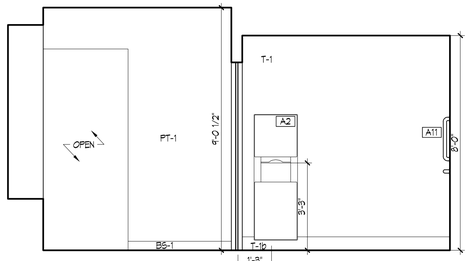

11 ALL GENDER 309B - SOUTH
3/8"=1'-0"

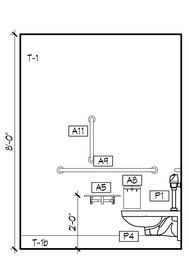

10 ALL GENDER 309B - WEST
3/8"=1'-0"

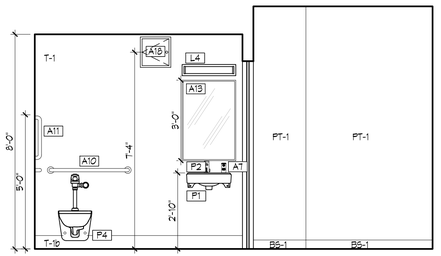

9 ALL GENDER 309B - NORTH
3/8"=1'-0"

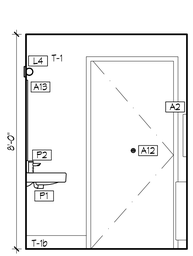

8 ALL GENDER 309B - EAST
3/8"=1'-0"

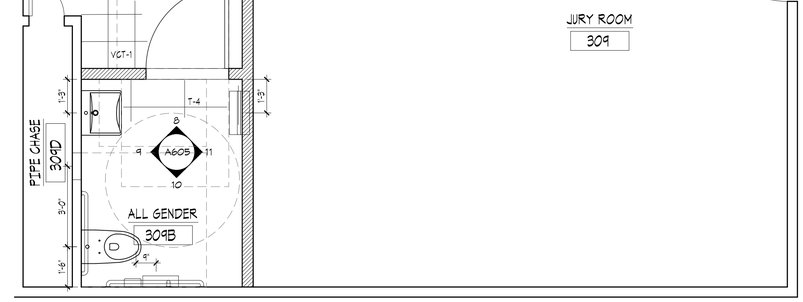

7 ALL GENDER 309B PLAN
3/8"=1'-0"

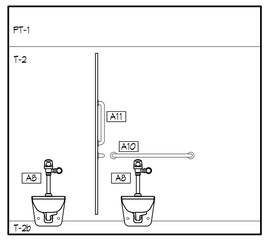

6 ALL GENER 306 - SOUTH 2
3/8"=1'-0"

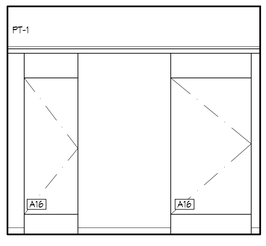

5 ALL GENER 306 - SOUTH 1
3/8"=1'-0"

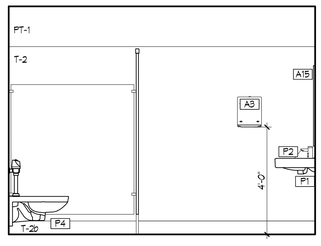

4 ALL GENER 306 - WEST
3/8"=1'-0"

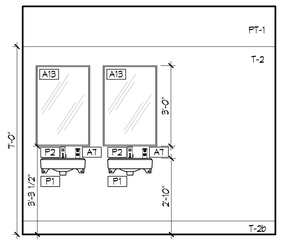

3 ALL GENER 306 - NORTH
3/8"=1'-0"

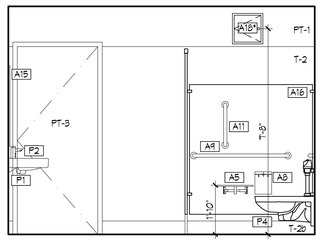

2 ALL GENDER 306 - EAST
3/8"=1'-0"

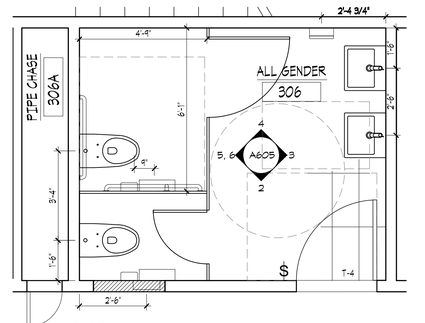

1 ALL GENDER 306 PLAN
3/8"=1'-0"

N

KINGS COUNTY SUPREME COURT BUILDING ACCESSIBILITY RENOVATIONS

360 Adams Street
Brooklyn NY 11201

Conditions

ALL IDEAS, DESIGNS, ARRANGEMENTS AND PLANS INDICATED OR REPRESENTED BY THIS DRAWING ARE OWNED BY, AND THE PROPERTY OF RONNETTE RILEY ARCHITECT AND WERE CREATED, EVOLVED AND DEVELOPED FOR THE USE ON, AND IN CONNECTION WITH THE SPECIFIED PROJECT.
NONE OF SUCH IDEAS, DESIGNS, ARRANGEMENTS OR PLANS SHALL BE USED BY OR DISCLOSED TO ANY PERSON, FIRM OR CORPORATION FOR ANY PURPOSE WHATSOEVER WITHOUT THE WRITTEN PERMISSION OF RONNETTE RILEY ARCHITECT.

© Copyright Ronnette Riley *Architect* 2021

Ronnette Riley *Architect*

494 Eighth Avenue, 15th Floor
New York, NY 10001
T 212 594 4015
F 212 594 2868
www.ronnetteriley.com

MEP Engineer:

Loring Consulting Engineers, Inc.
360 West 31st Street, 14th Floor
New York, NY 10001-2727
T 212-563 7400
www.loringengineers.com
New York City . Washington, DC . Princeton . Durham . Toronto

Structural Engineer:

Silman
32 Old Slip, 10th Floor
New York, NY 10005
T 212-620 7970
www.Silman.com

Rev	Date	Issue
	11 JUN 2021	Issue for SD Review
	22 OCT 2021	DD Review
	23 NOV 2021	DD Submission
	4 MAR 2022	Issue for Final DD
	6 DEC 2022	CD Review
	23 MAR 2023	CD FINAL

Title
3RD FL TOILET ELEVATIONS

Date	06-11-2021
Project No.	4107
Drawing By	KGS
CHK By	BL
Scale	3/8" = 1'-0"

DOB Rev

A605 .00

DOB SCAN

F:\2021\ [jobs\4107 dobs 360 adams st\4-cad\05 drawings\RRA Set\4107Elev.dwg 09/30/23 - 2:05pm msadamori

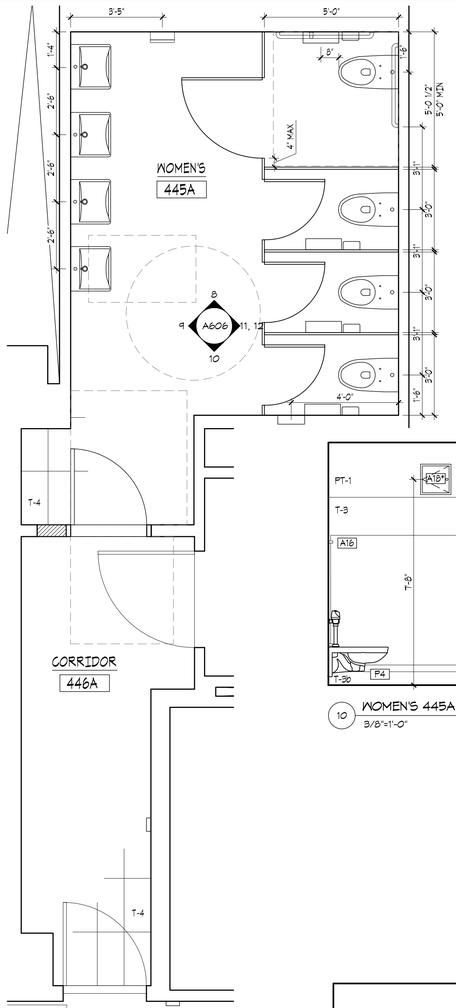

7 WOMEN'S 445A PLAN
3/8"=1'-0"

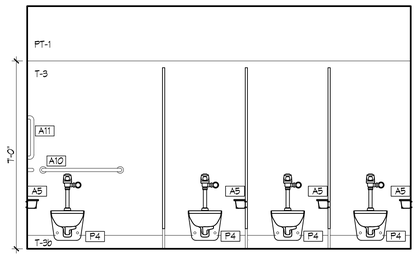

12 WOMEN'S 445A - NORTH 2
3/8"=1'-0"

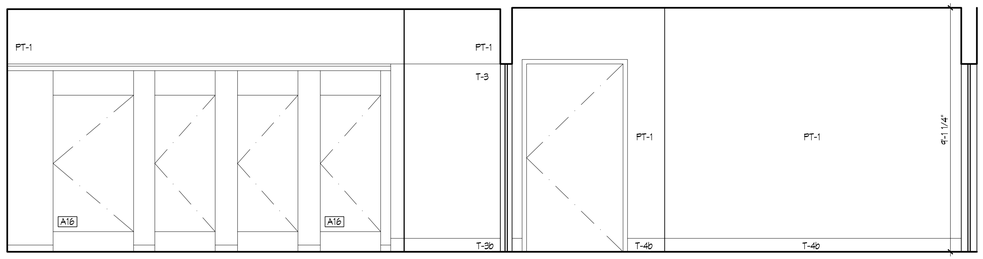

11 WOMEN'S 445A - NORTH 1
3/8"=1'-0"

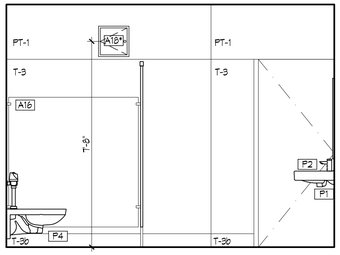

10 WOMEN'S 445A - WEST
3/8"=1'-0"

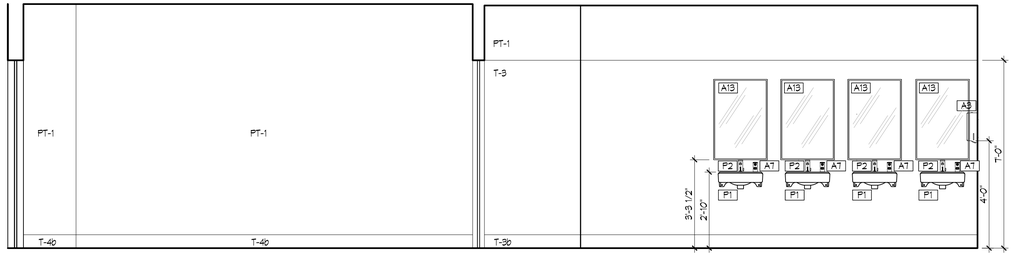

9 WOMEN'S 445A - NORTH
3/8"=1'-0"

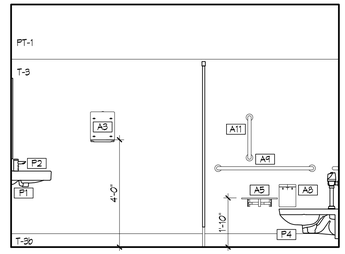

8 WOMEN'S 445A - EAST
3/8"=1'-0"

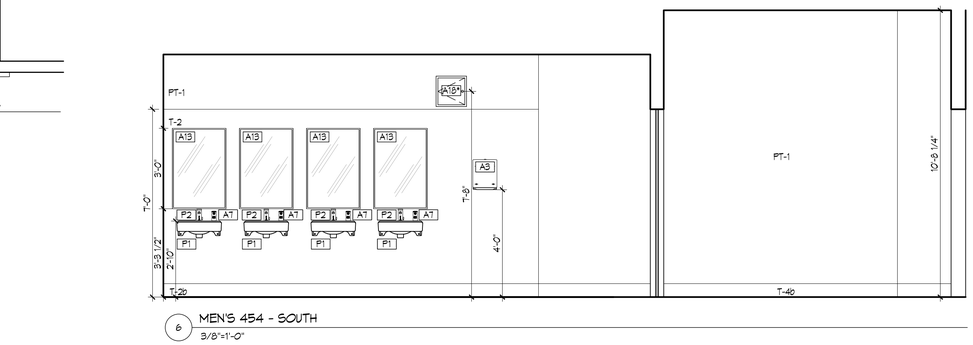

6 MEN'S 454 - SOUTH
3/8"=1'-0"

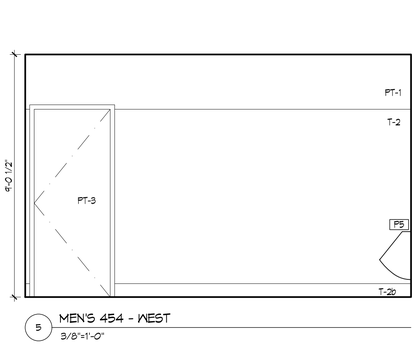

5 MEN'S 454 - WEST
3/8"=1'-0"

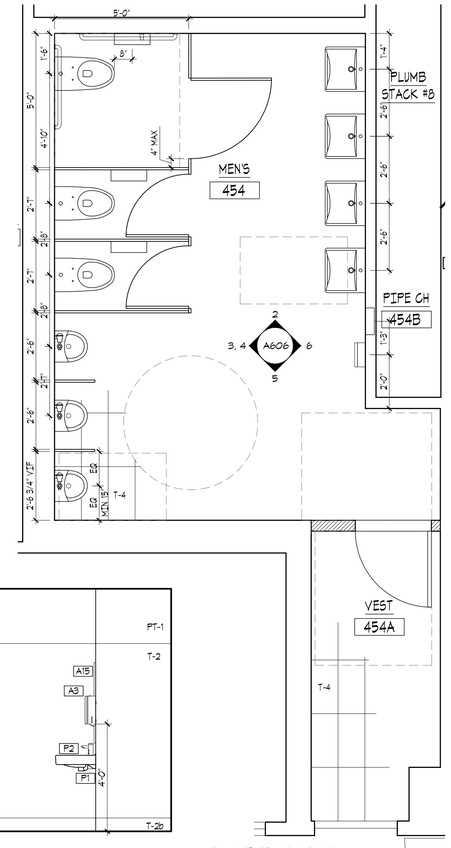

1 MEN'S 454 PLAN
3/8"=1'-0"

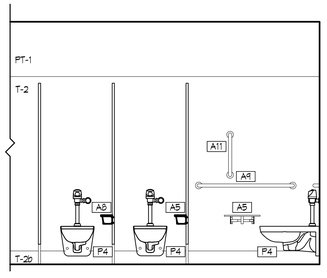

4 MEN'S 454 - NORTH 2
3/8"=1'-0"

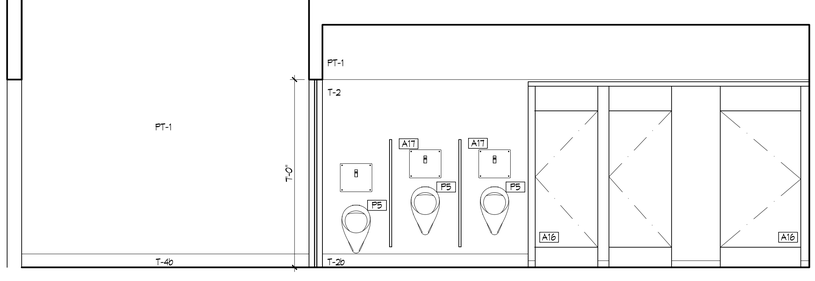

3 MEN'S 454 - NORTH 1
3/8"=1'-0"

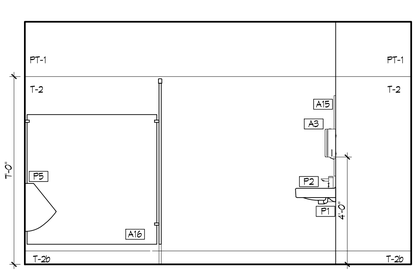

2 MEN'S 454 - EAST
3/8"=1'-0"

KINGS COUNTY SUPREME COURT BUILDING ACCESSIBILITY RENOVATIONS

360 Adams Street
Brooklyn NY 11201

Conditions

ALL IDEAS, DESIGNS, ARRANGEMENTS AND PLANS INDICATED OR REPRESENTED BY THIS DRAWING ARE OWNED BY, AND THE PROPERTY OF RONNETTE RILEY ARCHITECT AND WERE CREATED, EVOLVED AND DEVELOPED FOR THE USE ON, AND IN CONNECTION WITH THE SPECIFIED PROJECT.
NONE OF SUCH IDEAS, DESIGNS, ARRANGEMENTS OR PLANS SHALL BE USED BY OR DISCLOSED TO ANY PERSON, FIRM OR CORPORATION FOR ANY PURPOSE WHATSOEVER WITHOUT THE WRITTEN PERMISSION OF RONNETTE RILEY ARCHITECT.

© Copyright Ronnette Riley *Architect* 2021

Ronnette Riley *Architect*

494 Eighth Avenue, 15th Floor
New York, NY 10001
T 212 594 4015
F 212 594 2868
www.ronnetteriley.com

MEP Engineer:

Loring Consulting Engineers, Inc.
360 West 31st Street, 14th Floor
New York, NY 10001-2727
T 212-563 7400
www.loringengineers.com
New York City .Washington, DC . Princeton . Durham . Toronto

Structural Engineer:

Silman
32 Old Slip, 10th Floor
New York, NY 10005
T 212-620 7970
www.Silman.com

Rev	Date	Issue
	11 JUN 2021	Issue for SD Review
	22 OCT 2021	DD Review
	23 NOV 2021	DD Submission
	4 MAR 2022	Issue for Final DD
	6 DEC 2022	CD Review
	23 MAR 2023	CD FINAL

Title

4TH FL TOILET ELEVATIONS

Date	06-11-2021
Project No.	4107
Drawing By	KGS
CHK By	BL
Scale	3/8" = 1'-0"

DOB Rev

A606 .00

DOB SCAN

F:\2021 | jobs\4107 dobs 360 adams st\cad\05 drawings\RRA Set\4107Elev.dwg, 03/30/23 - 2:05pm, msadamori

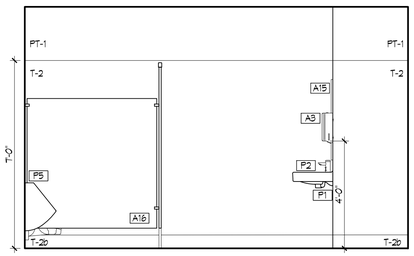

12 MEN'S 554 - EAST
3/8"=1'-0"

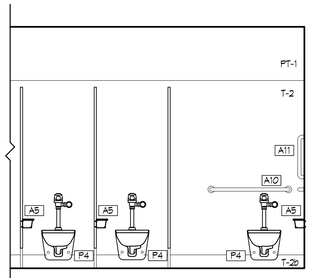

11 MEN'S 554 - NORTH 2
3/8"=1'-0"

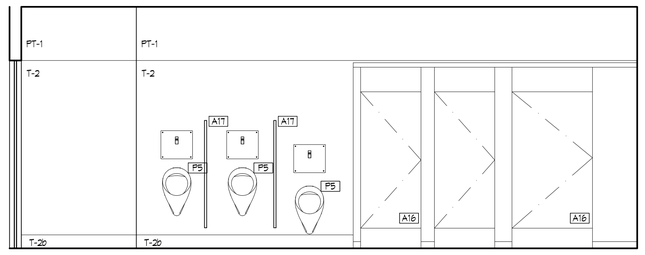

10 MEN'S 554 - NORTH 1
3/8"=1'-0"

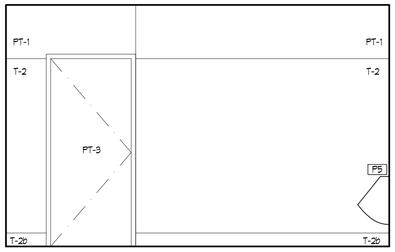

9 MEN'S 554 - WEST
3/8"=1'-0"

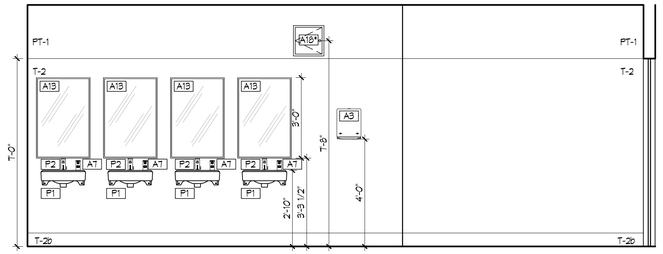

8 MEN'S 554 - SOUTH
3/8"=1'-0"

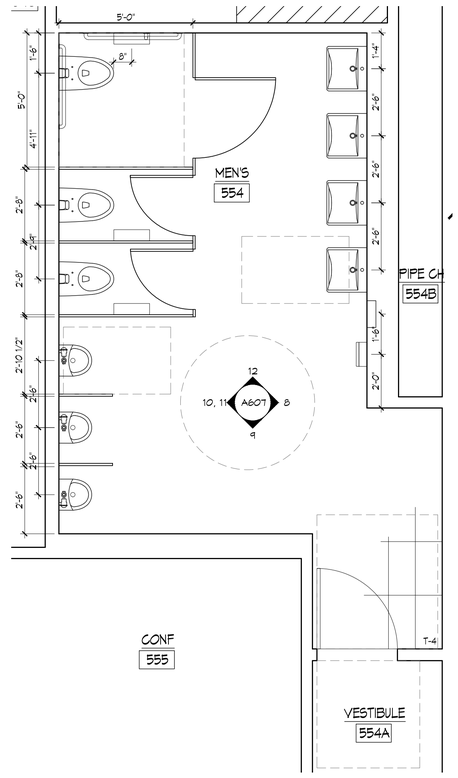

7 MEN'S 554 PLAN
3/8"=1'-0"

N

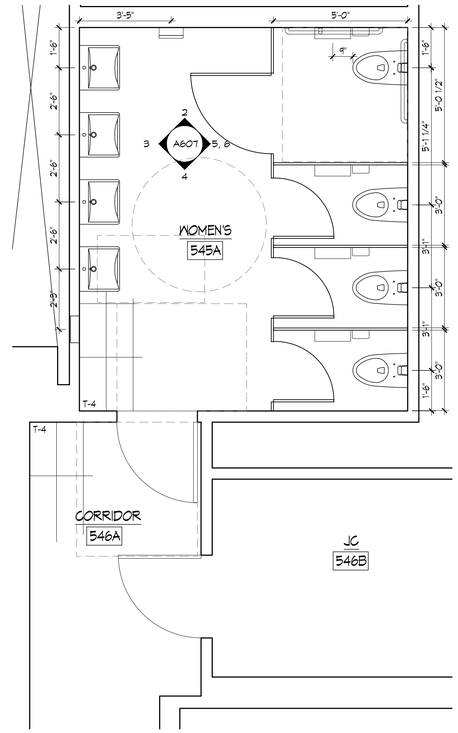

1 WOMEN'S 545A PLAN
3/8"=1'-0"

N

6 WOMEN'S 545A - SOUTH 2
3/8"=1'-0"

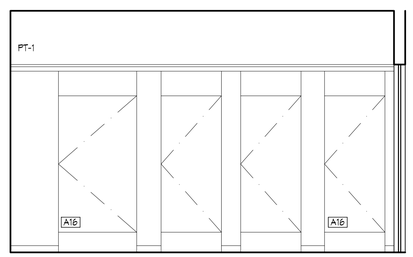

5 WOMEN'S 545A - SOUTH 1
3/8"=1'-0"

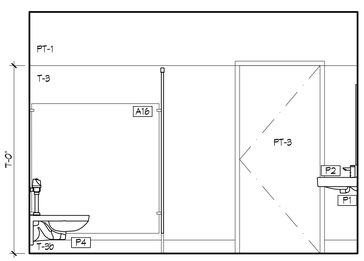

4 WOMEN'S 545A - WEST
3/8"=1'-0"

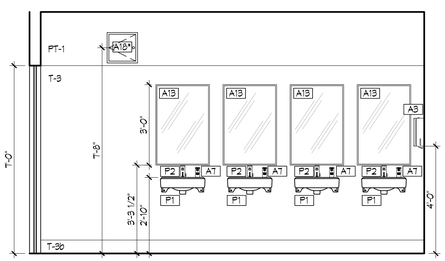

3 WOMEN'S 545A - NORTH
3/8"=1'-0"

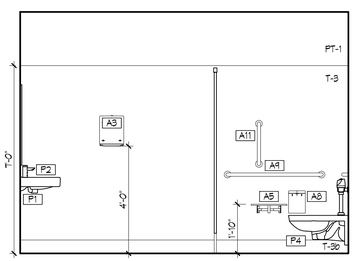

2 WOMEN'S 545A - EAST
3/8"=1'-0"

KINGS COUNTY SUPREME COURT BUILDING ACCESSIBILITY RENOVATIONS

360 Adams Street
Brooklyn NY 11201

Conditions

ALL IDEAS, DESIGNS, ARRANGEMENTS AND PLANS INDICATED OR REPRESENTED BY THIS DRAWING ARE OWNED BY, AND THE PROPERTY OF RONNETTE RILEY ARCHITECT AND WERE CREATED, EVOLVED AND DEVELOPED FOR THE USE ON, AND IN CONNECTION WITH THE SPECIFIED PROJECT.
NONE OF SUCH IDEAS, DESIGNS, ARRANGEMENTS OR PLANS SHALL BE USED BY OR DISCLOSED TO ANY PERSON, FIRM OR CORPORATION FOR ANY PURPOSE WHATSOEVER WITHOUT THE WRITTEN PERMISSION OF RONNETTE RILEY ARCHITECT.

© Copyright Ronnette Riley *Architect* 2021

Ronnette Riley *Architect*

494 Eighth Avenue, 15th Floor
New York, NY 10001
T 212 594 4015
F 212 594 2868
www.ronnetteriley.com

MEP Engineer:

Loring Consulting Engineers, Inc.
360 West 31st Street, 14th Floor
New York, NY 10001-2727
T 212-563 7400
www.loringengineers.com
New York City . Washington, DC . Princeton . Durham . Toronto

Structural Engineer:

Silman
32 Old Slip, 10th Floor
New York, NY 10005
T 212-620 7970
www.Silman.com

Rev	Date	Issue
	11 JUN 2021	Issue for SD Review
	22 OCT 2021	DD Review
	23 NOV 2021	DD Submission
	4 MAR 2022	Issue for Final DD
	6 DEC 2022	CD Review
	23 MAR 2023	CD FINAL

Title

5TH FL TOILET ELEVATIONS

Date	06-11-2021
Project No.	4107
Drawing By	KGS
CHK By	BL
Scale	3/8" = 1'-0"

DOB Rev

A607 .00

DOB SCAN

F:\2021 jobs\4107 dcas 360 adams sd-cd\05 drawings\RRA Set\4107Elev.dwg 03/30/23 - 2:05pm mstadmori

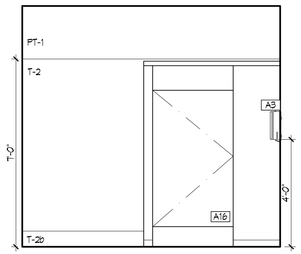

12 MEN'S 645 - SOUTH 1
3/8"=1'-0"

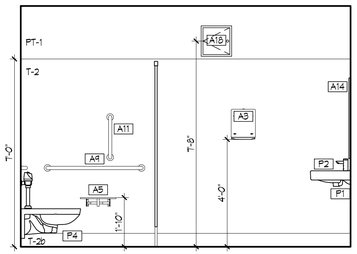

11 MEN'S 645 - WEST
3/8"=1'-0"

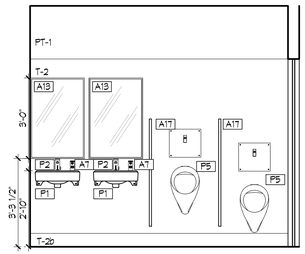

10 MEN'S 645 - NORTH
3/8"=1'-0"

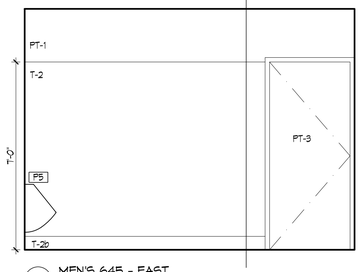

9 MEN'S 645 - EAST
3/8"=1'-0"

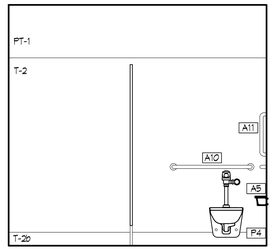

13 MEN'S 645 - SOUTH 2
3/8"=1'-0"

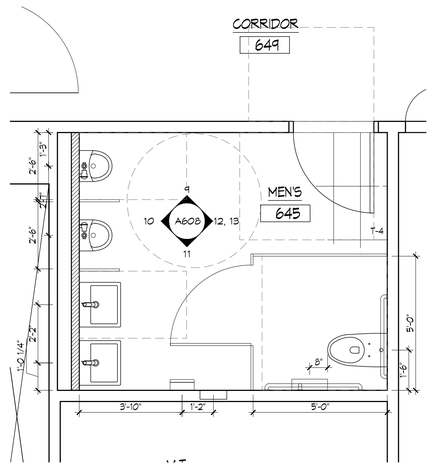

8 MEN'S 645 PLAN
3/8"=1'-0"
N

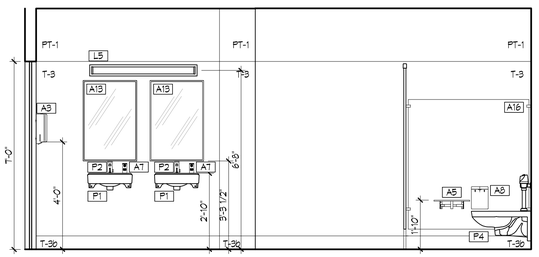

7 WOMEN'S 653 - SOUTH
3/8"=1'-0"

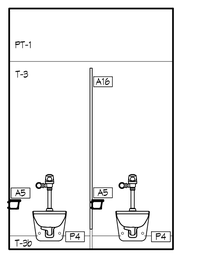

6 WOMEN'S 653 - WEST 2
3/8"=1'-0"

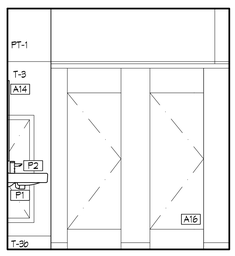

5 WOMEN'S 653 - WEST 1
3/8"=1'-0"

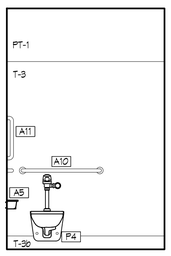

4 WOMEN'S 653 - NORTH 2
3/8"=1'-0"

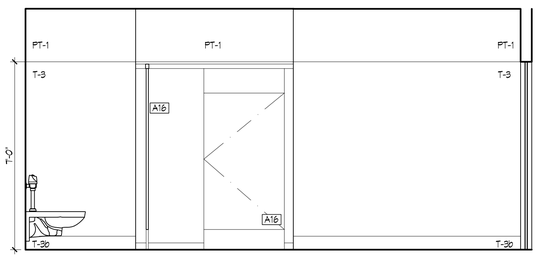

3 WOMEN'S 653 - NORTH 1
3/8"=1'-0"

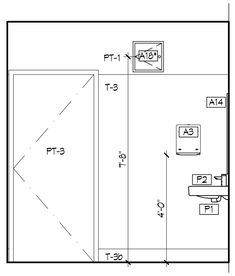

2 WOMEN'S 653 - EAST
3/8"=1'-0"

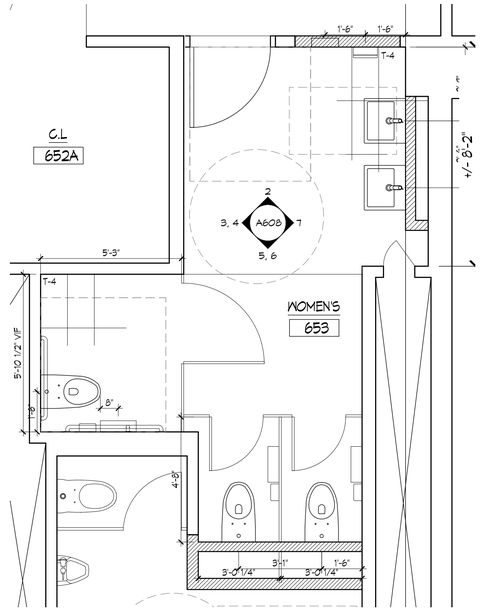

1 WOMEN'S 653 PLAN
3/8"=1'-0"
N

KINGS COUNTY SUPREME COURT BUILDING ACCESSIBILITY RENOVATIONS

360 Adams Street
Brooklyn NY 11201

Conditions

ALL IDEAS, DESIGNS, ARRANGEMENTS AND PLANS INDICATED OR REPRESENTED BY THIS DRAWING ARE OWNED BY, AND THE PROPERTY OF RONNETTE RILEY ARCHITECT AND WERE CREATED, EVOLVED AND DEVELOPED FOR THE USE ON, AND IN CONNECTION WITH THE SPECIFIED PROJECT.
NONE OF SUCH IDEAS, DESIGNS, ARRANGEMENTS OR PLANS SHALL BE USED BY OR DISCLOSED TO ANY PERSON, FIRM OR CORPORATION FOR ANY PURPOSE WHATSOEVER WITHOUT THE WRITTEN PERMISSION OF RONNETTE RILEY ARCHITECT.

© Copyright Ronnette Riley *Architect* 2021

Ronnette Riley *Architect*

494 Eighth Avenue, 15th Floor
New York, NY 10001
T 212 594 4015
F 212 594 2868
www.ronnetteriley.com

MEP Engineer:

Loring Consulting Engineers, Inc.
360 West 31st Street, 14th Floor
New York, NY 10001-2727
T 212-563 7400
www.loringengineers.com
New York City . Washington, DC . Princeton . Durham . Toronto

Structural Engineer:

Silman
32 Old Slip, 10th Floor
New York, NY 10005
T 212-620 7970
www.Silman.com

Rev	Date	Issue
	11 JUN 2021	Issue for SD Review
	22 OCT 2021	DD Review
	23 NOV 2021	DD Submission
	4 MAR 2022	Issue for Final DD
	6 DEC 2022	CD Review
	23 MAR 2023	CD FINAL

Title
6TH FL TOILET ELEVATIONS

Date	06-11-2021
Project No.	4107
Drawing By	KGS
CHK By	BL
Scale	3/8" = 1'-0"

DOB Rev

A608 .00

DOB SCAN

F:\2021 jobs\4107 docs 360 adams sd-cd\05 drawings\ARA Set\4107Elev.dwg 03/30/23 - 2:05pm msadamori

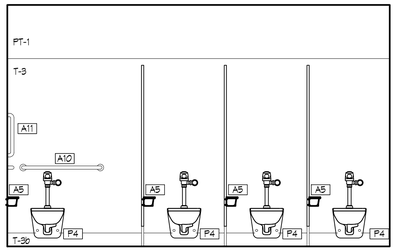

12 WOMEN'S 745A - SOUTH 2
3/8"=1'-0"

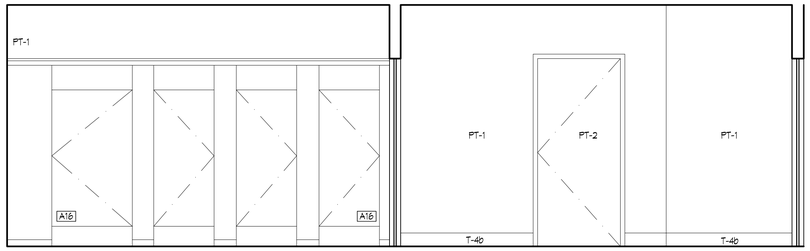

11 WOMEN'S 745A - SOUTH 1
3/8"=1'-0"

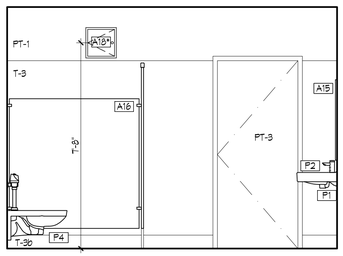

10 WOMEN'S 745A - WEST
3/8"=1'-0"

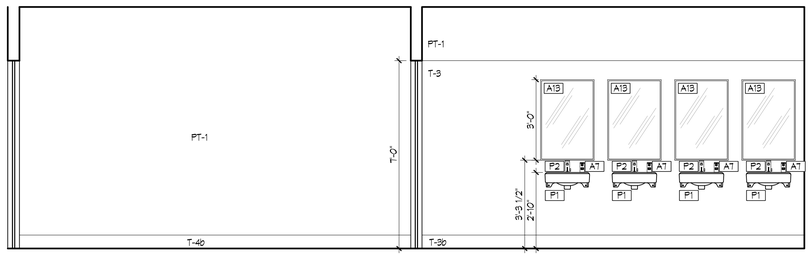

9 WOMEN'S 745A - NORTH
3/8"=1'-0"

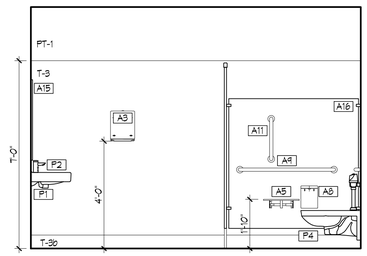

8 WOMEN'S 745A - EAST
3/8"=1'-0"

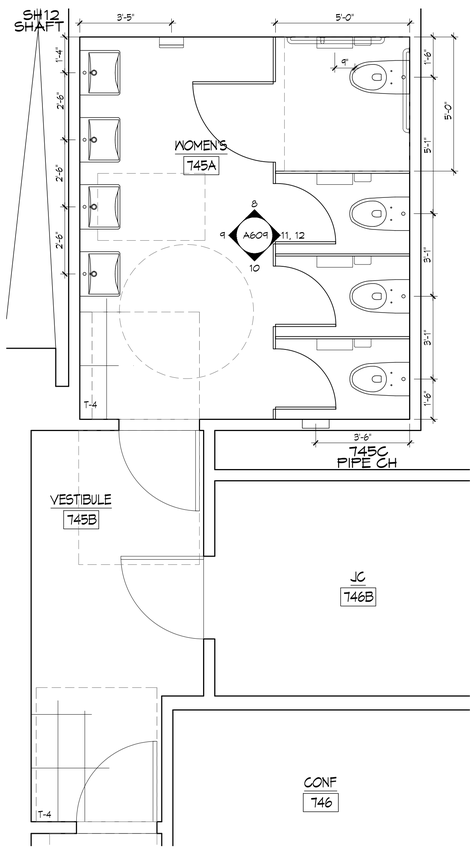

7 WOMEN'S 745A PLAN
3/8"=1'-0"

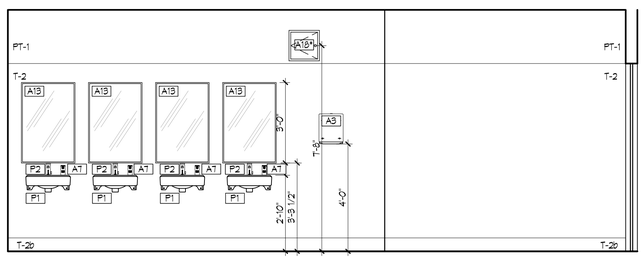

6 MEN'S 754 - SOUTH
3/8"=1'-0"

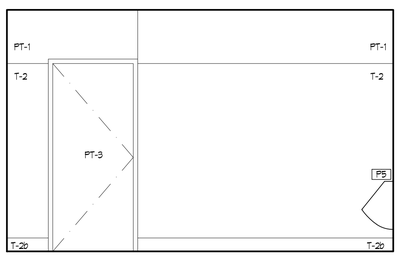

5 MEN'S 754 - WEST
3/8"=1'-0"

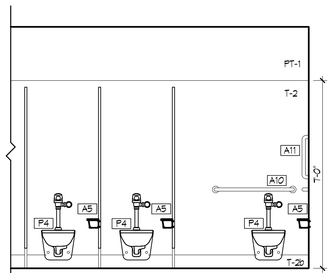

4 MEN'S 754 - NORTH 2
3/8"=1'-0"

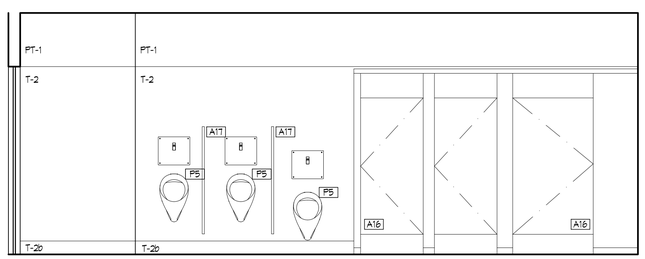

3 MEN'S 754 - NORTH 1
3/8"=1'-0"

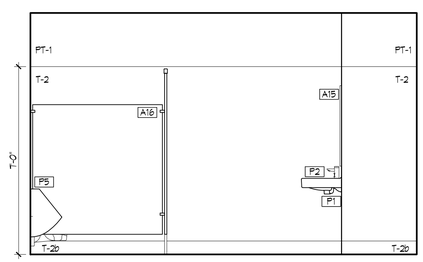

2 MEN'S 754 - EAST
3/8"=1'-0"

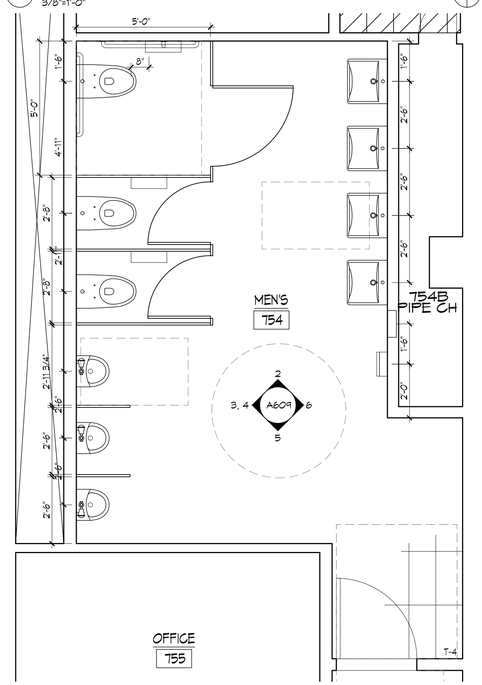

1 MEN'S 754 PLAN
3/8"=1'-0"

KINGS COUNTY SUPREME COURT BUILDING ACCESSIBILITY RENOVATIONS

360 Adams Street
Brooklyn NY 11201

Conditions

ALL IDEAS, DESIGNS, ARRANGEMENTS AND PLANS INDICATED OR REPRESENTED BY THIS DRAWING ARE OWNED BY, AND THE PROPERTY OF RONNETTE RILEY ARCHITECT AND WERE CREATED, EVOLVED AND DEVELOPED FOR THE USE ON, AND IN CONNECTION WITH THE SPECIFIED PROJECT.
NONE OF SUCH IDEAS, DESIGNS, ARRANGEMENTS OR PLANS SHALL BE USED BY OR DISCLOSED TO ANY PERSON, FIRM OR CORPORATION FOR ANY PURPOSE WHATSOEVER WITHOUT THE WRITTEN PERMISSION OF RONNETTE RILEY ARCHITECT.

© Copyright Ronnette Riley *Architect* 2021

Ronnette Riley *Architect*

494 Eighth Avenue, 15th Floor
New York, NY 10001
T 212 594 4015
F 212 594 2868
www.ronnetteriley.com

MEP Engineer:

Loring Consulting Engineers, Inc.
360 West 31st Street, 14th Floor
New York, NY 10001-2727
T 212-563 7400
www.loringengineers.com
New York City . Washington, DC . Princeton . Durham . Toronto

Structural Engineer:

Silman
32 Old Slip, 10th Floor
New York, NY 10005
T 212-620 7970
www.Silman.com

Rev	Date	Issue
	11 JUN 2021	Issue for SD Review
	22 OCT 2021	DD Review
	23 NOV 2021	DD Submission
	4 MAR 2022	Issue for Final DD
	6 DEC 2022	CD Review
	23 MAR 2023	CD FINAL

Title
7TH FL TOILET ELEVATIONS

Date	06-11-2021
Project No.	4107
Drawing By	KGS
CHK By	BL
Scale	3/8" = 1'-0"

DOB Rev

A609 .00

DOB SCAN

F:\2021 jobs\4107 dcas 360 adams sd-cd\05 drawi\rgs\RRA 5x7-4107Elev.dwg 03/30/23 - 2:05pm mladamori

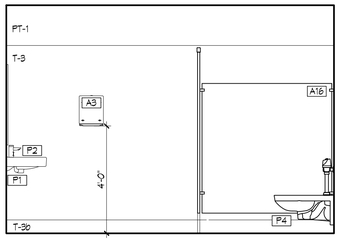

10 WOMEN'S 845 - WEST
3/8"=1'-0"

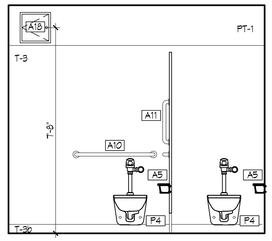

9 WOMEN'S 845 - NORTH 2
3/8"=1'-0"

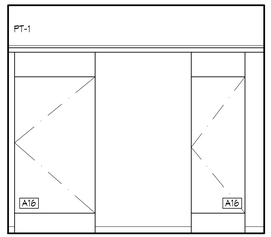

8 WOMEN'S 845 - NORTH 1
3/8"=1'-0"

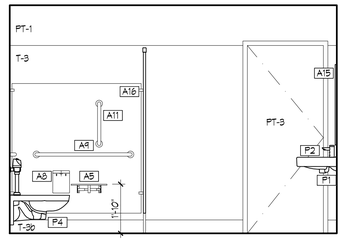

7 WOMEN'S 845 - EAST
3/8"=1'-0"

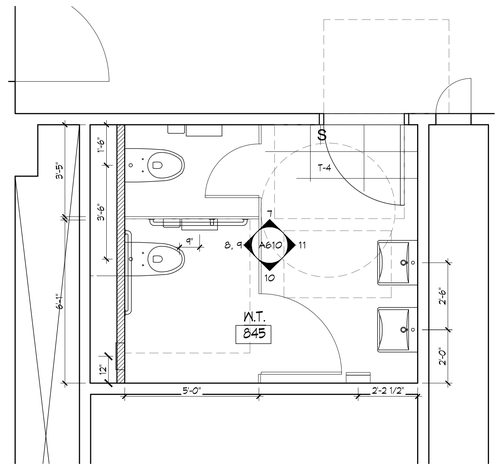

6 WOMEN'S 845 PLAN
3/8"=1'-0"
N

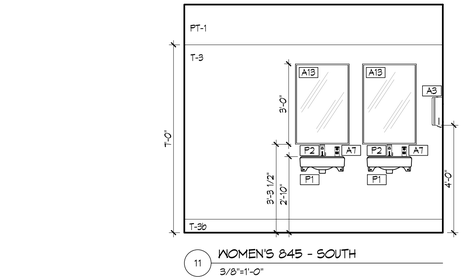

11 WOMEN'S 845 - SOUTH
3/8"=1'-0"

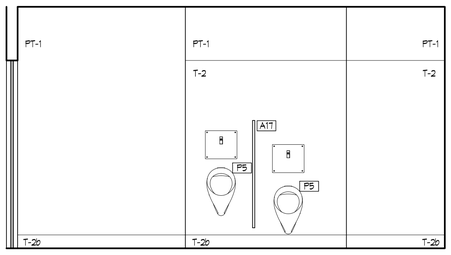

5 MEN'S 853 - SOUTH
3/8"=1'-0"

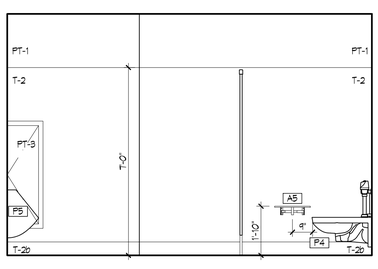

4 MEN'S 853 - WEST
3/8"=1'-0"

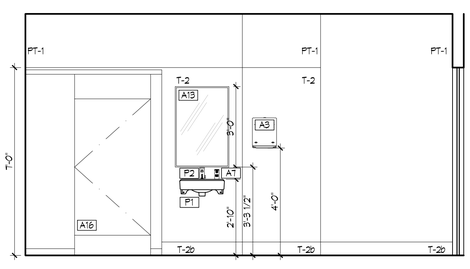

3 MEN'S 853 - NORTH
3/8"=1'-0"

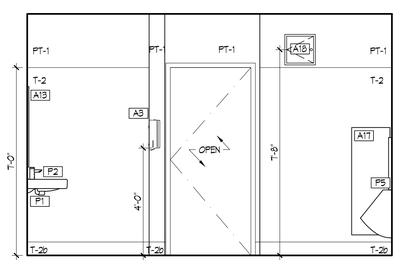

2 MEN'S 853 - EAST
3/8"=1'-0"

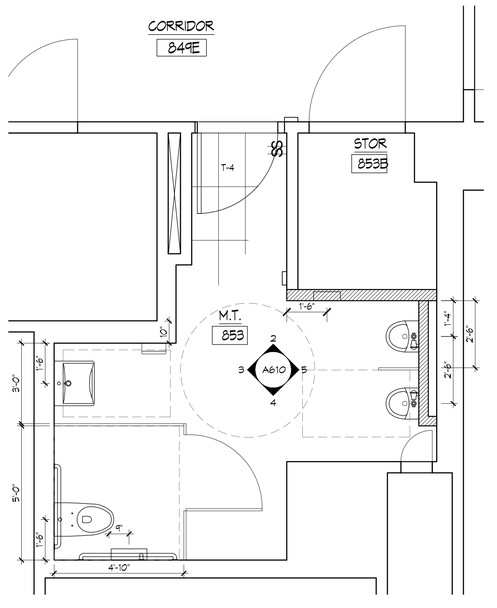

1 MEN'S 853 PLAN
3/8"=1'-0"
N

KINGS COUNTY SUPREME COURT BUILDING ACCESSIBILITY RENOVATIONS

360 Adams Street
Brooklyn NY 11201

Conditions

ALL IDEAS, DESIGNS, ARRANGEMENTS AND PLANS INDICATED OR REPRESENTED BY THIS DRAWING ARE OWNED BY, AND THE PROPERTY OF RONNETTE RILEY ARCHITECT AND WERE CREATED, EVOLVED AND DEVELOPED FOR THE USE ON, AND IN CONNECTION WITH THE SPECIFIED PROJECT.
NONE OF SUCH IDEAS, DESIGNS, ARRANGEMENTS OR PLANS SHALL BE USED BY OR DISCLOSED TO ANY PERSON, FIRM OR CORPORATION FOR ANY PURPOSE WHATSOEVER WITHOUT THE WRITTEN PERMISSION OF RONNETTE RILEY ARCHITECT.

© Copyright Ronnette Riley *Architect* 2021

Ronnette Riley *Architect*

494 Eighth Avenue, 15th Floor
New York, NY 10001
T 212 594 4015
F 212 594 2868
www.ronnetteriley.com

MEP Engineer:

Loring Consulting Engineers, Inc.
360 West 31st Street, 14th Floor
New York, NY 10001-2727
T 212-563 7400
www.loringengineers.com
New York City . Washington, DC . Princeton . Durham . Toronto

Structural Engineer:

Silman
32 Old Slip, 10th Floor
New York, NY 10005
T 212-620 7970
www.Silman.com

Rev	Date	Issue
	11 JUN 2021	Issue for SD Review
	22 OCT 2021	DD Review
	23 NOV 2021	DD Submission
	4 MAR 2022	Issue for Final DD
	6 DEC 2022	CD Review
	23 MAR 2023	CD FINAL

Title

8TH FL TOILET ELEVATIONS

Date	06-11-2021
Project No.	4107
Drawing By	KGS
CHK By	BL
Scale	3/8" = 1'-0"

DOB Rev

A610 .00

DOB SCAN

F:\2021_jobs\4107 dcas 360 adams st\cd-cd\05 drawings\RRA Set\4107Elev.dwg 03/30/23 - 2:05pm msadamori

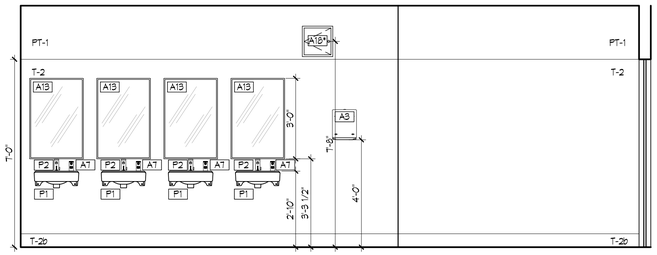

12 MEN'S 954 - SOUTH
3/8"=1'-0"

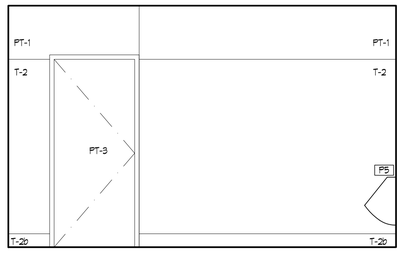

11 MEN'S 954 - WEST
3/8"=1'-0"

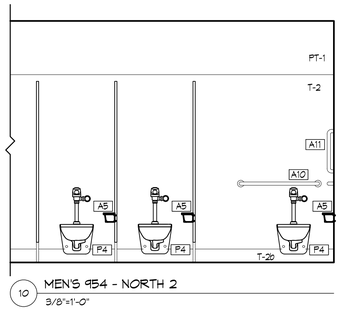

10 MEN'S 954 - NORTH 2
3/8"=1'-0"

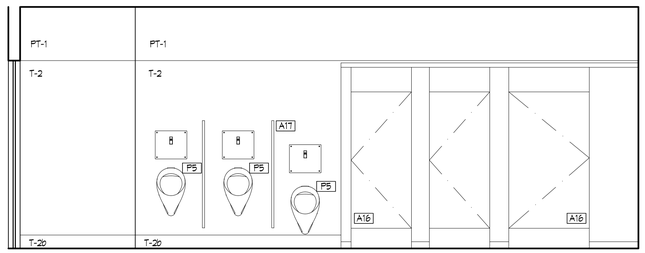

9 MEN'S 954 - NORTH 1
3/8"=1'-0"

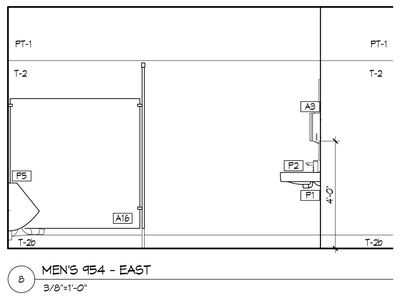

8 MEN'S 954 - EAST
3/8"=1'-0"

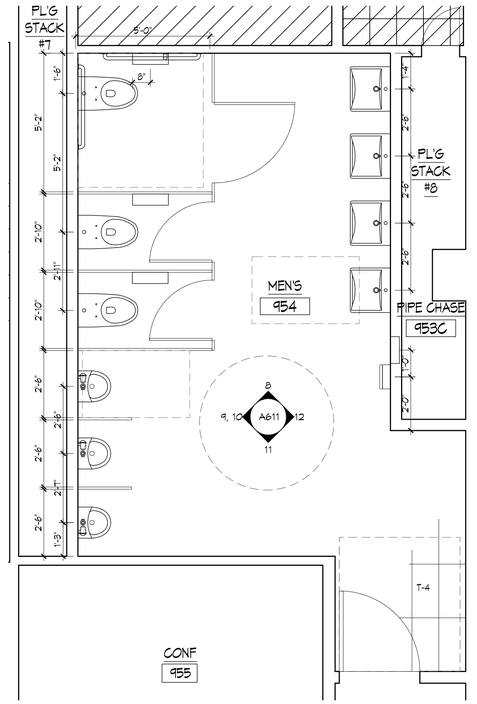

7 MEN'S 954 PLAN
3/8"=1'-0"

N

6 WOMEN'S 954A - WEST
3/8"=1'-0"



5 WOMEN'S 954A - WEST
3/8"=1'-0"

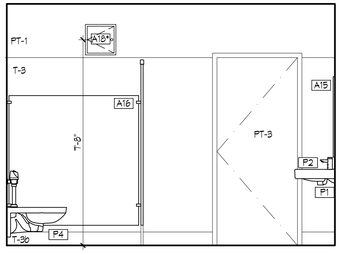

4 WOMEN'S 954A - SOUTH
3/8"=1'-0"

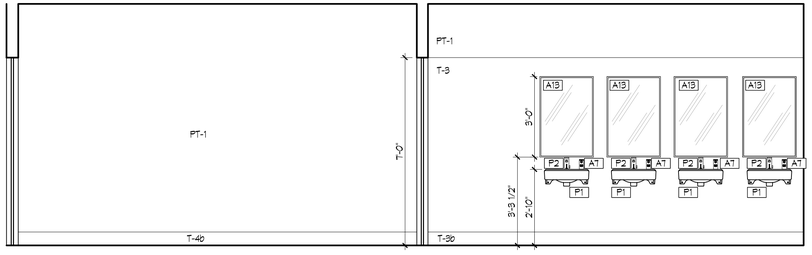

3 WOMEN'S 954A - NORTH
3/8"=1'-0"

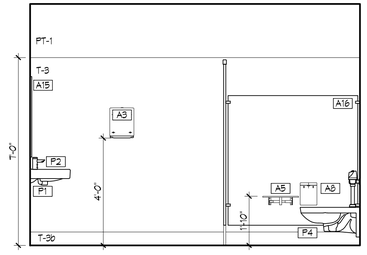

2 WOMEN'S 954A - EAST
3/8"=1'-0"

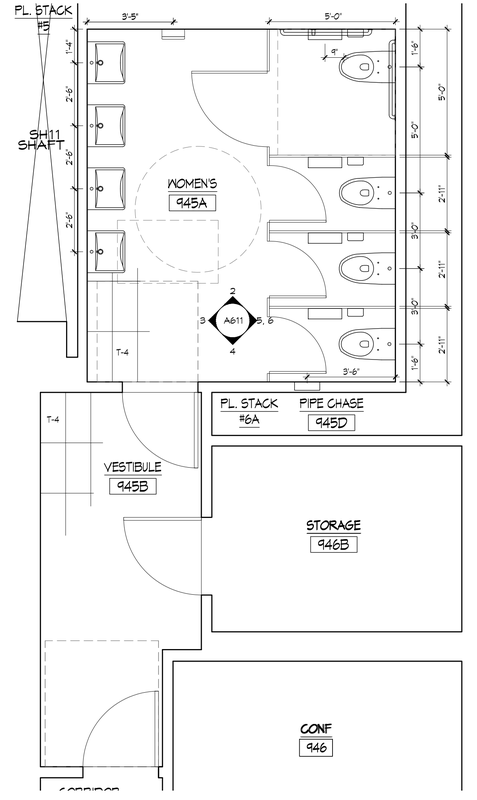

1 WOMEN'S 954A PLAN
3/8"=1'-0"

N

KINGS COUNTY SUPREME COURT BUILDING ACCESSIBILITY RENOVATIONS

360 Adams Street
Brooklyn NY 11201

Conditions

ALL IDEAS, DESIGNS, ARRANGEMENTS AND PLANS INDICATED OR REPRESENTED BY THIS DRAWING ARE OWNED BY, AND THE PROPERTY OF RONNETTE RILEY ARCHITECT AND WERE CREATED, EVOLVED AND DEVELOPED FOR THE USE ON, AND IN CONNECTION WITH THE SPECIFIED PROJECT.
NONE OF SUCH IDEAS, DESIGNS, ARRANGEMENTS OR PLANS SHALL BE USED BY OR DISCLOSED TO ANY PERSON, FIRM OR CORPORATION FOR ANY PURPOSE WHATSOEVER WITHOUT THE WRITTEN PERMISSION OF RONNETTE RILEY ARCHITECT.

© Copyright Ronnette Riley *Architect* 2021

Ronnette Riley *Architect*

494 Eighth Avenue, 15th Floor
New York, NY 10001
T 212 594 4015
F 212 594 2868
www.ronnetteriley.com

MEP Engineer:

Loring Consulting Engineers, Inc.
360 West 31st Street, 14th Floor
New York, NY 10001-2727
T 212-563 7400
www.loringengineers.com
New York City . Washington, DC . Princeton . Durham . Toronto

Structural Engineer:

Silman
32 Old Slip, 10th Floor
New York, NY 10005
T 212-620 7970
www.Silman.com

Rev	Date	Issue
	11 JUN 2021	Issue for SD Review
	22 OCT 2021	DD Review
	23 NOV 2021	DD Submission
	4 MAR 2022	Issue for Final DD
	6 DEC 2022	CD Review
	23 MAR 2023	CD FINAL

Title
9TH FL TOILET ELEVATIONS

Date	06-11-2021
Project No.	4107
Drawing By	KGS
CHK By	BL
Scale	3/8" = 1'-0"

DOB Rev

A611 .00

DOB SCAN

F:\2021\ [jobs\4107 dob 360 adams st\cad\05 drawings\RRA Set\4107 Elev.dwg, 03/30/23 - 2:26pm, masdamori

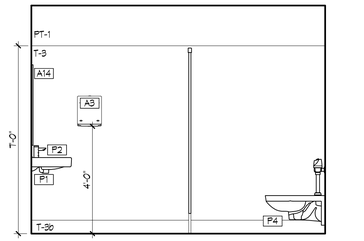

11 WOMEN'S 1045 - WEST
3/8"=1'-0"

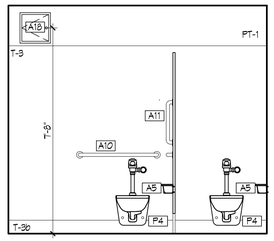

10 WOMEN'S 1045 - NORTH 2
3/8"=1'-0"

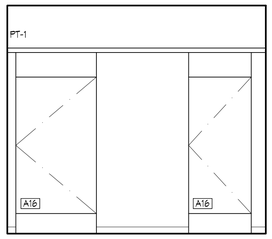

9 WOMEN'S 1045 - NORTH 1
3/8"=1'-0"

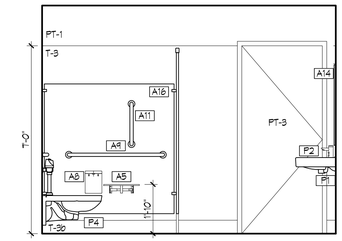

8 WOMEN'S 1045 - EAST
3/8"=1'-0"

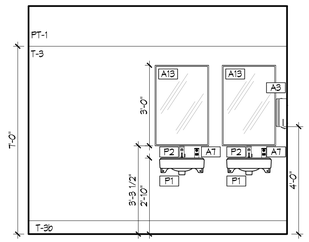

12 WOMEN'S 1045 - SOUTH
3/8"=1'-0"

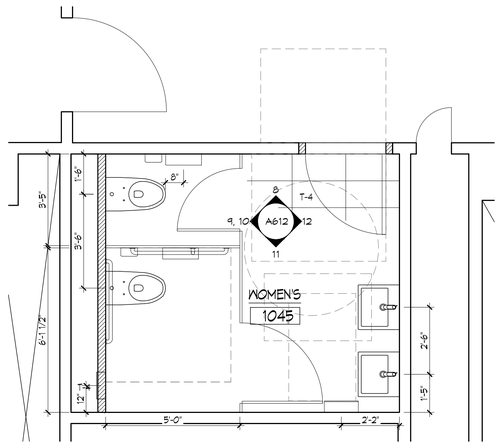

7 WOMEN'S 1045 PLAN
3/8"=1'-0"

N

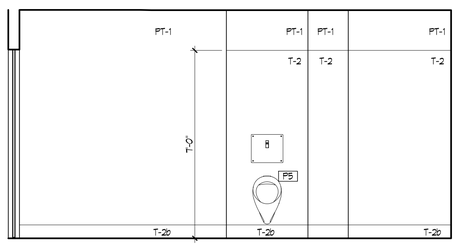

6 MEN'S 1053 - SOUTH
3/8"=1'-0"

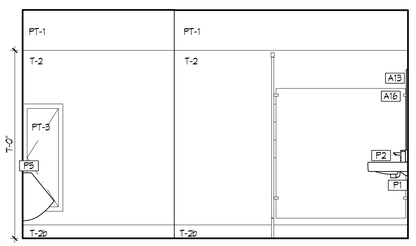

5 MEN'S 1053 - WEST
3/8"=1'-0"

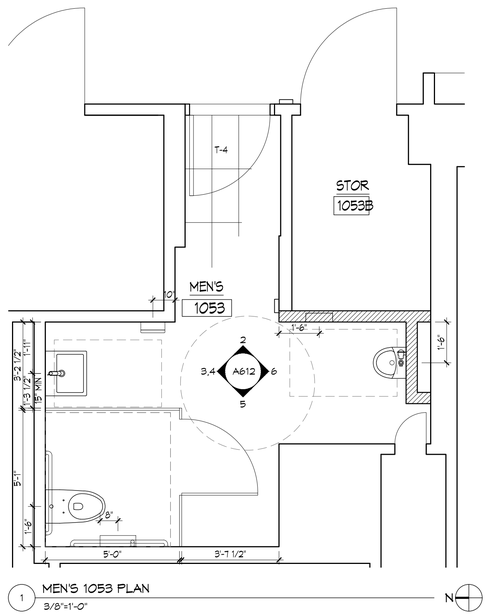

1 MEN'S 1053 PLAN
3/8"=1'-0"

N

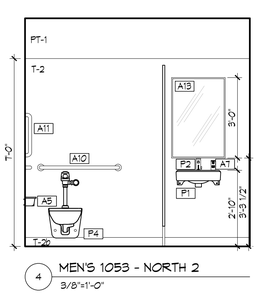

4 MEN'S 1053 - NORTH 2
3/8"=1'-0"

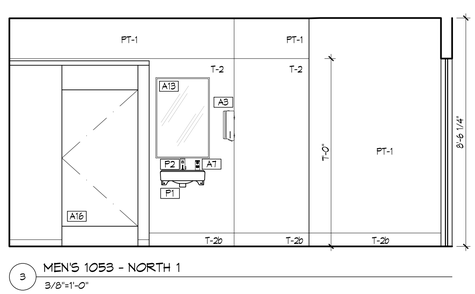

3 MEN'S 1053 - NORTH 1
3/8"=1'-0"

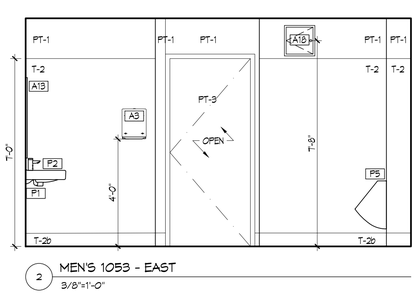

2 MEN'S 1053 - EAST
3/8"=1'-0"

N

Ronnette Riley *Architect*

494 Eighth Avenue, 15th Floor
New York, NY 10001
T 212 594 4015
F 212 594 2868
www.ronnetteriley.com

MEP Engineer:

Loring Consulting Engineers, Inc.
360 West 31st Street, 14th Floor
New York, NY 10001-2727
T 212-563 7400
www.loringengineers.com
New York City . Washington, DC . Princeton . Durham . Toronto

Structural Engineer:

Silman
32 Old Slip, 10th Floor
New York, NY 10005
T 212-620 7970
www.Silman.com

KINGS COUNTY SUPREME COURT BUILDING ACCESSIBILITY RENOVATIONS

360 Adams Street
Brooklyn NY 11201

Conditions

ALL IDEAS, DESIGNS, ARRANGEMENTS AND PLANS INDICATED OR REPRESENTED BY THIS DRAWING ARE OWNED BY, AND THE PROPERTY OF RONNETTE RILEY ARCHITECT AND WERE CREATED, EVOLVED AND DEVELOPED FOR THE USE ON, AND IN CONNECTION WITH THE SPECIFIED PROJECT.
NONE OF SUCH IDEAS, DESIGNS, ARRANGEMENTS OR PLANS SHALL BE USED BY OR DISCLOSED TO ANY PERSON, FIRM OR CORPORATION FOR ANY PURPOSE WHATSOEVER WITHOUT THE WRITTEN PERMISSION OF RONNETTE RILEY ARCHITECT.

© Copyright Ronnette Riley *Architect* 2021

Rev	Date	Issue
	11 JUN 2021	Issue for SD Review
	22 OCT 2021	DD Review
	23 NOV 2021	DD Submission
	4 MAR 2022	Issue for Final DD
	6 DEC 2022	CD Review
	23 MAR 2023	CD FINAL

Title

10TH FL TOILET ELEVATIONS

Date	06-11-2021
Project No.	4107
Drawing By	KGS
CHK By	BL
Scale	3/8" = 1'-0"
	DOB Rev

A612 .00

DOB SCAN

F:\2021 jobs\4107 dcas 360 adams sd-cd\05 draw\rgs\RRA Set-4107Rev.dwg 03/30/23 - 2:04pm msadamcri

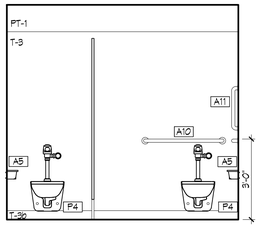

10 WOMEN'S 1168 - NORTH 2
3/8"=1'-0"

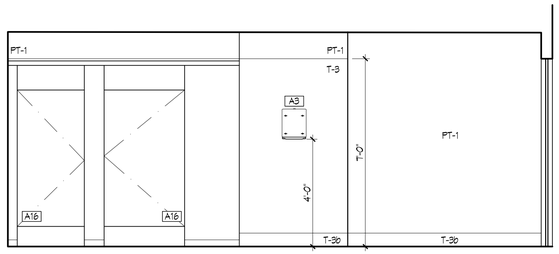

9 WOMEN'S 1168 - NORTH 1
3/8"=1'-0"

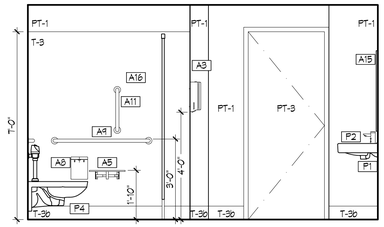

8 WOMEN'S 1168 - EAST
3/8"=1'-0"

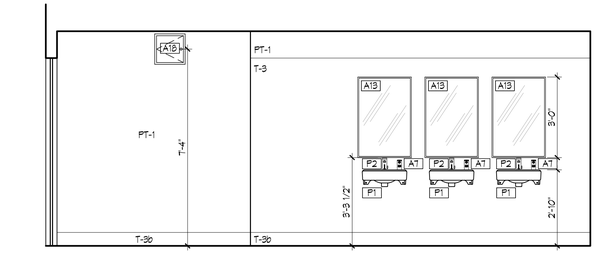

12 WOMEN'S 1168 - SOUTH
3/8"=1'-0"

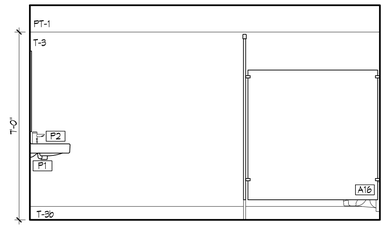

11 WOMEN'S 1168 - WEST
3/8"=1'-0"

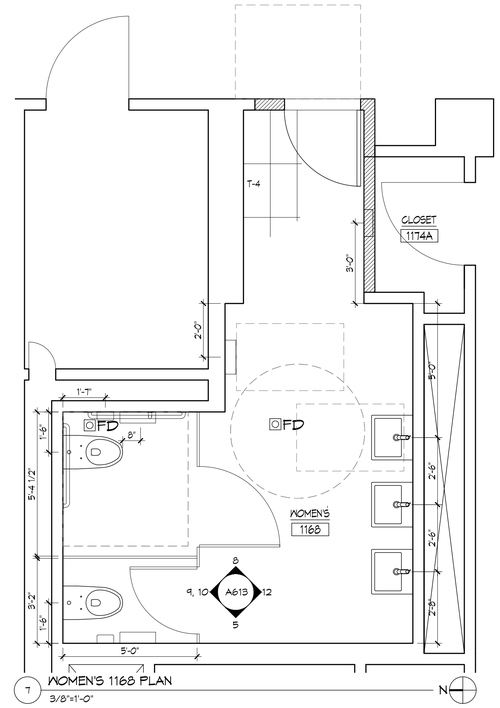

7 WOMEN'S 1168 PLAN
3/8"=1'-0"

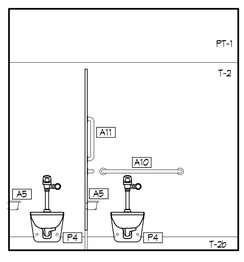

6 MEN'S 1128 - SOUTH 2
3/8"=1'-0"

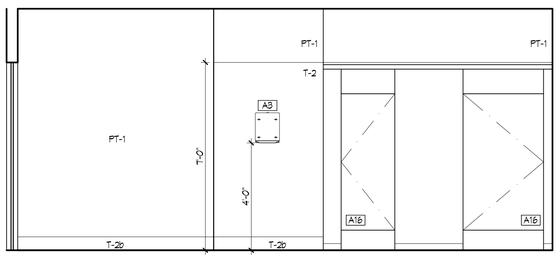

5 MEN'S 1128 - SOUTH 1
3/8"=1'-0"

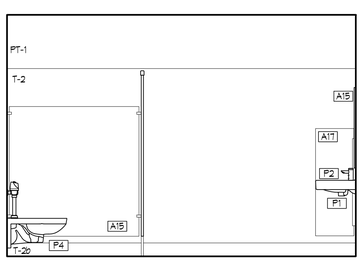

4 MEN'S 1128 - WEST
3/8"=1'-0"

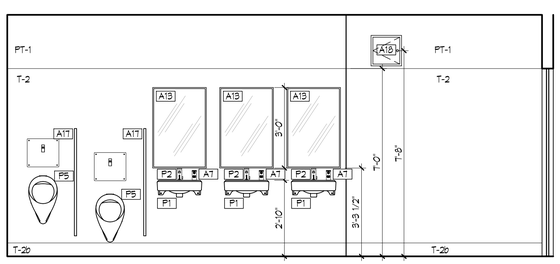

3 MEN'S 1128 - NORTH
3/8"=1'-0"

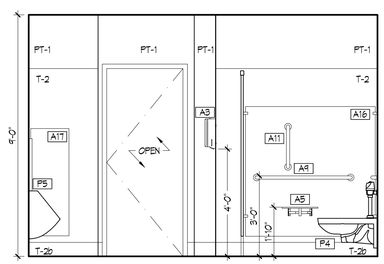

2 MEN'S 1128 - EAST
3/8"=1'-0"

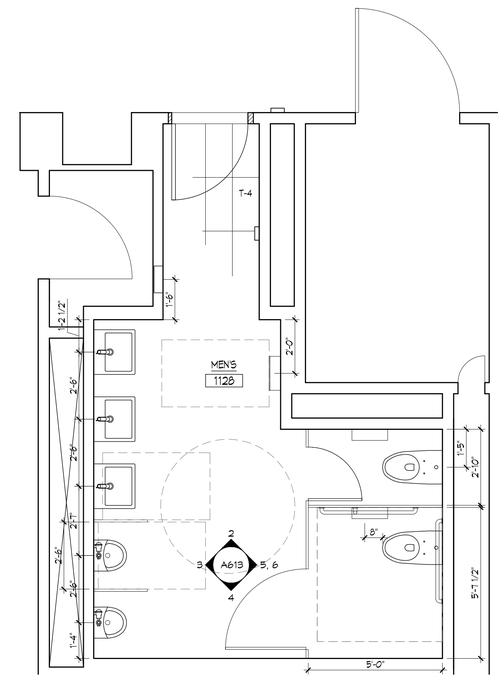

1 MEN'S 1128 PLAN
3/8"=1'-0"

KINGS COUNTY SUPREME COURT BUILDING ACCESSIBILITY RENOVATIONS

360 Adams Street
Brooklyn NY 11201

Conditions

ALL IDEAS, DESIGNS, ARRANGEMENTS AND PLANS INDICATED OR REPRESENTED BY THIS DRAWING ARE OWNED BY, AND THE PROPERTY OF RONNETTE RILEY ARCHITECT AND WERE CREATED, EVOLVED AND DEVELOPED FOR THE USE ON, AND IN CONNECTION WITH THE SPECIFIED PROJECT.
NONE OF SUCH IDEAS, DESIGNS, ARRANGEMENTS OR PLANS SHALL BE USED BY OR DISCLOSED TO ANY PERSON, FIRM OR CORPORATION FOR ANY PURPOSE WHATSOEVER WITHOUT THE WRITTEN PERMISSION OF RONNETTE RILEY ARCHITECT.

© Copyright Ronnette Riley *Architect* 2021

Ronnette Riley *Architect*

494 Eighth Avenue, 15th Floor
New York, NY 10001
T 212 594 4015
F 212 594 2868
www.ronnetteriley.com

MEP Engineer:

Loring Consulting Engineers, Inc.
360 West 31st Street, 14th Floor
New York, NY 10001-2727
T 212-563 7400
www.loringengineers.com
New York City . Washington, DC . Princeton . Durham . Toronto

Structural Engineer:

Silman
32 Old Slip, 10th Floor
New York, NY 10005
T 212-620 7970
www.Silman.com

Rev	Date	Issue
	11 JUN 2021	Issue for SD Review
	22 OCT 2021	DD Review
	23 NOV 2021	DD Submission
	4 MAR 2022	Issue for Final DD
	6 DEC 2022	CD Review
	23 MAR 2023	CD FINAL

Title
11TH FL TOILET ELEVATIONS

Date	06-11-2021
Project No.	4107
Drawing By	SJ / KGS
CHK By	BL
Scale	3/8" = 1'-0"

DOB Rev

A613 .00

DOB SCAN

F:\2021_jobs\4101 dob 360 adams sd-cd\05 drawings\KRA Set\4101Elev.dwg 03/30/23 - 2:06pm msadamori

DOOR NO.	ROOM NAME	ROOM NUMBER	FLOOR	DOOR						FRAME				SADDLE		HARDWARE		REMARKS
				SIZE	RATING	TYPE	THK	MAT	FIN	MAT	FIN	TYPE	DWG	TYPE	DWG	SET	FIN	
1ST FLOOR																		
103A	ELEV LOBBY	103A	1	6' X 7'	45 MIN	B	1-3/4"	HM	PTD	MTL	HM	F2	3/A-701	S2	11/A-701	AD-L4OS		1
103B (E)	VEST	103B	1	3'-1" X 7'		D(E)	1-3/4"	SS/GL	PTD	MTL	SS	F1 (E)	(E)	(E)		EX4.0		5,7
103C (E)	VEST	103C	1	3'-1" X 7'		D(E)	1-3/4"	SS/GL	PTD	MTL	SS	F1 (E)	(E)	(E)		EX1.1		5
103D (E)	VEST	103C	1	3'-1" X 6'-11"		D(E)	1-3/4"	SS/GL	PTD	MTL	SS	F1 (E)	(E)	(E)		EX76.1		5
109	RECORDS	109	1	6' X 7'	45 MIN	G	1-3/4"	HM	PTD	MTL	HM	F2	4/A-701	S2	11/A-701	AD-S4		1
122A	GUARDIANSHIP/ CENSUS	122A	1	6' X 7'	45 MIN	H	1-3/4"	HM	PTD	MTL	HM	F2	4/A-701	S2	11/A-701	AD-C4S		1,8
122B (E)	HELP CENTER	122B	1	3'-1" X 6'-11 1/4"	45 MIN	A (E)	1-3/4"	HM	PTD	MTL	HM	F1 (E)	(E)	(E)		EX12.0		3
122C	HELP CENTER	122D	1	6' X 7'	45 MIN	H	1-3/4"	HM	PTD	MTL	HM	F2	3/A-701	S2	11/A-701	AD-C4S		1
122D (E)	OFFICE	122C	1	3' X 7'		A (E)	1-3/4"	HM	PTD	MTL	HM	F1 (E)	(E)	(E)		EX13.0		3
144A (E)	OFFICE	144	1	3'-1" X 7'	45 MIN	C(E)	1-3/4"	HM	PTD	MTL	HM	F1 (E)	(E)	(E)		EX9.0		3
144B (E)	OFFICE	144	1	3'-1" X 7'	45 MIN	C(E)	1-3/4"	HM	PTD	MTL	HM	F1 (E)	(E)	(E)		EX9.0		3
144D	OFFICE	144	1	3' X 7'		C	1-3/4"	HM	PTD	MTL	HM	F1	3/A-701	S1	10/A-701	AD-C24		2
145	OFFICE	145	1	3' X 7'	45 MIN	C	1-3/4"	HM	PTD	MTL	HM	F1	`	S2	11/A-701	AD-O2		2
145A	WOMEN'S TOILET	145A	1	3' X 7'		K	1-3/4"	HM	PTD	MTL	HM	F1	3/A-701	S3	12/A-701	AD-PPD2		2
145B	MEN'S TOILET	145B	1	3' X 7'		K	1-3/4"	HM	PTD	MTL	HM	F1	3/A-701	S3	12/A-701	AD-PPD2		2
145C	HALLWAY	145C	1	3' X 7'	45 MIN	K	1-3/4"	HM	PTD	MTL	HM	F1	3/A-701	S2	11/A-701	AD-L24		2
156	WAITING RM	156A	1	6' X 7'	45 MIN	G	1-3/4"	HM	PTD	MTL	HM	F2	4/A-701	S2	11/A-701	AD-BBPCRS		1
156A	WAITING RM	156A	1	6' X 7'	45 MIN	G	1-3/4"	HM	PTD	MTL	HM	F2	4/A-701	S2	11/A-701	AD-BBPCRS		1
188A	CORRIDOR	188	1	6' X 7'	45 MIN	B	1-3/4"	HM	PTD	MTL	HM	F2	3/A-701	S1	10/A-701	AD-BBPCRS		1
190	OFFICE	190A	1	3' X 7'		A	1-3/4"	HM	PTD	MTL	HM	F1	5/A-701	S1	10/A-701	AD-O1		2
190A	OFFICE	190A	1	3' X 7'		A	1-3/4"	HM	PTD	MTL	HM	F1	5/A-701	S1	10/A-701	AD-O1		2
195A	ELEV LOBBY	195A	1	3'-1" X 6'-11"	45 MIN	B	1-3/4"	HM	PTD	MTL	HM	F2	3/A-701	S2	11/A-701	AD-BBLRS		1
195B (E)	VEST	195B	1	3'-1" X 6'-11"		D (E)	1-3/4"	SS/GL	PTD	MTL	SS	F1 (E)	(E)	(E)		EX76.0		5
195E (E)	VEST	195B	1	3'-1" X 7'		D (E)	1-3/4"	SS/GL	PTD	MTL	SS	F1 (E)	(E)	(E)		EX76.0		5
195C (E)	VEST	195C	1	3'-1" X 7'		D (E)	1-3/4"	SS/GL	PTD	MTL	SS	F1 (E)	(E)	(E)		EX4.0		5,7
2ND FLOOR																		
209 (E)	PROB	209	2	3'-1 1/2" X 7'	45 MIN	A (E)	1-3/4"	HM	PTD	MTL	HM	F1 (E)	(E)	(E)		EX62.0		3
210	WAITING	210	2	6' X 7'	45 MIN	H	1-3/4"	HM	PTD	MTL	HM	F2	4/A-701	S2	11/A-701	AD-C44		1
212 (E)	OFFICE	212	2	3'-1" X 7'	45 MIN	C (E)	1-3/4"	HM	PTD	MTL	HM	F1 (E)	(E)	(E)		EX52.0		3
213(E)	OFFICE	213	2	3'-1" X 7'	45 MIN	C (E)	1-3/4"	HM	PTD	MTL	HM	F1 (E)	(E)	(E)		EX52.0		3
221(E)	OFFICE	221	2	3'-1" X 7'	45 MIN	C (E)	1-3/4"	HM	PTD	MTL	HM	F1 (E)	(E)	(E)		EX52.0		3
222(E)	OFFICE	222	2	3'-1" X 7'	45 MIN	C (E)	1-3/4"	HM	PTD	MTL	HM	F1 (E)	(E)	(E)		EX53.0		3
224	COURT RM	224	2	6' X 6'-11"		B	1-3/4"	WD	PTD	MTL	HM	F2	6/A-701	S1	10/A-701	AD-BBPCS		1,8,9
224A	COURT RM	224	2	6' X 6'-11"		B	1-3/4"	WD	PTD	MTL	HM	F2	6/A-701	S1	10/A-701	AD-BBPCS		1,8,9
224B (E)	COURT RM	224	2	3' X 6'-11"		A (E)	1-3/4"	WD	PTD	MTL	HM	F1 (E)	(E)	(E)		EX25.0		3
224C (E)	COURT RM	224	2	3' X 6'-11"		A (E)	1-3/4"	WD	PTD	MTL	HM	F1 (E)	(E)	(E)		EX59.0		3
224D (E)	VEST	224	2	3' X 6'-11"		A (E)	1-3/4"	WD	PTD	MTL	HM	F1 (E)	(E)	(E)		EX59.0		3
229	VEST	229	2	6' X 7'	45 MIN	B	1-3/4"	HM	PTD	MTL	HM	F2	4/A-701	S2	11/A-701	AD-BBPCRS		1
231(E)	OFFICE	231	2	3'-1" X 7'	45 MIN	C (E)	1-3/4"	HM	PTD	MTL	HM	F1 (E)	(E)	(E)		EX62.0		3,7
240(E)	WOMEN'S TOILET	240	2	3' X 6'-11"	45 MIN	A (E)	1-3/4"	HM	PTD	MTL	HM	F1 (E)	(E)	(E)		EX77.0		3
240C(E)	MEN'S TOILET	240C	2	3' X 6'-11"	45 MIN	A (E)	1-3/4"	HM	PTD	MTL	HM	F1 (E)	(E)	(E)		EX78.0		3
245A	MEN'S TOILET	245	2	3' X 7'		A	1-3/4"	HM	PTD	MTL	HM	F1	3/A-701	S3	12/A-701	EX47.0		2
246	WOMEN'S TOILET	246	2	3' X 7'		A	1-3/4"	HM	PTD	MTL	HM	F1	3/A-701	S3	12/A-701	EX48.0		2
247A(E)	LOBBY	247	2	5'-11"X6'-9 1/2"		F (E)	1-3/4"	SS/GL	PTD	MTL	HM	F2 (E)	(E)	(E)		EX4.0		6,7
247B(E)	VEST	247C	2	5'-11"X6'-9 1/2"		F (E)	1-3/4"	SS/GL	PTD	MTL	HM	F2 (E)	(E)	(E)		EX3.0		6
247C(E)	VEST	247C	2	5'-11"X6'-9 1/2"		F (E)	1-3/4"	SS/GL	PTD	MTL	HM	F2 (E)	(E)	(E)		EX3.0		6
247D(E)	LOBBY	247	2	5'-11"X6'-9 1/2"		F (E)	1-3/4"	SS/GL	PTD	MTL	HM	F2 (E)	(E)	(E)		EX74.0		6
247E(E)	LOBBY	247	2	5'-11"X6'-9 1/2"		F (E)	1-3/4"	SS/GL	PTD	MTL	HM	F2 (E)	(E)	(E)		EX74.0		6
247F(E)	LOBBY	247	2	5'-11"X6'-9 1/2"		F (E)	1-3/4"	SS/GL	PTD	MTL	HM	F2 (E)	(E)	(E)		EX4.0		6,7
253 (E)	MEN'S TOILET	253	2	3' X 7'		K(E)	1-3/4"	HM	PTD	MTL	HM	F1 (E)	(E)	(E)		EX62.0		3,7
254	WOMEN'S TOILET	254	2	3' X 7'		K	1-3/4"	HM	PTD	MTL	HM	F1	8/A-701	S2	11/A-701	AD-PPD2		2
261	JURY IMPG RM	261	2	6' X 7'		B	1-3/4"	WD	PTD	MTL	HM	F2	4/A-701	S2	11/A-701	AD-BBPCS		1,9
261A	JURY IMPG RM	261	2	6' X 7'		B	1-3/4"	WD	PTD	MTL	HM	F2	4/A-701	S2	11/A-701	AD-BBPCS		1,9
3RD FLOOR																		
306	MEN'S TOILET	306	3	3' X 7'		K	1-3/4"	HM	PTD	MTL	HM	F1	9/A-401	S3	12/A-701	AD-PPD2		2
309(E)	JURY RM	309	3	3'-1" X 6'-11 1/2"		A (E)	1-3/4"	HM	PTD	MTL	HM	F1 (E)	(E)	(E)		EX44.0		3
309B	ALL GENDER	309B	3	3' X 7'		A	1-3/4"	HM	PTD	MTL	HM	F1	5/A-701	S3	12/A-701	AD-P1		2,10
319A	COURT RM	319	3	6' X 7'	45 MIN	B	1-3/4"	WD	PTD	MTL	HM	F2	6/A-701	S2	11/A-701	AD-BBPCRS		1
319B(E)	COURT RM	319	3	3'-1" X6'-11 1/4"	45 MIN	A (E)	1-3/4"	WD/HM	PTD	MTL	HM	F1 (E)	(E)	(E)		EX51.0		3
329A(E)	COURT RM	329	3	3'-1" X 7'	45 MIN	A (E)	1-3/4"	WD	PTD	MTL	HM	F1 (E)	(E)	(E)		EX62.0		3,7
329B(E)	COURT RM	329	3	3'-1" X 7'	45 MIN	A (E)	1-3/4"	WD	PTD	MTL	HM	F1 (E)	(E)	(E)		EX62.0		3,7
329C(E)	COURT RM	329	3	3'-1" X6'-11 1/4"	45 MIN	A (E)	1-3/4"	WD	PTD	MTL	HM	F1 (E)	(E)	(E)		EX10.0		3
329D(E)	COURT RM	329	3	3'-1" X6'-11 1/4"	45 MIN	A (E)	1-3/4"	WD	PTD	MTL	HM	F1 (E)	(E)	(E)		EX25.0		3
356A(E)	COURT RM	356	3	3' X 7'	45 MIN	A (E)	1-3/4"	HM	PTD	MTL	HM	F1 (E)	(E)	(E)		EX67.0		3
356B(E)	COURT RM	356	3	3' X 7'	45 MIN	A (E)	1-3/4"	HM	PTD	MTL	HM	F1 (E)	(E)	(E)		EX66.0		3
357A(E)	COURT RM	357	3	3' X 7'	45 MIN	A (E)	1-3/4"	HM	PTD	MTL	HM	F1 (E)	(E)	(E)		EX67.0		3
357B(E)	COURT RM	357	3	3' X 7'	45 MIN	A (E)	1-3/4"	HM	PTD	MTL	HM	F1 (E)	(E)	(E)		EX66.0		3
359A(E)	COURT RM	359	3	3' X 7'	45 MIN	A (E)	1-3/4"	HM	PTD	MTL	HM	F1 (E)	(E)	(E)		EX29.0		3
359B(E)	COURT RM	359	3	3' X 7'	45 MIN	A (E)	1-3/4"	HM	PTD	MTL	HM	F1 (E)	(E)	(E)		EX67.0		3
360A(E)	COURT RM	360	3	3' X 7'	45 MIN	A (E)	1-3/4"	HM	PTD	MTL	HM	F1 (E)	(E)	(E)		EX29.0		3
360B(E)	COURT RM	360	3	3' X 7'	45 MIN	A (E)	1-3/4"	HM	PTD	MTL	HM	F1 (E)	(E)	(E)		EX67.0		3
361A(E)	COURT RM	361	3	3' X 7'	45 MIN	A (E)	1-3/4"	HM	PTD	MTL	HM	F1 (E)	(E)	(E)		EX29.0		3
361B(E)	COURT RM	361	3	3' X 7'	45 MIN	A (E)	1-3/4"	HM	PTD	MTL	HM	F1 (E)	(E)	(E)		EX66.0		3
362A(E)	COURT RM	362	3	3' X 7'	45 MIN	A (E)	1-3/4"	HM	PTD	MTL	HM	F1 (E)	(E)	(E)		EX28.0		3
362B(E)	COURT RM	362	3	3' X 7'	45 MIN	A (E)	1-3/4"	HM	PTD	MTL	HM	F1 (E)	(E)	(E)		EX67.0		3
363A(E)	COURT RM	363	3	3' X 7'	45 MIN	A (E)	1-3/4"	HM	PTD	MTL	HM	F1 (E)	(E)	(E)		EX67.0		3
363B(E)	COURT RM	363	3	3' X 7'	45 MIN	A (E)	1-3/4"	HM	PTD	MTL	HM	F1 (E)	(E)	(E)		EX30.0		3
364A(E)	COURT RM	364	3	3' X 7'	45 MIN	A (E)	1-3/4"	HM	PTD	MTL	HM	F1 (E)	(E)	(E)		EX66.0		3
364B(E)	COURT RM	364	3	3' X 7'	45 MIN	A (E)	1-3/4"	HM	PTD	MTL	HM	F1 (E)	(E)	(E)		EX29.0		3
365A(E)	COURT RM	365	3	3' X 7'	45 MIN	A (E)	1-3/4"	HM	PTD	MTL	HM	F1 (E)	(E)	(E)		EX64.0		3
365B(E)	COURT RM	365	3	3' X 7'	45 MIN	A (E)	1-3/4"	HM	PTD	MTL	HM	F1 (E)	(E)	(E)		EX65.0		3
365C(E)	COURT RM	365	3	3' X 7'		A (E)	1-3/4"	HM	PTD	MTL	HM	F1 (E)	(E)	(E)		EX30.0		4
366(E)	COURT RM	366	3	3' X 7'	45 MIN	A (E)	1-3/4"	HM	PTD	MTL	HM	F1 (E)	(E)	(E)		EX62.0		3,7
366B(E)	COURT RM	366	3	3' X 7'		A (E)	1-3/4"	HM	PTD	MTL	HM	F1 (E)	(E)	(E)		EX30.0		3
371A(E)	VEST	371A	3	3' X 7'	45 MIN	A	1-3/4"	HM	PTD	MTL	HM	F1	5/A-701	S1	10/A-701	AD-C24		2
371B	ALL GENDER	371B	3	3' X 7'		A	1-3/4"	HM	PTD	MTL	HM	F1	5/A-701	S3	12/A-701	AD-P1S		2,10
372A	VEST	372A	3	3' X 7'	45 MIN	A	1-3/4"	HM	PTD	MTL	HM	F1	5/A-701	S1	10/A-701	AD-C24		2
372B	ALL GENDER	372B	3	3' X 7'		A	1-3/4"	HM	PTD	MTL	HM	F1	5/A-701	S3	12/A-701	AD-P1		2,10
373A	VEST	373A	3	3' X 7'	45 MIN	A	1-3/4"	HM	PTD	MTL	HM	F1	5/A-701	S1	10/A-701	AD-C24		2
373B	ALL GENDER	373B	3	3' X 7'		A	1-3/4"	HM	PTD	MTL	HM	F1	5/A-701	S3	12/A-701	AD-P1S		2,10
374A	VEST	374A	3	3' X 7'	45 MIN	A	1-3/4"	HM	PTD	MTL	HM	F1	5/A-701	S1	10/A-701	AD-C24		2
374B	ALL GENDER	374B	3	3' X 7'		A	1-3/4"	HM	PTD	MTL	HM	F1	5/A-701	S3	12/A-701	AD-P1		2,10
383A	VEST	383A	3	3' X 7'	45 MIN	A	1-3/4"	HM	PTD	MTL	HM	F1	5/A-701	S1	10/A-701	AD-C24		2
383B	ALL GENDER	383B	3	3' X 7'		A	1-3/4"	HM	PTD	MTL	HM	F1	5/A-701	S3	12/A-701	AD-P1S		2,10
384A	VEST	384A	3	3' X 7'	45 MIN	A	1-3/4"	HM	PTD	MTL	HM	F1	5/A-701	S1	10/A-701	AD-C24		2
384B	ALL GENDER	384B	3	3' X 7'		A	1-3/4"	HM	PTD	MTL	HM	F1	5/A-701	S3	12/A-701	AD-P1S		2,10
388	JURY ROOM	388	3	3' X 7'		A	1-3/4"	HM	PTD	MTL	HM	F1	5/A-702	S1	10/A-701	AD-C24		2
388A(E)	CORRIDOR	388A	3	3' X 7'	45 MIN	A (E)	1-3/4"	HM	PTD	MTL	HM	F1 (E)	(E)	(E)		AD-C24		2
388B	ALL GENDER	388B	3	3' X 7'		A	1-3/4"	HM	PTD	MTL	HM	F1	5/A-701	S3	12/A-701	AD-P1		2,10
390(E)	JURY RM	390	3	3' X 7'		A (E)	1-3/4"	HM	PTD	MTL	HM	F1 (E)	(E)	(E)		AD-C24		3
391A	VEST	391A	3	3' X 7'	45 MIN	A	1-3/4"	HM	PTD	MTL	HM	F1	5/A-701	S1	10/A-701	AD-C24		2
391B	ALL GENDER	391B	3	3' X 7'		A	1-3/4"	HM	PTD	MTL	HM	F1	5/A-701	S3	12/A-701	AD-P1		2,10
392A	VEST	392A	3	3' X 7'	45 MIN	A	1-3/4"	HM	PTD	MTL	HM	F1	5/A-701	S1	10/A-701	AD-C24		2
392B	ALL GENDER	392B	3	3' X 7'		A	1-3/4"	HM	PTD	MTL	HM	F1	5/A-701	S3	12/A-701	AD-P1		2,10
4TH FLOOR																		
417	JURY RM	417	4	3' X 7'	45 MIN	A	1-3/4"	HM	PTD	MTL	HM	F1	4/A-701	S2	11/A-701	AD-C24		2
417A	JURY RM	417A	4	3' X 7'	45 MIN	A	1-3/4"	HM	PTD	MTL	HM	F1	4/A-701	S2	11/A-701	AD-C24		2
417B	ALL GENDER	417B	4	3' X 7'		A	1-3/4"	HM	PTD	MTL	HM	F1	8/A-701	S3	12/A-701	AD-P1S		2,10
417C	ALL GENDER	417C	4	3' X 7'		A	1-3/4"	HM	PTD	MTL	HM	F1	8/A-701	S3	12/A-701	AD-P1S		2,10
419A(E)	COURT RM	419	4	3'-1 1/4" X 7'	45 MIN	C (E)	1-3/4"	WD/HM	PTD	MTL	HM	F1 (E)	(E)	(E)		EX60.0		3
419B(E)	COURT RM	419	4	3'-1" X 7'	45 MIN	C (E)	1-3/4"	WD/HM	PTD	MTL	HM	F1 (E)	(E)	(E)		EX62.0		3,7
419C(E)	COURT RM	419	4	3' X 7'	45 MIN	A (E)	1-3/4"	WD/HM	PTD	MTL	HM	F1 (E)	(E)	(E)		EX11.0		3
423(E)	COURT RM	423	4	3'-1" X 7'	45 MIN	C (E)	1-3/4"	WD/HM	PTD	MTL	HM	F1 (E)	(E)	(E)		EX49.0		3

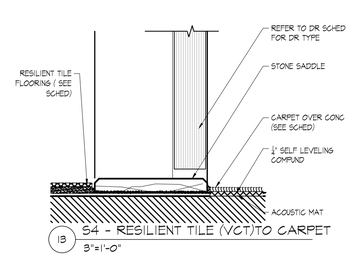

13 S4 - RESILIENT TILE (VCT)TO CARPET
3"=1'-0"

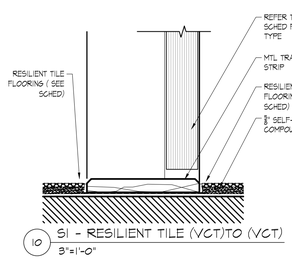

10 S1 - RESILIENT TILE (VCT)TO (VCT)
3"=1'-0"

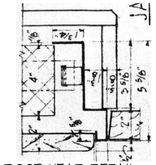

6 DOOR HEAD DETAIL
3"=1'-0"

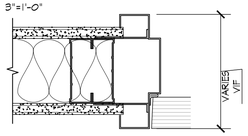

5 DOOR HEAD DETAIL
3"=1'-0"

12 S3 - RESILIENT TILE (VCT)TO TILE
3"=1'-0"

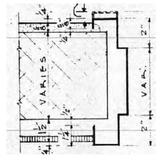

9 DOOR HEAD DETAIL
3"=1'-0"

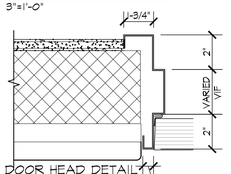

4 DOOR HEAD DETAIL
3"=1'-0"

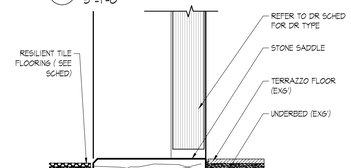

11 S2 - RESILIENT TILE (VCT)TO TERRAZZO
3"=1'-0"

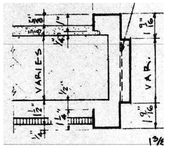

8 DOOR HEAD DETAIL
3"=1'-0"

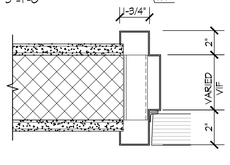

3 DOOR HEAD/JAMB DETAIL
3"=1'-0"

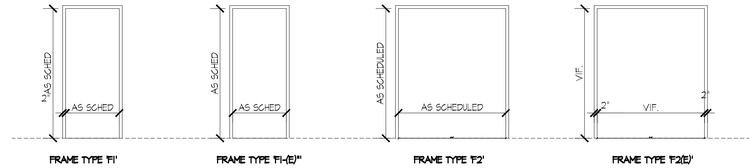

FRAME TYPE 'F1' FRAME TYPE 'F1-(E)" FRAME TYPE 'F2' FRAME TYPE 'F2(E)'

2 DOOR FRAME TYPES
1/4"=1'-0"

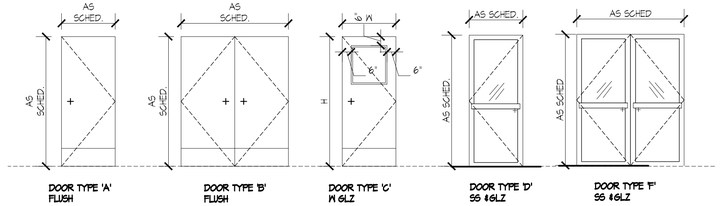

DOOR TYPE 'A' FLUSH | DOOR TYPE 'B' FLUSH | DOOR TYPE 'C' W GLZ | DOOR TYPE 'D' SS GLZ | DOOR TYPE 'F' SS GLZ

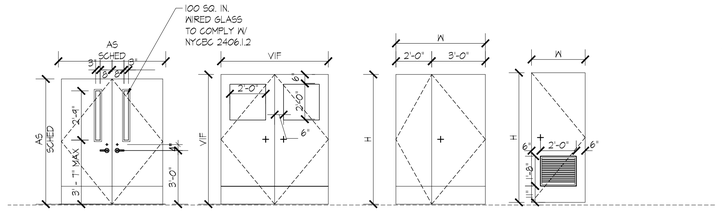

DOOR TYPE 'G' FLUSH W/ VISION PNL | DOOR TYPE 'H' FLUSH W/ VISION PNL | DOOR TYPE 'J' | DOOR TYPE 'K' FLUSH W LOUVRE

1 DOOR TYPES
1/4"=1'-0"

DOOR LEGEND

1 DENOTES NEW DOUBLE DOOR
2 DENOTES NEW SINGLE DOOR
3 DENOTES REFURNISHED SINGLE DOOR
4 DENOTES REFURNISHED DOUBLE DOOR
5 DENOTES REFURNISHED GLAZED SINGLE DOOR
6 DENOTES REFURNISHED GLAZED DOUBLE DOOR
7 DENOTES AUTOMATIC DOOR OPENER
8 DENOTES INACTIVE DOOR LEAF
9 PUSH BAR PANIC DEVICE
10 DENOTES NEW DOOR WITH ¾" UNDERCUT
11 EXTERIOR TRANSITION FROM TERRAZZO FL TO PAVERS

KINGS COUNTY SUPREME COURT BUILDING ACCESSIBILITY RENOVATIONS

360 Adams Street
Brooklyn NY 11201

Conditions

ALL IDEAS, DESIGNS, ARRANGEMENTS AND PLANS INDICATED OR REPRESENTED BY THIS DRAWING ARE OWNED BY, AND THE PROPERTY OF RONNETTE RILEY ARCHITECT AND WERE CREATED, EVOLVED AND DEVELOPED FOR THE USE ON, AND IN CONNECTION WITH THE SPECIFIED PROJECT.
NONE OF SUCH IDEAS, DESIGNS, ARRANGEMENTS OR PLANS SHALL BE USED BY OR DISCLOSED TO ANY PERSON, FIRM OR CORPORATION FOR ANY PURPOSE WHATSOEVER WITHOUT THE WRITTEN PERMISSION OF RONNETTE RILEY ARCHITECT.

© Copyright Ronnette Riley *Architect* 2021

Ronnette Riley *Architect*

494 Eighth Avenue, 15th Floor
New York, NY 10001
T 212 594 4015
F 212 594 2868
www.ronnetteriley.com

MEP Engineer:

Loring Consulting Engineers, Inc.
360 West 31st Street, 14th Floor
New York, NY 10001-2727
T 212-563 7400
www.loringengineers.com
New York City .Washington, DC . Princeton . Durham . Toronto

Structural Engineer:

Silman
32 Old Slip, 10th Floor
New York, NY 10005
T 212-620 7970
www.Silman.com

Rev	Date	Issue
	11 JUN 2021	Issue for SD Review
	22 OCT 2021	DD Review
	23 NOV 2021	DD Submission
	4 MAR 2022	Issue for Final DD
	6 DEC 2022	CD Review
	23 MAR 2023	CD FINAL

Title

DOOR SCHEDULES

Date	06-11-2021
Project No.	4107
Drawing By	
CHK By	
Scale	AS NOTED

DOB Rev
A701 .00
_ of __

DOB SCAN

DOOR NO.	ROOM NAME	ROOM NUMBER	FLOOR	DOOR SIZE	DOOR RATING	DOOR TYPE	DOOR THK	DOOR MAT	DOOR FIN	FRAME MAT	FRAME FIN	FRAME TYPE	FRAME DWG	SADDLE TYPE	SADDLE DWG	HARDWARE SET	HARDWARE FIN	REMARKS
423A (E)	COURT RM	423	4	3' X 6'-11 1/2"	45 MIN	C	1-3/4"	WD/HM	PTD	MTL	HM	F1	(E)	(E)		EX44.0		3
424A (E)	COURT RM	424	4	3'-1" X 7'	45 MIN	C (E)	1-3/4"	WD/HM	PTD	MTL	HM	F1 (E)	(E)	(E)		EX24.0		3
424B (E)	COURT RM	424	4	3'-1" X 7'	45 MIN	C (E)	1-3/4"	WD/HM	PTD	MTL	HM	F1 (E)	(E)	(E)		EX62.0		3,7
424C(E)	COURT RM	424	4	3'-1" X 7'	45 MIN	A (E)	1-3/4"	WD/HM	PTD	MTL	HM	F1 (E)	(E)	(E)		EX9.0		3
427	JURY RM	427	4	3' X 7'	45 MIN	A	1-3/4"	HM	PTD	MTL	HM	F1	4/A-701	S2	11/A-701	AD-C24		2
427A	JURY RM	427A	4	3' X 7'	45 MIN	A	1-3/4"	HM	PTD	MTL	HM	F1	4/A-701	S2	11/A-701	AD-C24		2
427B	ALL GENDER	427B	4	3' X 7'		A	1-3/4"	HM	PTD	MTL	HM	F1	8/A-701	S3	12/A-701	AD-P1S		2,10
427C	ALL GENDER	427C	4	3' X 7'		A	1-3/4"	HM	PTD	MTL	HM	F1	8/A-701	S3	12/A-701	AD-P1S		2,10
435	JURY RM	435	4	3' X 7'	45 MIN	A	1-3/4"	HM	PTD	MTL	HM	F1	4/A-701	S2	11/A-701	AD-C24		2
435B	ALL GENDER	435B	4	3' X 7'		A	1-3/4"	HM	PTD	MTL	HM	F1	8/A-701	S3	12/A-701	AD-P1S		2
438A (E)	COURT RM	438	4	3'-1" X 7'	45 MIN	A (E)	1-3/4"	WD	PTD	MTL	HM	F1 (E)	(E)	(E)		EX25.0		2,10
438B(E)	COURT RM	438	4	3'-1" X 7'	45 MIN	A (E)	1-3/4"	WD	PTD	MTL	HM	F1 (E)	(E)	(E)		EX62.0		3,7
438C(E)	COURT RM	438	4	3'-3" X 7'	45 MIN	A (E)	1-3/4"	WD/HM	PTD	MTL	HM	F1 (E)	(E)	(E)		EX9.0		3
438D(E)	COURT RM	438	4	3'-3" X 7'	45 MIN	A (E)	1-3/4"	WD/HM	PTD	MTL	HM	F1 (E)	(E)	(E)		EX9.0		3
441A(E)	COURT RM	441	4	3'-1" X 7'	45 MIN	A (E)	1-3/4"	WD	PTD	MTL	HM	F1 (E)	(E)	(E)		EX62.0		3,7
441B(E)	COURT RM	441	4	3'-1" X 7'	45 MIN	A (E)	1-3/4"	WD	PTD	MTL	HM	F1 (E)	(E)	(E)		EX62.0		3,7
441C(E)	COURT RM	441	4	3'-3" X 7'	45 MIN	A (E)	1-3/4"	WD/HM	PTD	MTL	HM	F1 (E)	(E)	(E)		EX31.0		3
441D(E)	COURT RM	441	4	3'-3" X 7'	45 MIN	A (E)	1-3/4"	WD/HM	PTD	MTL	HM	F1 (E)	(E)	(E)		EX56.0		3
445B	MEN'S TOILET	445B	4	3' X 7'		K	1-3/4"	HM	PTD	MTL	HM	F1	8/A-701	S3	12/A-701	AD-PPD2		2
446A(E)	CORRIDOR	446A	4	3'-1" X 7'	45 MIN	A (E)	1-3/4"	HM	PTD	MTL	HM	F1 (E)	(E)	(E)		EX68.0		3
454	WOMEN'S TOILET	454	4	3' X 7'	45 MIN	K	1-3/4"	HM	PTD	MTL	HM	F1	8/A-701	S3	12/A-701	AD-PPD2		2
454A(E)	CORRIDOR	454A	4	3'-1" X 7'	45 MIN	A (E)	1-3/4"	HM	PTD	MTL	HM	F1 (E)	(E)	(E)		EX75.0		3
456A(E)	COURT RM	456	4	3'-1" X 7'	45 MIN	A (E)	1-3/4"	WD	PTD	MTL	HM	F1 (E)	(E)	(E)		EX62.0		3,7
456B(E)	COURT RM	456	4	3'-1" X 7'	45 MIN	A (E)	1-3/4"	WD	PTD	MTL	HM	F1 (E)	(E)	(E)		EX62.0		3,7
456C(E)	COURT RM	456	4	3'-3" X 7'	45 MIN	A (E)	1-3/4"	WD/HM	PTD	MTL	HM	F1 (E)	(E)	(E)		EX44.0		3
456D(E)	COURT RM	456	4	3'-3" X 7'	45 MIN	A (E)	1-3/4"	WD/HM	PTD	MTL	HM	F1 (E)	(E)	(E)		EX47.0		3
461A(E)	COURT RM	461	4	3'-1" X 7'	45 MIN	A (E)	1-3/4"	WD	PTD	MTL	HM	F1 (E)	(E)	(E)		EX62.0		3,7
461B(E)	COURT RM	461	4	3'-1" X 7'	45 MIN	A (E)	1-3/4"	WD	PTD	MTL	HM	F1 (E)	(E)	(E)		EX62.0		3,7
461C(E)	COURT RM	461	4	3'-3" X 7'	45 MIN	A (E)	1-3/4"	WD/HM	PTD	MTL	HM	F1 (E)	(E)	(E)		EX33.0		3
461D(E)	COURT RM	461	4	3'-3" X 7'	45 MIN	A (E)	1-3/4"	WD/HM	PTD	MTL	HM	F1 (E)	(E)	(E)		EX41.0		3
469A(E)	COURT RM	469	4	3'-1" X 7'	45 MIN	A (E)	1-3/4"	WD	PTD	MTL	HM	F1 (E)	(E)	(E)		EX62.0		3,7
469B(E)	COURT RM	469	4	3'-1" X 7'	45 MIN	A (E)	1-3/4"	WD	PTD	MTL	HM	F1 (E)	(E)	(E)		EX62.0		3,7
469C(E)	COURT RM	469	4	3'-3" X 7'	45 MIN	A (E)	1-3/4"	WD/HM	PTD	MTL	HM	F1 (E)	(E)	(E)		EX33.0		3
469D(E)	COURT RM	469	4	3'-3" X 7'	45 MIN	A (E)	1-3/4"	WD/HM	PTD	MTL	HM	F1 (E)	(E)	(E)		EX56.0		3
479A(E)	COURT RM	479	4	3' X 7'		A (E)	1-3/4"	HM	PTD	MTL	HM	F1 (E)	(E)	(E)		EX8.0		3
479B(E)	COURT RM	479	4	3' X 7'		A (E)	1-3/4"	HM	PTD	MTL	HM	F1 (E)	(E)	(E)		EX7.0		3
5TH FLOOR																		
524A	COURT RM	524	5	3' X 7', 2' X 7'	45 MIN	J	1-3/4"	WD/HM	PTD	MTL	HM	F2	8/A-701	S2	11/A-701	AD-BBCMRP		1
524B(E)	COURT RM	524	5	3' X 7'	45 MIN	A (E)	1-3/4"	WD/HM	PTD	MTL	HM	F1 (E)	(E)	(E)		EX9.0		3
525A	COURT RM	525	5	3' X 7', 2' X 7'	45 MIN	J	1-3/4"	WD	PTD	MTL	HM	F2	8/A-701	S2	11/A-701	AD-BBCMRP		1,8
525B(E)	COURT RM	525	5	3' X 7'	45 MIN	A (E)	1-3/4"	WD/HM	PTD	MTL	HM	F1 (E)	(E)	(E)		EX40.0		3
525C(E)	COURT RM	525	5	3' X 7'	45 MIN	A (E)	1-3/4"	WD/HM	PTD	MTL	HM	F1 (E)	(E)	(E)		EX60.0		3
536A(E)	JURY RM	536	5	3'-1" X 7'	45 MIN	A (E)	1-3/4"	HM	PTD	MTL	HM	F1 (E)	(E)	(E)		EX16.0		3
536B	ALL GENDER	536B	5	3' X 7'		A	1-3/4"	HM	PTD	MTL	HM	F1	8/A-701	S3	12/A-701	AD-P1		2,10
538A(E)	COURT RM	538	5	3'-3 1/2" X 7'	45 MIN	A (E)	1-3/4"	WD	PTD	MTL	HM	F1 (E)	(E)	(E)		EX62.0		3,7
538B(E)	COURT RM	538	5	3'-1" X 7'	45 MIN	A (E)	1-3/4"	WD	PTD	MTL	HM	F1 (E)	(E)	(E)		EX62.0		3,7
538C(E)	COURT RM	538	5	3'-3" X 7'	45 MIN	A (E)	1-3/4"	WD/HM	PTD	MTL	HM	F1 (E)	(E)	(E)		EX9.0		3
538D(E)	COURT RM	538	5	3'-3" X 7'	45 MIN	A (E)	1-3/4"	WD/HM	PTD	MTL	HM	F1 (E)	(E)	(E)		EX9.0		3
541A(E)	COURT RM	541	5	3'-1" X 7'	45 MIN	A (E)	1-3/4"	WD	PTD	MTL	HM	F1 (E)	(E)	(E)		EX62.0		3,7
541B(E)	COURT RM	541	5	3'-3 1/2" X 7'	45 MIN	A (E)	1-3/4"	WD	PTD	MTL	HM	F1 (E)	(E)	(E)		EX62.0		3,7
541C(E)	COURT RM	541	5	3'-3" X 7'	45 MIN	A (E)	1-3/4"	WD/HM	PTD	MTL	HM	F1 (E)	(E)	(E)		EX33.0		3
541D(E)	COURT RM	541	5	3'-3" X 7'	45 MIN	A (E)	1-3/4"	WD/HM	PTD	MTL	HM	F1 (E)	(E)	(E)		EX60.0		3
543A(E)	JURY RM	543	5	3'-1" X 7'	45 MIN	A (E)	1-3/4"	HM	PTD	MTL	HM	F1 (E)	(E)	(E)		EX16.0		3
543B	ALL GENDER	543B	5	3' X 7'		A	1-3/4"	HM	PTD	MTL	HM	F1	8/A-701	S3	12/A-701	EX25.0		2,10
544A(E)	JURY RM	544	5	3'-1" X 7'	45 MIN	A (E)	1-3/4"	HM	PTD	MTL	HM	F1 (E)	(E)	(E)		EX19.0		3
544B	ALL GENDER	544B	5	3' X 7'		A	1-3/4"	HM	PTD	MTL	HM	F1	8/A-701	S3	12/A-701	AD-P1		2,10
545A(E)	WOMEN'S TOILET	545A	5	3' X 7'		K (E)	1-3/4"	HM	PTD	MTL	HM	F1 (E)	(E)	(E)		EX73.0		3
546A(E)	CORRIDOR	546A	5	3' X 7'	45 MIN	K (E)	1-3/4"	HM	PTD	MTL	HM	F1 (E)	(E)	(E)		EX73.0		3
551A(E)	JURY RM	551	5	3'-1" X 7'	45 MIN	A (E)	1-3/4"	HM	PTD	MTL	HM	F1 (E)	(E)	(E)		EX16.0		3
551B	ALL GENDER	551B	5	3' X 7'		A	1-3/4"	HM	PTD	MTL	HM	F1	8/A-701	S3	12/A-701	AD-P1		2,10
554(E)	MEN'S TOILET	554	5	3'-1" X 7'	45 MIN	K (E)	1-3/4"	HM	PTD	MTL	HM	F1 (E)	(E)	(E)		EX71.0		3
556A(E)	COURT RM	556	5	3'-1" X 7'	45 MIN	A (E)	1-3/4"	WD	PTD	MTL	HM	F1 (E)	(E)	(E)		EX62.0		3,7
556B(E)	COURT RM	556	5	3'-1" X 7'	45 MIN	A (E)	1-3/4"	WD	PTD	MTL	HM	F1 (E)	(E)	(E)		EX62.0		3,7
556C(E)	COURT RM	556	5	3'-3" X 7'	45 MIN	A (E)	1-3/4"	WD/HM	PTD	MTL	HM	F1 (E)	(E)	(E)		EX15.0		3
556D(E)	COURT RM	556	5	3'-3" X 7'	45 MIN	A (E)	1-3/4"	WD/HM	PTD	MTL	HM	F1 (E)	(E)	(E)		EX54.0		3
557A(E)	JURY RM	557	5	3'-1" X 7'	45 MIN	A (E)	1-3/4"	HM	PTD	MTL	HM	F1 (E)	(E)	(E)		EX19.0		3
557B	ALL GENDER	557B	5	3' X 7'		A	1-3/4"	HM	PTD	MTL	HM	F1	8/A-701	S3	12/A-701	AD-P1		2,10
558A(E)	JURY RM	558	5	3'-1 1/4" X 7'	45 MIN	A (E)	1-3/4"	HM	PTD	MTL	HM	F1 (E)	(E)	(E)		EX15.0		3
558B	ALL GENDER	558B	5	3' X 7'		A	1-3/4"	HM	PTD	MTL	HM	F1	8/A-701	S3	12/A-701	AD-P1		2,10
561A(E)	COURT RM	561	5	3'-1" X 7'	45 MIN	A (E)	1-3/4"	WD	PTD	MTL	HM	F1 (E)	(E)	(E)		EX62.0		3,7
561B(E)	COURT RM	561	5	3'-1" X 7'	45 MIN	A (E)	1-3/4"	WD	PTD	MTL	HM	F1 (E)	(E)	(E)		EX62.0		3,7
561C(E)	COURT RM	561	5	3'-3" X 7'	45 MIN	A (E)	1-3/4"	WD/HM	PTD	MTL	HM	F1 (E)	(E)	(E)		EX57.0		3
561D(E)	COURT RM	561	5	3'-3" X 7'	45 MIN	A (E)	1-3/4"	WD/HM	PTD	MTL	HM	F1 (E)	(E)	(E)		EX32.0		3
574A	COURT RM	574	5	3' X 7', 2' X 7'	45 MIN	J	1-3/4"	WD/HM	PTD	MTL	HM	F2	6/A-701	S2	11/A-701	AD-BBCMRP		1,8
574B(E)	COURT RM	574	5	3'-1" X 7'	45 MIN	A (E)	1-3/4"	WD/HM	PTD	MTL	HM	F1 (E)	(E)	(E)		EX21.0		3
575A	COURT RM	575	5	3' X 7', 2' X 7'		J	1-3/4"	WD/HM	PTD	MTL	HM	F2	6/A-701	S2	11/A-701	AD-BBCMRP		1,8
575B(E)	COURT RM	575	5	3'-3" X 7'		A (E)	1-3/4"	WD/HM	PTD	MTL	HM	F1 (E)	(E)	(E)		EX38.0		3
575C(E)	COURT RM	575	5	3'-4" X 7'		A (E)	1-3/4"	WD/HM	PTD	MTL	HM	F1 (E)	(E)	(E)		EX63.0		3
6TH FLOOR																		
653A	MEN'S TOILET	653	6	3' X 7'	45 MIN	K	1-3/4"	HM	PTD	MTL	HM	F1	8/A-701	S3	12/A-701	AD-L24		3
653B	MEN'S TOILET	653	6	3' X 7'	45 MIN	K	1-3/4"	HM	PTD	MTL	HM	F1	8/A-701	S3	12/A-701	AD-P2		3
7TH FLOOR																		
724A	COURT RM	724	7	3' X 7', 2' X 7'	45 MIN	J	1-3/4"	WD/HM	PTD	MTL	HM	F2	6/A-701	S2	11/A-701	AD-BBCMRP		1,8
724B(E)	COURT RM	724	7	3'-3 1/2" X 7'	45 MIN	A (E)	1-3/4"	WD/HM	PTD	MTL	HM	F1 (E)	(E)	(E)		EX32.0		3
724C(E)	COURT RM	724	7	3'-4" X 7'	45 MIN	A (E)	1-3/4"	WD/HM	PTD	MTL	HM	F1 (E)	(E)	(E)		EX14.0		3
725A	COURT RM	725	7	3' X 7', 2' X 7'	45 MIN	J	1-3/4"	HM	PTD	MTL	HM	F2	6/A-701	S2	11/A-701	AD-BBCMRP		1,8
725B(E)	COURT RM	725	7	3'-1" X 7'	45 MIN	A (E)	1-3/4"	HM	PTD	MTL	HM	F1 (E)	(E)	(E)		EX19.0		3
736A(E)	JURY RM	736	7	3'-1" X 7'	45 MIN	A (E)	1-3/4"	HM	PTD	MTL	HM	F1 (E)	(E)	(E)		EX16.0		3
736B	ALL GENDER	736B	7	3' X 7'		K	1-3/4"	HM	PTD	MTL	HM	F1	6/A-701	S3	12/A-701	AD-P1		2,10
737A(E)	JURY RM	737	7	3'-1" X 7'	45 MIN	A (E)	1-3/4"	HM	PTD	MTL	HM	F1 (E)	(E)	(E)		EX19.0		3
737B	ALL GENDER	737	7	3' X 7'		K	1-3/4"	HM	PTD	MTL	HM	F1	8/A-701	S3	12/A-701	AD-P1		2,10
738A(E)	COURT RM	738	7	3'-1 1/4" X 7'	45 MIN	A (E)	1-3/4"	WD/HM	PTD	MTL	HM	F1 (E)	(E)	(E)		EX62.0		3,7
738B(E)	COURT RM	738	7	3'-1" X 7'	45 MIN	A (E)	1-3/4"	WD/HM	PTD	MTL	HM	F1 (E)	(E)	(E)		EX62.0		3,7
738C(E)	COURT RM	738	7	3'-3" X 7'	45 MIN	A (E)	1-3/4"	WD/HM	PTD	MTL	HM	F1 (E)	(E)	(E)		EX24.0		3
738D(E)	COURT RM	738	7	3'-3" X 7'	45 MIN	A (E)	1-3/4"	WD/HM	PTD	MTL	HM	F1 (E)	(E)	(E)		EX47.0		3
741A(E)	COURT RM	741	7	3'-1 1/2" X 7'	45 MIN	A (E)	1-3/4"	WD/HM	PTD	MTL	HM	F1 (E)	(E)	(E)		EX62.0		3,7
741B(E)	COURT RM	741	7	3'-1 1/2" X 7'	45 MIN	A (E)	1-3/4"	WD/HM	PTD	MTL	HM	F1 (E)	(E)	(E)		EX62.0		3,7
741C(E)	COURT RM	741	7	3'-3" X 7'	45 MIN	A (E)	1-3/4"	WD/HM	PTD	MTL	HM	F1 (E)	(E)	(E)		EX33.0		3
741D(E)	COURT RM	741	7	3'-3" X 7'	45 MIN	A (E)	1-3/4"	WD/HM	PTD	MTL	HM	F1 (E)	(E)	(E)		EX19.0		3
742A(E)	JURY RM	742	7	3'-1" X 7'	45 MIN	A (E)	1-3/4"	HM	PTD	MTL	HM	F1 (E)	(E)	(E)		EX19.0		3
742B	ALL GENDER	742B	7	3' X 7'		K	1-3/4"	HM	PTD	MTL	HM	F1	8/A-701	S3	12/A-701	AD-P1		2
743A(E)	JURY RM	743	7	3'-1" X 7'	45 MIN	A (E)	1-3/4"	HM	PTD	MTL	HM	F1 (E)	(E)	(E)		EX19.0		3
743B	ALL GENDER	743B	7	3' X 7'		K	1-3/4"	HM	PTD	MTL	HM	F1	8/A-701	S3	12/A-701	AD-P1		2,10
744A(E)	JURY RM	744	7	3'-1" X 7'	45 MIN	A (E)	1-3/4"	HM	PTD	MTL	HM	F1 (E)	(E)	(E)		EX16.0		3
744B	ALL GENDER	744B	7	3' X 7'		K	1-3/4"	HM	PTD	MTL	HM	F1	8/A-701	S3	12/A-701	AD-P1		2,10
745A(E)	WOMEN'S TOILET	745A	7	3'-1" X 7'		K (E)	1-3/4"	HM	PTD	MTL	HM	F1 (E)	(E)	(E)		EX72.0		3
745B(E)	VEST	745B	7	3' X 7'	45 MIN	A (E)	1-3/4"	HM	PTD	MTL	HM	F1 (E)	(E)	(E)		EX73.0		3
754(E)	MEN'S TOILET	754	7	3' X 7'	45 MIN	K (E)	1-3/4"	HM	PTD	MTL	HM	F1 (E)	(E)	(E)		EX73.0		3
756A(E)	COURT RM	756	7	3'-1 1/4" X 7'	45 MIN	A (E)	1-3/4"	WD/HM	PTD	MTL	HM	F1 (E)	(E)	(E)		EX62.0		3,7
756B(E)	COURT RM	756	7	3'-1" X 7'	45 MIN	A (E)	1-3/4"	WD/HM	PTD	MTL	HM	F1 (E)	(E)	(E)		EX62.0		3,7
756C(E)	COURT RM	756	7	3'-3" X 7'	45 MIN	A (E)	1-3/4"	WD/HM	PTD	MTL	HM	F1 (E)	(E)	(E)		EX31.0		3
756D(E)	COURT RM	756	7	3'-3" X 7'	45 MIN	A (E)	1-3/4"	WD/HM	PTD	MTL	HM	F1 (E)	(E)	(E)		EX19.0		3
761A(E)	COURT RM	761	7	3'-1 1/2" X 7'	45 MIN	A (E)	1-3/4"	WD/HM	PTD	MTL	HM	F1 (E)	(E)	(E)		EX62.0		3,7
761B(E)	COURT RM	761	7	3'-1 1/4" X 7'	45 MIN	A (E)	1-3/4"	WD/HM	PTD	MTL	HM	F1 (E)	(E)	(E)		EX62.0		3,7
761C(E)	COURT RM	761	7	3'-3" X 7'	45 MIN	A (E)	1-3/4"	WD/HM	PTD	MTL	HM	F1 (E)	(E)	(E)		EX35.0		3
761D(E)	COURT RM	761	7	3'-3" X 7'	45 MIN	A (E)	1-3/4"	WD/HM	PTD	MTL	HM	F1 (E)	(E)	(E)		EX58.0		3
774A(E)	COURT RM	774	7	6' X 7'	45 MIN	B (E)	1-3/4"	HM	PTD	MTL	HM	F2 (E)	(E)	(E)		EX6.0		4
774B(E)	COURT RM	774	7	3' X 7'	45 MIN	A (E)	1-3/4"	HM	PTD	MTL	HM	F1 (E)	(E)	(E)		EX22.0		3
775A(E)	COURT RM	775	7	6' X 7'	45 MIN	B (E)	1-3/4"	HM	PTD	MTL	HM	F2 (E)	(E)	(E)		EX5.0		4
775B(E)	COURT RM	775	7	3' X 7'	45 MIN	A (E)	1-3/4"	HM	PTD	MTL	HM	F1 (E)	(E)	(E)		EX32.0		3

DOOR NO.	ROOM NAME	ROOM NUMBER	FLOOR	DOOR SIZE	DOOR RATING	DOOR TYPE	DOOR THK	DOOR MAT	DOOR FIN	FRAME MAT	FRAME FIN	FRAME TYPE	FRAME DWG	SADDLE TYPE	SADDLE DWG	HARDWARE SET	HARDWARE FIN	REMARKS
8TH FLOOR																		
817A(E)	JURY RM	817	8	3'-1' X 7'	45 MIN	A (E)	1-3/4"	HM	PTD	MTL	HM	F1 (E)	(E)	(E)		EX27.0		3
817B	ALL GENDER	817B	8	3' X 7'		K	1-3/4"	HM	PTD	MTL	HM	F1	8/A-701	S3	12/A-701	AD-P1S		2
826A(E)	JURY RM	826	8	3'-1' X 7'	45 MIN	A (E)	1-3/4"	HM	PTD	MTL	HM	F1 (E)	(E)	(E)		EX19.0		3
826B	ALL GENDER	826B	8	3' X 7'		K	1-3/4"	HM	PTD	MTL	HM	F1	8/A-701	S3	12/A-701	AD-P1		2
827A(E)	JURY RM	827	8	3'-1' X 7'	45 MIN	A (E)	1-3/4"	HM	PTD	MTL	HM	F1 (E)	(E)	(E)		AD-C24		3
827B	ALL GENDER	827B	8	3' X 7'		K	1-3/4"	HM	PTD	MTL	HM	F1	8/A-701	S3	12/A-701	AD-P1S		2
827E(E)	JURY RM	827	8	3'-1' X 7'	45 MIN	A (E)	1-3/4"	HM	PTD	MTL	HM	F1 (E)	(E)	(E)		EX19.0		3
827F	ALL GENDER	827F	8	3' X 7'		K	1-3/4"	HM	PTD	MTL	HM	F1	8/A-701	S3	12/A-701	AD-P1		2
845	WOMEN'S TOILET	845	8	3' X 7'	45 MIN	K	1-3/4"	HM	PTD	MTL	HM	F1	8/A-701	S3	12/A-701	AD-L24		2
853A	MEN'S TOILET	853	8	3' X 7'	45 MIN	K	1-3/4"	HM	PTD	MTL	HM	F1	8/A-701	S3	12/A-701	EX62.0		2,7
9TH FLOOR																		
924A(E)	COURT RM	924	9	3'-1 1/4" X 7'	45 MIN	A (E)	1-3/4"	WD/HM	PTD	MTL	HM	F1 (E)	(E)	(E)		EX62.0		3,7
924B(E)	COURT RM	924	9	3'-1" X 7'	45 MIN	A (E)	1-3/4"	WD/HM	PTD	MTL	HM	F1 (E)	(E)	(E)		EX5.0		3
924C(E)	COURT RM	924	9	3'-1" X 7'	45 MIN	A (E)	1-3/4"	WD/HM	PTD	MTL	HM	F1 (E)	(E)	(E)		EX37.0		3
929A(E)	COURT RM	929	9	3'-1 1/4" X 7'	45 MIN	A (E)	1-3/4"	WD/HM	PTD	MTL	HM	F1 (E)	(E)	(E)		EX62.0		3,7
929B(E)	COURT RM	929	9	3'-1" X 7'	45 MIN	A (E)	1-3/4"	WD/HM	PTD	MTL	HM	F1 (E)	(E)	(E)		EX16.0		3
929C(E)	COURT RM	929	9	3'-1 1/4" X 7'	45 MIN	A (E)	1-3/4"	WD/HM	PTD	MTL	HM	F1 (E)	(E)	(E)		EX47.0		3
938A(E)	COURT RM	938	9	3'-1 1/4" X 7'	45 MIN	A (E)	1-3/4"	WD/HM	PTD	MTL	HM	F1 (E)	(E)	(E)		EX62.0		3,7
938B(E)	COURT RM	938	9	3'-1 1/4" X 7'	45 MIN	A (E)	1-3/4"	WD/HM	PTD	MTL	HM	F1 (E)	(E)	(E)		EX62.0		3,7
938C(E)	COURT RM	938	9	3'-3" X 7'	45 MIN	A (E)	1-3/4"	WD/HM	PTD	MTL	HM	F1 (E)	(E)	(E)		EX39.0		3
938D(E)	COURT RM	938	9	3'-3" X 7'	45 MIN	A (E)	1-3/4"	WD/HM	PTD	MTL	HM	F1 (E)	(E)	(E)		EX42.0		3
941A(E)	COURT RM	941	9	3'-1 1/4" X 7'	45 MIN	A (E)	1-3/4"	WD/HM	PTD	MTL	HM	F1 (E)	(E)	(E)		EX62.0		3,7
941B(E)	COURT RM	941	9	3'-1" X 7'	45 MIN	A (E)	1-3/4"	WD/HM	PTD	MTL	HM	F1 (E)	(E)	(E)		EX62.0		3,7
941C(E)	COURT RM	941	9	3'-3" X 7'	45 MIN	A (E)	1-3/4"	WD/HM	PTD	MTL	HM	F1 (E)	(E)	(E)		EX34.0		3
941D(E)	COURT RM	941	9	3'-3" X 7'	45 MIN	A (E)	1-3/4"	WD/HM	PTD	MTL	HM	F1 (E)	(E)	(E)		EX18.0		3
945A(E)	WOMEN'S TOILET	945A	9	3' X 7'		K (E)	1-3/4"	HM	PTD	MTL	HM	F1 (E)	(E)	(E)		EX73.0		3
945B(E)	VEST	945B	9	3' X 7'	45 MIN	A (E)	1-3/4"	HM	PTD	MTL	HM	F1 (E)	(E)	(E)		EX70.0		3
954(E)	MEN'S TOILET	954	9	3' X 7'	45 MIN	K (E)	1-3/4"	HM	PTD	MTL	HM	F1 (E)	(E)	(E)		EX73.0		3
956A(E)	COURT RM	956	9	3'-1 1/2" X 7'	45 MIN	A (E)	1-3/4"	WD/HM	PTD	MTL	HM	F1 (E)	(E)	(E)		EX50.0		3,7
956B(E)	COURT RM	956	9	3'-1" X 7'	45 MIN	A (E)	1-3/4"	WD/HM	PTD	MTL	HM	F1 (E)	(E)	(E)		EX44.0		3,7
956C(E)	COURT RM	956	9	3'-3" X 7'	45 MIN	A (E)	1-3/4"	WD/HM	PTD	MTL	HM	F1 (E)	(E)	(E)		EX33.0		3
956D(E)	COURT RM	956	9	3'-3" X 7'	45 MIN	A (E)	1-3/4"	WD/HM	PTD	MTL	HM	F1 (E)	(E)	(E)		EX55.0		3
959(E)	JURY RM	959	8	3' -1'X 7'	45 MIN	A (E)	1-3/4"	HM	PTD	MTL	HM	F1 (E)	(E)	(E)		EX19.0		3
959B	ALL GENDER	959B	8	3' X 7'		K	1-3/4"	HM	PTD	MTL	HM	F1	8/A-701	S3	12/A-701	AD-P1		2,10
961A(E)	COURT RM	961	9	3'-1" X 7'	45 MIN	A (E)	1-3/4"	WD/HM	PTD	MTL	HM	F1 (E)	(E)	(E)		EX62.0		3,7
961B(E)	COURT RM	961	9	3'-1" X 7'	45 MIN	A (E)	1-3/4"	WD/HM	PTD	MTL	HM	F1 (E)	(E)	(E)		EX62.0		3,7
961C(E)	COURT RM	961	9	3'-3" X 7'	45 MIN	A (E)	1-3/4"	WD/HM	PTD	MTL	HM	F1 (E)	(E)	(E)		EX33.0		3
961D(E)	COURT RM	961	9	3'-3" X 7'	45 MIN	A (E)	1-3/4"	WD/HM	PTD	MTL	HM	F1 (E)	(E)	(E)		EX55.0		3
969A(E)	COURT RM	969	9	3'-1" X 7'	45 MIN	A (E)	1-3/4"	WD/HM	PTD	MTL	HM	F1 (E)	(E)	(E)		EX62.0		3,7
969B(E)	COURT RM	969	9

LIGHT SCHEDULE

TAG	TYPE	MFR	MODEL	FIN	WATTAGE	LAMP	QTY	FIXTURE FOR SALE	NOTES
L1	2x2 RECESSED CL'G FIXTURE	LITHONIA LIGHTING	P26TL2 A12 120 LP840 (GI-2S4TKN)	WHITE		LED			INSTALL AT REFINISHED LOCATIONS AS NOTED
L2	1x4 RECESSED CL'G FIXTURE			WHITE		LED			REPLACE AT EXISTING LOCATIONS AS NOTED
	TRIM KIT			WHITE	-	-			INSTALL AT EXISTING LOCATIONS
L3	SURFACE MOUNTED LED	EUREKA	4715-24	WHITE		LED			INSTALL AT JURY ROOM VESTIBULE
L4	RESTROOM WALL MOUNTED LED	LITHONIA LIGHTING	FMVTRL-48IN-MVOLT-40K-90CRI-BN	WHITE	18W	LED			INSTALL 2" ABOVE THE MIRROR
L5	RESTROOM WALL MOUNTED LED	LITHONIA LIGHTING	FMVTRL-48IN-MVOLT-40K-80CRI-BN	WHITE		LED			INSTALL 2" ABOVE THE MIRROR

NOTES:
1. ALL LIGHTS TO BE ON DIMMER SWITCHES UNLESS OTHERWISE NOTED

PLUMBING FIXTURE SCHEDULE

TAG	ITEM	MANUF	MODEL	FIN.	ACCESSORIES	DIM/DESCRIP	QTY	NOTES
P1	SINK	KOHLER	K-2084-NR-0	WHITE		-	94	
P2	FAUCET	SLOAN	EAF-275-SCL-1.5M-CP-0.35GPM-AER-IR-HOT-CP				94	
P3	SPINNER				-	-		
P4	TOILET	SLOAN	WALL HUNG CLOSET COMBO PACKAGE WETS-2450.1401 ST-2459 #62 811-1.28				89	
P5	URINAL	TOTO	UT104E	-	-	-	22	
P6	URINAL FLUSH VALVE	TOTO	TEU2LA	SS				

ACCESSORIES/ EQUIPMENT SCHEDULE

TAG	ITEM	MANUFACTURER	STYLE	MODEL NO.	DIMENSIONS	FINISH	QTY	NOTES
A1	BABY CHANGING STATION	KOALA	-	KB110-SSWM	-	SS	6	
A2	RECESSED PAPER TOWEL DISPENSER AND WASTE RECEPTACLE	BOBRICK	-	B-3947	-		31	
A3	PAPER TOWEL DISPENSER	BOBRICK	WALL MOUNT	B-4262	-		22	
A4	RECESSED TOILET TISSUE DISPENSER	BOBRICK	-	B-667				
A5	TOILET PAPER DISPENSER	BOBRICK	WALL MOUNT	B-2840			89	
A6	AUTOMATIC SOAP DISPENSER	SLOAN	SURFACE MOUNT	ESD-2000	-			
A7	AUTOMATIC SOAP DISPENSER	BOBRICK	WALL MOUNT	B-2013	-		44	
A8	SANITARY NAPKIN DISPOSAL	BOBRICK	-	B-270	-	SS	69	WOMEN'S/ALL GENDER ONLY
A9	GRAB BAR	BOBRICK		B-5806	42"	SS	52	
A10	GRAB BAR	BOBRICK		B-5806	36"	SS	52	
A11	GRAB BAR	BOBRICK		B-5806	18"	SS	52	
A12	COAT HOOK	BOBRICK	SURFACE MOUNT	B-542	-		38	ALL GENDER ONLY
A13	MIRROR	BOBRICK		B-290	24"W x 36"H		V	
A14	MIRROR	BOBRICK		B-290	50"W x 36"H			
A15	MIRROR	BOBRICK		B-290	62"W x 36"H			
A16	TOILET PARTITIONS	BOBRICK						SEE DRAWINGS
A17	URINAL PARTITIONS						17	
A18	RECESSED VALVE BOX				12"W X 12"H	SS	22	
A18*	FIRE-RATED RECESSED VALVE BOX				12"W X 12"H	SS	10	HR FIRE-RATED

NOTES:
- CONTRACTOR SHALL VERIFY ALL COUNTS & LOCATIONS SO THAT EACH BATHROOM IS PROVIDED WITH REQUISITE NUMBER OF ACCESSORIES TO SUIT FIXTURES & LAYOUT.
- TOILET COMPARTMENT/PARTITIONS TO BE FABRICATED AFTER FIELD VERIFICATION ACCOUNTING FOR INSTALLED FINISHES & APPROVED SHOP DRAWINGS.
- INSTALLATION OF ACCESSORIES TO FOLLOW ADA STANDARDS AS PER SHEET A-XXX

MATERIALS LEGEND

TAG	DESCRIPTION	MFR/ DISTRIBUTOR	PRODUCT	SIZE (IN.)	COLOR	FIN	SEAL	NOTES
VCT								
VCT	VINYL COMPOSITION TILE - VARY	ARMSTRONG	EXCELON	12X12	AS SELECTED BY ARCH.			1, 2, 10TH FL AROUND REV COUNTERS. PATCH & REPAIR, COLOR TO COORD.
VCT-1	VINYL COMPOSITION TILE - SAND	ARMSTRONG	EXCELON	12X12	AS SELECTED BY ARCH.			JURY VESTIBULE TO MATCH EXG JURY ROOM
VCT-2	VINYL COMPOSITION TILE - OLIVE WHITE	ARMSTRONG	EXCELON	12X12	AS SELECTED BY ARCH.			PATCH & REPAIR COURTROOM FLOORS. COLOR TO COORD.
VCT-3	VINYL COMPOSITION TILE - CREAM WHITE	ARMSTRONG	EXCELON	12X12	AS SELECTED BY ARCH.			PATCH & REPAIR COURTROOM FLOORS. COLOR TO COORD.
VCT-4	VINYL COMPOSITION TILE - BEIGE WHITE	ARMSTRONG	EXCELON	12X12	AS SELECTED BY ARCH.			JURY VESTIBULE TO MATCH EXG JURY ROOM
VCT-5	VINYL COMPOSITION TILE - BRICK WHITE	ARMSTRONG	EXCELON	12X12	AS SELECTED BY ARCH.			JURY VESTIBULE TO MATCH EXG JURY ROOM
VCT-6	VINYL COMPOSITION TILE - WHITE PEACH	ARMSTRONG	EXCELON	12X12	AS SELECTED BY ARCH.			PATCH & REPAIR COURTROOM FLOORS. COLOR TO COORD.
VCT-7	VINYL COMPOSITION TILE - LIGHT PATT.	ARMSTRONG	EXCELON	12X12	AS SELECTED BY ARCH.			PATCH & REPAIR COURTROOM FLOORS. COLOR TO COORD.
VCT-8	VINYL COMPOSITION TILE - BUSY BROWN	ARMSTRONG	EXCELON	12X12	AS SELECTED BY ARCH.			PATCH & REPAIR COURTROOM FLOORS. COLOR TO COORD.
VCT-9	VINYL COMPOSITION TILE - CREAM GRAY	ARMSTRONG	EXCELON	12X12	AS SELECTED BY ARCH.			PATCH & REPAIR COURTROOM FLOORS. COLOR TO COORD.
VCT-10	VINYL COMPOSITION TILE - WHITE	ARMSTRONG	EXCELON	12X12	AS SELECTED BY ARCH.			JURY VESTIBULE TO MATCH EXG JURY ROOM
TILE								
T-1	CERAMIC WALL TILE	NEMO	METRO	3x6	MOSS			ALL GEN RESTROOMS
T-1b	COVE BASE TRIM	NEMO	METRO	6"x6"	MOSS			
T-2	CERAMIC WALL TILE	NEMO	METRO	3x6	LILAC			MEN'S RESTROOMS
T-2b	COVE BASE TRIM	NEMO	METRO	6"x6"	LILAC			
T-3	CERAMIC WALL TILE	NEMO	METRO	3x6	SKY BLUE			WOMEN'S RESTROOMS
T-3b	COVE BASE TRIM	NEMO	METRO	6"x6"	SKY BLUE			
T-4	PORCELAIN FLOOR TILE	NEMO	REACTION	12X24	FROST			
T-4b	BASE TRIM	NEMO	REACTION	3X24 BULLNOSE	FROST			RESTROOM VESTIBLE
T-5	TERRAZZO TILE	WAUSAU TILE		24X24X3/8"	COLOR TZ01			AT 4F LIFT - COLOR & FIN. AS SELECTED BY ARCH. TO COORD W/ ADJACENT
PAINT								
PT-1	BENJAMIN MOORE WHITE	BENJAMIN MOORE		-		EGGSHELL	-	
PT-2	TYP. DOOR COLOR	BENJAMIN MOORE		-		SEMI-GLOSS	-	ALLOW FOR (4) PAINT COLORS TO MATCH/COORD. W/ EXG ADJ. TO REMAIN
PT-3	INSIDE DOOR COLOR	BENJAMIN MOORE		-	1611 GRAYTINT	SEMI-GLOSS	-	
PT-x	BENJAMIN MOORE (EGGSHELL) COLOR#	BENJAMIN MOORE				EGGSHELL	-	ALLOW FOR (10) PAINT COLORS TO MATCH/COORD W/ EXG ADJ. TO REMAIN
BASE								
BS-1	RUBBER BASE							
WD/LAM								
PL-1	PLASTIC LAMINATE	WILSON ART OR EQ.			VARY AS SELECTED BY ARCH.			CASEWORK/ SERVICE COUNTERS TO MATCH/COORD. W/ EXG ADJACENT
WL-1	WOOD LAMINATE	WILSON ART OR EQ.						3F LIBRARY LIFT SURROUND CLADDING
WD-1	WOOD OAK VENEER/SOLID TRANSP. FINISH							COURTROOM SPECTATOR BENCHES/RAILS WHERE MODIFIED/NEW
CEILING								
ACT-1	ACOUSTICAL CEILING TILE, CONCEALED GRID	ARMSTRONG PRELUDE	FINE FISSURED	12X12	WHITE			PATCH & REPAIR EXG CEILINGS WHERE OPENED & REINSTALLED AS INDICATED
ACT-2	ACOUSTICAL CEILING TILE	ARMSTRONG SILHOUETTE	ULTIMA OR EQ.	24X24	WHITE			
GLAZING								
GL-1	TRANSACTION WINDOW GLAZING		TEMPERED GLAZING	1/4" THCK.				

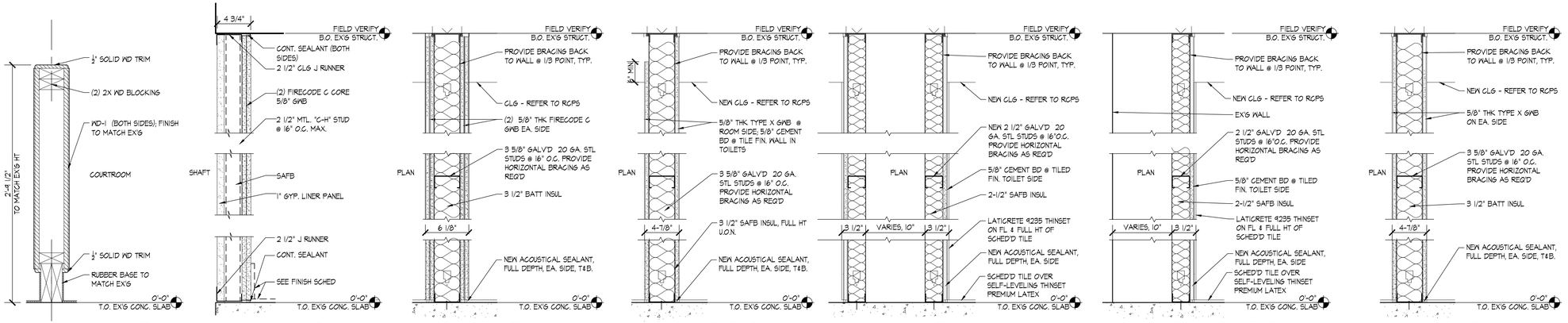

Ronnette Riley *Architect*

494 Eighth Avenue, 15th Floor
New York, NY 10001
T 212 594 4015
F 212 594 2868
www.ronnetteriley.com

MEP Engineer:

Loring Consulting Engineers, Inc.
360 West 31st Street, 14th Floor
New York, NY 10001-2727
T 212-563 7400
www.loringengineers.com
New York City .Washington, DC . Princeton . Durham . Toronto

Structural Engineer:

Silman
32 Old Slip, 10th Floor
New York, NY 10005
T 212-620 7970
www.Silman.com

KINGS COUNTY SUPREME COURT BUILDING ACCESSIBILITY RENOVATIONS

360 Adams Street
Brooklyn NY 11201

Conditions

ALL IDEAS, DESIGNS, ARRANGEMENTS AND PLANS INDICATED OR REPRESENTED BY THIS DRAWING ARE OWNED BY, AND THE PROPERTY OF RONNETTE RILEY ARCHITECT AND WERE CREATED, EVOLVED AND DEVELOPED FOR THE USE ON, AND IN CONNECTION WITH THE SPECIFIED PROJECT.
NONE OF SUCH IDEAS, DESIGNS, ARRANGEMENTS OR PLANS SHALL BE USED BY OR DISCLOSED TO ANY PERSON, FIRM OR CORPORATION FOR ANY PURPOSE WHATSOEVER WITHOUT THE WRITTEN PERMISSION OF RONNETTE RILEY ARCHITECT.

© Copyright Ronnette Riley *Architect* 2021

Rev	Date	Issue
	11 JUN 2021	Issue for SD Review
	22 OCT 2021	DD Review
	23 NOV 2021	DD Submission
	4 MAR 2022	Issue for Final DD
	6 DEC 2022	CD Review
	23 MAR 2023	CD FINAL

Title
SCHEDULES

Date	06-11-2021
Project No.	4107
Drawing By	
CHK By	
Scale	

A-703 .00
DOB Rev
of

DOB SCAN

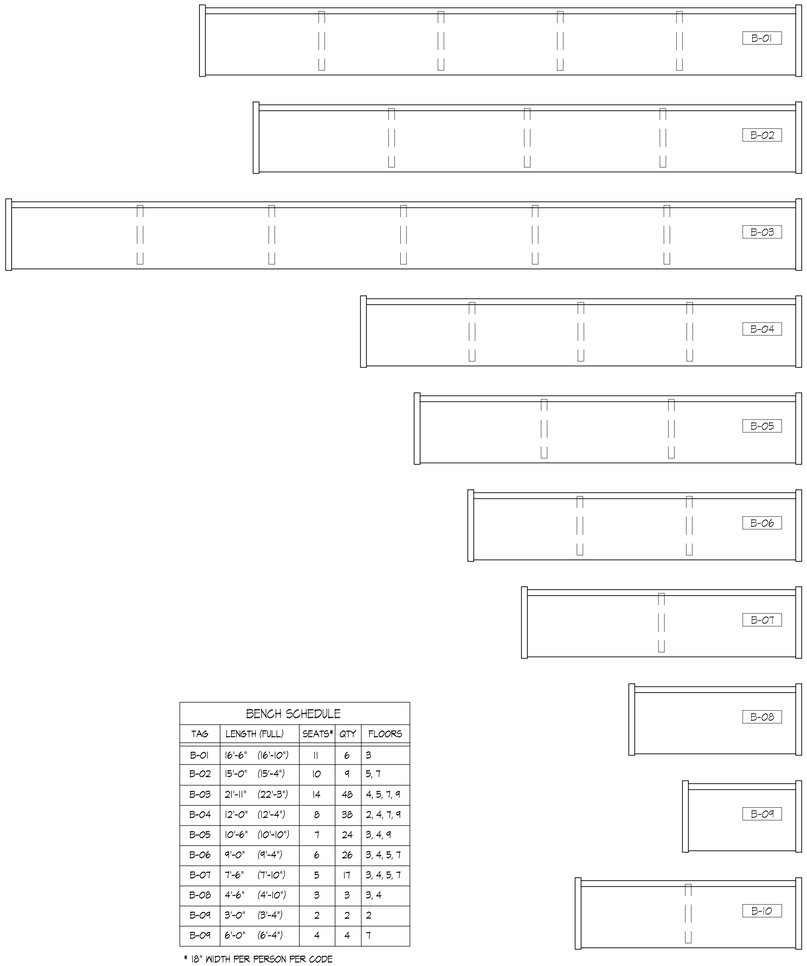

BENCH SCHEDULE				
TAG	LENGTH (FULL)	SEATS*	QTY	FLOORS
B-01	16'-6" (16'-10")	11	6	3
B-02	15'-0" (15'-4")	10	9	5, 7
B-03	21'-11" (22'-3")	14	48	4, 5, 7, 9
B-04	12'-0" (12'-4")	8	38	2, 4, 7, 9
B-05	10'-6" (10'-10")	7	24	3, 4, 9
B-06	9'-0" (9'-4")	6	26	3, 4, 5, 7
B-07	7'-6" (7'-10")	5	17	3, 4, 5, 7
B-08	4'-6" (4'-10")	3	3	3, 4
B-09	3'-0" (3'-4")	2	2	2
B-09	6'-0" (6'-4")	4	4	7

* 18" WIDTH PER PERSON PER CODE

BENCH TYPES
1/2"=1'-0"

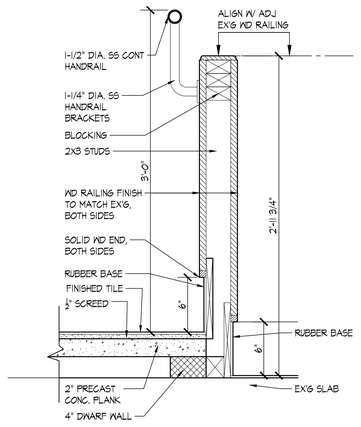

9 WD RAILING @ RAMP
1-1/2"=1'-0"

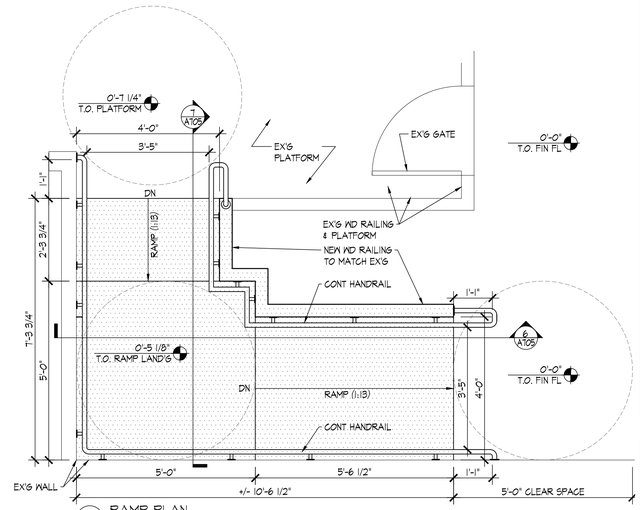

8 RAMP PLAN
1/2"=1'-0"

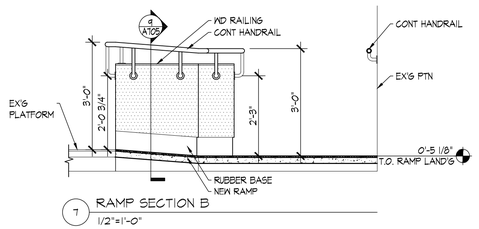

7 RAMP SECTION B
1/2"=1'-0"

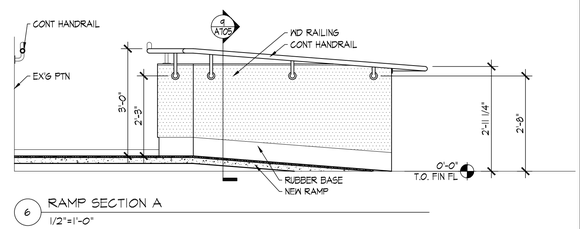

6 RAMP SECTION A
1/2"=1'-0"

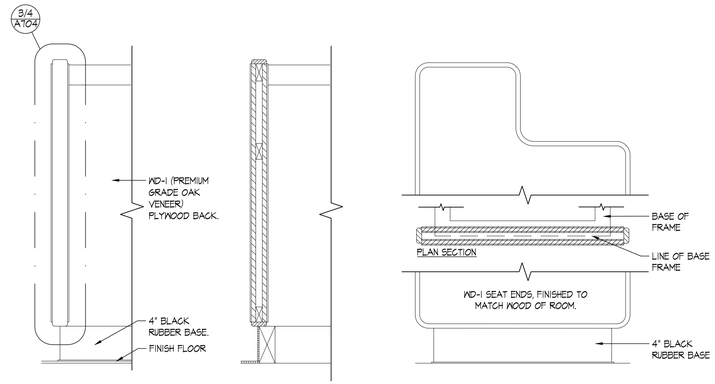

5 BENCH ARM ELEV
1-1/2"=1'-0"

4 BENCH ARM DTL
1-1/2"=1'-0"

3 BENCH END ELEVATION
1-1/2"=1'-0"

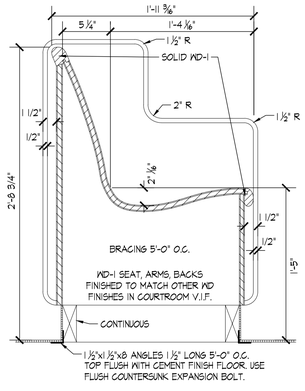

2 BENCH SIDE SECTION
1-1/2"=1'-0"

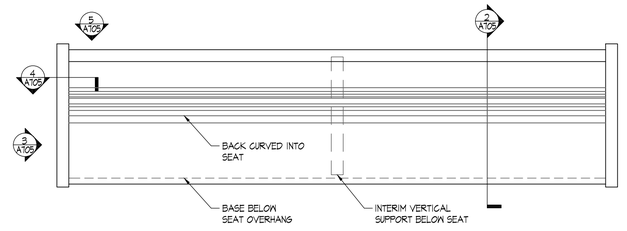

1 TYP. BENCH PLAN
1"=1'-0"

KINGS COUNTY SUPREME COURT BUILDING ACCESSIBILITY RENOVATIONS

360 Adams Street
Brooklyn NY 11201

Conditions

ALL IDEAS, DESIGNS, ARRANGEMENTS AND PLANS INDICATED OR REPRESENTED BY THIS DRAWING ARE OWNED BY, AND THE PROPERTY OF RONNETTE RILEY ARCHITECT AND WERE CREATED, EVOLVED AND DEVELOPED FOR THE USE ON, AND IN CONNECTION WITH THE SPECIFIED PROJECT.
NONE OF SUCH IDEAS, DESIGNS, ARRANGEMENTS OR PLANS SHALL BE USED BY OR DISCLOSED TO ANY PERSON, FIRM OR CORPORATION FOR ANY PURPOSE WHATSOEVER WITHOUT THE WRITTEN PERMISSION OF RONNETTE RILEY ARCHITECT.

© Copyright Ronnette Riley *Architect* 2021

Ronnette Riley *Architect*

494 Eighth Avenue, 15th Floor
New York, NY 10001
T 212 594 4015
F 212 594 2868
www.ronnetteriley.com

MEP Engineer:

Loring Consulting Engineers, Inc.
360 West 31st Street, 14th Floor
New York, NY 10001-2727
T 212-563 7400
www.loringengineers.com
New York City .Washington, DC . Princeton . Durham . Toronto

Structural Engineer:

Silman
32 Old Slip, 10th Floor
New York, NY 10005
T 212-620 7970
www.Silman.com

Rev	Date	Issue
	11 JUN 2021	Issue for SD Review
	22 OCT 2021	DD Review
	23 NOV 2021	DD Submission
	4 MAR 2022	Issue for Final DD
	6 DEC 2022	CD Review
	23 MAR 2023	CD FINAL

Title
RAMP PLAN & DTLS;
BENCH SCHEDULE & DTLS

Date	06-11-2021
Project No.	4107
Drawing By	SJ
CHK By	YM
Scale	

A704 .00 DOB Rev
of

DOB SCAN

FINISH SCHEDULE

ROOM NUMBER	ROOM NAME	FLOOR	BASE	WALL				CEILING	OTHER HALF WALL MILLWORK	REMARKS
				NORTH	EAST	SOUTH	WEST			
CELLAR										
079	REC RM	VCT	MTCH EXG	-	-	-	-	-	PL-1	PATCH PAINT WALL
1st FLOOR										
109	RECORDS	VCT	MTCH EXG	-	-	-	-	-	PL-1	PATCH PAINT WALL
122A	GRSHP/CENSUS DEPT	VCT	MTCH EXG	-	-	-	-	-	PL-1	PATCH PAINT WALL
122C	HELP CENTER	VCT	MTCH EXG	-	-	-	-	-	PL-1	PATCH PAINT WALL
124	RECORDS	VCT	MTCH EXG	-	-	-	-	-	PL-1	PATCH PAINT WALL
139	STORAGE	VCT	MTCH EXG	-	-	-	-	PATCH	-	
144	OFFICE	VCT	MTCH EXG	-	-	-	-	-	PL-1	PATCH PAINT WALL
145	OFFICE	EXG	MTCH EXG	-	MTCH EXG	MTCH EXG	-	EXG	-	
145A	WOMEN'S RESTROOM	T-4	T-3B	T-3 / PT-1	T-3 / PT-1	T-3 / PT-1	T-3 / PT-1	ACT-2	-	
145B	MEN'S RESTROOM	T-4	T-2B	T-2 / PT-1	T-2 / PT-1	T-2 / PT-1	T-2 / PT-1	ACT-2	-	
145C	HALLWAY	VCT	BS-1	PT-1	PT-1	PT-1	PT-1	ACT-2	-	
147	CORRIDOR	-	-	-	-	-	MTCH EXG	-	-	
154	J.C.	-	-	-	-	-	-	EXG W/ ACCESS PNL	-	
156A	WAITING RM	VCT	MTCH EXG	-	-	-	-	-	PL-1	PATCH PAINT WALL
168	COUNTY CLERK	VCT	MTCH EXG	-	-	-	-	-	PL-1	PATCH PAINT WALL
2nd FLOOR										
209	PROB	VCT	MTCH EXG	-	-	-	-	-	PL-1	PATCH PAINT WALL
210	WAITING	VCT	MTCH EXG	-	-	-	-	-	PL-1	PATCH PAINT WALL
212	OFC	VCT	MTCH EXG	-	-	-	-	-	PL-1	PATCH PAINT WALL
213	OFC	VCT	MTCH EXG	-	-	-	-	-	PL-1	PATCH PAINT WALL
221	OFC	VCT	MTCH EXG	-	-	-	-	-	PL-1	PATCH PAINT WALL
222	OFC	VCT	MTCH EXG	-	-	-	-	-	PL-1	PATCH PAINT WALL
224	COURTROOM	VCT	MTCH EXG	-	-	-	-	-	WD-1	NEW RAMP
240	W.T.	T-4	T-2B	T-2 / PT-1	T-2 / PT-1	T-2 / PT-1	T-2 / PT-1	EXG	-	
240C	M.T.	T-4	T-3B	T-3 / PT-1	T-3 / PT-1	T-3 / PT-1	T-3 / PT-1	EXG	-	
245	MEN'S RESTROOM	T-4	T-2B	T-2 / PT-1	T-2 / PT-1	T-2 / PT-1	T-2 / PT-1	EXG & NEW SOFFIT	-	
246A	WOMEN'S RESTROOM	T-4	T-3B	T-3 / PT-1	T-3 / PT-1	T-3 / PT-1	T-3 / PT-1	ACT-2, EXG ACT, EXG HARD CLG, ACT-2	-	
253	MEN'S RESTROOM	EXG	-	-	-	-	-	ACT-2	-	FOR MEP WORK @ CLG
254	WOMEN'S RESTROOM	EXG	EXG	-	-	-	MTCH EXG	ACT-2	-	
3rd FLOOR										
306	ALL GENDER RESTROOM	T-4	T-1B	T-1	T-1	T-1	T-1	EXG	-	
309	JURY ROOM	EXG	MTCH EXG	MTCH EXG	-	-	-	EXG	-	
309A	VESTIBULE	VCT-10	MTCH EXG	-	-	MTCH EXG	MTCH EXG	GWB (VIF)		
309B	ALL GENDER RESTROOM	T-4	T-1B	T-1	T-1	T-1	T-1	ACT-2	-	
319	COURTROOM	EXG	-	-	-	-	-	-	-	PATCH WALL PANEL
323	CORRIDOR	-	MTCH EXG	-	MTCH EXG	-	-	-	-	OUT SIDE OF JURY ROOMS
329	COURTROOM	EXG	-	-	-	-	-	-	-	PATCH WALL PANEL
356	COURTROOM	VCT-7	-	-	-	-	-	-	WD-1	PATCH WALL
357	COURTROOM	VCT-8	-	-	-	-	-	-	WD-1	PATCH WALL
359	COURTROOM	VCT-8	-	-	-	-	-	-	WD-1	PATCH WALL
360	COURTROOM	VCT-9	-	-	-	-	-	-	WD-1	PATCH WALL
361	COURTROOM	VCT-8	-	-	-	-	-	-	WD-1	PATCH WALL
362	COURTROOM	VCT-3	-	-	-	-	-	-	WD-1	PATCH WALL
363	COURTROOM	VCT-8	-	-	-	-	-	-	WD-1	PATCH WALL
364	COURTROOM	VCT-3	-	-	-	-	-	-	WD-1	PATCH WALL
365	COURTROOM	VCT-8	MTCH EXG	MTCH EXG	-	-	-	-	WD-1	PATCH WALL
366	COURTROOM	VCT-3	-	-	-	-	-	-	WD-1	PATCH WALL
371	JURY ROOM	EXG	MTCH EXG	-	MTCH EXG	-	-	EXG	-	
371A	VESTIBULE	VCT-1	MTCH EXG	-	MTCH EXG	MTCH EXG	-	ACT-2	-	
371B	ALL GENDER RESTROOM	T-4	T-1B	T-1	T-1	T-1	T-1	ACT-2	-	
372	JURY ROOM	EXG	MTCH EXG	-	MTCH EXG	-	-	EXG	-	
372A	VESTIBULE	VCT-1	MTCH EXG	MTCH EXG	MTCH EXG	MTCH EXG	MTCH EXG	ACT-2	-	
372B	ALL GENDER RESTROOM	T-4	T-1B	T-1	T-1	T-1	T-1	ACT-2	-	
373	JURY ROOM	EXG	MTCH EXG	-	MTCH EXG	-	-	EXG	-	
373A	VESTIBULE	VCT-1	MTCH EXG	MTCH EXG	MTCH EXG	MTCH EXG	MTCH EXG	ACT-2	-	
373B	ALL GENDER RESTROOM	T-4	T-1B	T-1	T-1	T-1	T-1	ACT-2	-	
374	JURY ROOM	EXG	MTCH EXG	-	MTCH EXG	-	-	EXG	-	
374A	VESTIBULE	VCT-1	MTCH EXG	MTCH EXG	-	-	MTCH EXG	ACT-2	-	
374B	ALL GENDER RESTROOM	T-4	T-1B	T-1	T-1	T-1	T-1	ACT-2	-	
383	JURY ROOM	EXG	MTCH EXG	MTCH EXG	-	-	MTCH EXG	EXG	-	
383A	VESTIBULE	VCT-1	MTCH EXG	MTCH EXG	MTCH EXG	MTCH EXG	MTCH EXG	ACT-2	-	
383B	ALL GENDER RESTROOM	T-4	T-1B	T-1	T-1	T-1	T-1	ACT-2	-	
384	JURY ROOM	EXG	MTCH EXG	-	-	-	MTCH EXG	EXG	-	
384A	VESTIBULE	VCT-1	MTCH EXG	-	-	MTCH EXG	MTCH EXG	ACT-2	-	
384B	ALL GENDER RESTROOM	T-4	T-1B	T-1	T-1	T-1	T-1	ACT-2	-	
388	JURY ROOM	EXG	MTCH EXG	MTCH EXG	-	-	-	EXG	-	
388A	CORRIDOR	VCT-1	-	MTCH EXG	MTCH EXG	MTCH EXG	MTCH EXG	ACT-2	-	
388B	ALL GENDER RESTROOM	T-4	T-1B	T-1	T-1	T-1	T-1	ACT-2	-	
391	JURY ROOM	EXG	MTCH EXG	-	-	MTCH EXG	-	EXG	-	
391A	VESTIBULE	VCT-1	MTCH EXG	MTCH EXG	-	-	MTCH EXG	ACT-2	-	
391B	ALL GENDER RESTROOM	T-4	T-1B	T-1	T-1	T-1	T1	ACT-2	-	
392	JURY ROOM	EXG	MTCH EXG	-	-	MTCH EXG	MTCH EXG	EXG	-	
392A	VESTIBULE	VCT-1	MTCH EXG	-	-	MTCH EXG	-	ACT-2	-	
392B	ALL GENDER RESTROOM	T-4	T-1B	T-1	T-1	T-1	T-1	ACT-2	-	
405 (3F)	CORRIDOR	-	MTCH EXG	-	MTCH EXG	-	MTCH EXG	-	-	OUT SIDE OF JURY ROOMS
408 (3F)	STORAGE	-	BS-1	-	-	-	PT-1	-	-	
422A (3F)	CORRIDOR	-	MTCH EXG	-	-	-	MTCH EXG	-	-	OUT SIDE OF JURY ROOMS
(3F)	CORRIDOR	-	MTCH EXG	-	MTCH EXG	-	-	-	-	OUT SIDE OF JURY ROOMS
4th FLOOR										
417	JURY ROOM	EXG	MTCH EXG	-	-	MTCH EXG	MTCH EXG	EXG	-	
417A	JURY ROOM	EXG	MTCH EXG	MTCH EXG	-	-	MTCH EXG	EXG	-	
417B	ALL GENDER RESTROOM	T-4	T-1B	T-1	T-1	T-1	T-1	ACT-2	-	
417C	ALL GENDER RESTROOM	T-4	T-1B	T-1	T-1	T-1	T-1	ACT-2	-	
419	COURTROOM	VCT-3	-	-	-	-	-	-	WD-1	PATCH WALL PANEL
423	COURTROOM	EXG	-	-	-	-	-	-	WD-1	
424	COURTROOM	VCT-3	-	-	-	-	-	-	WD-1	PATCH WALL PANEL
427	JURY ROOM	EXG	MTCH EXG	MTCH EXG	-	-	MTCH EXG	EXG	-	
427A	JURY ROOM	EXG	MTCH EXG	-	-	MTCH EXG	MTCH EXG	EXG	-	
427B	ALL GENDER RESTROOM	T-4	T-1B	T-1	T-1	T-1	T-1	ACT-2	-	
427C	ALL GENDER RESTROOM	T-4	T-1B	T-1	T-1	T-1	T-1	ACT-2	-	
435	JURY ROOM	EXG	MTCH EXG	MTCH EXG	-	-	MTCH EXG	EXG	-	
435B	ALL GENDER RESTROOM	T-4	T-1B	T-1	T-1	T-1	T-1	ACT-2	-	
438	COURTROOM	VCT-3	-	-	-	-	-	-	WD-1	PATCH WALL PANEL
441	COURTROOM	VCT-2	-	-	-	-	-	-	WD-1	PATCH WALL PANEL
445A	WOMEN'S RESTROOM	T-4	T-3B	T-3 / PT-1	T-3 / PT-1	T-3 / PT-1	T-3 / PT-1	EXG W/ SOFFIT	-	
446A	CORRIDOR	T-4	T-4B	PT-1	PT-1	PT-1	PT-1	EXG	-	RESTROOM CORRIDOR
454	MEN'S RESTROOM	T-4	T-2B	T-2 / PT-1	T-2 / PT-1	T-2 / PT-1	T-2 / PT-1	EXG	-	
454A	VESTIBULE	T-4	T-4B	PT-1	PT-1	PT-1	PT-1	EXG	-	
456	COURTROOM	VCT-3	-	-	-	-	-	-	WD-1	PATCH WALL PANEL
461	COURTROOM	VCT-3	-	-	-	-	-	-	WD-1	PATCH WALL PANEL
469	COURTROOM	VCT-3	-	-	-	-	-	-	WD-1	PATCH WALL PANEL
479	COURTROOM	VCT-8	-	-	-	-	-	-	WD-1	PATCH WALL PANEL

FINISH SCHEDULE

ROOM NUMBER	ROOM NAME	FLOOR	BASE	WALL				CEILING	OTHER HALF WALL MILLWORK	REMARKS
				NORTH	EAST	SOUTH	WEST			
5th FLOOR										
524	COURTROOM	EXG	-	-	-	-	-	-	WD-1	
525	COURTROOM	EXG	-	-	-	-	-	-	WD-1	
536	JURY ROOM	EXG	MTCH EXG	-	-	-	MTCH EXG	EXG	-	
536A	VESTIBULE	VCT-4	MTCH EXG	MTCH EXG	MTCH EXG	MTCH EXG	MTCH EXG	ACT-2	-	
536B	ALL GENDER RESTROOM	T-4	T-1B	T-1	T1	T-1	T-1	ACT-2	-	
538	COURTROOM	VCT-2	-	-	-	-	-	-	WD-1	PATCH WALL PANEL
541	COURTROOM	VCT-2	-	-	-	-	-	-	WD-1	PATCH WALL PANEL
543	JURY ROOM	EXG	MTCH EXG	-	-	-	MTCH EXG	EXG	-	
543A	VESTIBULE	VCT-4	MTCH EXG	-	MTCH EXG	MTCH EXG	MTCH EXG	ACT-2	-	
543B	ALL GENDER RESTROOM	T-4	T-1B	T-1	T-1	T-1	T-1	ACT-2	-	
544	JURY ROOM	EXG	MTCH EXG	-	-	-	MTCH EXG	EXG	-	
544A	VESTIBULE	VCT-5	MTCH EXG	MTCH EXG	MTCH EXG	-	MTCH EXG	ACT-2	-	
544B	ALL GENDER RESTROOM	T-4	T-1B	T-1	T-1	T-1	T-1	ACT-2	-	
545A	WOMEN'S RESTROOM	T-4	T-3B	T-3 / PT-1	T-3 / PT-1	T-3 / PT-1	T-3 / PT-1	EXG	-	
546A	CORRIODR	T-4	T-4B	PT-1	PT-1	PT-1	PT-1	EXG		RESTROOM CORRIDOR
551	JURY ROOM	EXG	MTCH EXG	-	-	-	MTCH EXG	EXG	-	
551A	VESTIBULE	VCT-4	MTCH EXG	-	MTCH EXG	MTCH EXG	MTCH EXG	ACT-2	-	
551B	ALL GENDER RESTROOM	T-4	T-1B	T-1	T-1	T-1	T-1	ACT-2	-	
554	MEN'S RESTROOM	T-4	T-2B	T-2 / PT-1	T-2 / PT-1	T-2 / PT-1	T-2 / PT-1	EXG	-	
556	COURTROOM	VCT	-	-	-	-	-	-	WD-1	PATCH WALL PANEL
557	JURY ROOM	EXG	MTCH EXG	-	-	-	MTCH EXG	EXG	-	
557A	VESTIBULE	VCT-4	MTCH EXG	MTCH EXG	MTCH EXG	-	MTCH EXG	ACT-2	-	
557B	ALL GENDER RESTROOM	T-4	T-1B	T-1	T-1	T-1	T-1	ACT-2	-	
558	JURY ROOM	EXG	MTCH EXG	-	-	-	MTCH EXG	EXG	-	
558A	VESTIBULE	VCT-5	MTCH EXG	-	MTCH EXG	MTCH EXG	MTCH EXG	ACT-2	-	
558B	ALL GENDER RESTROOM	T-4	T-1B	T-1	T-1	T-1	T-1	ACT-2	-	
561	COURTROOM	VCT-3	-	-	-	-	-	-	WD-1	PATCH WALL PANEL
574	COURTROOM	EXG	-	-	-	-	-	-	WD-1	
575	COURTROOM	EXG	-	-	-	-	-	-	WD-1	
6th FLOOR										
645	MEN'S RESTROOM	T-4	T-2B	T-2 / PT-1	T-2 / PT-1	T-2 / PT-1	T-2 / PT-1	EXG W/ TRIM	-	
649	CORRIDOR	-	-	-	-	-	MTCH EXG	-	-	OUTSIDE OF RESTROOM
653	WOMEN'S RESTROOM	T-4	T-3B	T-3 / PT-1	T-3 / PT-1	T-3 / PT-1	T-3 / PT-1	EXG HRD CLG, GWB	-	
654	M.T.	-	MTCH EXG	-	MTCH EXG	MTCH EXG	-	EXG W/ TRIM	-	
7th FLOOR										
724	COURTROOM	EXG	-	-	-	-	-	-	WD-1	
725	COURTROOM	EXG	-	-	-	-	-	-	WD-1	
736	JURY ROOM	EXG	MTCH EXG	-	-	-	MTCH EXG	EXG	-	
736A	VESTIBULE	VCT-5	MTCH EXG	-	MTCH EXG	MTCH EXG	MTCH EXG	ACT-2	-	
736B	ALL GENDER RESTROOM	T-4	T-1B	T-1	T-1	T-1	T-1	ACT-2	-	
737	JURY ROOM	EXG	MTCH EXG	-	-	-	MTCH EXG	EXG	-	
737A	VESTIBULE	VCT-5	MTCH EXG	MTCH EXG	MTCH EXG	-	MTCH EXG	ACT-2	-	
737B	ALL GENDER RESTROOM	T-4	T-1B	T-1	T-1	T-1	T-1	ACT-2	-	
738	COURTROOM	VCT-2	-	-	-	-	-	-	WD-1	PATCH WALL PANEL
741	COURTROOM	VCT-2	-	-	-	-	-	-	WD-1	PATCH WALL PANEL
742	JURY ROOM	EXG	MTCH EXG	-	-	-	MTCH EXG	EXG	-	
742A	VESTIBULE	VCT-5	MTCH EXG	-	MTCH EXG	MTCH EXG	MTCH EXG	ACT-2	-	
742B	ALL GENDER RESTROOM	T-4	T-1B	T-1	T-1	T-1	T-1	ACT-2	-	
743	JURY ROOM	EXG	MTCH EXG	-	-	-	MTCH EXG	EXG	-	
743A	VESTIBULE	VCT-5	MTCH EXG	MTCH EXG	MTCH EXG	-	MTCH EXG	ACT-2	-	
743B	ALL GENDER RESTROOM	T-4	T-1B	T-1	T-1	T-1	T-1	ACT-2	-	
744	JURY ROOM	EXG	MTCH EXG	-	-	-	MTCH EXG	EXG	-	
744A	VESTIBULE	VCT-4	MTCH EXG	-	-	MTCH EXG	MTCH EXG	ACT-2	-	
744B	ALL GENDER RESTROOM	T-4	T-1B	T-1	T-1	T-1	T-1	ACT-2	-	
745A	WOMEN'S RESTROOM	T-4	T-3B	T-3 / PT-1	T-3 / PT-1	T-3 / PT-1	T-3 / PT-1	EXG	-	
745B	VESTIBULE	T-4	T-4B	PT-1	PT-1	PT-1	PT-1	EXG	-	
754	MEN'S RESTROOM	T-4	T-2B	T-2 / PT-1	T-2 / PT-1	T-2 / PT-1	T-2 / PT-1	EXG	-	
756	COURTROOM	VCT-2	-	-	-	-	-	-	WD-1	PATCH WALL PANEL
761	COURTROOM	VCT-2	-	-	-	-	-	-	WD-1	PATCH WALL PANEL
774	COURTROOM	EXG	-	-	-	-	-	-	WD-1	
775	COURTROOM	EXG	-	-	-	-	-	-	WD-1	
8th FLOOR										
817	JURY ROOM	EXG	MTCH EXG	-	-	MTCH EXG	MTCH EXG	EXG	-	
817A	VESTIBULE	VCT-4	MTCH EXG	-	-	MTCH EXG	-	ACT-2	-	
817B	ALL GENDER RESTROOM	T-4	T-1B	T-1	T-1	T-1	T-1	ACT-2	-	
826A	JURY ROOM	EXG	MTCH EXG	-	-	-	MTCH EXG	EXG	-	
826A	VESTIBULE	VCT-4	MTCH EXG	MTCH EXG	MTCH EXG	MTCH EXG	MTCH EXG	ACT-2	-	
826B	ALL GENDER RESTROOM	T-4	T-1B	T-1	T-1	T-1	T-1	ACT-2	-	
827A	VESTIBULE	VCT-5	MTCH EXG	MTCH EXG	-	MTCH EXG	MTCH EXG	ACT-2	-	
827A	JURY ROOM	EXG	MTCH EXG	-	-	-	MTCH EXG	EXG	-	
827B	ALL GENDER RESTROOM	T-4	T-1B	T-1	T-1	T-1	T-1	ACT-2	-	
827E	VESTIBULE	VCT-5	MTCH EXG	MTCH EXG	MTCH EXG	-	MTCH EXG	ACT-2	-	
827E	JURY ROOM	EXG	MTCH EXG	-	-	-	MTCH EXG	EXG	-	
827F	ALL GENDER RESTROOM	T-4	T-1B	T-1	T-1	T-1	T-1	ACT-2	-	
845	WOMEN'S RESTROOM	T-4	T-3B	T-3 / PT-1	T-3 / PT-1	T-3 / PT-1	T-3 / PT-1	EXG	-	
849	CORRIDOR	-	-	-	MTCH EXG	-	-	-	-	OUTSIDE OF JURY ROOMS
853	M.T.	T-4	T-2B	T-2 / PT-1	T-2 / PT-1	T-2 / PT-1	T-2 / PT-1	GWB	-	SEE ELEVS
9th FLOOR										
924	COURTROOM	VCT-2	-	-	-	-	-	-	WD-1	PATCH WALL PANEL
929	COURTROOM	VCT-2	-	-	-	-	-	-	WD-1	PATCH WALL PANEL
938	COURTROOM	VCT-6	-	-	-	-	-	-	WD-1	PATCH WALL PANEL
941	COURTROOM	VCT-2	-	-	-	-	-	-	WD-1	PATCH WALL PANEL
945A	WOMEN'S RESTROOM	T-4	T-3B	T-3 / PT-1	T-3 / PT-1	T-3 / PT-1	T-3 / PT-1	EXG	-	
945B	VESTIBLE	T-4	T-4B	PT-1	PT-1	PT-1	PT-1	EXG	-	
954	MEN'S RESTROOM	T-4	T-2B	T-2 / PT-1	T-2 / PT-1	T-2 / PT1	T-2 / PT-1	EXG	-	
956	COURTROOM	VCT-2	-	-	-	-	-	-	WD-1	PATCH WALL PANEL
959	JURY ROOM	EXG	MTCH EXG	-	-	-	MTCH EXG	EXG	-	
959A	VESTIBULE	VCT-4	MTCH EXG	MTCH EXG	MTCH EXG	-	MTCH EXG	ACT-2	-	
959B	ALL GENDER RESTROOM	T-4	T-1B	T-1	T-1	T-1	T-1	ACT-2	-	
961	COURTROOM	VCT-2	-	-	-	-	-	-	WD-1	PATCH WALL PANEL
969	COURTROOM	VCT-2	-	-	-	-	-	-	WD-1	PATCH WALL PANEL
974	COURTROOM	VCT-2	-	-	-	-	-	-	WD-1	PATCH WALL PANEL
10th FLOOR										
1045	WOMEN'S RESTROOM	T-4	T-3B	T-3 / PT-1	T-3 / PT-1	T-3 / PT-1	T-3 / PT-1	EXG	-	
1047	FORECLOSURES & DIVORCE	VCT	-	-	-	-	-	-	PL-1	
1049C	CORRIDOR	-	-	-	-	-	MTCH EXG	-	-	
1053	MEN'S RESTROOM	T-4	T-2B	T-2 / PT-1	T-2 / PT-1	T-2 / PT-1	T-2 / PT-1	GWB	-	SEE ELEVS
1053B	STORAGE	-	BS-1	-	-	-	PT-1	EXG	-	
11th FLOOR										
1128	MEN'S RESTROOM	T-4	T-2B	T-2 / PT-1	T-2 / PT-1	T-2 / PT-1	T-2 / PT-1	GWB	-	SEE ELEVS
1168	WOMEN'S RESTROOM	T-4	T-3B	T-3 / PT-1	T-3 / PT-1	T-3 / PT-1	T-3 / PT-1	GWB	-	SEE ELEVS
1174	CORRIDOR	-	-	MTCH EXG	-	-	MTCH EXG	-	-	
1174A	CLOSET	-	BS-1	PT-1	-	-	-	EXG	-	

*NOTE: A DASH "-" INDICATED NO WORK.

KINGS COUNTY SUPREME COURT BUILDING ACCESSIBILITY RENOVATIONS

360 Adams Street
Brooklyn NY 11201

Conditions

ALL IDEAS, DESIGNS, ARRANGEMENTS AND PLANS INDICATED OR REPRESENTED BY THIS DRAWING ARE OWNED BY, AND THE PROPERTY OF RONNETTE RILEY ARCHITECT AND WERE CREATED, EVOLVED AND DEVELOPED FOR THE USE ON, AND IN CONNECTION WITH THE SPECIFIED PROJECT.
NONE OF SUCH IDEAS, DESIGNS, ARRANGEMENTS OR PLANS SHALL BE USED BY OR DISCLOSED TO ANY PERSON, FIRM OR CORPORATION FOR ANY PURPOSE WHATSOEVER WITHOUT THE WRITTEN PERMISSION OF RONNETTE RILEY ARCHITECT.

© Copyright Ronnette Riley *Architect* 2021

Ronnette Riley *Architect*

494 Eighth Avenue, 15th Floor
New York, NY 10001
T 212 594 4015
F 212 594 2868
www.ronnetteriley.com

MEP Engineer:

Loring Consulting Engineers, Inc.
360 West 31st Street, 14th Floor
New York, NY 10001-2727
T 212-563 7400
www.loringengineers.com
New York City .Washington, DC . Princeton . Durham . Toronto

Structural Engineer:

Silman
32 Old Slip, 10th Floor
New York, NY 10005
T 212-620 7970
www.Silman.com

Rev	Date	Issue
	11 JUN 2021	Issue for SD Review
	22 OCT 2021	DD Review
	23 NOV 2021	DD Submission
	4 MAR 2022	Issue for Final DD
	6 DEC 2022	CD Review
	23 MAR 2023	CD FINAL

Title
FINISH SCHEDULE

Date	06-11-2021
Project No.	4107
Drawing By	MS
CHK By	YM
Scale	

A705 .00 (DOB Rev) of

DOB SCAN

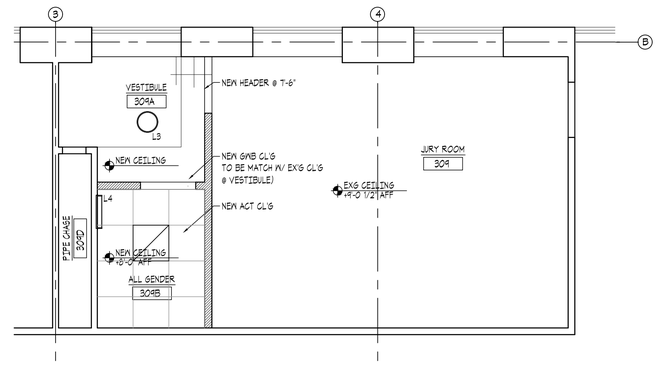

5 REFLECTED CEILING PLAN
1/4"=1'-0"

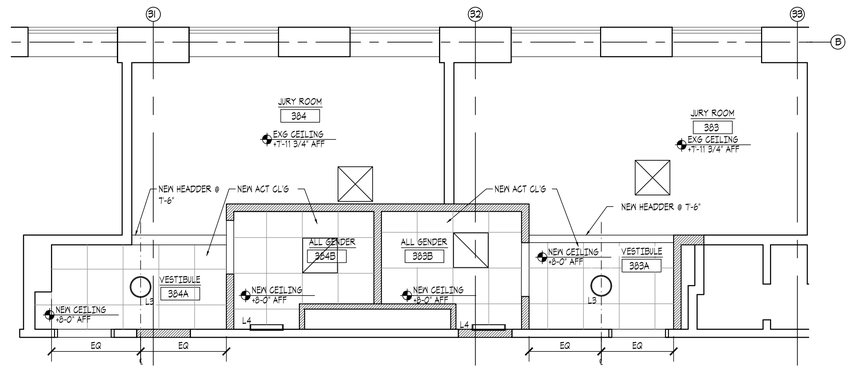

4 REFLECTED CEILING PLAN
1/4"=1'-0"

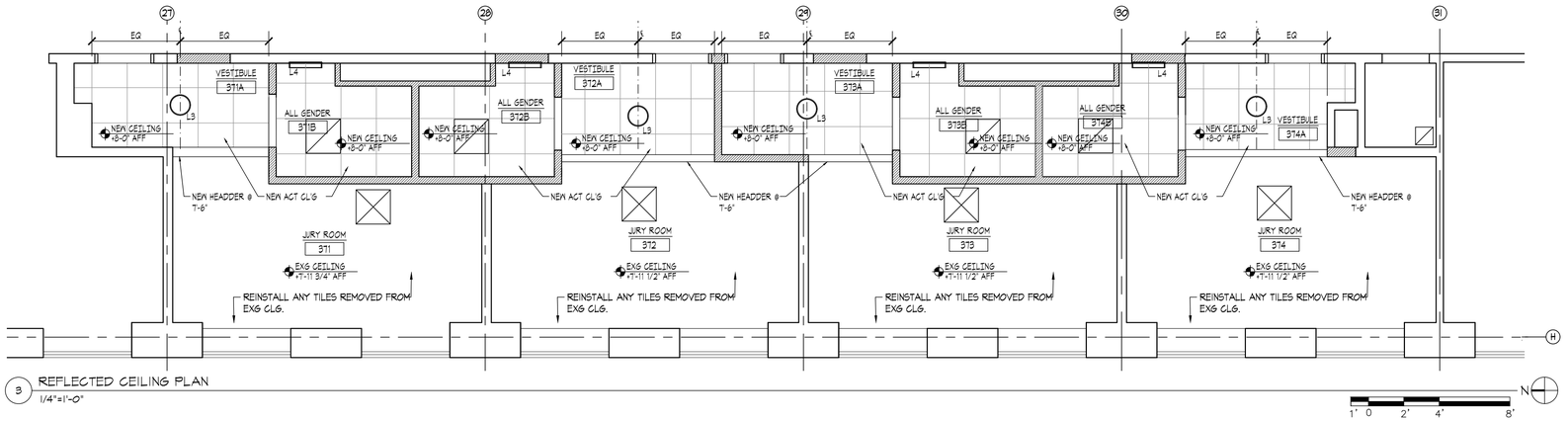

3 REFLECTED CEILING PLAN
1/4"=1'-0"

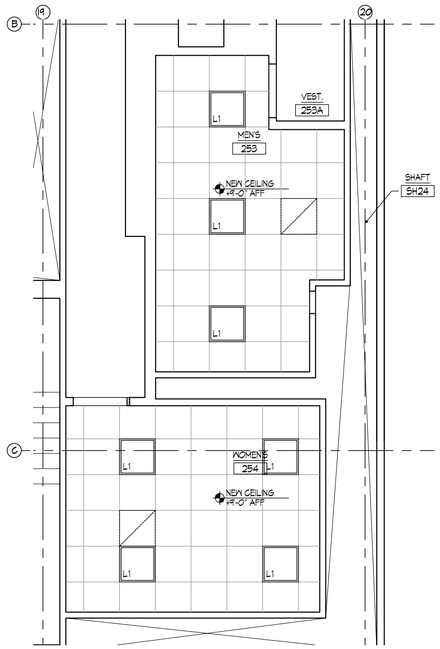

2 REFLECTED CEILING PLAN
1/4"=1'-0"

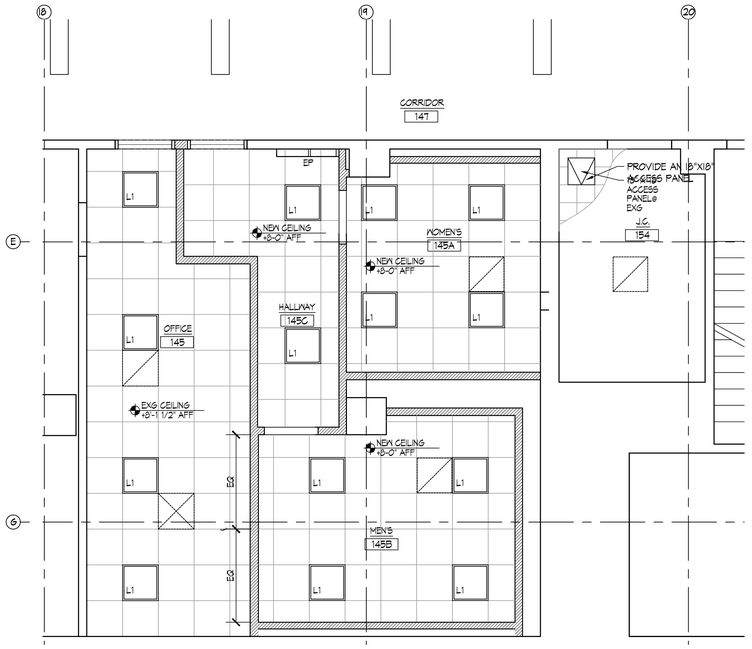

1 REFLECTED CEILING PLAN
1/4"=1'-0"

KINGS COUNTY SUPREME COURT BUILDING ACCESSIBILITY RENOVATIONS

360 Adams Street
Brooklyn NY 11201

Conditions

ALL IDEAS, DESIGNS, ARRANGEMENTS AND PLANS INDICATED OR REPRESENTED BY THIS DRAWING ARE OWNED BY, AND THE PROPERTY OF RONNETTE RILEY ARCHITECT AND WERE CREATED, EVOLVED AND DEVELOPED FOR THE USE ON, AND IN CONNECTION WITH THE SPECIFIED PROJECT.
NONE OF SUCH IDEAS, DESIGNS, ARRANGEMENTS OR PLANS SHALL BE USED BY OR DISCLOSED TO ANY PERSON, FIRM OR CORPORATION FOR ANY PURPOSE WHATSOEVER WITHOUT THE WRITTEN PERMISSION OF RONNETTE RILEY ARCHITECT.

© Copyright Ronnette Riley *Architect* 2021

Ronnette Riley *Architect*

494 Eighth Avenue, 15th Floor
New York, NY 10001
T 212 594 4015
F 212 594 2868
www.ronnetteriley.com

MEP Engineer:

Loring Consulting Engineers, Inc.
360 West 31st Street, 14th Floor
New York, NY 10001-2727
T 212-563 7400
www.loringengineers.com
New York City .Washington, DC . Princeton . Durham . Toronto

Structural Engineer:

Silman
32 Old Slip, 10th Floor
New York, NY 10005
T 212-620 7970
www.Silman.com

Rev	Date	Issue
	11 JUN 2021	Issue for SD Review
	22 OCT 2021	DD Review
	23 NOV 2021	DD Submission
	4 MAR 2022	Issue for Final DD
	6 DEC 2022	CD Review
	23 MAR 2023	CD FINAL

Title

REFLECTED CEILING PLANS 1ST, 2ND, 3RD FLRS

Date	06-11-2021
Project No.	4107
Drawing By	
CHK By	
Scale	AS NOTED

A801 .00 (DOB Rev)
_ of _

DOB SCAN

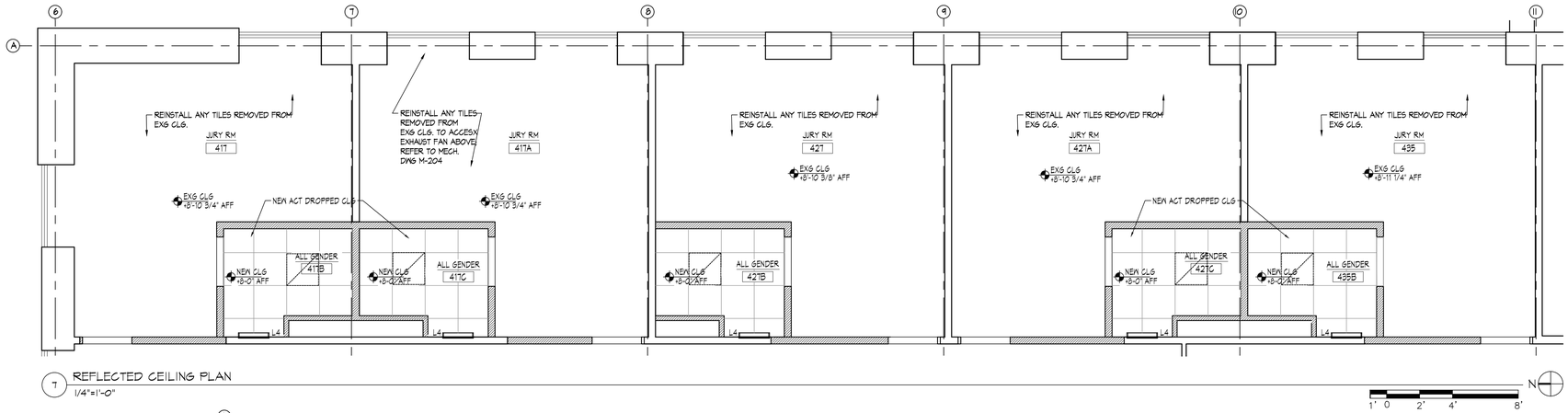

7 REFLECTED CEILING PLAN
1/4"=1'-0"

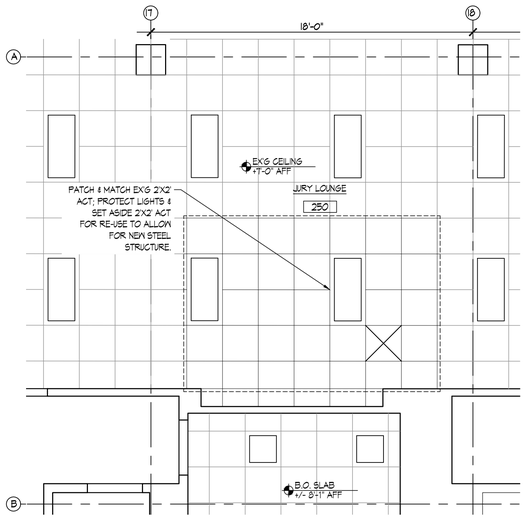

6 REFLECTED CEILING PLAN - JURY LOUNGE 250
1/4"=1'-0"

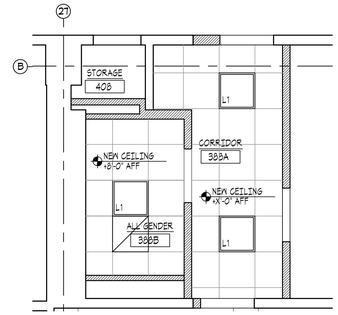

4 REFLECTED CEILING PLAN
1/4"=1'-0"

3 REFLECTED CEILING PLAN
1/4"=1'-0"

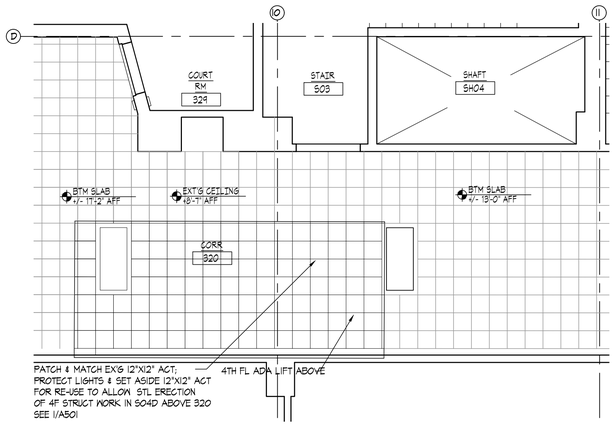

5 REFLECTED CEILING PLAN - CORRIDOR OUTSIDE OF 317D, 335D
1/4"=1'-0"

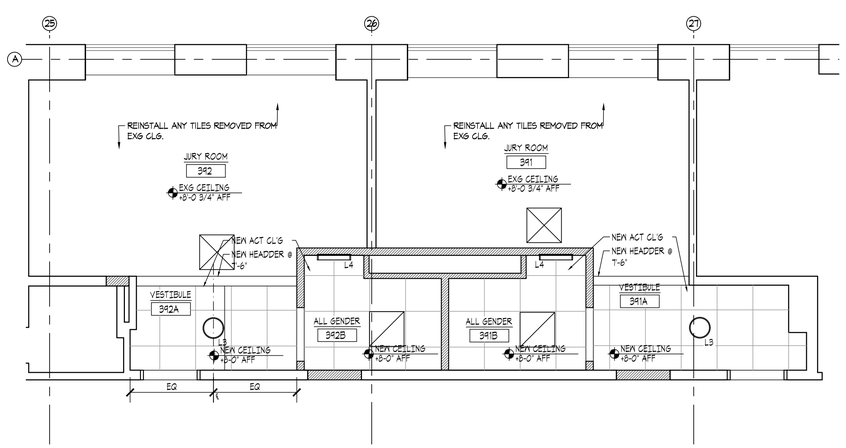

2 REFLECTED CEILING PLAN
1/4"=1'-0"

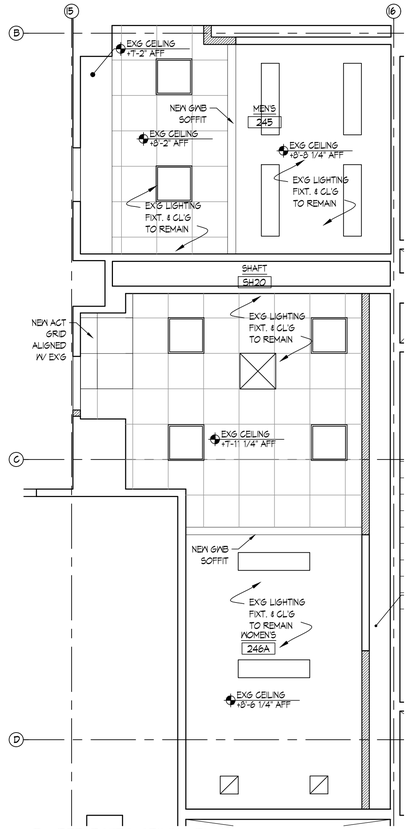

1 REFLECTED CEILING PLAN
1/4"=1'-0"

KINGS COUNTY SUPREME COURT BUILDING ACCESSIBILITY RENOVATIONS

360 Adams Street
Brooklyn NY 11201

Conditions

ALL IDEAS, DESIGNS, ARRANGEMENTS AND PLANS INDICATED OR REPRESENTED BY THIS DRAWING ARE OWNED BY, AND THE PROPERTY OF RONNETTE RILEY ARCHITECT AND WERE CREATED, EVOLVED AND DEVELOPED FOR THE USE ON, AND IN CONNECTION WITH THE SPECIFIED PROJECT.
NONE OF SUCH IDEAS, DESIGNS, ARRANGEMENTS OR PLANS SHALL BE USED BY OR DISCLOSED TO ANY PERSON, FIRM OR CORPORATION FOR ANY PURPOSE WHATSOEVER WITHOUT THE WRITTEN PERMISSION OF RONNETTE RILEY ARCHITECT.

© Copyright Ronnette Riley *Architect* 2021

Ronnette Riley *Architect*

494 Eighth Avenue, 15th Floor
New York, NY 10001
T 212 594 4015
F 212 594 2868
www.ronnetteriley.com

MEP Engineer:

Loring Consulting Engineers, Inc.
360 West 31st Street, 14th Floor
New York, NY 10001-2727
T 212-563 7400
www.loringengineers.com
New York City .Washington, DC . Princeton . Durham . Toronto

Structural Engineer:

Silman
32 Old Slip, 10th Floor
New York, NY 10005
T 212-620 7970
www.Silman.com

Rev	Date	Issue
	11 JUN 2021	Issue for SD Review
	22 OCT 2021	DD Review
	23 NOV 2021	DD Submission
	4 MAR 2022	Issue for Final DD
	6 DEC 2022	CD Review
	23 MAR 2023	CD FINAL

Title

REFLECTED CEILING PLANS 2ND, 3RD, 4TH FLRS

Date	06-11-2021
Project No.	4107
Drawing By	KGS,CQ
CHK By	BL,YM
Scale	AS NOTED

DOB Rev

A802 .00

_ of __

DOB SCAN

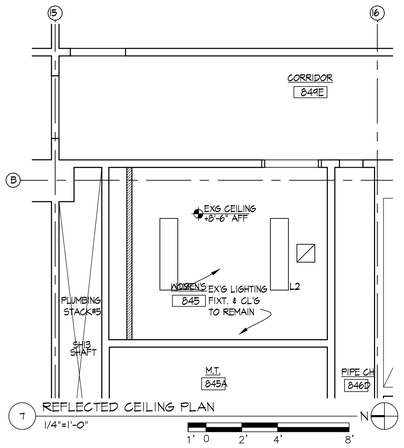

7 REFLECTED CEILING PLAN
1/4"=1'-0"

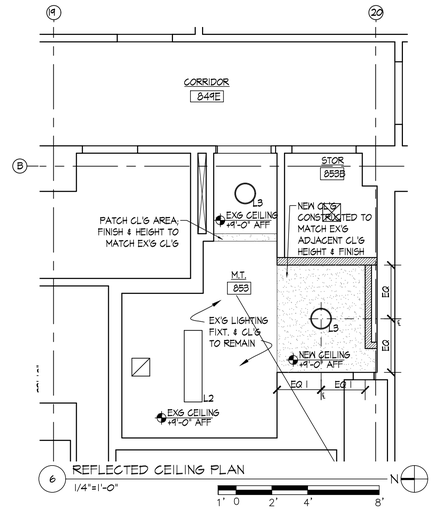

6 REFLECTED CEILING PLAN
1/4"=1'-0"

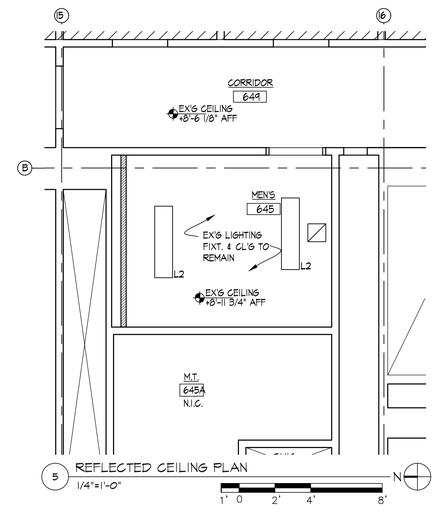

5 REFLECTED CEILING PLAN
1/4"=1'-0"

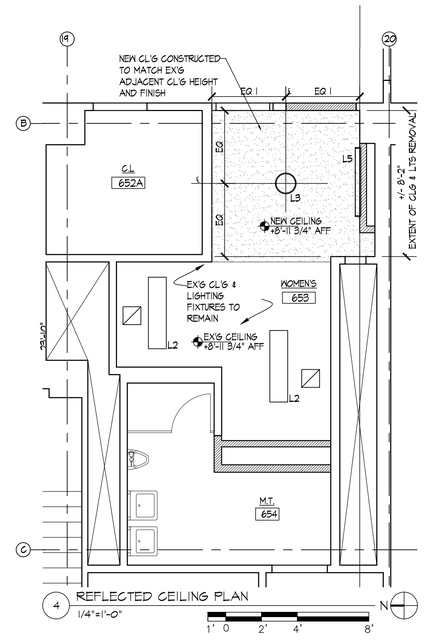

4 REFLECTED CEILING PLAN
1/4"=1'-0"

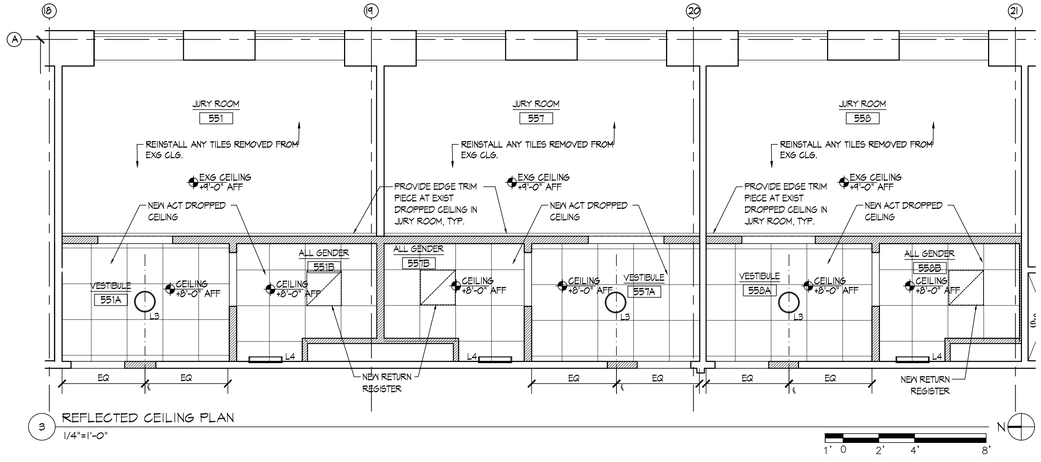

3 REFLECTED CEILING PLAN
1/4"=1'-0"

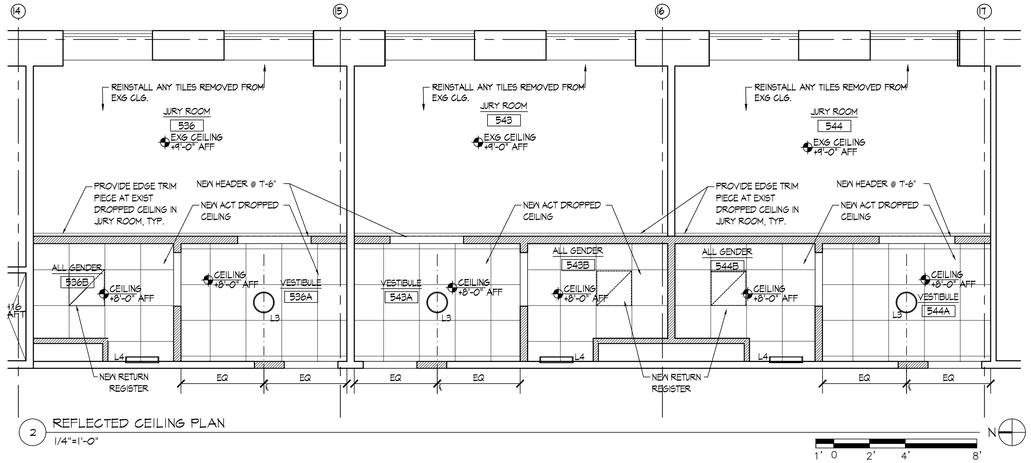

2 REFLECTED CEILING PLAN
1/4"=1'-0"

KINGS COUNTY SUPREME COURT BUILDING ACCESSIBILITY RENOVATIONS

360 Adams Street
Brooklyn NY 11201

Conditions

ALL IDEAS, DESIGNS, ARRANGEMENTS AND PLANS INDICATED OR REPRESENTED BY THIS DRAWING ARE OWNED BY, AND THE PROPERTY OF RONNETTE RILEY ARCHITECT AND WERE CREATED, EVOLVED AND DEVELOPED FOR THE USE ON, AND IN CONNECTION WITH THE SPECIFIED PROJECT.
NONE OF SUCH IDEAS, DESIGNS, ARRANGEMENTS OR PLANS SHALL BE USED BY OR DISCLOSED TO ANY PERSON, FIRM OR CORPORATION FOR ANY PURPOSE WHATSOEVER WITHOUT THE WRITTEN PERMISSION OF RONNETTE RILEY ARCHITECT.

© Copyright Ronnette Riley *Architect* 2021

Ronnette Riley *Architect*

494 Eighth Avenue, 15th Floor
New York, NY 10001
T 212 594 4015
F 212 594 2868
www.ronnetteriley.com

MEP Engineer:

Loring Consulting Engineers, Inc.
360 West 31st Street, 14th Floor
New York, NY 10001-2727
T 212-563 7400
www.loringengineers.com
New York City .Washington, DC . Princeton . Durham . Toronto

Structural Engineer:

Silman
32 Old Slip, 10th Floor
New York, NY 10005
T 212-620 7970
www.Silman.com

Rev	Date	Issue
	11 JUN 2021	Issue for SD Review
	22 OCT 2021	DD Review
	23 NOV 2021	DD Submission
	4 MAR 2022	Issue for Final DD
	6 DEC 2022	CD Review
	23 MAR 2023	CD FINAL

Title

REFLECTED CEILING PLANS 5TH, 6TH, 8TH FLRS

Date	06-11-2021
Project No.	4107
Drawing By	KGS,CQ
CHK By	BL,YM
Scale	AS NOTED

DOB Rev
A803 .00
_ of _

DOB SCAN

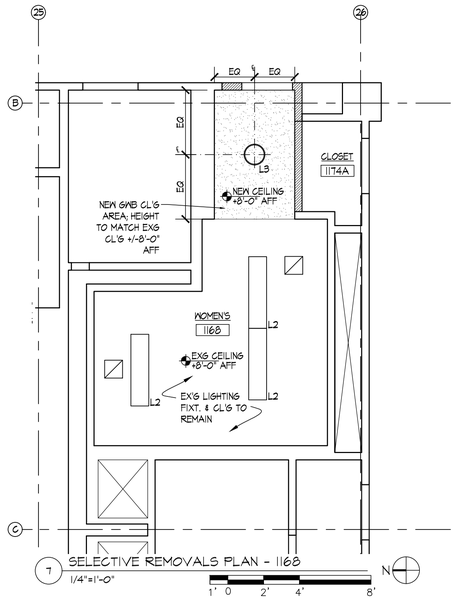

7 SELECTIVE REMOVALS PLAN - 1168
1/4"=1'-0"

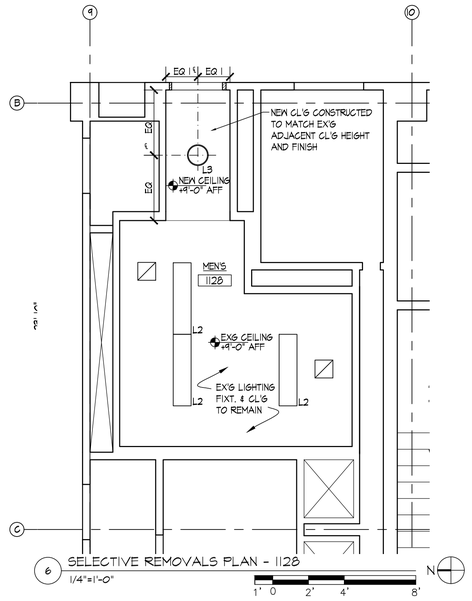

6 SELECTIVE REMOVALS PLAN - 1128
1/4"=1'-0"

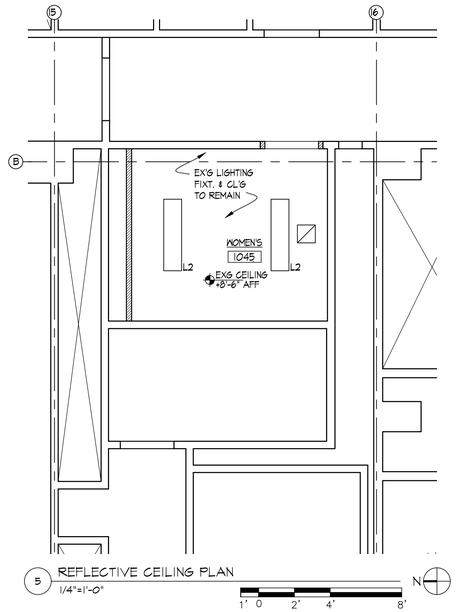

5 REFLECTIVE CEILING PLAN
1/4"=1'-0"

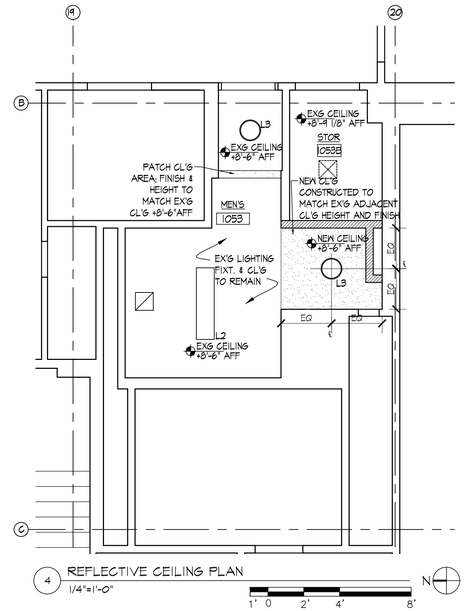

4 REFLECTIVE CEILING PLAN
1/4"=1'-0"

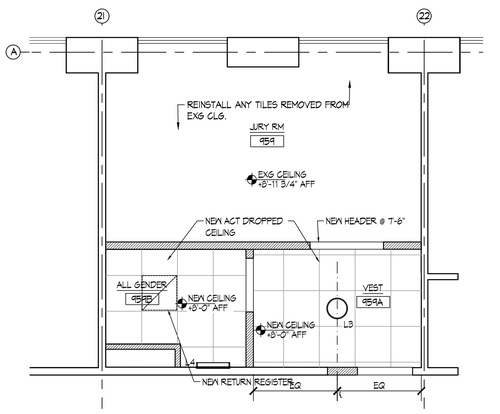

3 REFLECTED CEILING PLAN
1/4"=1'-0"

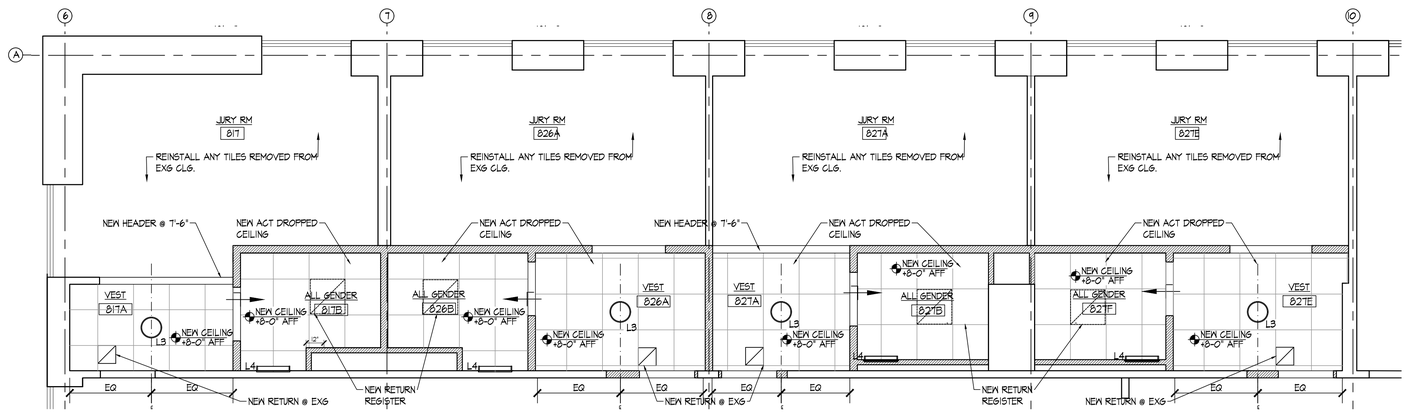

2 REFLECTED CEILING PLAN
1/4"=1'-0"

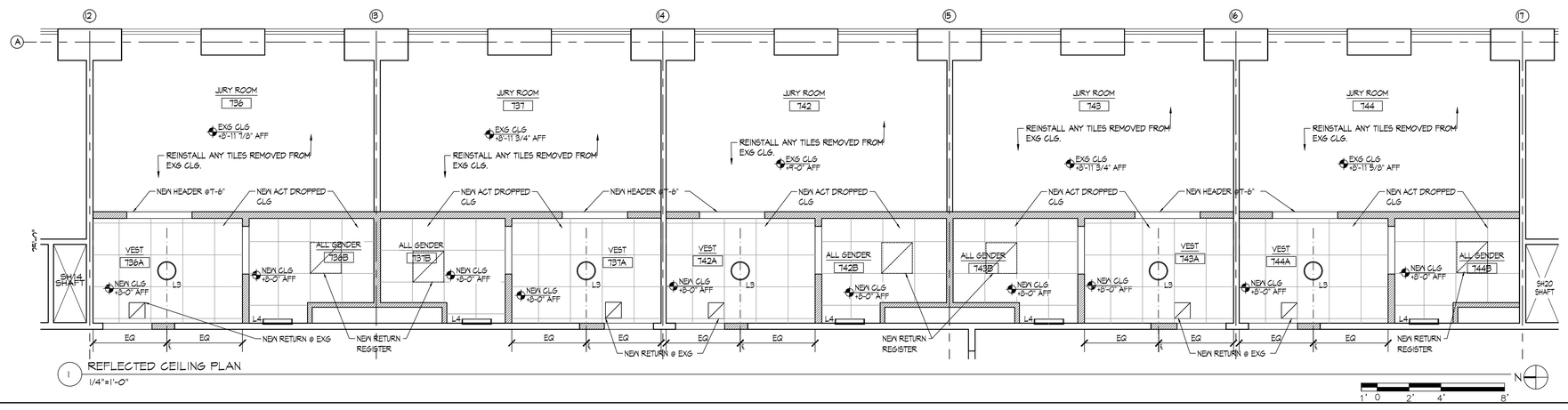

1 REFLECTED CEILING PLAN
1/4"=1'-0"

KINGS COUNTY SUPREME COURT BUILDING ACCESSIBILITY RENOVATIONS

360 Adams Street
Brooklyn NY 11201

Conditions

ALL IDEAS, DESIGNS, ARRANGEMENTS AND PLANS INDICATED OR REPRESENTED BY THIS DRAWING ARE OWNED BY, AND THE PROPERTY OF RONNETTE RILEY ARCHITECT AND WERE CREATED, EVOLVED AND DEVELOPED FOR THE USE ON, AND IN CONNECTION WITH THE SPECIFIED PROJECT.
NONE OF SUCH IDEAS, DESIGNS, ARRANGEMENTS OR PLANS SHALL BE USED BY OR DISCLOSED TO ANY PERSON, FIRM OR CORPORATION FOR ANY PURPOSE WHATSOEVER WITHOUT THE WRITTEN PERMISSION OF RONNETTE RILEY ARCHITECT.

© Copyright Ronnette Riley *Architect* 2021

Ronnette Riley *Architect*

494 Eighth Avenue, 15th Floor
New York, NY 10001
T 212 594 4015
F 212 594 2868
www.ronnetteriley.com

MEP Engineer:

Loring Consulting Engineers, Inc.
360 West 31st Street, 14th Floor
New York, NY 10001-2727
T 212-563 7400
www.loringengineers.com
New York City .Washington, DC . Princeton . Durham . Toronto

Structural Engineer:

Silman
32 Old Slip, 10th Floor
New York, NY 10005
T 212-620 7970
www.Silman.com

Rev	Date	Issue
	11 JUN 2021	Issue for SD Review
	22 OCT 2021	DD Review
	23 NOV 2021	DD Submission
	4 MAR 2022	Issue for Final DD
	6 DEC 2022	CD Review
	23 MAR 2023	CD FINAL

Title

REFLECTED CEILING PLANS 7TH, 11TH FLRS

Date	06-11-2021
Project No.	4107
Drawing By	KGS,CQ
CHK By	BL,YM
Scale	AS NOTED

DOB Rev

A804 .00

_ of _

DOB SCAN

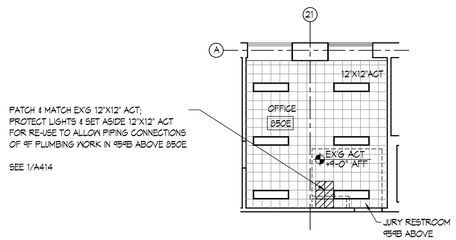

PATCH & MATCH EXG 12'X12' ACT;
PROTECT LIGHTS & SET ASIDE 12'X12' ACT
FOR RE-USE TO ALLOW PIPING CONNECTIONS
OF 8F PLUMBING WORK IN 854B ABOVE 850E

SEE 1/A414

12 8TH FLR CONSTR. RCP - OFFICE 850E
1/8"=1'-0"

PATCH & MATCH EXG 12'X12' ACT & GWB;
PROTECT LIGHTS & SET ASIDE 12'X12' ACT & GWB
FOR RE-USE TO ALLOW PIPING CONNECTIONS
& CAPPING TO STACK #3 OF 8F PLUMBING WORK
IN 817B & 826B / 827B & 827F ABOVE

SEE 1/A413

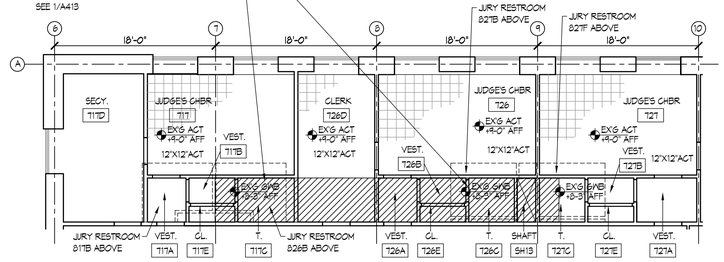

11 7TH FLR CONSTR. RCP - JUDGE'S CHBR 717, 726, 727 & SECY 717D & CLERK 726D
1/8"=1'-0"

PATCH & MATCH EXG 12'X12' ACT;
PROTECT LIGHTS & SET ASIDE 12'X12' ACT
FOR RE-USE TO ALLOW PIPING CONNECTIONS
& CAPPING TO STACK #4 OF 7F PLUMBING WORK
IN 736B & 737B / 742B & 743B / 744B ABOVE

SEE 5/A411

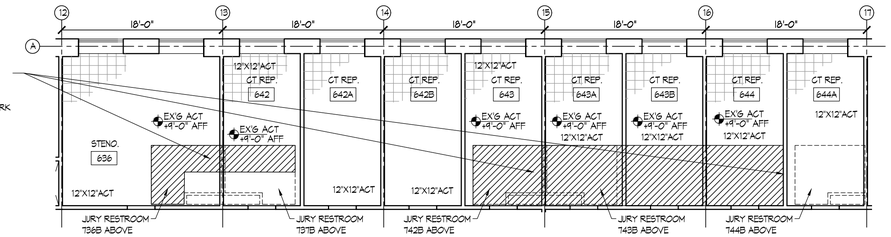

10 6TH FLR CONSTR. RCP - STENO 636 & CT REP. 642, 643, 643A, 643B, 644, 644A
1/8"=1'-0"

PATCH & MATCH EXG 12'X12' ACT;
PROTECT LIGHTS & SET ASIDE 12'X12' ACT
FOR RE-USE TO ALLOW PIPING CONNECTIONS
OF 7F PLUMBING WORK IN 551B & 557B / 558B ABOVE

SEE 1/A409

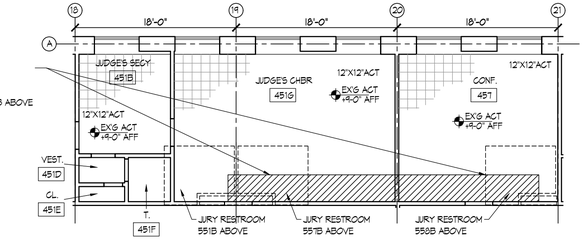

9 4TH FLR CONSTR. RCP - SECY 451B & JUDGE'S CHBR 451G & CONF 457
1/8"=1'-0"

PATCH & MATCH EXG 12'X12' ACT;
PROTECT LIGHTS & SET ASIDE 12'X12' ACT
FOR RE-USE TO ALLOW PIPING CONNECTIONS
OF 7F PLUMBING WORK IN 536B / 543B & 544B ABOVE

SEE 1/A409

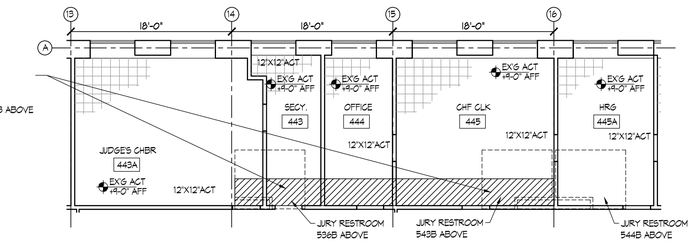

8 4TH FLR CONSTR. RCP - JUDGE'S CHBR 443A & SECY 443 & OFFICE 444 & CHF CLK 445 & HRG 445A
1/8"=1'-0"

PATCH & MATCH EXG 12'X12' ACT & GWB;
PROTECT LTS & SET ASIDE ACT FOR RE-USE
TO ALLOW PIPING CONNECTIONS & CAPPING
TO STACK #3 OF 4F PLUMB WORK
IN 411B & 417C / 421B / 427C & 435B ABOVE

SEE 1/A407

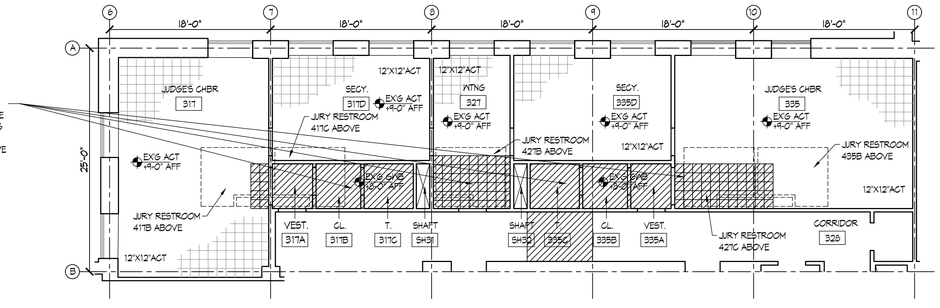

7 3RD FLR CONSTR. RCP - JUDGE'S CHBR 317, 335 & SECY 317D, 335D & WAITING 321
1/8"=1'-0"

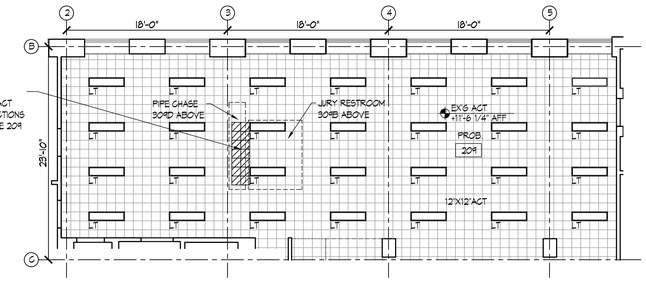

PATCH & MATCH EXG 12'X12' ACT;
PROTECT LIGHTS & SET ASIDE 12'X12' ACT
FOR RE-USE TO ALLOW PIPING CONNECTIONS
OF 3F PLUMBING WORK IN 304B ABOVE 209

SEE 1/A405

5 2ND FLR CONSTR. RCP - PROB 209
1/8"=1'-0"

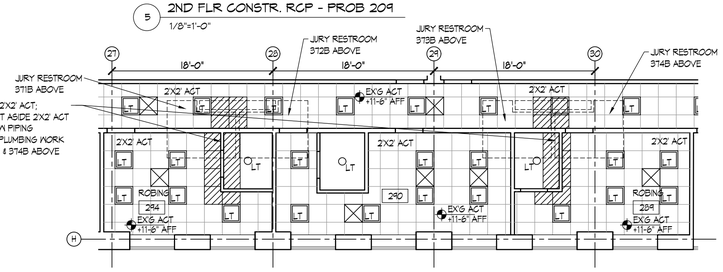

PATCH & MATCH EXG 2X2' ACT;
PROTECT LIGHTS & SET ASIDE 2X2' ACT
FOR RE-USE TO ALLOW PIPING
CONNECTIONS OF 3F PLUMBING WORK
IN 371B & 372B / 373B & 374B ABOVE

SEE 4/A405

4 2ND FLR CONSTR. RCP - ROBING 289, 290, 294 & CORRIDOR
1/8"=1'-0"

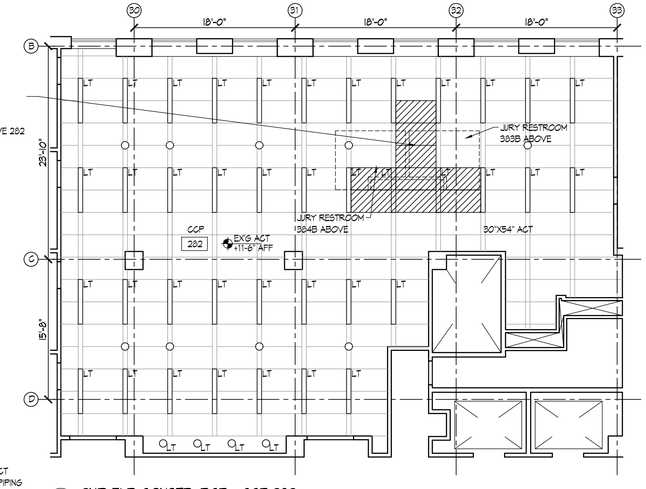

PATCH & MATCH EXG 30"X54" ACT;
PROTECT LIGHTS & SET ASIDE ACT
FOR RE-USE TO ALLOW PIPING CONNECTIONS
OF 3F PLUMBING WORK IN 383B & 384B ABOVE 282

SEE 6/A405

3 2ND FLR CONSTR. RCP - CCP 282
1/8"=1'-0"

PATCH & MATCH WALL;
PROTECT 4 SET ASIDE ACT
FOR RE-USE TO ALLOW PIPING
CONNECTIONS OF 3F PLUMBING
WORK IN 388B ABOVE 277

SEE 2/A405

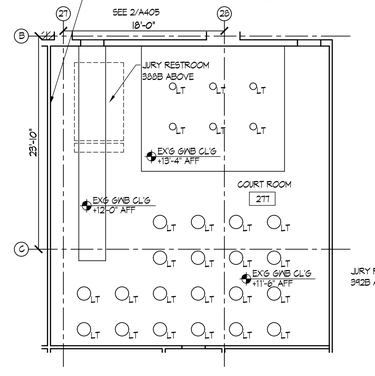

2 2ND FLR CONSTR. RCP - COURT ROOM 277
1/8"=1'-0"

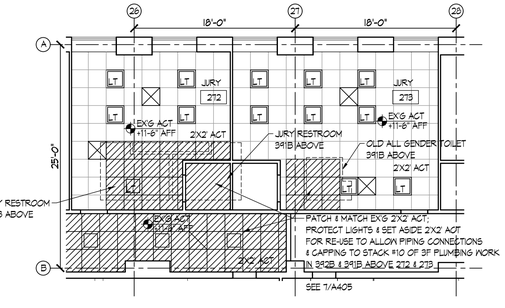

PATCH & MATCH EXG 2X2' ACT;
PROTECT LIGHTS & SET ASIDE 2X2 ACT
FOR RE-USE TO ALLOW PIPING CONNECTIONS
& CAPPING TO STACK #10 OF 3F PLUMBING WORK
IN 342B & 341B ABOVE 272 & 273

SEE 1/A405

1 2ND FLR CONSTR. RCP - JURY 272, 273 & CORRIDOR
1/8"=1'-0"

LEGEND
AREA TO BE RESTORED
SPACE ABOVE

KINGS COUNTY SUPREME COURT BUILDING ACCESSIBILITY RENOVATIONS

360 Adams Street
Brooklyn NY 11201

Conditions

ALL IDEAS, DESIGNS, ARRANGEMENTS AND PLANS INDICATED OR REPRESENTED BY THIS DRAWING ARE OWNED BY, AND THE PROPERTY OF RONNETTE RILEY ARCHITECT AND WERE CREATED, EVOLVED AND DEVELOPED FOR THE USE ON, AND IN CONNECTION WITH THE SPECIFIED PROJECT.
NONE OF SUCH IDEAS, DESIGNS, ARRANGEMENTS OR PLANS SHALL BE USED BY OR DISCLOSED TO ANY PERSON, FIRM OR CORPORATION FOR ANY PURPOSE WHATSOEVER WITHOUT THE WRITTEN PERMISSION OF RONNETTE RILEY ARCHITECT.

© Copyright Ronnette Riley *Architect* 2021

Ronnette Riley *Architect*

494 Eighth Avenue, 15th Floor
New York, NY 10001
T 212 594 4015
F 212 594 2868
www.ronnetteriley.com

MEP Engineer:

Loring Consulting Engineers, Inc.
360 West 31st Street, 14th Floor
New York, NY 10001-2727
T 212-563 7400
www.loringengineers.com
New York City . Washington, DC . Princeton . Durham . Toronto

Structural Engineer:

Silman
32 Old Slip, 10th Floor
New York, NY 10005
T 212-620 7970
www.Silman.com

Rev	Date	Issue
	11 JUN 2021	Issue for SD Review
	22 OCT 2021	DD Review
	23 NOV 2021	DD Submission
	4 MAR 2022	Issue for Final DD
	6 DEC 2022	CD Review
	23 MAR 2023	CD FINAL

Title

2, 3, 4, 6, 7, 8TH FL RCP (Spaces below New Work)

Date	06-11-2021
Project No.	4107
Drawing By	CQ, SLJ
CHK By	BTL, YM
Scale	AS NOTED

DOB Rev
A805 .00
_of__

DOB SCAN

F:\2021 Jobs\4107 DCAS 360 Adams SD-CA\05 Drawings\RSRA Set\Plans\4107_Jury Restrooms.dwg 03/30/23 - 11:11am CQ

LEGEND

AREA TO BE RESTORED

SPACE ABOVE

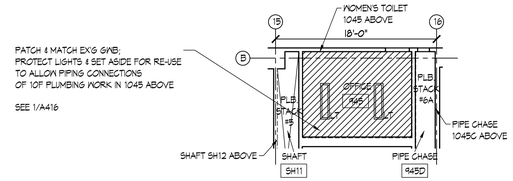

6 9TH FLR CONSTR. RCP - OFFICE 945
1/8"=1'-0"

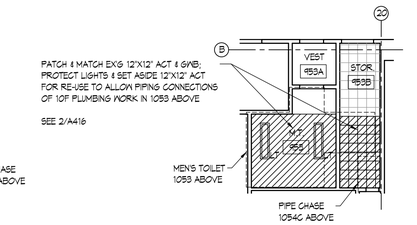

5 9TH FLR CONSTR. RCP - MEN'S TOILET 953 & STORAGE 953B
1/8"=1'-0"

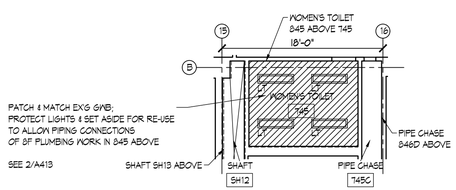

4 7TH FLR CONSTR. RCP - WOMEN'S TOILET 745
1/8"=1'-0"

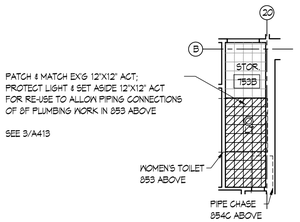

3 7TH FLR CONSTR. RCP - STORAGE 753B
1/8"=1'-0"

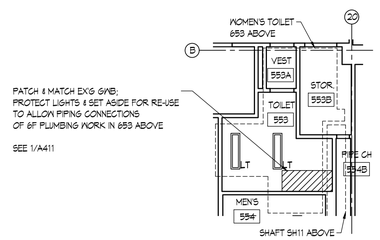

2 5TH FLR CONSTR. RCP - TOILET 553
1/8"=1'-0"

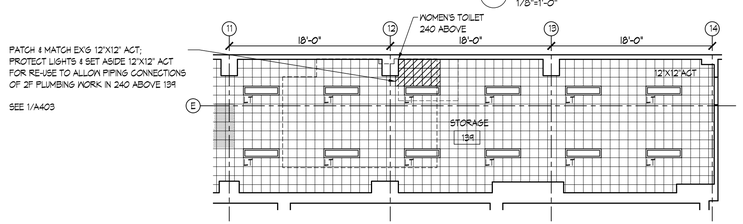

1 1ST FLR CONSTR. RCP - STORAGE 139
1/8"=1'-0"

KINGS COUNTY SUPREME COURT BUILDING ACCESSIBILITY RENOVATIONS

360 Adams Street
Brooklyn NY 11201

Conditions

ALL IDEAS, DESIGN, ARRANGEMENTS AND PLANS INDICATED OR REPRESENTED BY THIS DRAWING ARE OWNED BY, AND THE PROPERTY OF RONNETTE RILEY ARCHITECT AND WERE CREATED, EVOLVED AND DEVELOPED FOR THE USE ON, AND IN CONNECTION WITH THE SPECIFIED PROJECT.
NONE OF SUCH IDEAS, DESIGNS, ARRANGEMENTS OR PLANS SHALL BE USED BY OR DISCLOSED TO ANY PERSON, FIRM OR CORPORATION FOR ANY PURPOSE WHATSOEVER WITHOUT THE WRITTEN PERMISSION OF RONNETTE RILEY ARCHITECT.

© Copyright Ronnette Riley *Architect* 2021

Ronnette Riley *Architect*

494 Eighth Avenue, 15th Floor
New York, NY 10001
T 212 594 4015
F 212 594 2868
www.ronnetteriley.com

MEP Engineer:

Loring Consulting Engineers, Inc.
360 West 31st Street, 14th Floor
New York, NY 10001-2727
T 212-563 7400
www.loringengineers.com
New York City .Washington, DC . Princeton . Durham . Toronto

Structural Engineer:

Silman
32 Old Slip, 10th Floor
New York, NY 10005
T 212-620 7970
www.Silman.com

Rev	Date	Issue
	11 JUN 2021	Issue for SD Review
	22 OCT 2021	DD Review
	23 NOV 2021	DD Submission
	4 MAR 2022	Issue for Final DD
	6 DEC 2022	CD Review
	23 MAR 2023	CD FINAL

Title

1, 5, 7, 9TH FL RCP
(Spaces Below New Work)

Date	06-11-2021
Project No.	4107
Drawing By	CQ,SLJ
CHK By	BTL,YM
Scale	AS NOTED

A806 .00 (DOB Rev)

_ of __

DOB SCAN

GENERAL NOTES

1. ALL STRUCTURAL WORK SHALL BE COORDINATED WITH ARCHITECTURAL AND MECHANICAL DRAWINGS AND SHALL CONFORM TO THE PROJECT SPECIFICATIONS, INCLUDING THE 2014 NYC BUILDING CODE. ALL GOVERNING STANDARDS LISTED IN THESE NOTES SHALL BE THE EDITION REFERENCED IN THIS GOVERNING CODE.

2. CONTRACTOR SHALL PROVIDE TEMPORARY SHORING, BRACING AND SHEETING AND SHALL MAKE SAFE ALL FLOORS, ROOFS, WALLS AND ADJACENT PROPERTY AS PROJECT CONDITIONS REQUIRE. SHORING AND SHEETING SHALL BE DESIGNED BY A REGISTERED PROFESSIONAL ENGINEER LICENSED IN THE PROJECT JURISDICTION, HIRED BY THE CONTRACTOR, WHO SHALL SUBMIT SHOP DRAWINGS AND CALCULATIONS FOR THE OWNER'S REVIEW.

3. DIMENSIONS AND ELEVATIONS OF EXISTING CONSTRUCTION GIVEN IN STRUCTURAL DRAWINGS ARE BASED ON INFORMATION CONTAINED IN VARIOUS ORIGINAL DESIGN AND CONSTRUCTION DOCUMENTS PROVIDED BY THE OWNER, AND LIMITED FIELD OBSERVATIONS AND MEASUREMENTS. THE CONTRACTOR SHALL VERIFY ALL INFORMATION PERTAINING TO EXISTING CONDITIONS BY ACTUAL MEASUREMENT AND OBSERVATION AT THE SITE. ALL DISCREPANCIES BETWEEN ACTUAL CONDITIONS AND THOSE SHOWN IN THE CONTRACT DOCUMENTS SHALL BE REPORTED TO THE ENGINEER OF RECORD FOR EVALUATION BEFORE THE AFFECTED CONSTRUCTION IS PUT IN PLACE.

4. THE CONTRACT DRAWINGS AND SPECIFICATIONS ARE COMPLEMENTARY. THESE NOTES HIGHLIGHT RATHER THAN REPLACE THE SPECIFICATIONS CONTAINED IN THE PROJECT MANUAL. CONTRACTOR SHALL NOTIFY THE ARCHITECT AND ENGINEER OF ANY CONFLICTS FOR GUIDANCE.

CONCRETE

1. ALL CONCRETE WORK SHALL CONFORM TO THE FOLLOWING GOVERNING STANDARDS.
   - A. AMERICAN CONCRETE INSTITUTE (ACI) "BUILDING CODE REQUIREMENTS FOR STRUCTURAL CONCRETE" (ACI 318).
   - B. ACI "MANUAL OF CONCRETE PRACTICE" LATEST EDITION
   - C. CONCRETE REINFORCING STEEL INSTITUTE (CRSI) "MANUAL OF STANDARD PRACTICE".

2. ALL CONCRETE COMPOSITE ON METAL DECK SHALL BE LIGHT WEIGHT CONCRETE WITH A MINIMUM COMPRESSIVE STRENGTH OF 4,000 PSI AT 28 DAYS, UNLESS OTHERWISE NOTED.

3. REINFORCING STEEL SHALL BE DEFORMED BARS CONFORMING TO ASTM A615, GRADE 60 OR A775 EPOXY COATED WHEN CALLED OUT ON PLAN. REINFORCING STEEL SHALL BE DETAILED ACCORDING TO THE ACI "DETAILS AND DETAILING OF REINFORCEMENT", (ACI 315).

4. WELDED WIRE REINFORCEMENT (WWR) SHALL CONFORM TO ASTM A1064, WITH A MINIMUM YIELD STRENGTH OF 65,000 PSI.

5. REINFORCING STEEL TO BE WELDED TO CONFORM TO ASTM A706 GRADE 60.

6. COORDINATE SIZE AND LOCATION OF ALL OPENINGS AND PIPE SLEEVES WITH ALL OTHER DISCIPLINES. MINIMUM CONCRETE BETWEEN SLEEVES SHALL BE 6".

7. ALL GROUT SHALL BE NONSHRINK WITH A MINIMUM COMPRESSIVE STRENGTH OF 5000 PSI.

8. MINIMUM CONCRETE COVER FOR REINFORCING STEEL IN CAST-IN-PLACE NON-PRESTRESSED MEMBERS SHALL BE AS FOLLOWS:
   - A. ALL CONCRETE CAST AGAINST AND PERMANENTLY IN CONTACT WITH GROUND: 3"
   - B. ALL CONCRETE EXPOSED TO WEATHER OR IN CONTACT WITH GROUND:
     - a. 2" (#6 THROUGH #18 BARS)
     - b. 1½" (#5 BAR, W31 OR D31 WIRE, AND SMALLER)
   - C. NOT EXPOSED TO WEATHER OR IN CONTACT WITH GROUND:
     - a. SLABS, JOISTS, AND WALLS:
       - 1½" (#14 THROUGH #18 BARS)
       - ¾" (#11 BAR AND SMALLER)
     - b. BEAMS, COLUMNS, PEDESTALS, AND TENSION TIES (STIRRUPS, TIES, SPIRALS, HOOPS, AND PRIMARY REINFORCEMENT): 1½"

9. SHOP DRAWINGS SHALL BE SUBMITTED TO THE STRUCTURAL ENGINEER FOR REVIEW AND APPROVAL. NO CONCRETE WORK SHALL COMMENCE WITHOUT APPROVED SHOP DRAWINGS.

10. WELDED WIRE REINFORCEMENT IN COMPOSITE CONSTRUCTION SHALL HAVE TENSION SPLICES AND BE ANCHORED AT DISCONTINUOUS EDGES.

STRUCTURAL STEEL

1. ALL STRUCTURAL STEEL WORK SHALL CONFORM TO THE FOLLOWING GOVERNING STANDARDS:
   - A. AISC 360 "SPECIFICATION FOR STRUCTURAL STEEL BUILDINGS".
   - B. AISC 303 "CODE OF STANDARD PRACTICE FOR STEEL BUILDINGS AND BRIDGES".
   - C. AMERICAN WELDING SOCIETY (AWS D1.1) "STRUCTURAL WELDING CODE – STEEL".
   - D. RESEARCH COUNCIL ON STRUCTURAL CONNECTIONS (RCSC) "SPECIFICATION FOR STRUCTURAL JOINTS USING HIGH-STRENGTH BOLTS".

2. ALL STRUCTURAL STEEL SHALL CONFORM TO THE FOLLOWING ASTM SPECIFICATIONS:
   - A. WIDE FLANGE BEAMS, COLUMNS AND STRUCTURAL TEES: ASTM A992.
   - B. HOLLOW STRUCTURAL SECTIONS: ASTM A500, GRADE C.
   - C. STRUCTURAL PIPE SECTIONS: ASTM A53, GRADE B.
   - D. CHANNELS, ANGLES AND PLATES: ASTM A36 UNLESS OTHERWISE NOTED.
   - E. STRUCTURAL STEEL PLATE SHALL BE ASTM A572 GRADE 50 HAVING A MINIMUM YIELD POINT OF 50,000 PSI, EXCEPT WHERE THICKNESSES EXCEED 4" USE A572 GRADE 42 HAVING A MINIMUM YIELD POINT OF 42,000 PSI.
   - F. BOLTED CONNECTIONS SHALL BE PER ASTM F3125. GRADES ARE TO BE SELECTED AS FOLLOWS:
     - a. STANDARD BEAM TO BEAM/GIRDER: ASTM F3125, GRADES A325, F1852, A490 OR F2280 BOLTS IN SNUG-TIGHTENED JOINTS (⅞" DIAMETER MINIMUM WITH HARDENED WASHERS).
     - b. BEAM/GIRDER TO COLUMN CONNECTIONS, COLUMN SPLICES AND BOLTS EXPERIENCING TENSION LOADS (UNLESS OVERSIZED OR SLOTTED HOLES ARE USED, IN WHICH CASE SLIP-CRITICAL JOINTS SHALL BE USED): ASTM F3125, GRADES A325, F1852, A490 OR F2280 BOLTS IN PRETENSIONED JOINTS (¾" DIAMETER MINIMUM WITH HARDENED WASHERS).
     - c. MOMENT CONNECTIONS AND BRACED FRAME CONNECTIONS: ASTM F3125, GRADES A325, F1852, A490 OR F2280 BOLTS IN SLIP CRITICAL JOINTS (⅞" DIAMETER MINIMUM WITH HARDENED WASHERS). FAYING SURFACES SHALL BE CLASS A UNLESS OTHERWISE NOTED.
     - d. PER AISC 341, ALL BOLTS SHALL BE INSTALLED AS PRETENSIONED HIGH STRENGTH BOLTS AND MEET THE REQUIREMENTS FOR SURFACE PREPARATION FOR SLIP CRITICAL CONNECTIONS WITH CLASS A SLIP COEFFICIENT OR HIGHER. THE AVAILABLE SHEAR STRENGTH OF BOLTED JOINTS USING STANDARD HOLES SHALL BE CALCULATED AS THAT FOR BEARING TYPE JOINTS.

3. STEEL CONNECTION SHALL BE STANDARD AISC FRAMED BEAM CONNECTIONS, AND SHALL BE SELECTED OR COMPLETED BY AN EXPERIENCED STEEL DETAILER, UTILIZING ASD LOADS AND PROCEDURES.

   A. UNLESS OTHERWISE NOTED ON PLAN, PROVIDE CONNECTIONS BASED ON MINIMUM SHEAR CAPACITY REQUIREMENTS IN THE FOLLOWING TABLE

   B. REINFORCING IS TO BE PROVIDED AT CONNECTIONS WHERE CUTS REDUCE THE SHEAR OR MOMENT CAPACITY BELOW THAT REQUIRED TO SUSTAIN THE REACTION. FLANGES AND WEBS ARE TO BE REINFORCED WHERE THE LOCAL CAPACITY TO SUSTAIN CONNECTION LOADS ARE INADEQUATE. CUTS OR COPES MAY PREVENT MINIMUM NUMBER OF BOLT ROWS SHOWN ABOVE FROM BEING ACHIEVED, WHICH IS ACCEPTABLE PENDING WRITTEN APPROVAL AND CONFIRMATION THAT MINIMUM SHEAR CAPACITY HAS BEEN MET.

   C. CONNECTIONS SHALL BE DESIGNED FOR SHEAR AND ECCENTRICITY, CONSIDERING THAT THE CONNECTIONS ARE AN EXTENSION OF THE BEAMS AND GIRDERS.

MINIMUM SHEAR CAPACITY REQUIREMENTS			
NOMINAL BEAM DEPTH	MIN. SHEAR CAPACITY ASD (kips)	MIN. SHEAR CAPACITY LRFD (kips)	MIN. NUMBER OF BOLT ROWS
8", 10"	16	24	2
12", 14"	28	42	3
16"	40	62	3
18"	52	78	4
21"	58	88	4
24"	60	90	5
27"	72	108	6
30"	84	126	7
33"	94	142	7
36"	102	155	8
40"+	110	165	9

4. MINIMUM WELD SIZE IS ¼" FILLET UNLESS NOTED OTHERWISE.

5. ALL BEAMS EXCEPT CANTILEVER BEAMS SHALL BE FABRICATED AND INSTALLED WITH NATURAL CAMBER UP. CANTILEVER BEAMS SHALL BE FABRICATED AND INSTALLED SO THAT NATURAL CAMBER RAISES CANTILEVER END.

6. FIELD CUTTING OR BURNING OF STEEL IS PROHIBITED EXCEPT WITH THE EXPRESSED WRITTEN APPROVAL OF THE STRUCTURAL ENGINEER OF RECORD (IN WHICH CASE ALL BURNING OF STEEL MUST CONFORM TO THE THERMAL CUTTING REQUIREMENTS OF AISC AND AWS).

7. WELDING SHALL BE PERFORMED BY CERTIFIED, AWS-QUALIFIED WELDERS. WELDING ELECTRODES FOR CARBON STEEL SHALL BE AWS 5.1, CLASS E70XX. FOR ASTM A572 GRADE 50 KSI PLATE USE ELECTRODE E7018 OR APPROVED EQUAL (OR ELECTRODES THAT MEET THE REQUIREMENT OF___). WELDING ELECTRODES FOR ASTM A276 STAINLESS STEEL, TYPE 304, SHALL CONFORM TO AWS A5.4 FOR SHIELDED METAL ARC WELDING, ELECTRODE CLASS E308; OR AWS A5.9 FOR GAS METAL ARC WELDING, ELECTRODE CLASS ER308. WELDING ELECTRODES FOR ASTM A276 TYPE 316L STAINLESS STEEL SHALL CONFORM TO AWS A5.4 FOR SHIELDED METAL ARC WELDING, ELECTRODE CLASS E316; OR AWS A5.9 FOR GAS METAL ARC WELDING, ELECTRODE CLASS ER316. WELDING ELECTRODES FOR JOINING STAINLESS STEEL TO CARBON STEEL SHALL CONFORM TO ELECTRODE CLASS E309/ER309.

8. SHOP PAINT EXPOSED STEEL MEMBERS, STEEL MEMBERS NOT ENCASED IN CONCRETE OR SPRAY FIREPROOFED, AND ALL STEEL MEMBERS AT THE EXTERIOR WALL WITH TNEMEC V10-99 OR APPROVED EQUAL (EXCEPT FOR MEMBERS TO BE HOT-DIP GALVANIZED).

9. SHOP AND ERECTION DRAWINGS SHALL BE SUBMITTED TO THE STRUCTURAL ENGINEER FOR REVIEW AND APPROVAL. NO FABRICATION OF STEEL SHALL COMMENCE WITHOUT APPROVED SHOP DRAWINGS.

10. PROVIDE MECHANICALLY GALVANIZED BOLTS FOR EXTERIOR APPLICATIONS.

11. ALL STEEL CONNECTIONS MUST MEET THE REQUIREMENTS OF SECTION 2212 OF THE NYC BUILDING CODE.

STEEL DECK

1. STEEL DECKING WORK SHALL CONFORM TO THE AISI "NORTH AMERICAN SPECIFICATION FOR THE DESIGN OF COLD-FORMED STEEL STRUCTURAL MEMBERS".

2. STEEL DECKING UNITS AND ACCESSORY ITEMS SHALL BE FORMED FROM STEEL SHEETS CONFORMING TO ASTM A1008 OR A653 WITH A MINIMUM YIELD STRENGTH OF 50,000 PSI (33,000 PSI FOR STEEL ROOF DECKING UNITS). SEE DECK SCHEDULE FOR MORE INFORMATION. BEFORE FORMING, THE STEEL SHEET SHALL RECEIVE A HOT DIP GALVANIZED COATING CONFORMING TO ASTM A653, GRADE 90.

3. STEEL DECKING SHALL BE SHORED AS REQUIRED BY PLANS OR BY SPAN AND LOAD CONDITIONS TO SUPPORT WET WEIGHT OF CONCRETE AND ALL CONSTRUCTION LOADS.

4. THE SIDE LAPS OF ADJACENT UNITS SHALL BE FASTENED BY APPROVED METHOD (TO BE SHOWN ON SHOP DRAWINGS) BETWEEN SUPPORTS, AT INTERVALS TO PROVIDE SUFFICIENT DIAPHRAGM STRENGTH TO MAINTAIN BUILDING ALIGNMENT AND TO SUSTAIN LOCAL CONSTRUCTION LOADS WITHOUT DISTORTION OR SEPARATION, MAXIMUM SPACING SHALL BE 3'-0" (2'-0" FOR NYC) BETWEEN SUPPORT BEAMS. END LAPS OF SHEETS SHALL BE A MINIMUM OF 2 INCHES.

5. EXCEPT AS OTHERWISE NOTED, DECK SHALL BE ATTACHED TO STRUCTURAL STEEL BY 3/4" FUSION WELDS @12"O.C. AT END AND INTERIOR SUPPORTS PERPENDICULAR TO THE DECK SPAN AND AT EDGE AND INTERIOR SUPPORTS PARALLEL TO THE DECK SPAN. WELDS MAY BE OMITTED IN RIBS IN WHICH SHEAR CONNECTORS ARE TO BE APPLIED, AS LONG AS MAX SPACING BETWEEN ATTACHMENTS DOES NOT EXCEED 18" ON CENTER, AND SUCH THAT EACH DECK SECTION SHALL HAVE SUFFICIENT WELDS TO ADEQUATELY SECURE THE DECK, BRING THE DECK INTO DIRECT CONTACT WITH THE SUPPORTING STEEL AND TO PROVIDE SUFFICIENT DIAPHRAGM STRENGTH TO MAINTAIN BUILDING ALIGNMENT.

6. AS AN ALTERNATE TO PUDDLE WELDS FOR STEEL DECK ATTACHMENT TO STRUCTURAL STEEL, HILTI X-HSN-24 OR X-ENP-19 POWDER ACTUATED FASTENERS, OR AN APPROVED EQUAL, WITH EQUIVALENT OR GREATER CAPACITY TO THE SPECIFIED ATTACHMENT MAY BE USED. PRIOR TO INSTALLATION THE CONTRACTOR SHALL SUBMIT ALTERNATE FASTENING PATTERN TO THE ENGINEER OF RECORD FOR REVIEW AND APPROVAL. SUBMITTAL SHALL INCLUDE PROPOSED ALTERNATE PATTERN AND ANY CALCULATIONS OR SUPPORTING MANUFACTURER DATA NEEDED TO DEMONSTRATE THAT THE PATTER MEETS OR EXCEEDS THE CAPACITY OF THE SPECIFIED ATTACHMENT.

7. POWDER ACTUATED FASTENERS SHALL BE INSTALLED IN ACCORDANCE WITH MANUFACTURER'S RECOMMENDATIONS. CONTRACTOR SHALL BE CERTIFIED AND TRAINED BY THE MANUFACTURER'S REPRESENTATIVE ON PROPER USE PRIOR TO INSTALLATION.

8. PRIOR TO FABRICATION, THE CONTRACTOR SHALL SUBMIT SHOP DRAWINGS FOR THE STEEL DECKING, SHOWING DECK GAUGE, SIZE AND LAYOUT AS WELL AS CLOSURE CONDITIONS, WELDS TO SUPPORTS AND SIDE LAP DETAILS.

9. ALL REINFORCED OPENINGS IN STEEL DECK SHALL BE INSTALLED BY STEEL DECK SUBCONTRACTOR. STEEL DECK SUBCONTRACTOR TO PROVIDE REINFORCING AS PER TYPICAL DETAILS.

10. AT STEEL DECK WITHOUT CONCRETE FILL THE FOLLOWING MAY BE ATTACHED WITHOUT SPECIFIC APPROVAL OF THE STRUCTURAL ENGINEER: ACOUSTICAL TILE AND GYPSUM BOARD CEILING ONLY; NO PIPING, DUCTING OR CONDUIT. MAXIMUM CEILING WEIGHT – 3.5 PSF. MAXIMUM WIRE HANGER LOAD = 60#.

11. WHERE SUSPENSION OF HANGER WIRES ARE REQUIRED BY OTHERS, VERIFY AND COORDINATE LOCATIONS, PATTERNS, SPACING, ETC. WITH THE APPROPRIATE TRADE. DRILL OR PUNCH HOLES AT BOTTOM OF DECK FLUTES OF SUFFICIENT SIZE TO PASS SUPPORT WIRES. WIRE SUPPORTS SHALL BE LOOPED AND SECURED WITH A MINIMUM OF THREE (3) TIGHT TURNS AROUND A MINIMUM 1½"x12" LONG FURRING CHANNEL OR NO. 3x12" LONG REINFORCING BAR CENTERED ABOVE THE HOLE AND LAID IN THE DECK FLUTES.

SPECIAL INSPECTIONS

1. SPECIAL INSPECTIONS REQUIRED BY THE LOCAL JURISDICTION SHALL BE PERFORMED BY A TESTING AGENCY PROVIDED BY THE OWNER FOR THE FOLLOWING ITEMS:
   - A. STRUCTURAL STEEL – WELDING (BC 1704.3.1)
   - B. STRUCTURAL STEEL – DETAILS (BC 1704.3.2)
   - C. STRUCTURAL STEEL – HIGH STRENGTH BOLTING (BC 1704.3.3)
   - D. CONCRETE – CAST-IN-PLACE (BC 1704.4)
   - E. POST-INSTALLED ANCHORS (BB# 2014-018, 2014-019) (BC 1704.32)

THE TESTING AGENCY FOR THE INSPECTIONS SHALL FILE ALL APPROPRIATE FORMS WITH THE BUILDING DEPARTMENT.

THE WORK MEETS THE EXEMPTION CRITERIA OF BUILDINGS BULLETIN 2009-026, ITEM IV, AND I HEREBY ELECT TO WAIVE THE REQUIREMENT OF CONCRETE TESTING AND OF THE TR-2 AND/OR TR-3 FORM.

- THE TOTAL STRUCTURAL CONCRETE SPECIFIED FOR THE PROJECT IS LESS THAN 50 CUBIC YARDS;
- THE STRUCTURAL DESIGN OF THE CONCRETE BASED ON SPECIFIED COMPRESSIVE STRENGTH, f'c, NO GREATER THAN 2,500 POUNDS PER SQUARE IN (PSI), REGARDLESS OF THE COMPRESSIVE STRENGTH SPECIFIED IN THE CONSTRUCTION DOCUMENTS OR USED IN THE CONSTRUCTION;
- THE CONCRETE TO BE PLACED IS SPECIFIED TO HAVE A COMPRESSIVE STRENGTH OF AT LEAST 4,000 PSI.

STANDARD ABBREVIATIONS

ADD'L.	ADDITIONAL
ADJ.	ADJACENT
A/E	DESIGN TEAM OF RECORD
ALT.	ALTERNATE
ANCH.	ANCHOR
APPROX.	APPROXIMATE/APPROXIMATLEY
ARCH.	ARCHITECTURAL/ARCHITECT
B.O.	BOTTOM OF
BLDG.	BUILDING
BM.	BEAM
BOT.	BOTTOM
BRG.	BEARING
BSMT.	BASEMENT
CANT.	CANTILEVER
CFS.	COLD FORMED STEEL
C.I.P.	CAST IN PLACE
C.J.	CONTRACTION JOINT
CLG.	CEILING
CLR.	CLEAR
CMU	CONCRETE MASONRY UNIT
COL.	COLUMN
COMPS.	COMPOSITE
CONC.	CONCRETE
CONST.	CONSTRUCTION
CONT.	CONTINUOUS
COORD.	COORDINATE/COORDINATION
CONTR.	CONTRACTOR
COTR	CONTRACTING OFFICER'S TECHNICAL REP.
CTR.	CENTER
DBL.	DOUBLE
DEMO.	DEMOLITION/DEMOLISH
DTL.	DETAIL
DIA.	DIAMETER
DIAG.	DIAGONAL
DIM.	DIMENSION
D.L.	DEAD LOAD
DN.	DOWN
DWG(S).	DRAWING(S)
DWL.	DOWEL
EA.	EACH
E.O.	EDGE OF
E.F.	EACH FACE
EXIST.	EXISTING
EXP. JT.	EXPANSION JOINT
EL.	ELEVATION
ELEC.	ELECTRICAL
ELEV.	ELEVATOR
EMBED.	EMBEDMENT
ENGR.	ENGINEER
E.O.R.	ENGINEER OF RECORD
EQ.	EQUAL
EXP.	EXPANSION
EXT.	EXTERIOR
E.W.	EACH WAY
FDN.	FOUNDATION
FIN.	FINISH
FLR.	FLOOR
FRMG.	FRAMING
F.S.	FAR SIDE
FT.	FEET
FTG.	FOOTING
GA.	GAGE/GAUGE
GALV.	GALVANIZED
G.B.	GRADE BEAM
HDR.	HEADER
HGR.	HANGER
HORIZ.	HORIZONTAL
H.P.	HIGH POINT
HT.	HEIGHT
HVAC	HEATING, VENTILATION, & AIR CONDITIONING
I.D.	INSIDE DIAMETER
I.F.	INSIDE FACE
I.J.	ISOLATION JOINT
INFO.	INFORMATION
INT.	INTERIOR
JT.	JOINT
K	KIPS
LB.	POUND
L.L.	LIVE LOAD
LLBB	LONG LEGS BACK-TO-BACK
LLH	LONG LEG HORIZONTAL
LLV	LONG LEG VERTICAL
L.P.	LOW POINT
L.W.	LIGHTWEIGHT
MAS.	MASONRY
MAX.	MAXIMUM
MECH.	MECHANICAL
MEP	MECH., ELEC., PLUMBING, & FIRE PROTECTION
MFR.	MANUFACTURER
MIN.	MINIMUM
MISC.	MISCELLANEOUS
M.O.	MASONRY OPENING
MPII	MANUFACTURER'S PRINTED INSTALLATION INSTRUCTIONS
N.F.	NEAR FACE
N.I.C.	NOT IN CONTRACT
NO.	NUMBER
N.S.	NEAR SIDE
N.T.S.	NOT TO SCALE
N.W.	N.W. NORMAL WEIGHT
O.C.	ON CENTER
O.D.	OUTSIDE DIAMETER
O.F.	OUTSIDE FACE
OPNG.	OPENING
OPP.	OPPOSITE
PC.	PIECE
PED.	PEDESTAL
PERP.	PERPENDICULAR
PL.	PLATE
PLF	POUNDS PER LINEAR FOOT
PREFAB.	PREFABRICATED
PSF	POUNDS PER SQUARE FOOT
PSI	POUNDS PER SQUARE INCH
REINF.	REINFORCE(D), REINFORCEMENT
REQ'D.	REQUIRED
REV.	REVISION
SCHED.	SCHEDULE
SECT.	SECTION
SIM.	SIMILAR
SLBB	SHORT LEGS BACK-TO-BACK
S.O.G.	SLAB ON GRADE
SPEC	SPECIFICATION
SQ.	SQUARE
S.S.	STAINLESS STEEL
STD	STANDARD
STIFF.	STIFFENER
STL.	STEEL
S-W	SHORT WAY
SYM.	SYMMETRIC
T.O.	TOP OF
T & B	TOP & BOTTOM
TEMP.	TEMPORARY/TEMPERATURE
TYP.	TYPICAL
U.N.O.	UNLESS NOTED OTHERWISE
VERT.	VERTICAL
W/	WITH
W.P.	WORK POINT
W.W.R.	WELDED WIRE REINFORCEMENT
#	NUMBER/SIZE
℄	CENTERLINE
ø	DIAMETER
℄	PLATE/PROPERTY LINE

STANDARD ABBREVIATIONS FOR EXISTING STRUCTURES

C.I.	CAST IRON	T.C.	TERRACOTTA
(E) EXIST.	EXISTING MEMBER OR DIMENSION EXISTING	V.I.F.	VERIFY IN FIELD

STANDARD ABBREVIATIONS FOR WOOD STRUCTURES

ACT.	ACTUAL		
G-LAM	GLUELAMINATED LUMBER	P.T.	PRESERVATIVE TREATED
LSL	LAMINATED STRAND LUMBER	R.O.	ROUGH OPENING
LVL	LAMINATED VENEER LUMBER	SQ.	SQUARE
NOM.	NOMINAL	T & G	TONGUE AND GROOVE
PSL	PARALLEL STRAND LUMBER		

KINGS COUNTY SUPREME COURT BUILDING ACCESSIBILITY RENOVATIONS

360 Adams Street
Brooklyn NY 11201

Conditions

ALL IDEAS, DESIGNS, ARRANGEMENTS AND PLANS INDICATED OR REPRESENTED BY THIS DRAWING ARE OWNED BY, AND THE PROPERTY OF RONNETTE RILEY ARCHITECT AND WERE CREATED, EVOLVED AND DEVELOPED FOR THE USE ON, AND IN CONNECTION WITH THE SPECIFIED PROJECT.
NONE OF SUCH IDEAS, DESIGNS, ARRANGEMENTS OR PLANS SHALL BE USED BY OR DISCLOSED TO ANY PERSON, FIRM OR CORPORATION FOR ANY PURPOSE WHATSOEVER WITHOUT THE WRITTEN PERMISSION OF RONNETTE RILEY ARCHITECT.

© Copyright Ronnette Riley *Architect* 2021

Ronnette Riley *Architect*

494 Eighth Avenue, 15th Floor
New York, NY 10001
T 212 594 4015
F 212 594 2868
www.ronnetteriley.com

MEP Engineer:

Loring Consulting Engineers, Inc.
360 West 31st Street, 14th Floor
New York, NY 10001-2727
T 212-563 7400
www.loringengineers.com
New York City .Washington, DC . Princeton . Durham . Toronto

Structural Engineer:

Silman
32 Old Slip, 10th Floor
New York, NY 10005
T 212-620 7970
www.Silman.com

Rev	Date	Issue
	11 JUN 2021	Issue for SD Review
	22 OCT 2021	DD Review
	23 NOV 2021	Issue for DD 50%
	06 NOV 2022	CD Review

Title
GENERAL NOTES AND ABBREVIATIONS

Date	05-XX-2021
Project No.	4107
Drawing By	MJM
CHK By	JG
Scale	As Noted
	DOB Rev

DOB SCAN

S-001.00
X

Silman # 20072

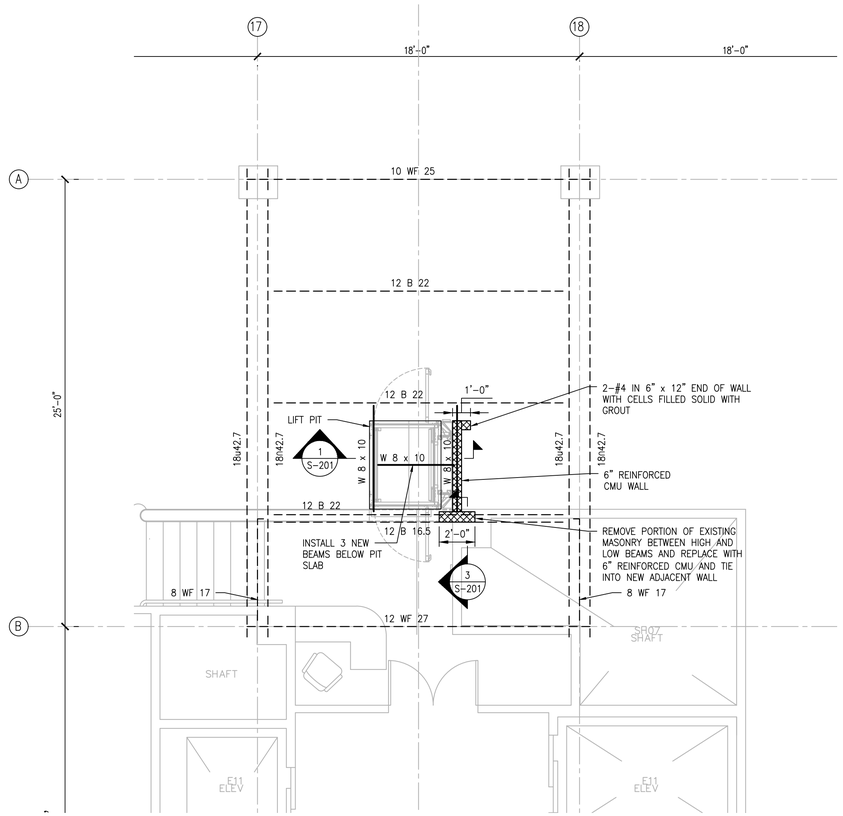

PART THIRD FLOOR FRAMING PLAN (NORTH)

SCALE: 1/4"=1'-0"

NORTH

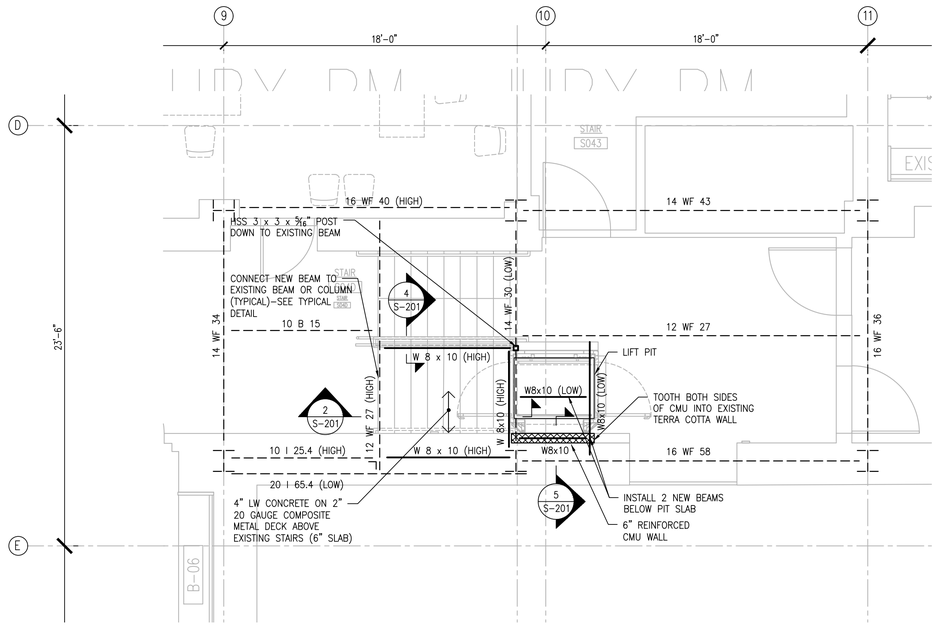

PART FOURTH FLOOR FRAMING PLAN (NORTH)

SCALE: 1/4"=1'-0"

NORTH

KINGS COUNTY SUPREME COURT BUILDING ACCESSIBILITY RENOVATIONS

360 Adams Street
Brooklyn NY 11201

Conditions

ALL IDEAS, DESIGN ARRANGEMENTS AND PLANS INDICATED OR REPRESENTED BY THIS DRAWING ARE OWNED BY, AND THE PROPERTY OF RONNETTE RILEY ARCHITECT AND WERE CREATED, EVOLVED AND DEVELOPED FOR THE USE ON, AND IN CONNECTION WITH THE SPECIFIED PROJECT.
NONE OF SUCH IDEAS, DESIGNS, ARRANGEMENTS OR PLANS SHALL BE USED BY OR DISCLOSED TO ANY PERSON, FIRM OR CORPORATION FOR ANY PURPOSE WHATSOEVER WITHOUT THE WRITTEN PERMISSION OF RONNETTE RILEY ARCHITECT.

© Copyright Ronnette Riley *Architect* 2021

Ronnette Riley *Architect*

494 Eighth Avenue, 15th Floor
New York, NY 10001
T 212 594 4015
F 212 594 2868
www.ronnetteriley.com

MEP Engineer:

Loring Consulting Engineers, Inc.
360 West 31st Street, 14th Floor
New York, NY 10001-2727
T 212-563 7400
www.loringengineers.com
New York City .Washington, DC . Princeton . Durham . Toronto

Structural Engineer:

Silman
32 Old Slip, 10th Floor
New York, NY 10005
T 212-620 7970
www.Silman.com

Rev	Date	Issue
	11 JUN 2021	Issue for SD Review
	22 OCT 2021	DD Review
	23 NOV 2021	Issue for DD 50%
	06 NOV 2022	CD Review

Title

PART THIRD & FOURTH FLOOR FRAMING PLANS

Date	05-XX-2021
Project No.	4107
Drawing By	MJM
CHK By	JG
Scale	As Noted

DOB Rev

DOB SCAN

S-101.00

X

Silman # 20072

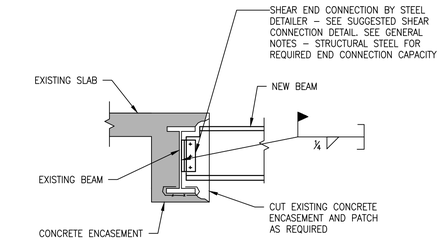

NOTE:
IF EXISTING CONNECTIONS INTERFERE WITH THIS DETAIL, CONTRACTOR SHALL SUBMIT ALTERNATE DETAIL FOR REVIEW.

TYPICAL DETAIL
CONNECTION OF NEW STEEL BEAM TO EXISTING STEEL BEAM

N.T.S.

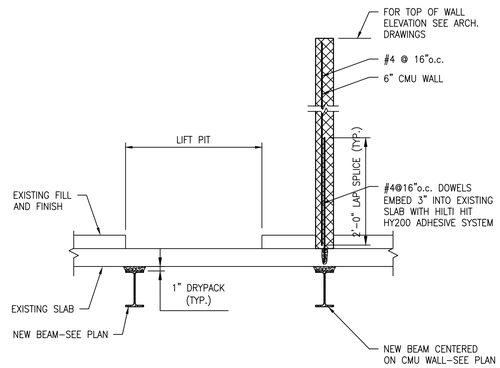

1 S-201 SECTION
SCALE: 3/4"=1'-0"

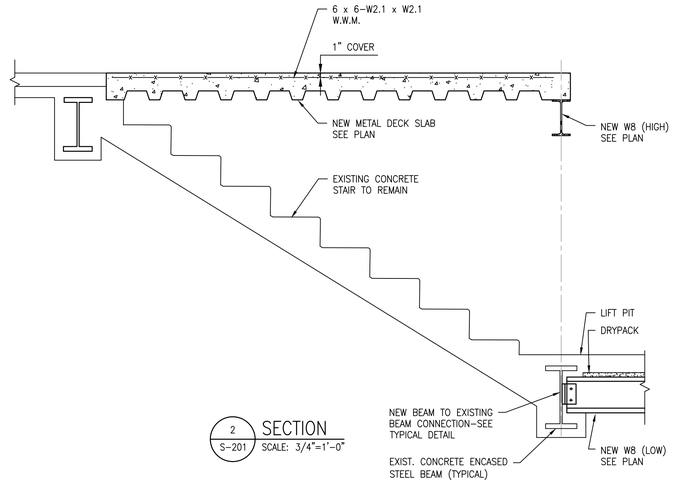

2 S-201 SECTION
SCALE: 3/4"=1'-0"

3 S-201 SECTION
SCALE: 3/4"=1'-0"

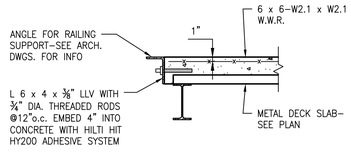

4 S-201 SECTION
SCALE: 3/4"=1'-0"

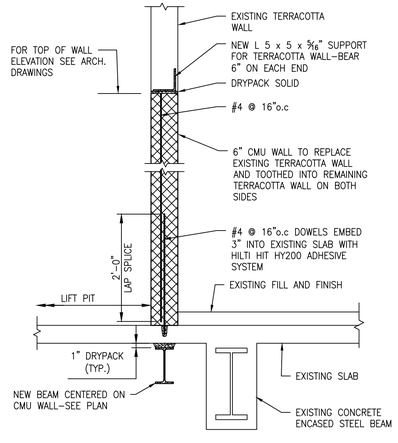

5 S-201 SECTION
SCALE: 3/4"=1'-0"

KINGS COUNTY SUPREME COURT BUILDING ACCESSIBILITY RENOVATIONS

360 Adams Street
Brooklyn NY 11201

Conditions

ALL IDEAS, DESIGNS, ARRANGEMENTS AND PLANS INDICATED OR REPRESENTED BY THIS DRAWING ARE OWNED BY, AND THE PROPERTY OF RONNETTE RILEY ARCHITECT AND WERE CREATED, EVOLVED AND DEVELOPED FOR THE USE ON, AND IN CONNECTION WITH THE SPECIFIED PROJECT.
NONE OF SUCH IDEAS, DESIGNS, ARRANGEMENTS OR PLANS SHALL BE USED BY OR DISCLOSED TO ANY PERSON, FIRM OR CORPORATION FOR ANY PURPOSE WHATSOEVER WITHOUT THE WRITTEN PERMISSION OF RONNETTE RILEY ARCHITECT.

© Copyright Ronnette Riley *Architect* 2021

Ronnette Riley *Architect*

494 Eighth Avenue, 15th Floor
New York, NY 10001
T 212 594 4015
F 212 594 2868
www.ronnetteriley.com

MEP Engineer:

Loring Consulting Engineers, Inc.
360 West 31st Street, 14th Floor
New York, NY 10001-2727
T 212-563 7400
www.loringengineers.com
New York City .Washington, DC . Princeton . Durham . Toronto

Structural Engineer:

Silman
32 Old Slip, 10th Floor
New York, NY 10005
T 212-620 7970
www.Silman.com

Rev	Date	Issue
	11 JUN 2021	Issue for SD Review
	22 OCT 2021	DD Review
	23 NOV 2021	Issue for DD 50%
	06 NOV 2022	CD Review

Title
SECTIONS AND TYPICAL DETAILS

Date	05-XX-2021
Project No.	4107
Drawing By	MJM
CHK By	JG
Scale	As Noted

DOB Rev

DOB SCAN

S-201.00
X

Silman # 20072

SYMBOLS

	ARROW INDICATES DIRECTION OF FLOW
FSD	COMBINATION FIRE AND SMOKE DAMPER WITH ACCESS DOOR IN DUCT
	LOUVER
	UNDERCUT
FD	FIRE DAMPER WITH ACCESS DOOR IN DUCT
	POINT OF CONNECTION TO EXISTING WORK
	POINT OF DISCONNECTION FROM EXISTING WORK
	CUT EXISTING DUCTWORK (OR PIPING) AND PATCH AIRTIGHT (OR CAP WATERTIGHT)
T	THERMOSTAT
T	TEMPERATURE SENSOR
	DUCT SECTION UNDER POSITIVE PRESSURE
	DUCT SECTION UNDER NEGATIVE PRESSURE
	SUPPLY AIR DIFFUSER
	RETURN AIR/ EXHAUST REGISTER WITH DUCT TRANSITION
4 3	DUCT END CAP
	NEW DUCTWORK
	EXISTING DUCTWORK
	EXISTING DUCTWORK TO BE REMOVED
M	MOTORIZED DAMPER

ABBREVIATIONS

ABBREVIATION	DESCRIPTION
AD	ACCESS DOOR
AFF	ABOVE FINISHED FLOOR
APPROX.	APPROXIMATELY
CFM	CUBIC FEET PER MINUTE
DDC	DIRECT DIGITAL CONTROLS
(E)	EXISTING
EF	EXHAUST FAN
FD	FIRE DAMPER WITH ACCESS DOOR
FSD	COMBINATION FIRE AND SMOKE DAMPER WITH ACCESS DOOR
MER	MECHANICAL EQUIPMENT ROOM
(N)	NEW
NTS	NOT TO SCALE
OA	OUTSIDE AIR
PSI	POUNDS PER SQUARE INCH
RA	RETURN AIR
SP	STATIC PRESSURE
TD	TRANSFER DUCT
TEMP.	TEMPERATURE
TR	TRANSFER REGISTER
TYP.	TYPICAL
VD	VOLUME DAMPER

GENERAL NOTES

1. MECHANICAL WORK SHALL CONFORM TO ALL REQUIREMENTS OF THE BUILDING CODE OF THE CITY OF NEW YORK AND THE BUILDING MANAGEMENT COMPANY'S STANDARDS FOR DESIGN, ALTERATION AND CONSTRUCTION.
2. CONTRACTOR SHALL SURVEY THE AREA OF THIS WORK BEFORE SUBMITTING THE BID AND BE RESPONSIBLE FOR NOTIFYING THE ARCHITECT/ENGINEER OF ANY CONDITIONS WHICH WOULD PREVENT THE INSTALLATION OF THE WORK AS SHOWN ON DRAWINGS.
3. CONTRACTOR TO CHECK AND CORRECT ANY AND ALL DEFICIENCIES IN EXISTING DUCTS AND ASSOCIATED INSULATION. ALL NEW DUCTWORK WILL COMPLY WITH THE LATEST SMACNA GUIDELINES AND CONFORM WITH REQUIREMENTS OF THE LATEST HANDBOOKS PUBLISHED BY ASHRAE. ALL NEW DUCT INSULATION SHALL MEET OR EXCEED THE REQUIREMENTS OF THE LATEST ADOPTED ENERGY CODE.
4. DESIGN DRAWINGS ARE TO BE CONSIDERED DIAGRAMMATIC. OFFSETS MAY BE REQUIRED TO AVOID EXISTING SERVICES, OTHER TRADES, ETC. COORDINATE WORK WITH ALL TRADES AND FIELD CONDITIONS.
5. LOCATIONS OF NEW UTILITIES, INCLUDING RISERS, ARE GENERALLY SCHEMATIC. CONTRACTOR SHALL COORDINATE ALL NEW UTILITIES, SERVICES, ETC. WITH EXISTING STRUCTURAL AND ARCHITECTURAL DRAWINGS AND PROVIDE ALL OFFSETS AS REQUIRED.
6. WHERE PENETRATIONS THROUGH FIRE RATED WALLS ARE NOT FIRE PROOFED THIS CONTRACTOR SHALL BE RESPONSIBLE TO SEAL ALL EXISTING AND NEW DUCT, PIPES, CONDUIT PENETRATIONS TO MAINTAIN THE RATED INTEGRITY.
7. COORDINATE SCHEDULE FOR HOOK-UPS TO EXISTING SYSTEMS AND EQUIPMENT, AND REMOVAL OR RELOCATIONS WITH THE OWNER AND PERFORM THIS WORK AT SUCH TIMES TO ENSURE THAT PERIODS OF SHUTDOWN WILL BE ACCEPTABLE TO THE OWNER. ALL SYSTEM SHUTDOWNS SHALL BE KEPT TO A MINIMUM.
8. CONTRACTOR IS RESPONSIBLE FOR MAINTAINING AND RESTORING THE CONTINUITY OF ALL EXISTING SYSTEMS AFFECTED. INCLUDING BUT NOT LIMITED TO: INSULATION, VAPOR BARRIER, VALVES, CAPS, PUMPS, ETC.
9. BEFORE PROCEEDING WITH ANY WORK IN PUBLIC OCCUPIED OR PUBLIC USED AREAS, THE CONTRACTOR SHALL APPLY TO OWNER FOR PERMISSIONS TO ENTER SUCH AREAS. THE CONTRACTOR IS OBLIGED TO PERFORM THE WORK ONLY AT TIMES DESIGNATED BY THE OWNER. THERE WILL BE NO ADDITIONAL COMPENSATION FOR THE WORK PERFORMED AFTER HOURS OR ON OFF-DAYS WITHOUT PRIOR WRITTEN APPROVAL.
10. PRIOR TO COMMENCEMENT OF ANY WORK, EXISTING AIR SIDE SYSTEMS ASSOCIATED WITH THIS WORK SHALL BE TESTED IN THE PRESENCE OF BUILDING PERSONNEL. PRE-CONSTRUCTION/DEMOLITION BALANCING REPORTS SHALL BE SUBMITTED TO ENGINEER AND BUILDING MANAGEMENT FOR REVIEW.
11. CONTRACTOR SHALL BE RESPONSIBLE FOR THE WORK WITH ITS COMPLETION AND FINAL ACCEPTANCE AND SHALL REPLACE ANY OF SAME WHICH MAY BE DAMAGED, LOST OR STOLEN WITHOUT ADDITIONAL COST TO OWNER. THE CONTRACTOR SHALL BE RESPONSIBLE FOR REPLACING OR REPAIRING ANY BUILDING SYSTEM THAT SERVES OTHER AREAS THAT ARE DAMAGED OR IMPROPERLY MOVED AS A RESULT OF THE WORK.
12. SUBMIT SHOP DRAWINGS OF ALL WORK WHICH MUST BE APPROVED BY THE ARCHITECT AND ENGINEER BEFORE WORK COMMENCES OR ITEMS ORDERED.
13. ALL SYSTEMS AND SERVICES THAT SERVE ADJACENT SPACES SHALL BE MAINTAINED THROUGHOUT WORK.
14. COORDINATE ALL DUCT ELEVATIONS WITH ALL OTHER TRADES AND PROVIDE NECESSARY OFFSETS TO AVOID CONFLICTS.
15. PROVIDE 6" WIDE 45 DEGREE BRANCH TAKEOFF FOR ALL NEW DUCTS.
16. ALL DUCT BRANCHES, TAKE-OFFS, AND DIFFUSERS SHALL BE EQUIPPED WITH VOLUME DAMPERS.
17. DIFFUSERS, REGISTERS AND GRILLES SHALL HAVE HARD DUCT CONNECTIONS.
18. ALL DUCTWORK SHALL BE SUPPORTED FROM THE STRUCTURE.
19. ALL SUPPLY, RETURN, AND EXHAUST AIR DUCTWORK JOINTS, SEAMS, AND CONNECTIONS SHALL BE MADE TIGHT AND SHALL BE SEALED AIRTIGHT THROUGHOUT WITH WATER BASED SEALANT INCLUDING DUCT BRANCH TAKE-OFFS AND DUCT COLLARS REGARDLESS OF DUCT VELOCITY OR PRESSURE CLASSIFICATION.
20. ALL DUCT SIZES NOTED INDICATE THE CLEAR INSIDE DIMENSIONS OF DUCTWORK. SHEET METAL DIMENSIONS SHALL BE INCREASED WHERE DUCTWORK IS LINED INTERNALLY.
21. LOCATE ALL DUCT VOLUME DAMPERS ABOVE ACCESSIBLE CEILINGS. PROVIDE REMOTE CABLE OPERATED VOLUME DAMPERS WITH THE OPERATOR ACCESSIBLE VIA THE AIR OUTLET WHEN BRANCH DUCTWORK IS LOCATED WITHIN AN INACCESSIBLE CEILING.
22. ALL DUCT OPENINGS THAT ARE ABOVE THE HUNG CEILING SHALL BE PROVIDED WITH WIRE MESH SCREENS.
23. VERIFY AND COORDINATE ALL EQUIPMENT ACCESS AND CLEARANCES WITH THE ARCHITECT, GENERAL CONTRACTOR AND/OR CONSTRUCTION MANAGER.
24. COORDINATE WITH PHASING OF WORK. PROVIDE TEMPORARY WORK, CAPPED DUCTS, AND VALVED PIPE CONNECTIONS TO ACCOMMODATE PHASING.
25. PROTECT ALL EXISTING AND NEW DUCTWORK FROM MIGRATION OF DUST, DIRT, DEBRIS INTO DUCTWORK AT ALL TIMES DURING DEMOLITION, CONSTRUCTION, STORAGE. PROVIDE PROTECTIVE WRAP AROUND DUCTWORK OPEN ENDS. PROTECT DUCTWORK FROM DAMAGE.
26. ALL SUPPLY, RETURN AIR DUCTWORK SHALL BE INSULATED THROUGHOUT TO PROVIDE INSTALLED VALUE OF R-6
27. EXACT LOCATION FOR ALL DIFFUSERS, GRILLES AND REGISTERS SHALL BE COORDINATED WITH THE ARCHITECT. FINAL LOCATIONS, FINISHES AND MOUNTING TYPES ARE SUBJECT TO ARCHITECT'S APPROVAL.

BUILDING DEPARTMENT NOTES

1. ALL WORK SHALL BE PERFORMED IN ACCORDANCE WITH THE NEW YORK CITY CONSTRUCTION CODE (CC), BUILDING CODE (BC) AND MECHANICAL CODE (MC). WORK SHALL BE EXECUTED IN FULL COMPLIANCE WITH THE APPLICABLE PROVISIONS OF ALL LOCAL LAWS, BY LAWS, STATUTES, ORDINANCES, CODES, RULES, REGULATIONS AND LAWFUL ORDERS OF PUBLIC AUTHORITIES BEARING ON THE PERFORMANCE AND EXECUTION OF THE WORK.
2. MATERIALS, OPERATIONS AND EQUIPMENT OF REQUIRED HVAC SYSTEM SHALLBE SUBJECT TO SPECIAL INSPECTION AS REQUIRED IN CC ADMINISTRATIVE PROVISION, ARTICLES 28-115, 28-116, 28-118, BC-110 AND NEW YORK CITY MECHANICAL CODES AS FOLLOWS:
   A. SPECIAL INSPECTIONS AND TESTS OF REQUIRED:
      1) MECHANICAL SYSTEMS AS REQUIRED IN SECTION MC-107 AND BC-1704.16.
      2) FIRE RESISTANT PENETRATIONS AND JOINTS AS REQUIRED IN SECTION BC-1704.27, MC-606 AND MC-607.
   B. FORM TR-1 SHALL BE FILED PRIOR TO INSTALLATION. FORM TR-1 SHALL AGAIN BE FILED UPON COMPLETION OF INSTALLATION.
   C. THEY SHALL HAVE BEEN ACCEPTABLE PRIOR TO THE EFFECTIVE DATE OF THE CODE BY THE BOARD OF STANDARDS AND APPEALS.
   D. THEY SHALL HAVE BEEN ACCEPTED FOR USE UNDER THE PRESCRIBED TEST METHODS BY THE COMMISSIONER (OR).
   E. PREVIOUSLY APPROVED BY THE BOARD OF STANDARDS AND APPEALS (AS PER CC SECTION 28-113).
3. DUCTS SHALL BE SUBSTANTIALLY SUPPORTED ACCORDING TO CHAPTER 16 OF NEW YORK CITY BUILDING CODE, SEISMIC REQUIREMENTS.
4. DUCTS SHALL BE CONSTRUCTED OF APPROVED STANDARD AS SPECIFIED IN NEW YORK CITY MECHANICAL CODE MC-603.
5. WHERE DUCTS PASS THROUGH WALLS OR PARTITIONS, THE SPACE AROUND SHALL BE SEALED AS REQUIRED IN CHAPTER 7 OF THE NEW YORK CITY BUILDING CODE.
6. ALL WORK SHALL COMPLY WITH 2020 NEW YORK CITY ENERGY CONSERVATION CODE.
7. ALL MATERIALS AND EQUIPMENT DELIVERED TO THE SITE SHALL BE RECOGNIZED BY THE OFFICE OF TECHNICAL CERTIFICATION AND RESEARCH (OTCR). PRODUCTS THAT ARE NOT CODE-PRESCRIBED OR APPROVED ALTERNATIVE SHALL BE REJECTED UNTIL SUCH CERTIFICATES ARE OBTAINED.
8. ALL EQUIPMENT USE PERMITS SHALL BE OBTAINED BY THE CONTRACTOR AS REQUIRED IN ALL APPLICABLE 2014 NEW YORK CITY CONSTRUCTION CODES.

DEMOLITION NOTES

1. COORDINATE ALL WORK WITH THE ELECTRICAL DRAWINGS AND ALL TRADES.
2. PHASING OF THE WORK SHALL BE IN ACCORDANCE WITH ARCHITECTURAL DRAWINGS, ARCHITECTURAL SPECIFICATIONS AND AS DIRECTED BY THE ARCHITECT.
3. PRIOR TO COMMENCEMENT OF ANY WORK, EXISTING AIR SIDE SYSTEMS ASSOCIATED WITH THIS WORK SHALL BE TESTED IN THE PRESENCE OF BUILDING PERSONNEL. PRE-CONSTRUCTION/DEMOLITION BALANCING REPORTS SHALL BE SUBMITTED TO ENGINEER AND BUILDING MANAGEMENT FOR REVIEW.
4. PROVIDE ALL LABOR, MATERIAL, EQUIPMENT, STORAGE, FACILITIES, SERVICES AND SUPERVISION NECESSARY FOR THE COMPLETE AND SATISFACTORY DEMOLITION WORK AS INDICATED ON DRAWINGS AND SPECIFIED HEREIN.
5. THE PROTECTION OF ANY AND ALL EXISTING WORK AND PROPERTY TO REMAIN SHALL INCLUDE BUT IS NOT LIMITED TO THE PROTECTION OF ALL MATERIALS, EQUIPMENT, WALLS, FINISHES, PROPERTY, SURFACE, SIDE WALKS, LANDSCAPING AND WORK LIABLE TO BE DAMAGED THROUGH OPERATIONS UNDER THIS CONTRACT. CONTRACTOR WILL BE HELD RESPONSIBLE FOR ALL DAMAGES OCCURRING FROM WORK.
6. WORK SHALL BE EXECUTED IN AN ORDERLY AND CAREFUL MANNER WITH DUE CONSIDERATIONS FOR PUBLIC SAFETY AND IN CONFORMANCE WITH OSHA STANDARD.
7. PREVENT DUST ODORS, DIRT AND DEBRIS FROM MIGRATING TO OTHER AREA. THIS INCLUDE HVAC UNITS.
8. REMOVAL OF ANY MATERIAL AND EQUIPMENT SHALL INCLUDE ALL ASSOCIATED ITEMS SUCH AS FASTENERS, SUPPORTS, CONDUIT, FLASHING, ADHESIVE, ETC.
9. DEBRIS IS TO BE REMOVED AS IT ACCUMULATED. DO NOT STORE OR PERMIT DEBRIS TO ACCUMULATE ON SITE. IF THE CONTRACTOR FAILS TO REMOVE DEBRIS PROMPTLY OR PROPERLY, THE OWNER HAS THE RIGHT TO MOVE AT CONTRACTOR'S EXPENSE.
10. ANY AND ALL EXISTING EQUIPMENT OR MATERIALS TO BE RE-USED AS DETERMINED BY ENGINEER/ARCHITECT, OR NOT INDICATED ON THE DRAWINGS TO BE RETAINED BY THE OWNER SHALL BECOME THE PROPERTY OF THE CONTRACTOR AND SHALL BE REMOVED FROM THE PREMISES. REMOVE ITEMS SERVICEABLE BY THE OWNER SHALL BE TURNED OVER FOR STORAGE AND LOCATED AS REQUIRED.
11. INCLUDE ALL COSTS FOR REMOVALS. THESE COSTS SHALL INCLUDE WORK DESCRIBED HEREIN AND INDICATE ON THE DRAWINGS WITH ALLOWANCES FOR NORMAL UNFORESEEN DIFFICULTIES WHEN CONCEALED WORK HAS BEEN OPENED. NO CLAIMS FOR ADDITIONAL WORK ASSOCIATED WITH DEMOLITION WILL BE ACCEPTED, EXCEPT IN SPECIFIC CASED CONSIDERED JUSTIFIABLE BY THE ARCHITEC/ENGINEER.
12. DEMOLITION WORK SHALL INCLUDE ALL CUTTING AND CAPPING OF PIPES AND ELECTRICAL SERVICES REQUIRED TO ISOLATE THE WORK FROM OPERATIONAL EQUIPMENT.
13. TAKE POSSESSION AND REMOVE FROM THE PREMISES ALL ABANDONED MATERIALS AND EQUIPMENT UNLESS OTHERWISE REQUESTED BY THE OWNER. IN WHICH CASE REMOVE WITHOUT DAMAGE ALL SUCH EQUIPMENT AND DELIVER TO OWNER WITHIN BUILDING AT LOCATION DESIGNATED BY CONSTRUCTION MANAGER. COORDINATE LOCATION WITH CONSTRUCTION MANAGER.
14. PRIOR TO SUBMISSION OF BID VISIT SITE AND EXAMINE EXISTING CONDITIONS, QUANTITIES AND DIFFICULTIES THAT WILL BE INCURRED DURING THE PERFORMANCE OF WORK, CLAIMS FOR ADDITIONAL COMPENSATION THAT ARE DUE TO THE FAILURE TO EXAMINE THE PREMISES WILL NOT BE CONSIDERED.

COMPLIANCE TO BUILDING CODE REQUIREMENTS

1. ALL NEW WORK SHALL BE DONE IN CONFORMANCE WITH THE 2022 NEW YORK CITY BUILDING CODES AND THE 2020 NEW YORK CITY ENERGY CONSERVATION CODE INCLUDING ALL AMENDMENTS AND SUBSEQUENT LOCAL LAWS. EFFECTIVE NOVEMBER 7, 2022.
2. SPECIAL INSPECTORS, INSPECTIONS AND SIGN OFF OF COMPLETED WORK AS DESCRIBED HEREIN SHALL BE IN ACCORDANCE OF THE 2022 NYC BUILDING CODE ARTICLES 115 AND 116.

   LIST OF SPECIAL INSPECTIONS:
3. THE OWNER'S REPRESENTATIVE WILL ENGAGE INSPECTORS TO PERFORM ALL REQUIRED SPECIAL INSPECTIONS. ALL SPECIAL INSPECTIONS SHALL BE IN COMPLIANCE WITH CODE REFERENCE BC 1704 AND MC 107. SPECIAL INSPECTIONS SHALL BE CARRIED OUT IN ACCORDANCE WITH THE APPLICABLE BUILDING CODE SECTIONS AND SHALL INCLUDE THE FOLLOWING ITEMS WHERE REQUIRED:

ITEM	CODE REFERENCE
MECHANICAL SYSTEM	BC 1704.16
FIRE RESISTANT PENETRATIONS & JOINTS	BC 1704.27

   THE OWNER'S REPRESENTATIVE WILL ENGAGE INSPECTORS TO PERFORM ALL REQUIRED PROGRESS INSPECTIONS. ALL PROGRESS INSPECTIONS REQUIRED IN ACCORDANCE WITH CHAPTER 5000 OF TITLE 1 OF THE RULES OF THE CITY OF NEW YORK, 1 RCNY 5000, CHAPTER 104 OF THE 2020 NYC ENERGY CONSERVATION CODE AND ARE LISTED IN THE FOLLOWING TABLES:

PROGRESS INSPECTION	CODE REFERENCE
ENERGY CODE COMPLIANCE INSPECTIONS (X) TR8	BC 110.3.5

   PROGRESS INSPECTIONS REQUIRED IN ACCORDANCE WITH CHAPTER 1 OF THE 2022 NYC BUILDING CODE AND THE APPLICABLE SECTIONS OF THE NYC ENERGY CONSERVATION CODE CHAPTER 5000, ARE LISTED IN THE FOLLOWING TABLES:

ITEM	TABLE REFERENCE	CODE REFERENCE

   THE CONTRACTOR MUST NOTIFY THE ARCHITECT OR ENGINEER FOR PROGRESS INSPECTIONS AT LEAST 72 HOURS BEFORE THE SPECIFIC WORK COMMENCES OR REQUIRES INSPECTION. SPECIFIC INSPECTION REQUIREMENTS FOR ENERGY CODE COMPLIANCE ARE INDICATED ON THE 'EN' SERIES DRAWINGS.
4. ALL INSPECTIONS AND TESTS SHALL BE MADE IN COMPLIANCE WITH NYC MECHANICAL CODE MC1011, AND MC1208 & BC1704.16.2.
5. THE VENTILATION FOR ALL AREAS COMPLIES WITH THE MINIMUM CODE REQUIREMENT BC1704.6.2 3. & MC403; VENTILATION MADE WITHOUT TAKING ANY CREDIT FOR EXTERIOR WINDOWS AND/OR OPENING FOR A.C. AREAS.
6. MECHANICAL EQUIPMENT USE PERMITS SHALL BE OBTAINED IN ACCORDANCE WITH SECTION § 28-116.4.1 OF THE 2022 NEW YORK CITY BUILDING CODE BY THIS CONTRACTOR AT NO ADDITIONAL COST TO OWNER. THE FOLLOWING TYPES OF SERVICE EQUIPMENT SHALL NOT BE OPERATED UNTIL THE DEPARTMENT ISSUES A CERTIFICATE OF COMPLIANCE AFTER SUBMISSION OF A SATISFACTORY REPORT OF INSPECTION AND TESTING OF SUCH EQUIPMENT IN ACCORDANCE WITH THIS CODE AND ALL REQUIRED SUBMITTAL DOCUMENTS:
   A. EXHAUST SYSTEMS.
7. ALL SAFETY REQUIREMENTS OF SECTION MC-603 SHALL BE MET.
8. REFER TO ARCHITECTURAL DRAWINGS FOR FIRE RATED WALLS.
9. THE FOLLOWING WORK ITEMS, COMPONENTS, MATERIALS, CAPACITIES, ETC. SHALL COMPLY WITH THE CODE REFERENCES:

WORK ITEM OR MATERIAL(S)	REFERENCE STANDARDS
a. AIR OUTLETS & AIR INLETS	MC-608
b. DUCT CONSTRUCTION & INSTALLATION	MC-603
c. DUCT INSULATION	MC-604
d. DUCT & AIR TRANSFER OPENING	MC-607
e. INTAKE, EXHAUSTS, RELIEF OPENINGS	MC 401.5
f. JOINTS AND CONNECTIONS	MC-1203
g. NOISE CRITERIA	MC-928

10. PROVIDE PROGRESS INSPECTIONS AND PERFORMANCE TESTS ON ALL ITEMS OUTLINED IN ITEMS a THRU 8 ABOVE.
11. IN ACCORDANCE WITH SECTION BC 110.9 OF THE 2022 NEW YORK CITY BUILDING CODE AND SECTION 104.2.3 OF THE NEW YORK CITY ENERGY CONSERVATION CODE WHERE AN INSPECTION OR TEST FAILS. THE CONSTRUCTION SHALL BE CORRECTED AND MUST BE MADE AVAILABLE FOR RE-INSPECTION AND/OR RE-TESTING BY THE INSPECTOR UNTIL IT COMPLIES.
12. MAINTENANCE MANUALS SHALL BE PROVIDED TO THE OWNER FOR ALL EQUIPMENT AND SYSTEMS REQUIRING PREVENTIVE MAINTENANCE. REGULAR MAINTENANCE ACTIONS SHALL BE CLEARLY STATED AND INCORPORATED ON A READILY ACCESSIBLE LABEL. THE LABEL SHALL INCLUDE THE TITLE FOR THE OPERATION AND MAINTENANCE AND MAINTENANCE MANUAL FOR THAT PARTICULAR MODEL.
13. MECHANICAL CONTRACTOR SHALL PROVIDE OPERATION AND MAINTENANCE MANUALS TO THE OWNER AT THE END OF THE PROJECT AS REQUIRED IN THE SPECIFICATIONS INCLUDING BUT NOT LIMITED TO THE FOLLOWING:

    EQUIPMENT CAPACITY AND REQUIRED MAINTENANCE HVAC SYSTEM CONTROL MAINTENANCE AND CALIBRATION INFORMATION CONTROL SEQUENCE DESCRIPTIONS WRITTEN NARRATIVE OF HOW EACH SYSTEM IN INTENDED TO OPERATE.

KINGS COUNTY SUPREME COURT BUILDING ACCESSIBILITY RENOVATIONS

360 Adams Street
Brooklyn NY 11201

Conditions

ALL IDEAS, DESIGNS, ARRANGEMENTS AND PLANS INDICATED OR REPRESENTED BY THIS DRAWING ARE OWNED BY, AND THE PROPERTY OF RONNETTE RILEY ARCHITECT AND WERE CREATED, EVOLVED AND DEVELOPED FOR THE USE ON, AND IN CONNECTION WITH THE SPECIFIED PROJECT.
NONE OF SUCH IDEAS, DESIGNS, ARRANGEMENTS OR PLANS SHALL BE USED BY OR DISCLOSED TO ANY PERSON, FIRM OR CORPORATION FOR ANY PURPOSE WHATSOEVER WITHOUT THE WRITTEN PERMISSION OF RONNETTE RILEY ARCHITECT.

© Copyright Ronnette Riley *Architect* 2021

Ronnette Riley *Architect*

494 Eighth Avenue, 15th Floor
New York, NY 10001
T 212 594 4015
F 212 594 2868
www.ronnetteriley.com

MEP Engineer:

Loring Consulting Engineers, Inc.
360 West 31st Street, 14th Floor
New York, NY 10001-2727
T 212-563 7400
www.loringengineers.com
New York City .Washington, DC . Princeton . Durham . Toronto

Structural Engineer:

Silman
32 Old Slip, 10th Floor
New York, NY 10005
T 212-620 7970
www.Silman.com

Rev	Date	Issue
-	11 JUN 2021	SD Submission
-	22 OCT 2021	DD Review
-	23 NOV 2021	Issue for DD 50%
-	4 MAR 2022	Issue for Final DD
-	6 DEC 2022	CD Review
-	28 FEB 2023	CD Final

Title

MECHANICAL SYMBOLS, ABBREV. AND NOTES

Date	06-11-2021
Project No.	12328.000
Drawing By	AMA
CHK By	RS
Scale	NTS

DOB Rev

M-001.00

DOB SCAN

AIR OUTLETS AND INLETS SCHEDULE

BASIS OF DESIGN: TITUS

SYMBOL	TAG	SERVICE	MAX AIRFLOW (CFM)	FACE SIZE (IN)	NECK/SLOT SIZE (IN)	NUMBER OF SLOTS	MODEL NUMBER	BORDER TYPE	NOISE CRITERIA AT MAX CFM (NC)	ACCESSORIES	REMARKS
⊠	CD	SUPPLY DIFFUSER	0 - 175	12x12	8Ø	N/A	OMNI	LAY-IN/ SURFACE MOUNTED	13	-	SEE NOTES
⊠	CD	SUPPLY DIFFUSER	0 - 175	24x24	8Ø	N/A	OMNI	LAY-IN/ SURFACE MOUNTED	-	-	SEE NOTES
⊠	CD	SUPPLY DIFFUSER	176 - 275	24x24	10Ø	N/A	OMNI	LAY-IN/ SURFACE MOUNTED	-	-	SEE NOTES
⊠	CD	SUPPLY DIFFUSER	276 - 390	24x24	12Ø	N/A	OMNI	LAY-IN/ SURFACE MOUNTED	12	-	SEE NOTES
⊠	CD	SUPPLY DIFFUSER	391 - 535	24x24	14Ø	N/A	OMNI	LAY-IN/ SURFACE MOUNTED	14	-	SEE NOTES
⊠	CD	SUPPLY DIFFUSER	536 - 700	24x24	15Ø	N/A	OMNI	LAY-IN/ SURFACE MOUNTED	15	-	SEE NOTES
▨	CR	EXHAUST GRILLE	0 - 100	12X12	8x8	N/A	23RL	LAY-IN/ SURFACE MOUNTED	18	-	SEE NOTES
▨	CR	EXHAUST GRILLE	0 - 100	24x24	8x8	N/A	23RL	LAY-IN/ SURFACE MOUNTED	20	-	SEE NOTES
▨	CR	EXHAUST GRILLE	101 - 350	24x24	10x10	N/A	23RL	LAY-IN/ SURFACE MOUNTED	20	-	SEE NOTES
▨	CR	RETURN GRILLE	0 - 250	24x24	10x10	N/A	23RL	LAY-IN/ SURFACE MOUNTED	20	-	SEE NOTES

NOTES:

1. CEILING BORDER/FRAME TYPE SHALL BE COORDINATED WITH LATEST ARCHITECTURAL REFLECTED CEILING PLAN TO ENSURE PROPER BORDER COMPATIBILITY.
2. PROVIDE ALL REQUIRED HARDWARE FOR DIFFUSER INSTALLATION IN RESPECTIVE CEILING TYPES.
3. PROVIDE REMOTE CABLE OPERATED OPPOSED BLADE DAMPERS FOR ALL DIFFUSERS LOCATED IN GYPSUM BOARD AND INACCESSIBLE CEILINGS.
4. COORDINATE COLOR/FINISH WITH ARCHITECT.
5. VOLUME DAMPERS SHALL BE LOCATED 3 FEET MINIMUM FROM GRILLES.
6. PROVIDE MINIMUM 4" DEEP PLENUM, DUCT TRANSITION TO NECK/COLLAR FOR ALL DUCTED RETURN/EXHAUST AIR GRILLES AND REGISTERS.

FAN SCHEDULE

TEF

BASIS OF DESIGN: GREENHECK

UNIT TAG	LOCATION	AREA OR SYSTEM SERVED	AIRFLOW (EACH) (CFM)	STATIC PRESSURE (IN.W.G) (EACH)	MODEL NO.	MOTOR DATA				CONTROL USED	DIMENSIONS L x W x H (IN) (EACH)	WEIGHT (EACH) (LBS)	REMARKS
						RPM	BHP (EACH)	HP (EACH)	VOLT/ PHASE				
TX-4-36	RM 417A	4TH FLOOR NORTH TOILET ROOMS	375	0.35	BCF-106-4	1725	0.05	1/4	115/1	SWITCH	23x20x11	76	SEE NOTES

NOTES:

1. PROVIDE ELECTRICAL DISCONNECT SWITCH.
3. PROVIDE PREMIUM EFFICIENCY MOTORS.
4. PROVIDE SPEED CONTROL AT UNIT FOR BALANCING.
5. PROVIDE CONTROLS AS REQUIRED.
6. PROVIDE CONTROL TRANSFORMERS, WIRING, RELAYS, CONTACTORS, ETC. AS REQUIRED. COORDINATE WITH ELECTRICAL CONTRACTOR AS NECESSARY

KINGS COUNTY SUPREME COURT BUILDING ACCESSIBILITY RENOVATIONS

360 Adams Street
Brooklyn NY 11201

Conditions

ALL IDEAS, DESIGNS, ARRANGEMENTS AND PLANS INDICATED OR REPRESENTED BY THIS DRAWING ARE OWNED BY, AND THE PROPERTY OF RONNETTE RILEY ARCHITECT AND WERE CREATED, EVOLVED AND DEVELOPED FOR THE USE ON, AND IN CONNECTION WITH THE SPECIFIED PROJECT.
NONE OF SUCH IDEAS, DESIGNS, ARRANGEMENTS OR PLANS SHALL BE USED BY OR DISCLOSED TO ANY PERSON, FIRM OR CORPORATION FOR ANY PURPOSE WHATSOEVER WITHOUT THE WRITTEN PERMISSION OF RONNETTE RILEY ARCHITECT.

© Copyright Ronnette Riley *Architect* 2021

Ronnette Riley *Architect*

494 Eighth Avenue, 15th Floor
New York, NY 10001
T 212 594 4015
F 212 594 2868
www.ronnetteriley.com

MEP Engineer:

Loring Consulting Engineers, Inc.
360 West 31st Street, 14th Floor
New York, NY 10001-2727
T 212-563 7400
www.loringengineers.com
New York City .Washington, DC . Princeton . Durham . Toronto

Structural Engineer:

Silman
32 Old Slip, 10th Floor
New York, NY 10005
T 212-620 7970
www.Silman.com

Rev	Date	Issue
-	11 JUN 2021	SD Submission
-	22 OCT 2021	DD Review
-	23 NOV 2021	Issue for DD 50%
-	4 MAR 2022	Issue for Final DD
-	6 DEC 2022	CD Review
-	28 FEB 2023	CD Final

Title

MECHANICAL SCHEDULES

Date	06-11-2021
Project No.	12328.000
Drawing By	AMA
CHK By	RS
Scale	NTS

DOB Rev

M-002.00

DOB SCAN

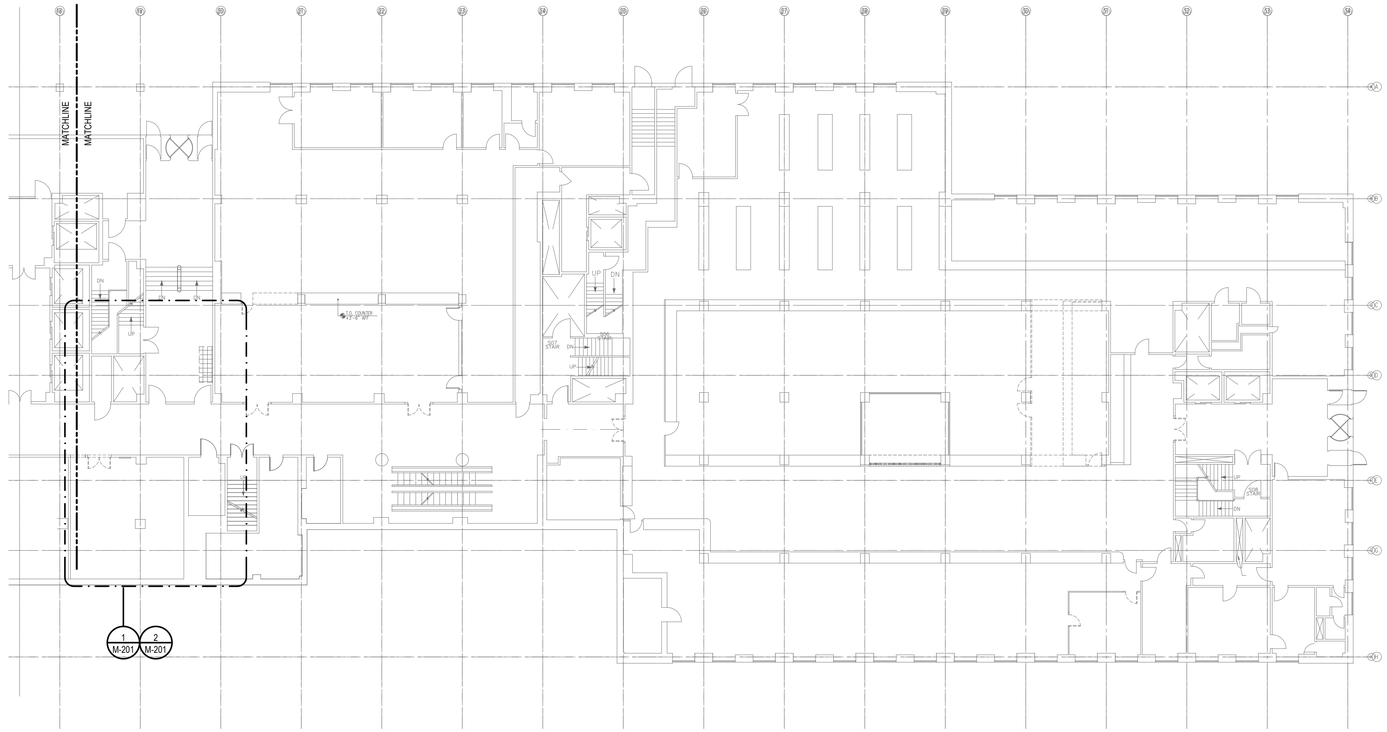

1 1ST FLOOR KEYPLAN
1/16"=1'-0"

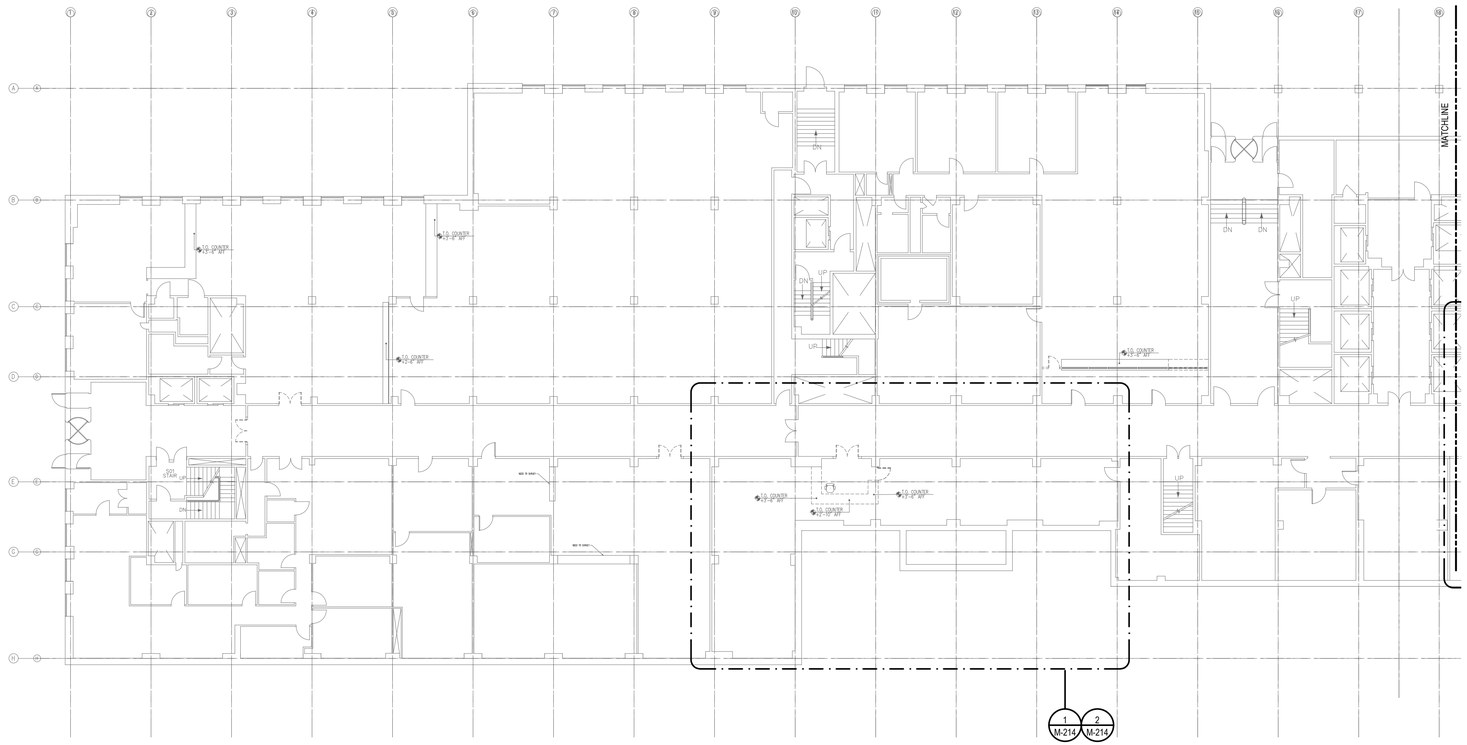

1 1ST FLOOR KEYPLAN - NORTH
1/16"=1'-0"

N 0 8 16 32 FEET

KINGS COUNTY SUPREME COURT BUILDING ACCESSIBILITY RENOVATIONS

360 Adams Street
Brooklyn NY 11201

Conditions

ALL IDEAS, DESIGNS, ARRANGEMENTS AND PLANS INDICATED OR REPRESENTED BY THIS DRAWING ARE OWNED BY, AND THE PROPERTY OF RONNETTE RILEY ARCHITECT AND WERE CREATED, EVOLVED AND DEVELOPED FOR THE USE ON, AND IN CONNECTION WITH THE SPECIFIED PROJECT.
NONE OF SUCH IDEAS, DESIGNS, ARRANGEMENTS OR PLANS SHALL BE USED BY OR DISCLOSED TO ANY PERSON, FIRM OR CORPORATION FOR ANY PURPOSE WHATSOEVER WITHOUT THE WRITTEN PERMISSION OF RONNETTE RILEY ARCHITECT.

© Copyright Ronnette Riley *Architect* 2021

Ronnette Riley *Architect*

494 Eighth Avenue, 15th Floor
New York, NY 10001
T 212 594 4015
F 212 594 2868
www.ronnetteriley.com

MEP Engineer:

Loring Consulting Engineers, Inc.
360 West 31st Street, 14th Floor
New York, NY 10001-2727
T 212-563 7400
www.loringengineers.com
New York City .Washington, DC . Princeton . Durham . Toronto

Structural Engineer:

Silman
32 Old Slip, 10th Floor
New York, NY 10005
T 212-620 7970
www.Silman.com

Rev	Date	Issue
-	11 JUN 2021	SD Submission
-	22 OCT 2021	DD Review
-	23 NOV 2021	Issue for DD 50%
-	4 MAR 2022	Issue for Final DD
-	6 DEC 2022	CD Review
-	28 FEB 2023	CD Final

Title

MECHANICAL 1ST FLOOR KEY PLAN

Date	06-11-2021
Project No.	12328.000
Drawing By	AMA
CHK By	RS
Scale	AS NOTED

DOB Rev
M-101.00
3 OF 28

DOB SCAN

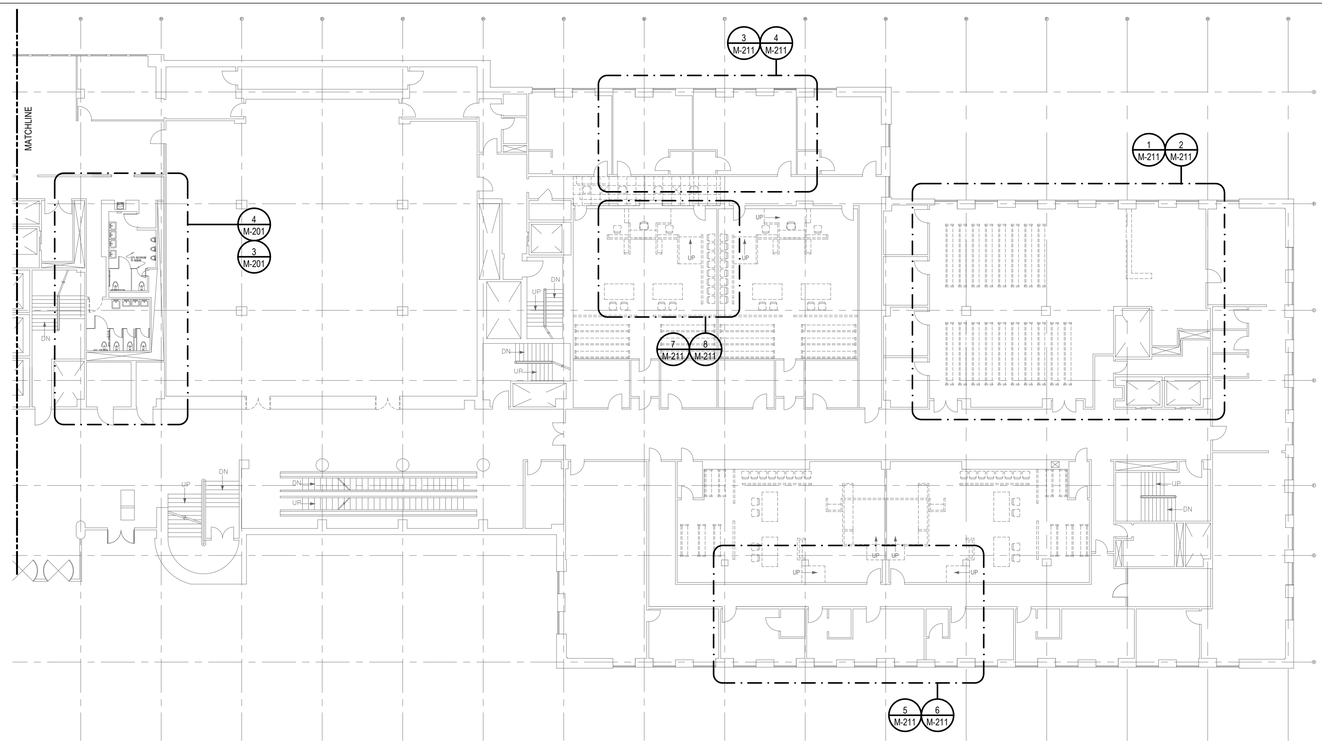

2 2ND FLOOR KEYPLAN - SOUTH
1/16"=1'-0"

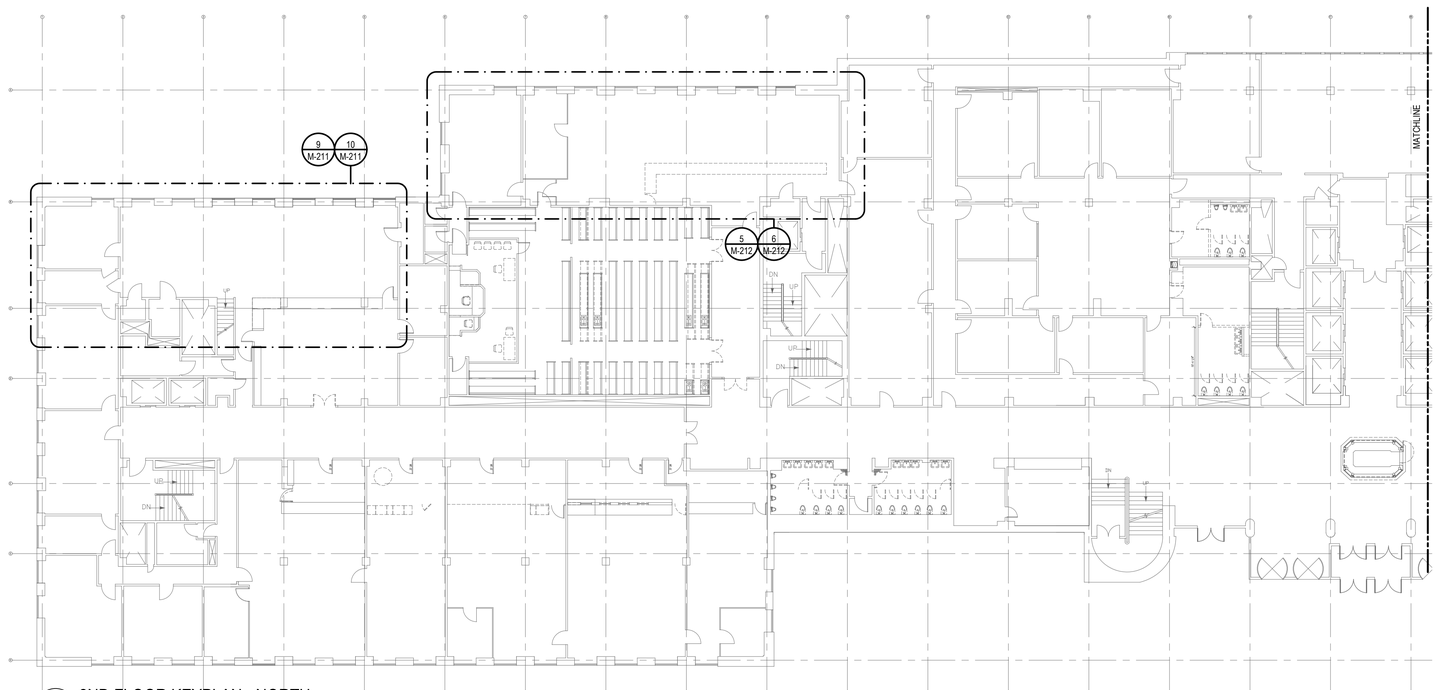

1 2ND FLOOR KEYPLAN - NORTH
1/16"=1'-0"

N 0 8 16 32 FEET

KINGS COUNTY SUPREME COURT BUILDING ACCESSIBILITY RENOVATIONS

360 Adams Street
Brooklyn NY 11201

Conditions

ALL IDEAS, DESIGNS, ARRANGEMENTS AND PLANS INDICATED OR REPRESENTED BY THIS DRAWING ARE OWNED BY, AND THE PROPERTY OF RONNETTE RILEY ARCHITECT AND WERE CREATED, EVOLVED AND DEVELOPED FOR THE USE ON, AND IN CONNECTION WITH THE SPECIFIED PROJECT.
NONE OF SUCH IDEAS, DESIGNS, ARRANGEMENTS OR PLANS SHALL BE USED BY OR DISCLOSED TO ANY PERSON, FIRM OR CORPORATION FOR ANY PURPOSE WHATSOEVER WITHOUT THE WRITTEN PERMISSION OF RONNETTE RILEY ARCHITECT.

© Copyright Ronnette Riley *Architect* 2021

Ronnette Riley *Architect*

494 Eighth Avenue, 15th Floor
New York, NY 10001
T 212 594 4015
F 212 594 2868
www.ronnetteriley.com

MEP Engineer:

Loring Consulting Engineers, Inc.
360 West 31st Street, 14th Floor
New York, NY 10001-2727
T 212-563 7400
www.loringengineers.com
New York City .Washington, DC . Princeton . Durham . Toronto

Structural Engineer:

Silman
32 Old Slip, 10th Floor
New York, NY 10005
T 212-620 7970
www.Silman.com

Rev	Date	Issue
-	11 JUN 2021	SD Submission
-	22 OCT 2021	DD Review
-	23 NOV 2021	Issue for DD 50%
-	4 MAR 2022	Issue for Final DD
-	6 DEC 2022	CD Review
-	28 FEB 2023	CD Final

Title

MECHANICAL 2ND FLOOR KEY PLAN

Date	06-11-2021
Project No.	12328.000
Drawing By	AMA
CHK By	RS
Scale	AS NOTED

DOB Rev
M-102.00
4 OF 28

DOB SCAN

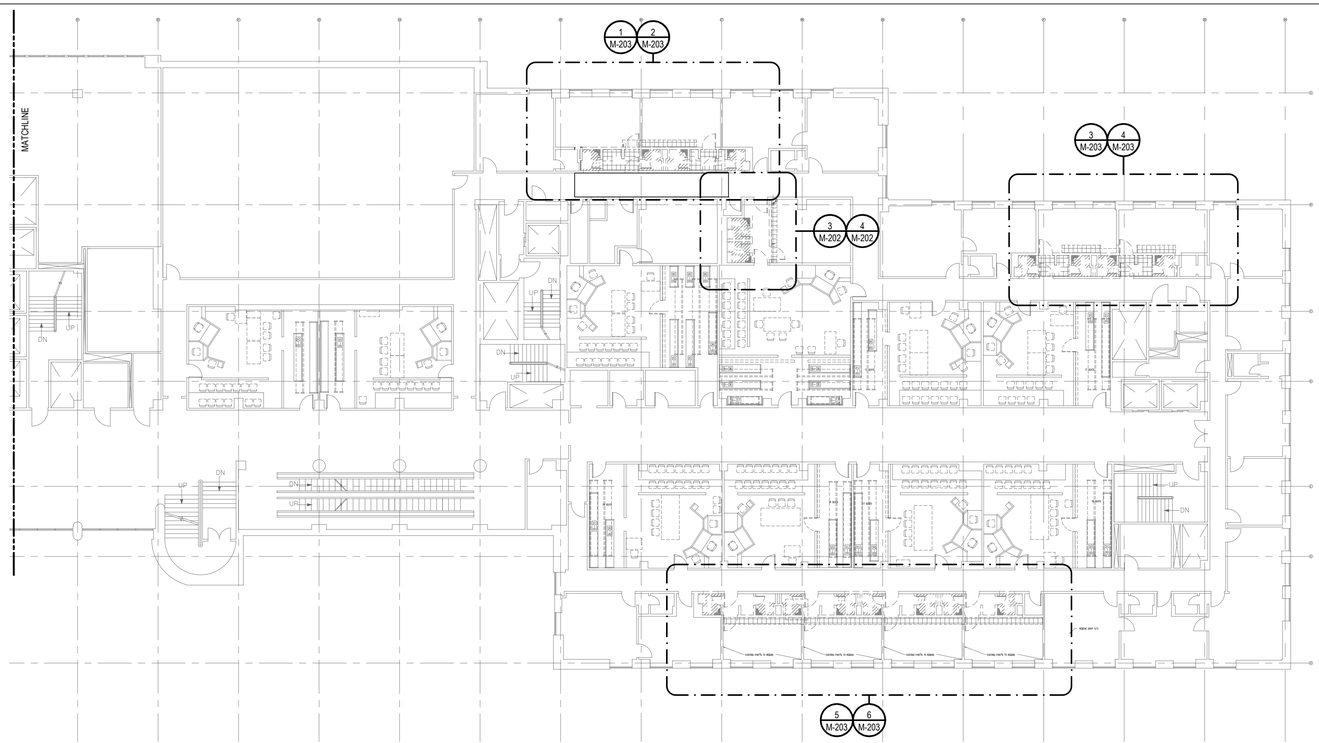

2 3RD FLOOR KEYPLAN - SOUTH
1/16"=1'-0"

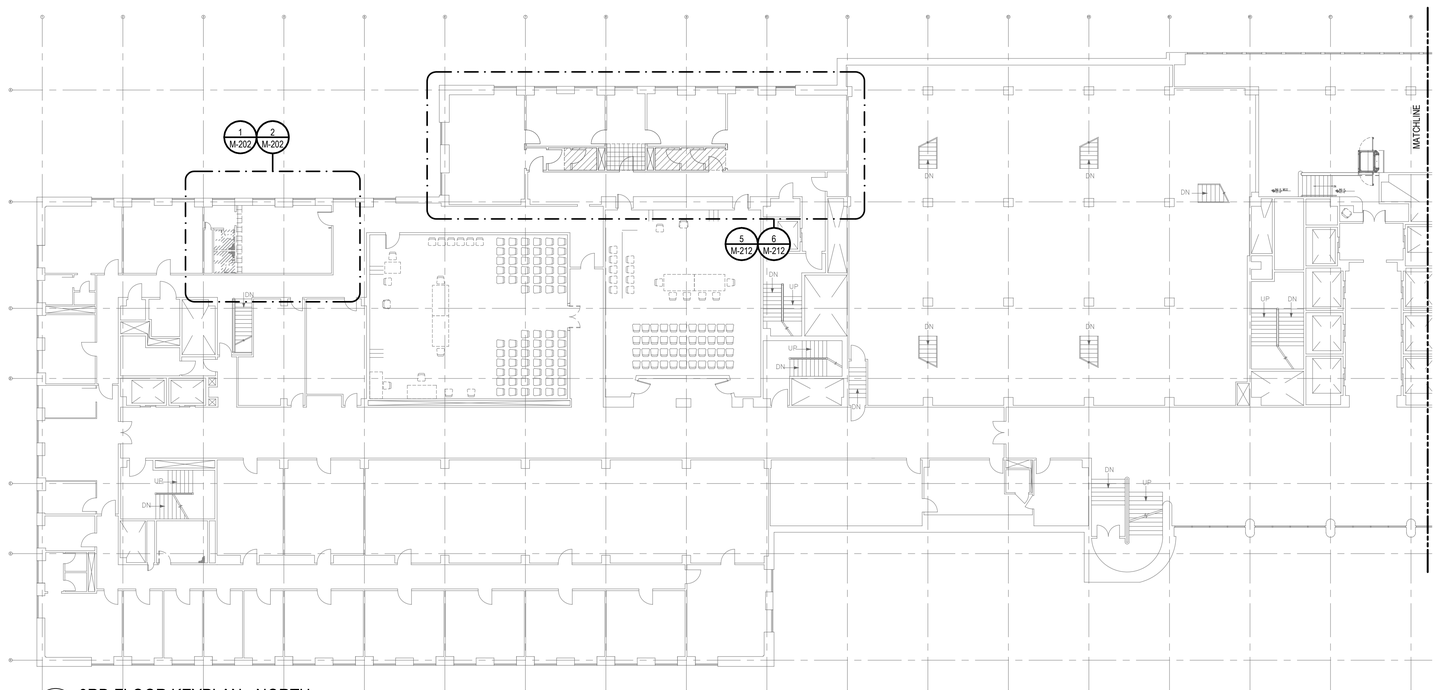

1 3RD FLOOR KEYPLAN - NORTH
1/16"=1'-0"

N 0 8 16 32 FEET

KINGS COUNTY SUPREME COURT BUILDING ACCESSIBILITY RENOVATIONS

360 Adams Street
Brooklyn NY 11201

Conditions

ALL IDEAS, DESIGNS, ARRANGEMENTS AND PLANS INDICATED OR REPRESENTED BY THIS DRAWING ARE OWNED BY, AND THE PROPERTY OF RONNETTE RILEY ARCHITECT AND WERE CREATED, EVOLVED AND DEVELOPED FOR THE USE ON, AND IN CONNECTION WITH THE SPECIFIED PROJECT.
NONE OF SUCH IDEAS, DESIGNS, ARRANGEMENTS OR PLANS SHALL BE USED BY OR DISCLOSED TO ANY PERSON, FIRM OR CORPORATION FOR ANY PURPOSE WHATSOEVER WITHOUT THE WRITTEN PERMISSION OF RONNETTE RILEY ARCHITECT.

© Copyright Ronnette Riley *Architect* 2021

Ronnette Riley *Architect*

494 Eighth Avenue, 15th Floor
New York, NY 10001
T 212 594 4015
F 212 594 2868
www.ronnetteriley.com

MEP Engineer:

Loring Consulting Engineers, Inc.
360 West 31st Street, 14th Floor
New York, NY 10001-2727
T 212-563 7400
www.loringengineers.com
New York City .Washington, DC . Princeton . Durham . Toronto

Structural Engineer:

Silman
32 Old Slip, 10th Floor
New York, NY 10005
T 212-620 7970
www.Silman.com

Rev	Date	Issue
-	11 JUN 2021	SD Submission
-	22 OCT 2021	DD Review
-	23 NOV 2021	Issue for DD 50%
-	4 MAR 2022	Issue for Final DD
-	6 DEC 2022	CD Review
-	28 FEB 2023	CD Final

Title

MECHANICAL 3RD FLOOR KEY PLAN

Date	06-11-2021
Project No.	12328.000
Drawing By	AMA
CHK By	RS
Scale	AS NOTED

DOB Rev
M-103.00
5 OF 28

DOB SCAN

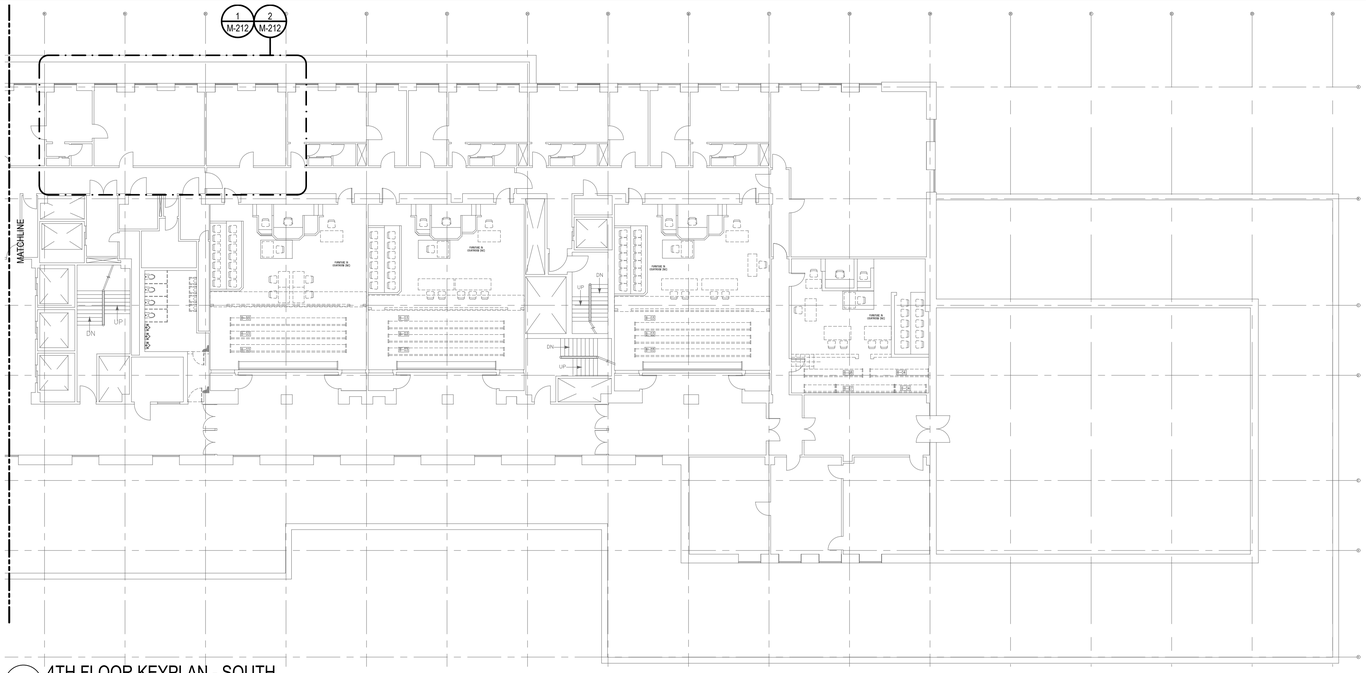

2 4TH FLOOR KEYPLAN - SOUTH
1/16"=1'-0"

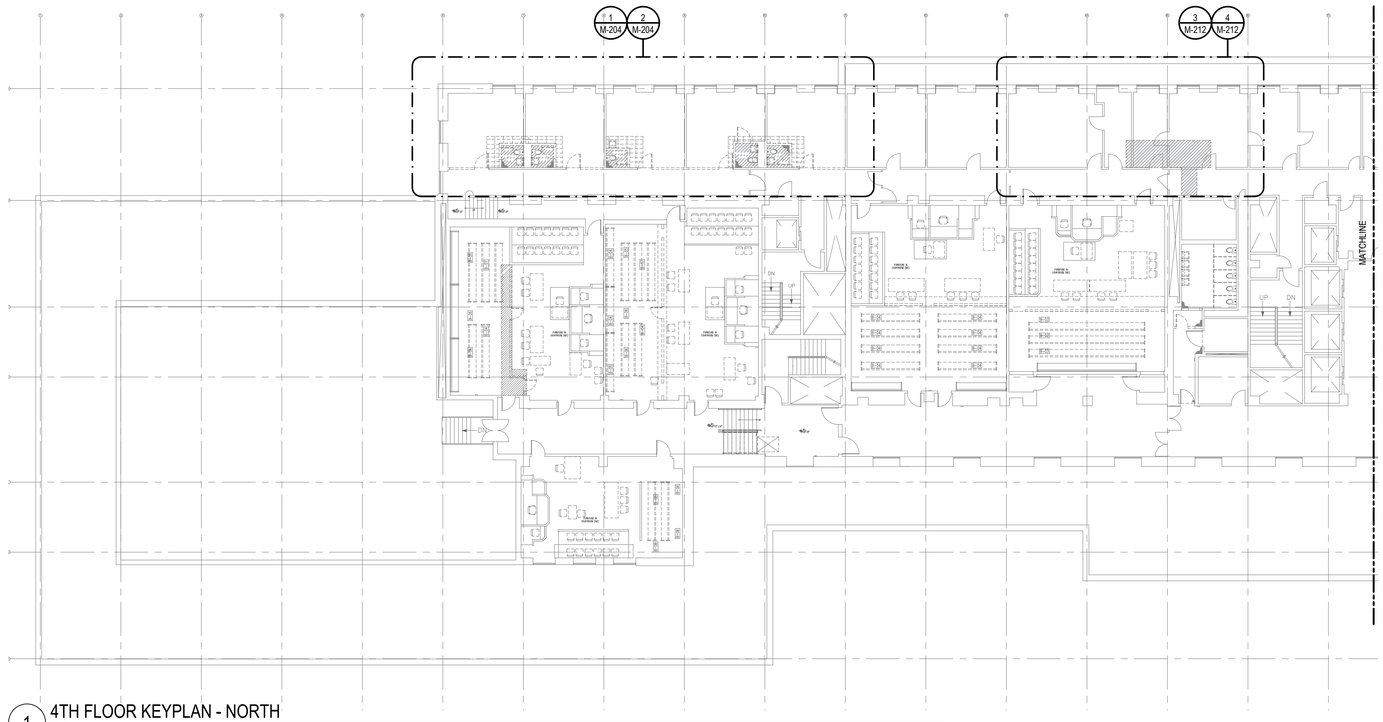

1 4TH FLOOR KEYPLAN - NORTH
1/16"=1'-0"

N 0 8 16 32 FEET

KINGS COUNTY SUPREME COURT BUILDING ACCESSIBILITY RENOVATIONS

360 Adams Street
Brooklyn NY 11201

Conditions

ALL IDEAS, DESIGNS, ARRANGEMENTS AND PLANS INDICATED OR REPRESENTED BY THIS DRAWING ARE OWNED BY, AND THE PROPERTY OF RONNETTE RILEY ARCHITECT AND WERE CREATED, EVOLVED AND DEVELOPED FOR THE USE ON, AND IN CONNECTION WITH THE SPECIFIED PROJECT.
NONE OF SUCH IDEAS, DESIGNS, ARRANGEMENTS OR PLANS SHALL BE USED BY OR DISCLOSED TO ANY PERSON, FIRM OR CORPORATION FOR ANY PURPOSE WHATSOEVER WITHOUT THE WRITTEN PERMISSION OF RONNETTE RILEY ARCHITECT.

© Copyright Ronnette Riley *Architect* 2021

Ronnette Riley *Architect*

494 Eighth Avenue, 15th Floor
New York, NY 10001
T 212 594 4015
F 212 594 2868
www.ronnetteriley.com

MEP Engineer:

Loring Consulting Engineers, Inc.
360 West 31st Street, 14th Floor
New York, NY 10001-2727
T 212-563 7400
www.loringengineers.com
New York City .Washington, DC . Princeton . Durham . Toronto

Structural Engineer:

Silman
32 Old Slip, 10th Floor
New York, NY 10005
T 212-620 7970
www.Silman.com

Rev	Date	Issue
-	11 JUN 2021	SD Submission
-	22 OCT 2021	DD Review
-	23 NOV 2021	Issue for DD 50%
-	4 MAR 2022	Issue for Final DD
-	6 DEC 2022	CD Review
-	28 FEB 2023	CD Final

Title

MECHANICAL 4TH FLOOR KEY PLAN

Date	06-11-2021
Project No.	12328.000
Drawing By	AMA
CHK By	RS
Scale	AS NOTED

DOB Rev

M-104.00

6 OF 28

DOB SCAN

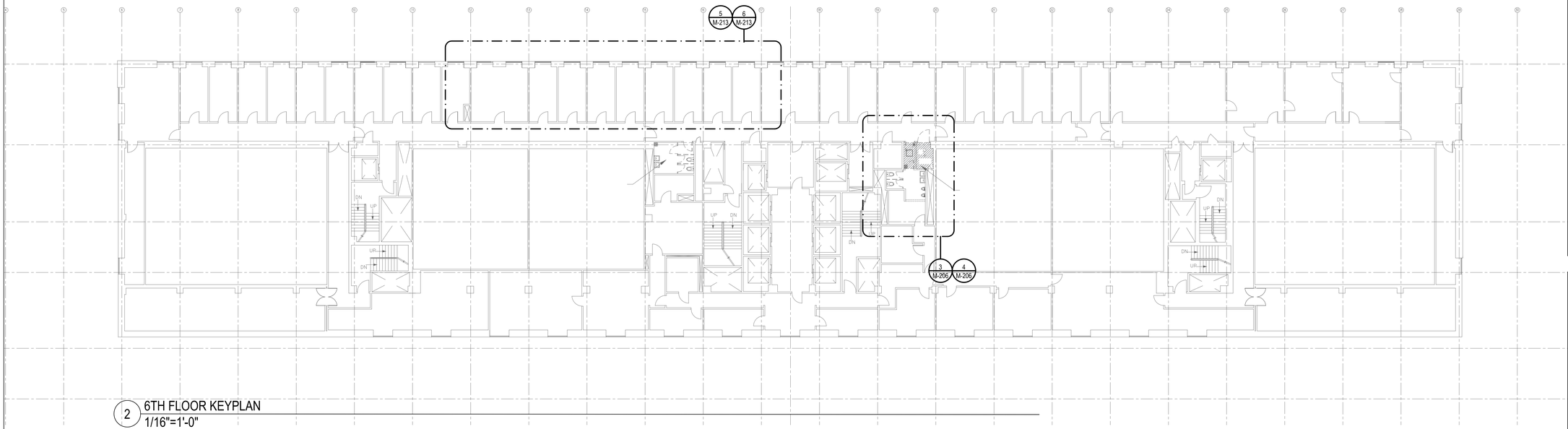

2 6TH FLOOR KEYPLAN
1/16"=1'-0"

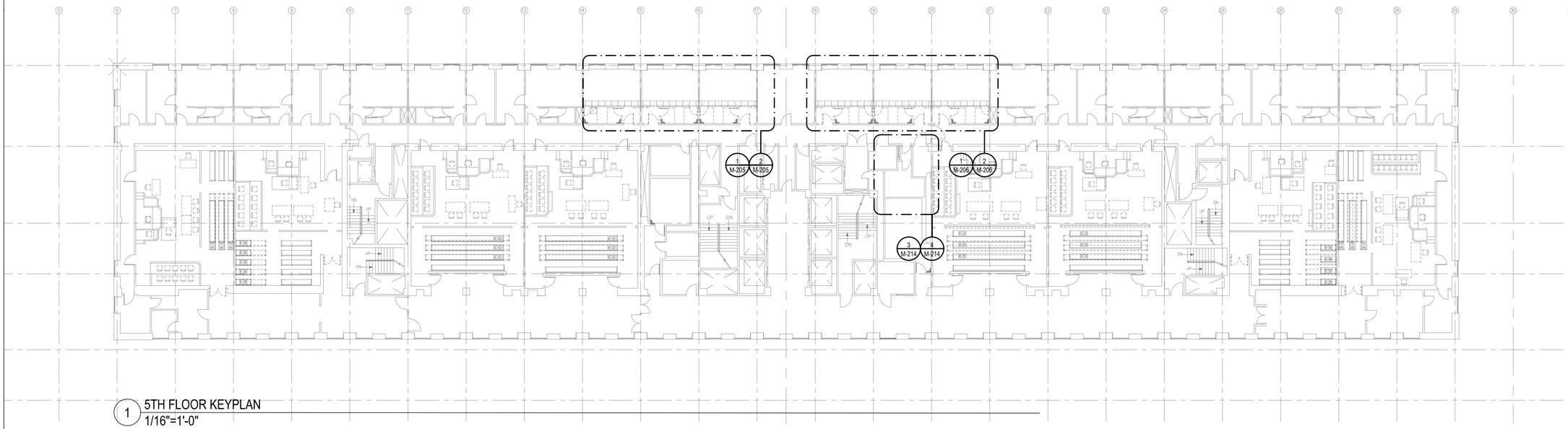

1 5TH FLOOR KEYPLAN
1/16"=1'-0"

N 0 8 16 32 FEET

KINGS COUNTY SUPREME COURT BUILDING ACCESSIBILITY RENOVATIONS

360 Adams Street
Brooklyn NY 11201

Conditions

ALL IDEAS, DESIGNS, ARRANGEMENTS AND PLANS INDICATED OR REPRESENTED BY THIS DRAWING ARE OWNED BY, AND THE PROPERTY OF RONNETTE RILEY ARCHITECT AND WERE CREATED, EVOLVED AND DEVELOPED FOR THE USE ON, AND IN CONNECTION WITH THE SPECIFIED PROJECT.
NONE OF SUCH IDEAS, DESIGNS, ARRANGEMENTS OR PLANS SHALL BE USED BY OR DISCLOSED TO ANY PERSON, FIRM OR CORPORATION FOR ANY PURPOSE WHATSOEVER WITHOUT THE WRITTEN PERMISSION OF RONNETTE RILEY ARCHITECT.

© Copyright Ronnette Riley *Architect* 2021

Ronnette Riley *Architect*

494 Eighth Avenue, 15th Floor
New York, NY 10001
T 212 594 4015
F 212 594 2868
www.ronnetteriley.com

MEP Engineer:

Loring Consulting Engineers, Inc.
360 West 31st Street, 14th Floor
New York, NY 10001-2727
T 212-563 7400
www.loringengineers.com
New York City .Washington, DC . Princeton . Durham . Toronto

Structural Engineer:

Silman
32 Old Slip, 10th Floor
New York, NY 10005
T 212-620 7970
www.Silman.com

Rev	Date	Issue
-	11 JUN 2021	SD Submission
-	22 OCT 2021	DD Review
-	23 NOV 2021	Issue for DD 50%
-	4 MAR 2022	Issue for Final DD
-	6 DEC 2022	CD Review
-	28 FEB 2023	CD Final

Title

MECHANICAL 5TH AND 6TH FLOOR KEY PLAN

Date	06-11-2021
Project No.	12328.000
Drawing By	AMA
CHK By	RS
Scale	AS NOTED

DOB Rev
M-105.00
7 OF 28

DOB SCAN

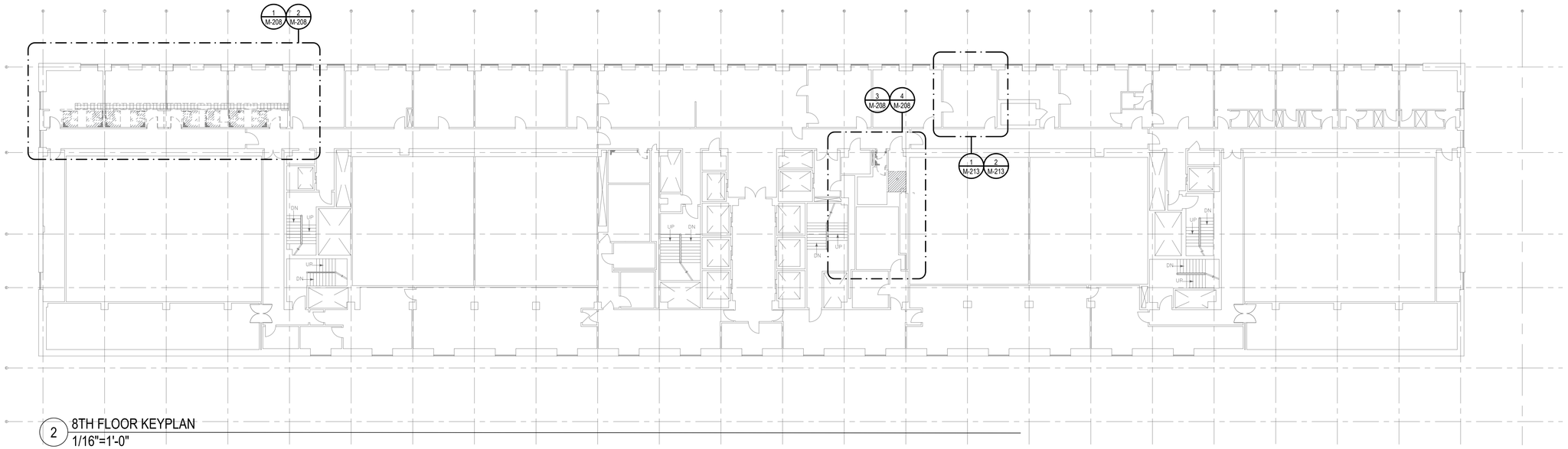

2 8TH FLOOR KEYPLAN
1/16"=1'-0"

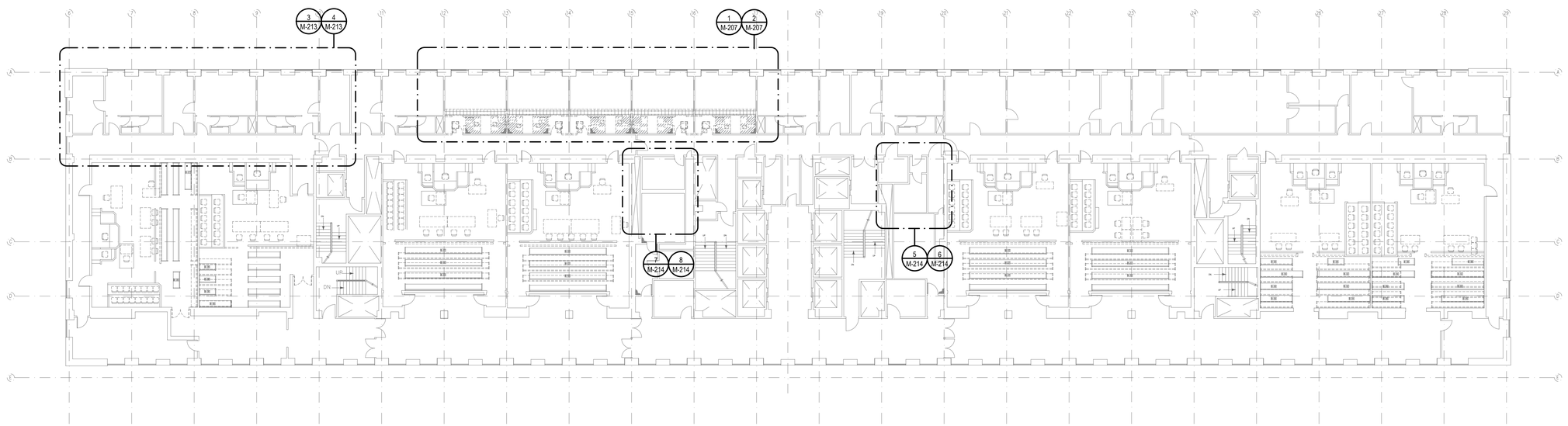

1 7TH FLOOR KEYPLAN
1/16"=1'-0"

N 0 8 16 32 FEET

KINGS COUNTY SUPREME COURT BUILDING ACCESSIBILITY RENOVATIONS

360 Adams Street
Brooklyn NY 11201

Conditions

ALL IDEAS, DESIGNS, ARRANGEMENTS AND PLANS INDICATED OR REPRESENTED BY THIS DRAWING ARE OWNED BY, AND THE PROPERTY OF RONNETTE RILEY ARCHITECT AND WERE CREATED, EVOLVED AND DEVELOPED FOR THE USE ON, AND IN CONNECTION WITH THE SPECIFIED PROJECT.
NONE OF SUCH IDEAS, DESIGNS, ARRANGEMENTS OR PLANS SHALL BE USED BY OR DISCLOSED TO ANY PERSON, FIRM OR CORPORATION FOR ANY PURPOSE WHATSOEVER WITHOUT THE WRITTEN PERMISSION OF RONNETTE RILEY ARCHITECT.

© Copyright Ronnette Riley *Architect* 2021

Ronnette Riley *Architect*

494 Eighth Avenue, 15th Floor
New York, NY 10001
T 212 594 4015
F 212 594 2868
www.ronnetteriley.com

MEP Engineer:

Loring Consulting Engineers, Inc.
360 West 31st Street, 14th Floor
New York, NY 10001-2727
T 212-563 7400
www.loringengineers.com
New York City .Washington, DC . Princeton . Durham . Toronto

Structural Engineer:

Silman
32 Old Slip, 10th Floor
New York, NY 10005
T 212-620 7970
www.Silman.com

Rev	Date	Issue
-	11 JUN 2021	SD Submission
-	22 OCT 2021	DD Review
-	23 NOV 2021	Issue for DD 50%
-	4 MAR 2022	Issue for Final DD
-	6 DEC 2022	CD Review
-	28 FEB 2023	CD Final

Title

MECHANICAL 7TH AND 8TH FLOOR KEY PLAN

Date	06-11-2021
Project No.	12328.000
Drawing By	AMA
CHK By	RS
Scale	AS NOTED

DOB Rev

M-106.00

8 OF 28

DOB SCAN

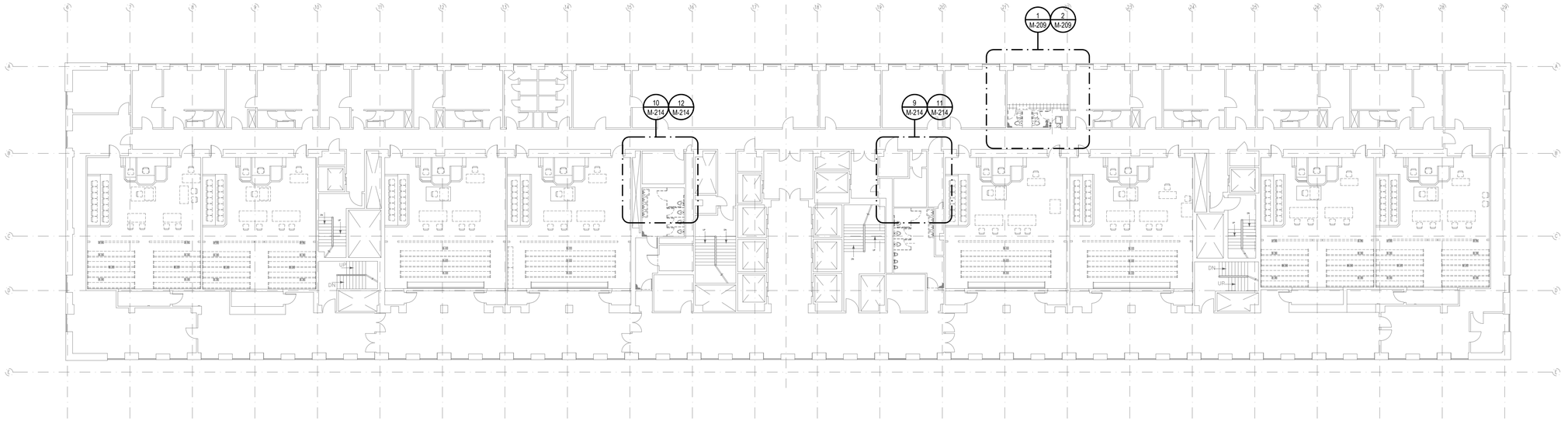

1 9TH FLOOR KEYPLAN
1/16"=1'-0"

N

0 8 16 32 FEET

KINGS COUNTY SUPREME COURT BUILDING ACCESSIBILITY RENOVATIONS

360 Adams Street
Brooklyn NY 11201

Conditions

ALL IDEAS, DESIGNS, ARRANGEMENTS AND PLANS INDICATED OR REPRESENTED BY THIS DRAWING ARE OWNED BY, AND THE PROPERTY OF RONNETTE RILEY ARCHITECT AND WERE CREATED, EVOLVED AND DEVELOPED FOR THE USE ON, AND IN CONNECTION WITH THE SPECIFIED PROJECT.
NONE OF SUCH IDEAS, DESIGNS, ARRANGEMENTS OR PLANS SHALL BE USED BY OR DISCLOSED TO ANY PERSON, FIRM OR CORPORATION FOR ANY PURPOSE WHATSOEVER WITHOUT THE WRITTEN PERMISSION OF RONNETTE RILEY ARCHITECT.

© Copyright Ronnette Riley *Architect* 2021

Ronnette Riley *Architect*

494 Eighth Avenue, 15th Floor
New York, NY 10001
T 212 594 4015
F 212 594 2868
www.ronnetteriley.com

MEP Engineer:

Loring Consulting Engineers, Inc.
360 West 31st Street, 14th Floor
New York, NY 10001-2727
T 212-563 7400
www.loringengineers.com
New York City .Washington, DC . Princeton . Durham . Toronto

Structural Engineer:

Silman
32 Old Slip, 10th Floor
New York, NY 10005
T 212-620 7970
www.Silman.com

Rev	Date	Issue
-	11 JUN 2021	SD Submission
-	22 OCT 2021	DD Review
-	23 NOV 2021	Issue for DD 50%
-	4 MAR 2022	Issue for Final DD
-	6 DEC 2022	CD Review
-	28 FEB 2023	CD Final

Title

MECHANICAL 9TH FLOOR KEY PLAN

Date	06-11-2021
Project No.	12328.000
Drawing By	AMA
CHK By	RS
Scale	AS NOTED

DOB Rev
M-107.00
9 OF 28

DOB SCAN

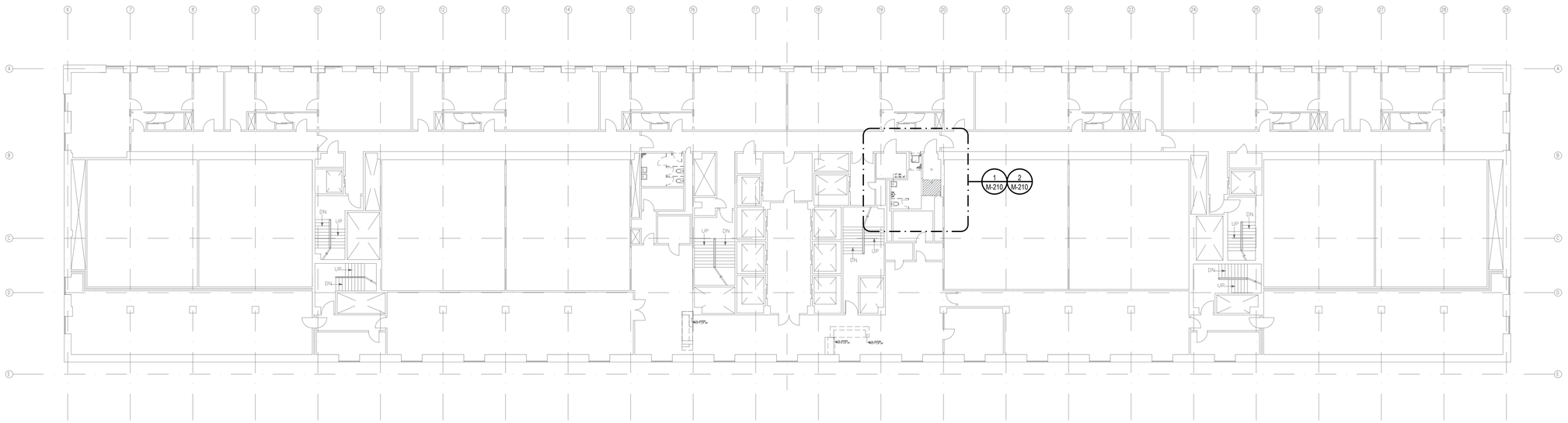

2 10TH FLOOR KEYPLAN
1/16"=1'-0"

N 0 8 16 32 FEET

KINGS COUNTY SUPREME COURT BUILDING ACCESSIBILITY RENOVATIONS

360 Adams Street
Brooklyn NY 11201

Conditions

ALL IDEAS, DESIGNS, ARRANGEMENTS AND PLANS INDICATED OR REPRESENTED BY THIS DRAWING ARE OWNED BY, AND THE PROPERTY OF RONNETTE RILEY ARCHITECT AND WERE CREATED, EVOLVED AND DEVELOPED FOR THE USE ON, AND IN CONNECTION WITH THE SPECIFIED PROJECT.
NONE OF SUCH IDEAS, DESIGNS, ARRANGEMENTS OR PLANS SHALL BE USED BY OR DISCLOSED TO ANY PERSON, FIRM OR CORPORATION FOR ANY PURPOSE WHATSOEVER WITHOUT THE WRITTEN PERMISSION OF RONNETTE RILEY ARCHITECT.

© Copyright Ronnette Riley *Architect* 2021

Ronnette Riley *Architect*

494 Eighth Avenue, 15th Floor
New York, NY 10001
T 212 594 4015
F 212 594 2868
www.ronnetteriley.com

MEP Engineer:

Loring Consulting Engineers, Inc.
360 West 31st Street, 14th Floor
New York, NY 10001-2727
T 212-563 7400
www.loringengineers.com
New York City .Washington, DC . Princeton . Durham . Toronto

Structural Engineer:

Silman
32 Old Slip, 10th Floor
New York, NY 10005
T 212-620 7970
www.Silman.com

Rev	Date	Issue
-	11 JUN 2021	SD Submission
-	22 OCT 2021	DD Review
-	23 NOV 2021	Issue for DD 50%
-	4 MAR 2022	Issue for Final DD
-	6 DEC 2022	CD Review
-	28 FEB 2023	CD Final

Title

MECHANICAL 10TH FLOOR KEY PLAN

Date	06-11-2021
Project No.	12328.000
Drawing By	AMA
CHK By	RS
Scale	AS NOTED

DOB Rev

M-108.00

10 OF 28

DOB SCAN

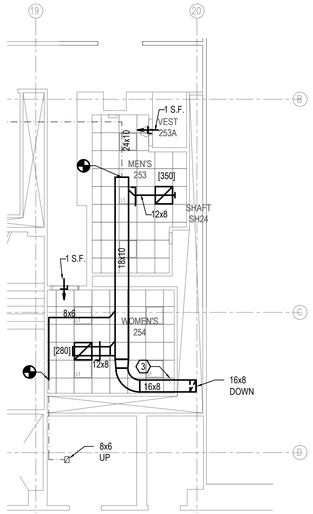

4 2ND FLOOR REFLECTED CEILING PLAN
1/8"=1'-0"

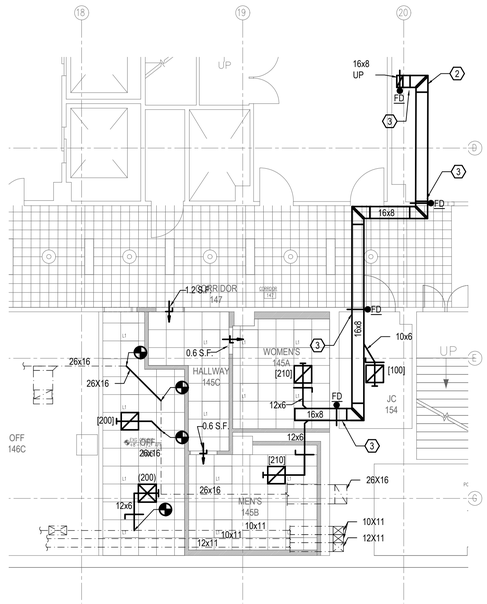

2 1ST FLOOR REFLECTED CEILING PLAN
1/8"=1'-0"

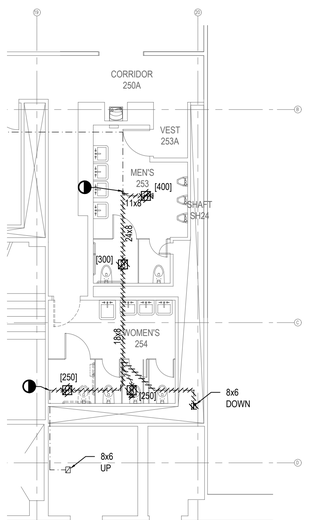

3 2ND FLOOR SELECTIVE REMOVAL PLAN
1/8"=1'-0"

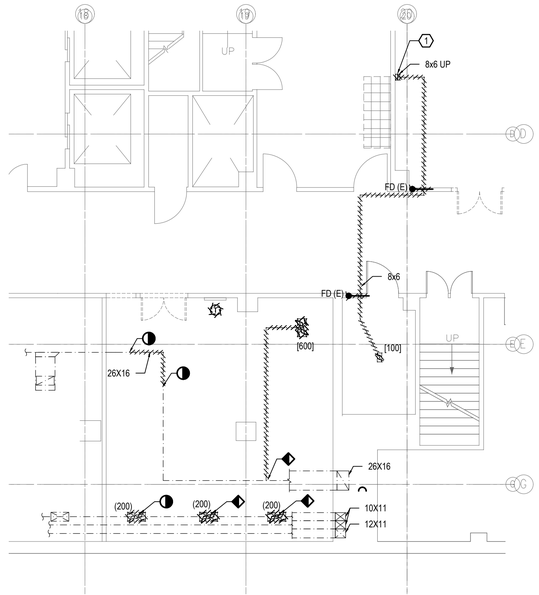

1 1ST FLOOR SELECTIVE REMOVAL PLAN
1/8"=1'-0"

NOTES:

1. BALANCE ALL AIR OUTLET DIFFUSERS.
2. PROVIDE VOLUME DAMPERS AT EACH LOW PRESSURE SUPPLY, RETURN AND EXHAUST DUCT BRANCH TAKE-OFF.
3. PROVIDE PRE-DEMOLITION AIR TEST READINGS REPORT FOR REVIEW FOR EACH SUPPLY, RETURN AND EXHAUST AIR OUTLET INDICATED ON DEMOLITION PLANS WITH CFM READINGS IDENTIFYING EACH AIR OUTLET ON KEY PLANS LAYOUT WITH OUTLET NUMBER AND SIZES. PROVIDE PRE - DEMOLITION AND FULL TOILET EXHAUST BALANCING FOR SYSTEMS INDICATED ON RISER DIAGRAMS M-401 & M-402.

KEY NOTES:

1. REMOVE 8x6 DUCT UP TO SECOND FLOOR. SEE SECOND FLOOR PART PLAN 7 FOR CONTINUATION.
2. INSTALL NEW 16x8 DUCT UP TO SECOND FLOOR. SEE SECOND FLOOR PART PLAN # 4 ON DRAWING M-201 FOR CONTINUATION.
3. PROVIDE 18X18 ACCESS DOOR IN FINISHED CONSTRUCTION AT LOCATION INDICATED. COORDINATE WITH ARCHITECTURAL DRAWINGS FOR FURTHER REQUIREMENT.

N 0 4 8 16 FEET

KINGS COUNTY SUPREME COURT BUILDING ACCESSIBILITY RENOVATIONS

360 Adams Street
Brooklyn NY 11201

Conditions

ALL IDEAS, DESIGNS, ARRANGEMENTS AND PLANS INDICATED OR REPRESENTED BY THIS DRAWING ARE OWNED BY, AND THE PROPERTY OF RONNETTE RILEY ARCHITECT AND WERE CREATED, EVOLVED AND DEVELOPED FOR THE USE ON, AND IN CONNECTION WITH THE SPECIFIED PROJECT.
NONE OF SUCH IDEAS, DESIGNS, ARRANGEMENTS OR PLANS SHALL BE USED BY OR DISCLOSED TO ANY PERSON, FIRM OR CORPORATION FOR ANY PURPOSE WHATSOEVER WITHOUT THE WRITTEN PERMISSION OF RONNETTE RILEY ARCHITECT.

© Copyright Ronnette Riley *Architect* 2021

Ronnette Riley *Architect*

494 Eighth Avenue, 15th Floor
New York, NY 10001
T 212 594 4015
F 212 594 2868
www.ronnetteriley.com

MEP Engineer:

Loring Consulting Engineers, Inc.
360 West 31st Street, 14th Floor
New York, NY 10001-2727
T 212-563 7400
www.loringengineers.com
New York City .Washington, DC . Princeton . Durham . Toronto

Structural Engineer:

Silman
32 Old Slip, 10th Floor
New York, NY 10005
T 212-620 7970
www.Silman.com

Rev	Date	Issue
-	11 JUN 2021	SD Submission
-	22 OCT 2021	DD Review
-	23 NOV 2021	Issue for DD 50%
-	4 MAR 2022	Issue for Final DD
-	6 DEC 2022	CD Review
-	28 FEB 2023	CD Final

Title

MECHANICAL 1ST AND 2ND FLOOR PARTIAL PLANS

Date	06-11-2021
Project No.	12328.000
Drawing By	AMA
CHK By	RS
Scale	AS NOTED

DOB Rev
M-201.00
11 OF 28

DOB SCAN

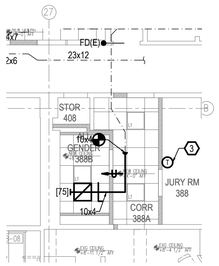

4 REFLECTED CEILING PLAN
1/8"=1'-0"

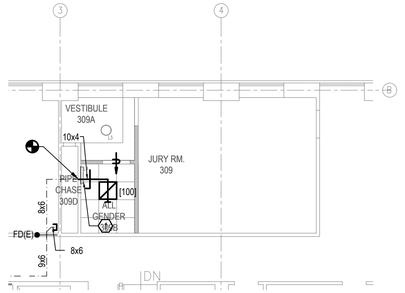

2 REFLECTED CEILING PLAN
1/8"=1'-0"

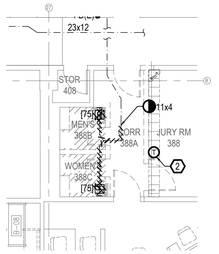

3 SELECTIVE REMOVAL PLAN
1/8"=1'-0"

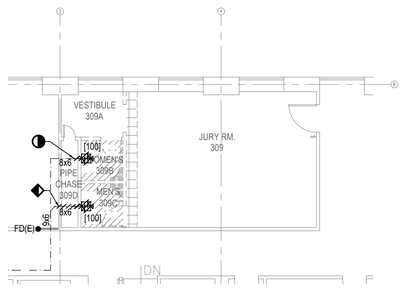

1 SELECTIVE REMOVAL PLAN
1/8"=1'-0"

NOTES:

1. BALANCE ALL AIR OUTLET DIFFUSERS.
2. PROVIDE VOLUME DAMPERS AT EACH LOW PRESSURE SUPPLY, RETURN AND EXHAUST DUCT BRANCH TAKE-OFF.
3. PROVIDE PRE-DEMOLITION AIR TEST READINGS REPORT FOR REVIEW FOR EACH SUPPLY, RETURN AND EXHAUST AIR OUTLET INDICATED ON DEMOLITION PLANS WITH CFM READINGS IDENTIFYING EACH AIR OUTLET ON KEY PLANS LAYOUT WITH OUTLET NUMBER AND SIZES. PROVIDE PRE - DEMOLITION AND FULL TOILET EXHAUST BALANCING FOR SYSTEMS INDICATED ON RISER DIAGRAMS M-401 & M-402.

KEY NOTES:

1. PROVIDE 18X18 ACCESS DOOR IN FINISHED CONSTRUCTION AT LOCATION INDICATED. COORDINATE WITH ARCHITECTURAL DRAWINGS FOR FURTHER REQUIREMENT.
2. EXISTING THERMOSTAT TO BE RELOCATED. TEMPORARILY REMOVE FROM WALL WITH ALL ACTIVE CONNECTIONS AND PROTECT DURING CONSTRUCTION. SEE NEW WORK PLAN FOR FINAL LOCATION.
3. RELOCATE EXISTING THERMOSTAT. PROVIDE EXTENSION CONNECTIONS AS REQUIRED.

N 0 4 8 16 FEET

KINGS COUNTY SUPREME COURT BUILDING ACCESSIBILITY RENOVATIONS

360 Adams Street
Brooklyn NY 11201

Conditions

ALL IDEAS, DESIGNS, ARRANGEMENTS AND PLANS INDICATED OR REPRESENTED BY THIS DRAWING ARE OWNED BY, AND THE PROPERTY OF RONNETTE RILEY ARCHITECT AND WERE CREATED, EVOLVED AND DEVELOPED FOR THE USE ON, AND IN CONNECTION WITH THE SPECIFIED PROJECT.
NONE OF SUCH IDEAS, DESIGNS, ARRANGEMENTS OR PLANS SHALL BE USED BY OR DISCLOSED TO ANY PERSON, FIRM OR CORPORATION FOR ANY PURPOSE WHATSOEVER WITHOUT THE WRITTEN PERMISSION OF RONNETTE RILEY ARCHITECT.

© Copyright Ronnette Riley *Architect* 2021

Ronnette Riley *Architect*

494 Eighth Avenue, 15th Floor
New York, NY 10001
T 212 594 4015
F 212 594 2868
www.ronnetteriley.com

MEP Engineer:

Loring Consulting Engineers, Inc.
360 West 31st Street, 14th Floor
New York, NY 10001-2727
T 212-563 7400
www.loringengineers.com
New York City .Washington, DC . Princeton . Durham . Toronto

Structural Engineer:

Silman
32 Old Slip, 10th Floor
New York, NY 10005
T 212-620 7970
www.Silman.com

Rev	Date	Issue
-	11 JUN 2021	SD Submission
-	22 OCT 2021	DD Review
-	23 NOV 2021	Issue for DD 50%
-	4 MAR 2022	Issue for Final DD
-	6 DEC 2022	CD Review
-	28 FEB 2023	CD Final

Title

MECHANICAL 3RD FLOOR PARTIAL PLANS - SHEET 1

Date	06-11-2021
Project No.	12328.000
Drawing By	AMA
CHK By	RS
Scale	AS NOTED

DOB Rev

M-202.00

12 OF 28

DOB SCAN

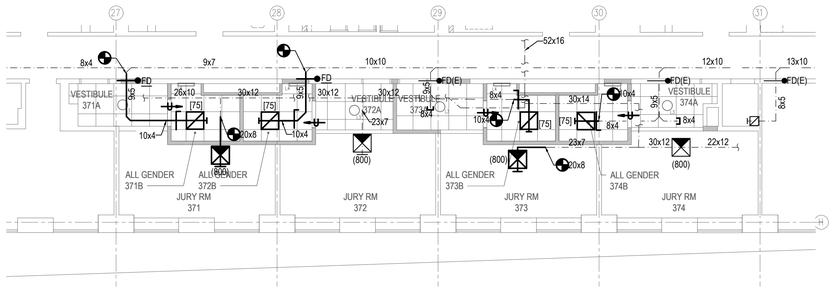

6 REFLECTED CEILING PLAN
1/8"=1'-0"

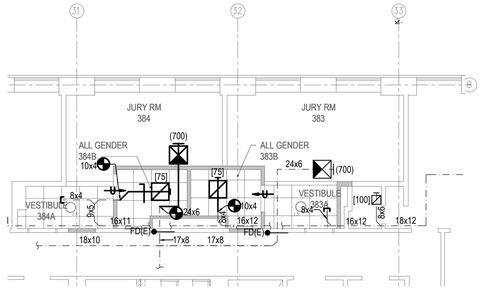

4 REFLECTED CEILING PLAN
1/8"=1'-0"

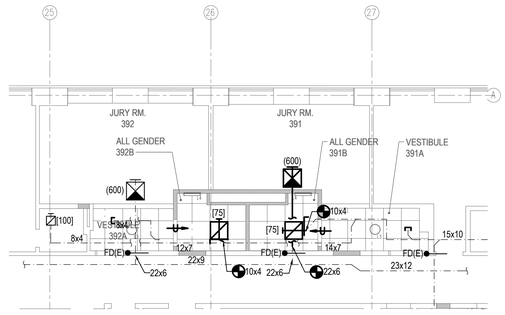

2 REFLECTED CEILING PLAN
1/8"=1'-0"

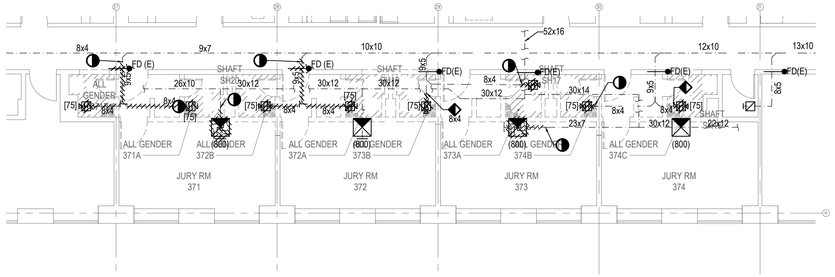

5 SELECTIVE REMOVAL PLAN
1/8"=1'-0"

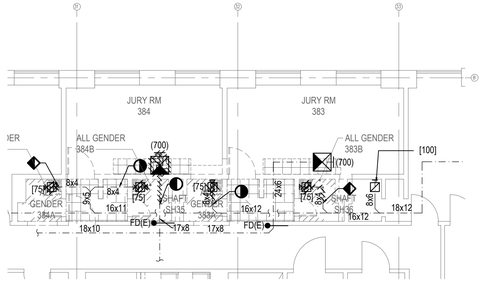

3 SELECTIVE REMOVAL PLAN
1/8"=1'-0"

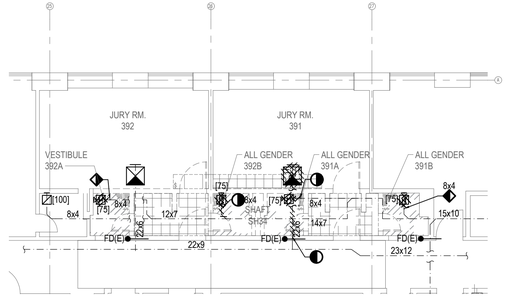

1 SELECTIVE REMOVAL PLAN
1/8"=1'-0"

NOTES:

1. BALANCE ALL AIR OUTLET DIFFUSERS.
2. PROVIDE VOLUME DAMPERS AT EACH LOW PRESSURE SUPPLY, RETURN AND EXHAUST DUCT BRANCH TAKE-OFF.
3. PROVIDE PRE-DEMOLITION AIR TEST READINGS REPORT FOR REVIEW FOR EACH SUPPLY, RETURN AND EXHAUST AIR OUTLET INDICATED ON DEMOLITION PLANS WITH CFM READINGS IDENTIFYING EACH AIR OUTLET ON KEY PLANS LAYOUT WITH OUTLET NUMBER AND SIZES. PROVIDE PRE - DEMOLITION AND FULL TOILET EXHAUST BALANCING FOR SYSTEMS INDICATED ON RISER DIAGRAMS M-401 & M-402.

KEY NOTES:

1. PROVIDE 18X18 ACCESS DOOR IN FINISHED CONSTRUCTION AT LOCATION INDICATED. COORDINATE WITH ARCHITECTURAL DRAWINGS FOR FURTHER REQUIREMENT.
2. EXISTING THERMOSTAT TO BE RELOCATED. TEMPORARILY REMOVE FROM WALL WITH ALL ACTIVE CONNECTIONS AND PROTECT DURING CONSTRUCTION. SEE NEW WORK PLAN FOR FINAL LOCATION.

N 0 4 8 16 FEET

KINGS COUNTY SUPREME COURT BUILDING ACCESSIBILITY RENOVATIONS

360 Adams Street
Brooklyn NY 11201

Conditions

ALL IDEAS, DESIGNS, ARRANGEMENTS AND PLANS INDICATED OR REPRESENTED BY THIS DRAWING ARE OWNED BY, AND THE PROPERTY OF RONNETTE RILEY ARCHITECT AND WERE CREATED, EVOLVED AND DEVELOPED FOR THE USE ON, AND IN CONNECTION WITH THE SPECIFIED PROJECT.
NONE OF SUCH IDEAS, DESIGNS, ARRANGEMENTS OR PLANS SHALL BE USED BY OR DISCLOSED TO ANY PERSON, FIRM OR CORPORATION FOR ANY PURPOSE WHATSOEVER WITHOUT THE WRITTEN PERMISSION OF RONNETTE RILEY ARCHITECT.

© Copyright Ronnette Riley *Architect* 2021

Ronnette Riley *Architect*

494 Eighth Avenue, 15th Floor
New York, NY 10001
T 212 594 4015
F 212 594 2868
www.ronnetteriley.com

MEP Engineer:

Loring Consulting Engineers, Inc.
360 West 31st Street, 14th Floor
New York, NY 10001-2727
T 212-563 7400
www.loringengineers.com
New York City .Washington, DC . Princeton . Durham . Toronto

Structural Engineer:

Silman
32 Old Slip, 10th Floor
New York, NY 10005
T 212-620 7970
www.Silman.com

Rev	Date	Issue
-	11 JUN 2021	SD Submission
-	22 OCT 2021	DD Review
-	23 NOV 2021	Issue for DD 50%
-	4 MAR 2022	Issue for Final DD
-	6 DEC 2022	CD Review
-	28 FEB 2023	CD Final

Title

MECHANICAL 3RD FLOOR PARTIAL PLANS - SHEET 2

Date	06-11-2021
Project No.	12328.000
Drawing By	AMA
CHK By	RS
Scale	AS NOTED

DOB Rev
M-203.00
13 OF 28

DOB SCAN

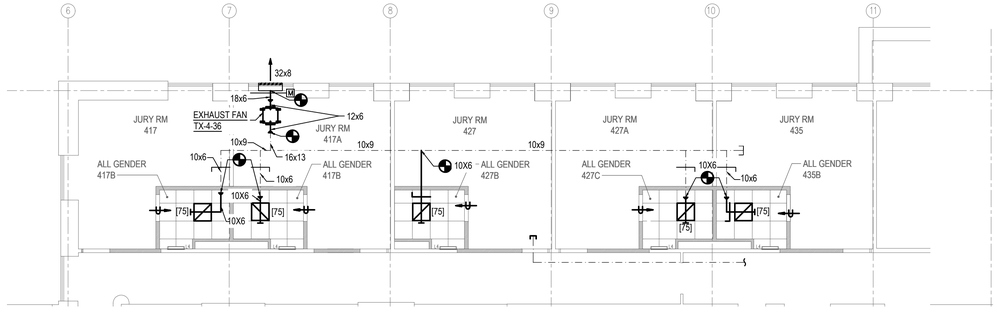

2 REFLECTED CEILING PLAN
1/8"=1'-0"

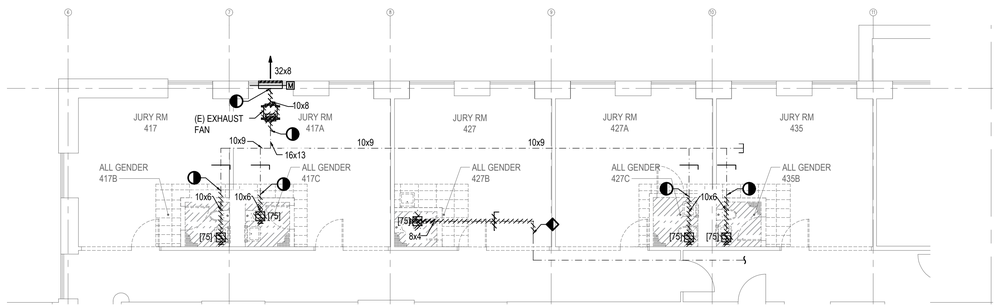

1 SELECTIVE REMOVAL PLAN
1/8"=1'-0"

NOTES:

1. BALANCE ALL AIR OUTLET DIFFUSERS.
2. PROVIDE VOLUME DAMPERS AT EACH LOW PRESSURE SUPPLY, RETURN AND EXHAUST DUCT BRANCH TAKE-OFF.
3. PROVIDE PRE-DEMOLITION AIR TEST READINGS REPORT FOR REVIEW FOR EACH SUPPLY, RETURN AND EXHAUST AIR OUTLET INDICATED ON DEMOLITION PLANS WITH CFM READINGS IDENTIFYING EACH AIR OUTLET ON KEY PLANS LAYOUT WITH OUTLET NUMBER AND SIZES. PROVIDE PRE - DEMOLITION AND FULL TOILET EXHAUST BALANCING FOR SYSTEMS INDICATED ON RISER DIAGRAMS M-401 & M-402.

N 0 4 8 16 FEET

KINGS COUNTY SUPREME COURT BUILDING ACCESSIBILITY RENOVATIONS

360 Adams Street
Brooklyn NY 11201

Conditions

ALL IDEAS, DESIGNS, ARRANGEMENTS AND PLANS INDICATED OR REPRESENTED BY THIS DRAWING ARE OWNED BY, AND THE PROPERTY OF RONNETTE RILEY ARCHITECT AND WERE CREATED, EVOLVED AND DEVELOPED FOR THE USE ON, AND IN CONNECTION WITH THE SPECIFIED PROJECT.
NONE OF SUCH IDEAS, DESIGNS, ARRANGEMENTS OR PLANS SHALL BE USED BY OR DISCLOSED TO ANY PERSON, FIRM OR CORPORATION FOR ANY PURPOSE WHATSOEVER WITHOUT THE WRITTEN PERMISSION OF RONNETTE RILEY ARCHITECT.

© Copyright Ronnette Riley *Architect* 2021

Ronnette Riley *Architect*

494 Eighth Avenue, 15th Floor
New York, NY 10001
T 212 594 4015
F 212 594 2868
www.ronnetteriley.com

MEP Engineer:

Loring Consulting Engineers, Inc.
360 West 31st Street, 14th Floor
New York, NY 10001-2727
T 212-563 7400
www.loringengineers.com
New York City .Washington, DC . Princeton . Durham . Toronto

Structural Engineer:

Silman
32 Old Slip, 10th Floor
New York, NY 10005
T 212-620 7970
www.Silman.com

Rev	Date	Issue
-	11 JUN 2021	SD Submission
-	22 OCT 2021	DD Review
-	23 NOV 2021	Issue for DD 50%
-	4 MAR 2022	Issue for Final DD
-	6 DEC 2022	CD Review
-	28 FEB 2023	CD Final

Title

MECHANICAL 4TH FLOOR PARTIAL PLANS

Date	06-11-2021
Project No.	12328.000
Drawing By	AMA
CHK By	RS
Scale	AS NOTED

DOB Rev
M-204.00
14 OF 28

DOB SCAN

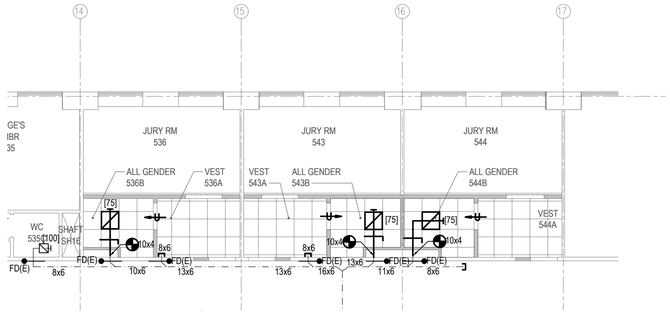

2 REFLECTED CEILING PLAN
1/8"=1'-0"

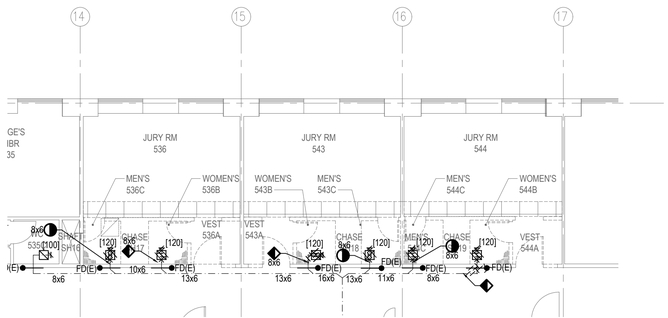

1 SELECTIVE REMOVAL PLAN
1/8"=1'-0"

NOTES:

1. BALANCE ALL AIR OUTLET DIFFUSERS.
2. PROVIDE VOLUME DAMPERS AT EACH LOW PRESSURE SUPPLY, RETURN AND EXHAUST DUCT BRANCH TAKE-OFF.
3. PROVIDE PRE-DEMOLITION AIR TEST READINGS REPORT FOR REVIEW FOR EACH SUPPLY, RETURN AND EXHAUST AIR OUTLET INDICATED ON DEMOLITION PLANS WITH CFM READINGS IDENTIFYING EACH AIR OUTLET ON KEY PLANS LAYOUT WITH OUTLET NUMBER AND SIZES. PROVIDE PRE - DEMOLITION AND FULL TOILET EXHAUST BALANCING FOR SYSTEMS INDICATED ON RISER DIAGRAMS M-401 & M-402.

N 0 4 8 16 FEET

KINGS COUNTY SUPREME COURT BUILDING ACCESSIBILITY RENOVATIONS

360 Adams Street
Brooklyn NY 11201

Conditions

ALL IDEAS, DESIGNS, ARRANGEMENTS AND PLANS INDICATED OR REPRESENTED BY THIS DRAWING ARE OWNED BY, AND THE PROPERTY OF RONNETTE RILEY ARCHITECT AND WERE CREATED, EVOLVED AND DEVELOPED FOR THE USE ON, AND IN CONNECTION WITH THE SPECIFIED PROJECT.
NONE OF SUCH IDEAS, DESIGNS, ARRANGEMENTS OR PLANS SHALL BE USED BY OR DISCLOSED TO ANY PERSON, FIRM OR CORPORATION FOR ANY PURPOSE WHATSOEVER WITHOUT THE WRITTEN PERMISSION OF RONNETTE RILEY ARCHITECT.

© Copyright Ronnette Riley *Architect* 2021

Ronnette Riley *Architect*

494 Eighth Avenue, 15th Floor
New York, NY 10001
T 212 594 4015
F 212 594 2868
www.ronnetteriley.com

MEP Engineer:

Loring Consulting Engineers, Inc.
360 West 31st Street, 14th Floor
New York, NY 10001-2727
T 212-563 7400
www.loringengineers.com
New York City .Washington, DC . Princeton . Durham . Toronto

Structural Engineer:

Silman
32 Old Slip, 10th Floor
New York, NY 10005
T 212-620 7970
www.Silman.com

Rev	Date	Issue
-	11 JUN 2021	SD Submission
-	22 OCT 2021	DD Review
-	23 NOV 2021	Issue for DD 50%
-	4 MAR 2022	Issue for Final DD
-	6 DEC 2022	CD Review
-	28 FEB 2023	CD Final

Title

MECHANICAL 5TH FLOOR PARTIAL PLANS - SHEET 1

Date	06-11-2021
Project No.	12328.000
Drawing By	AMA
CHK By	RS
Scale	AS NOTED

DOB Rev
M-205.00
15 OF 28

DOB SCAN

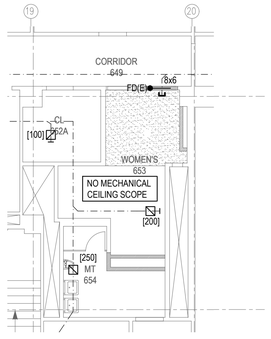

4 6TH FLOOR REFLECTED CEILING PLAN
1/8"=1'-0"

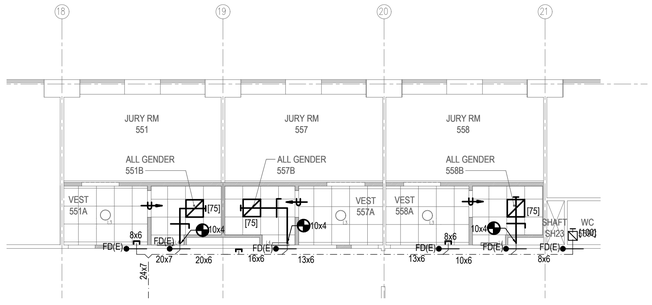

2 5TH FLOOR REFLECTED CEILING PLAN
1/8"=1'-0"

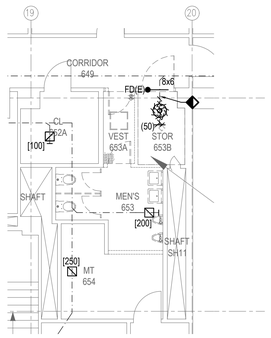

3 6TH FLOOR SELECTIVE REMOVAL PLAN
1/8"=1'-0"

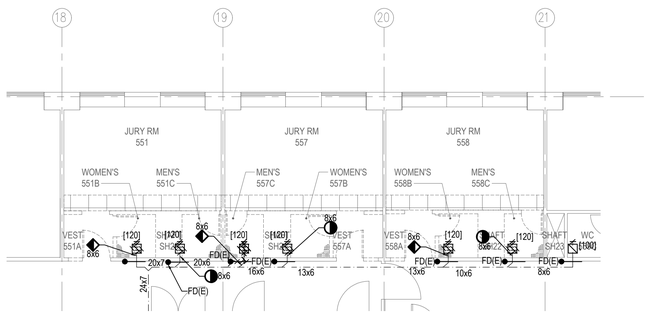

1 5TH FLOOR SELECTIVE REMOVAL PLAN
1/8"=1'-0"

NOTES:

1. BALANCE ALL AIR OUTLET DIFFUSERS.
2. PROVIDE VOLUME DAMPERS AT EACH LOW PRESSURE SUPPLY, RETURN AND EXHAUST DUCT BRANCH TAKE-OFF.
3. PROVIDE PRE-DEMOLITION AIR TEST READINGS REPORT FOR REVIEW FOR EACH SUPPLY, RETURN AND EXHAUST AIR OUTLET INDICATED ON DEMOLITION PLANS WITH CFM READINGS IDENTIFYING EACH AIR OUTLET ON KEY PLANS LAYOUT WITH OUTLET NUMBER AND SIZES. PROVIDE PRE - DEMOLITION AND FULL TOILET EXHAUST BALANCING FOR SYSTEMS INDICATED ON RISER DIAGRAMS M-401 & M-402.

N 0 4 8 16 FEET

KINGS COUNTY SUPREME COURT BUILDING ACCESSIBILITY RENOVATIONS

360 Adams Street
Brooklyn NY 11201

Conditions

ALL IDEAS, DESIGNS, ARRANGEMENTS AND PLANS INDICATED OR REPRESENTED BY THIS DRAWING ARE OWNED BY, AND THE PROPERTY OF RONNETTE RILEY ARCHITECT AND WERE CREATED, EVOLVED AND DEVELOPED FOR THE USE ON, AND IN CONNECTION WITH THE SPECIFIED PROJECT.
NONE OF SUCH IDEAS, DESIGNS, ARRANGEMENTS OR PLANS SHALL BE USED BY OR DISCLOSED TO ANY PERSON, FIRM OR CORPORATION FOR ANY PURPOSE WHATSOEVER WITHOUT THE WRITTEN PERMISSION OF RONNETTE RILEY ARCHITECT.

© Copyright Ronnette Riley *Architect* 2021

Ronnette Riley *Architect*

494 Eighth Avenue, 15th Floor
New York, NY 10001
T 212 594 4015
F 212 594 2868
www.ronnetteriley.com

MEP Engineer:

Loring Consulting Engineers, Inc.
360 West 31st Street, 14th Floor
New York, NY 10001-2727
T 212-563 7400
www.loringengineers.com
New York City .Washington, DC . Princeton . Durham . Toronto

Structural Engineer:

Silman
32 Old Slip, 10th Floor
New York, NY 10005
T 212-620 7970
www.Silman.com

Rev	Date	Issue
-	11 JUN 2021	SD Submission
-	22 OCT 2021	DD Review
-	23 NOV 2021	Issue for DD 50%
-	4 MAR 2022	Issue for Final DD
-	6 DEC 2022	CD Review
-	28 FEB 2023	CD Final

Title

MECHANICAL 5TH & 6TH FLOOR PARTIAL PLANS

Date	06-11-2021
Project No.	12328.000
Drawing By	AMA
CHK By	RS
Scale	AS NOTED

DOB Rev
M-206.00
16 OF 28

DOB SCAN

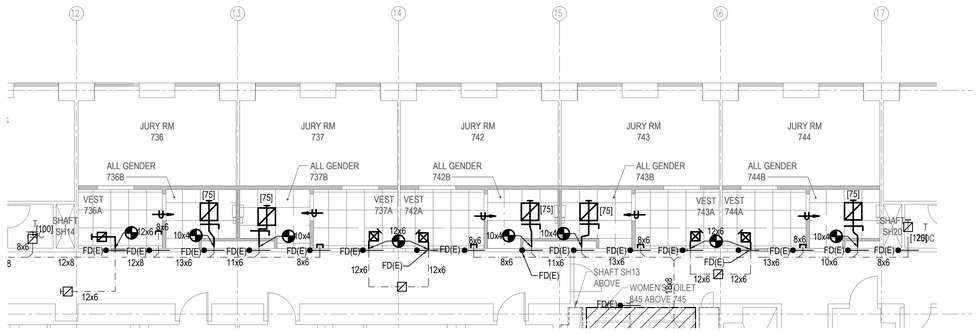

2 REFLECTED CEILING PLAN
1/8"=1'-0"

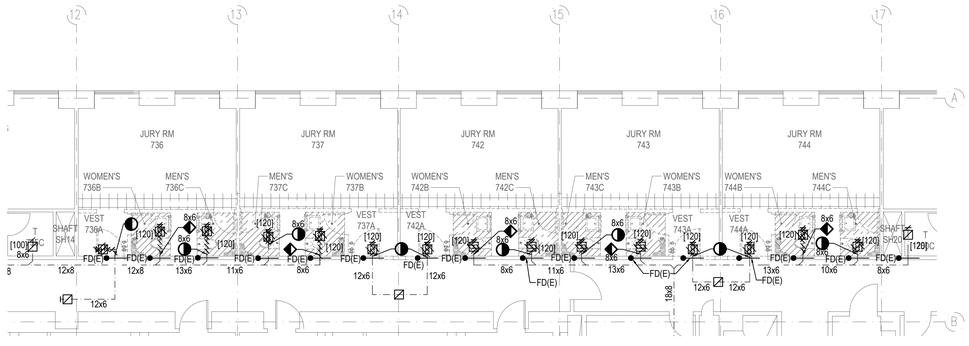

1 SELECTIVE REMOVAL PLAN
1/8"=1'-0"

NOTES:

1. BALANCE ALL AIR OUTLET DIFFUSERS.
2. PROVIDE VOLUME DAMPERS AT EACH LOW PRESSURE SUPPLY, RETURN AND EXHAUST DUCT BRANCH TAKE-OFF.
3. PROVIDE PRE-DEMOLITION AIR TEST READINGS REPORT FOR REVIEW FOR EACH SUPPLY, RETURN AND EXHAUST AIR OUTLET INDICATED ON DEMOLITION PLANS WITH CFM READINGS IDENTIFYING EACH AIR OUTLET ON KEY PLANS LAYOUT WITH OUTLET NUMBER AND SIZES. PROVIDE PRE - DEMOLITION AND FULL TOILET EXHAUST BALANCING FOR SYSTEMS INDICATED ON RISER DIAGRAMS M-401 & M-402.

N 0 4 8 16 FEET

KINGS COUNTY SUPREME COURT BUILDING ACCESSIBILITY RENOVATIONS

360 Adams Street
Brooklyn NY 11201

Conditions

ALL IDEAS, DESIGNS, ARRANGEMENTS AND PLANS INDICATED OR REPRESENTED BY THIS DRAWING ARE OWNED BY, AND THE PROPERTY OF RONNETTE RILEY ARCHITECT AND WERE CREATED, EVOLVED AND DEVELOPED FOR THE USE ON, AND IN CONNECTION WITH THE SPECIFIED PROJECT.
NONE OF SUCH IDEAS, DESIGNS, ARRANGEMENTS OR PLANS SHALL BE USED BY OR DISCLOSED TO ANY PERSON, FIRM OR CORPORATION FOR ANY PURPOSE WHATSOEVER WITHOUT THE WRITTEN PERMISSION OF RONNETTE RILEY ARCHITECT.

© Copyright Ronnette Riley *Architect* 2021

Ronnette Riley *Architect*

494 Eighth Avenue, 15th Floor
New York, NY 10001
T 212 594 4015
F 212 594 2868
www.ronnetteriley.com

MEP Engineer:

Loring Consulting Engineers, Inc.
360 West 31st Street, 14th Floor
New York, NY 10001-2727
T 212-563 7400
www.loringengineers.com
New York City .Washington, DC . Princeton . Durham . Toronto

Structural Engineer:

Silman
32 Old Slip, 10th Floor
New York, NY 10005
T 212-620 7970
www.Silman.com

Rev	Date	Issue
-	11 JUN 2021	SD Submission
-	22 OCT 2021	DD Review
-	23 NOV 2021	Issue for DD 50%
-	4 MAR 2022	Issue for Final DD
-	6 DEC 2022	CD Review
-	28 FEB 2023	CD Final

Title

MECHANICAL 7TH FLOOR PARTIAL PLANS

Date	06-11-2021
Project No.	12328.000
Drawing By	AMA
CHK By	RS
Scale	AS NOTED

DOB Rev
M-207.00
17 OF 28

DOB SCAN

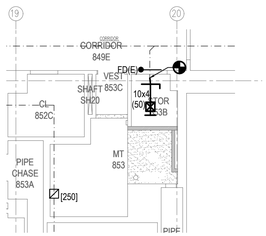

4 REFLECTED CEILING PLAN
1/8"=1'-0"

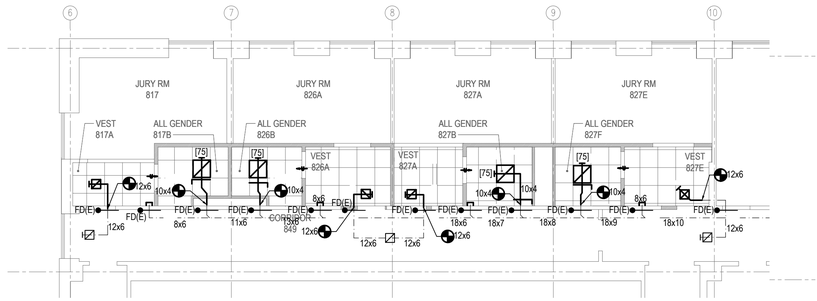

2 REFLECTED CEILING PLAN
1/8"=1'-0"

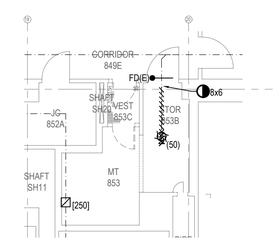

3 SELECTIVE REMOVAL PLAN
1/8"=1'-0"

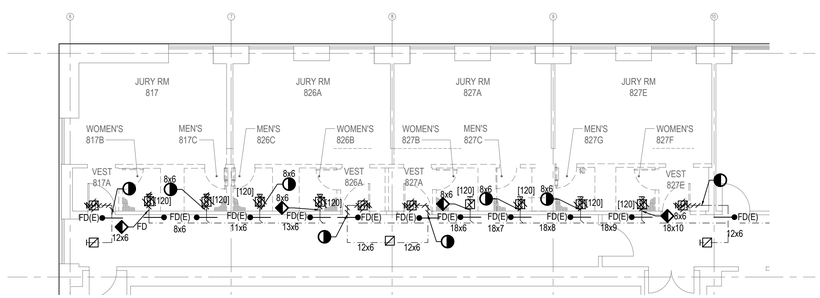

1 SELECTIVE REMOVAL PLAN
1/8"=1'-0"

NOTES:

1. BALANCE ALL AIR OUTLET DIFFUSERS.
2. PROVIDE VOLUME DAMPERS AT EACH LOW PRESSURE SUPPLY, RETURN AND EXHAUST DUCT BRANCH TAKE-OFF.
3. PROVIDE PRE-DEMOLITION AIR TEST READINGS REPORT FOR REVIEW FOR EACH SUPPLY, RETURN AND EXHAUST AIR OUTLET INDICATED ON DEMOLITION PLANS WITH CFM READINGS IDENTIFYING EACH AIR OUTLET ON KEY PLANS LAYOUT WITH OUTLET NUMBER AND SIZES. PROVIDE PRE - DEMOLITION AND FULL TOILET EXHAUST BALANCING FOR SYSTEMS INDICATED ON RISER DIAGRAMS M-401 & M-402.

N 0 4 8 16 FEET

KINGS COUNTY SUPREME COURT BUILDING ACCESSIBILITY RENOVATIONS

360 Adams Street
Brooklyn NY 11201

Conditions

ALL IDEAS, DESIGNS, ARRANGEMENTS AND PLANS INDICATED OR REPRESENTED BY THIS DRAWING ARE OWNED BY, AND THE PROPERTY OF RONNETTE RILEY ARCHITECT AND WERE CREATED, EVOLVED AND DEVELOPED FOR THE USE ON, AND IN CONNECTION WITH THE SPECIFIED PROJECT.
NONE OF SUCH IDEAS, DESIGNS, ARRANGEMENTS OR PLANS SHALL BE USED BY OR DISCLOSED TO ANY PERSON, FIRM OR CORPORATION FOR ANY PURPOSE WHATSOEVER WITHOUT THE WRITTEN PERMISSION OF RONNETTE RILEY ARCHITECT.

© Copyright Ronnette Riley *Architect* 2021

Ronnette Riley *Architect*

494 Eighth Avenue, 15th Floor
New York, NY 10001
T 212 594 4015
F 212 594 2868
www.ronnetteriley.com

MEP Engineer:

Loring Consulting Engineers, Inc.
360 West 31st Street, 14th Floor
New York, NY 10001-2727
T 212-563 7400
www.loringengineers.com
New York City .Washington, DC . Princeton . Durham . Toronto

Structural Engineer:

Silman
32 Old Slip, 10th Floor
New York, NY 10005
T 212-620 7970
www.Silman.com

Rev	Date	Issue
-	11 JUN 2021	SD Submission
-	22 OCT 2021	DD Review
-	23 NOV 2021	Issue for DD 50%
-	4 MAR 2022	Issue for Final DD
-	6 DEC 2022	CD Review
-	28 FEB 2023	CD Final

Title

MECHANICAL 7TH AND 8TH FLOOR PARTIAL PLANS

Date	06-11-2021
Project No.	12328.000
Drawing By	AMA
CHK By	RS
Scale	AS NOTED

DOB Rev
M-208.00
18 OF 28

DOB SCAN

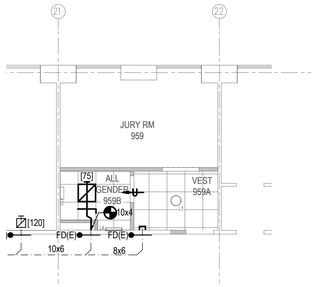

2 REFLECTED CEILING PLAN
1/8"=1'-0"

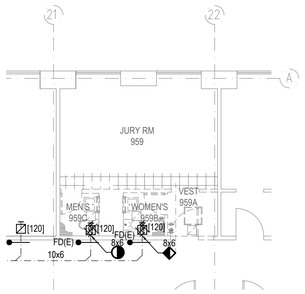

1 SELECTIVE REMOVAL PLAN
1/8"=1'-0"

NOTES:

1. BALANCE ALL AIR OUTLET DIFFUSERS.
2. PROVIDE VOLUME DAMPERS AT EACH LOW PRESSURE SUPPLY, RETURN AND EXHAUST DUCT BRANCH TAKE-OFF.
3. PROVIDE PRE-DEMOLITION AIR TEST READINGS REPORT FOR REVIEW FOR EACH SUPPLY, RETURN AND EXHAUST AIR OUTLET INDICATED ON DEMOLITION PLANS WITH CFM READINGS IDENTIFYING EACH AIR OUTLET ON KEY PLANS LAYOUT WITH OUTLET NUMBER AND SIZES. PROVIDE PRE - DEMOLITION AND FULL TOILET EXHAUST BALANCING FOR SYSTEMS INDICATED ON RISER DIAGRAMS M-401 & M-402.

N 0 4 8 16 FEET

KINGS COUNTY SUPREME COURT BUILDING ACCESSIBILITY RENOVATIONS

360 Adams Street
Brooklyn NY 11201

Conditions

ALL IDEAS, DESIGNS, ARRANGEMENTS AND PLANS INDICATED OR REPRESENTED BY THIS DRAWING ARE OWNED BY, AND THE PROPERTY OF RONNETTE RILEY ARCHITECT AND WERE CREATED, EVOLVED AND DEVELOPED FOR THE USE ON, AND IN CONNECTION WITH THE SPECIFIED PROJECT.
NONE OF SUCH IDEAS, DESIGNS, ARRANGEMENTS OR PLANS SHALL BE USED BY OR DISCLOSED TO ANY PERSON, FIRM OR CORPORATION FOR ANY PURPOSE WHATSOEVER WITHOUT THE WRITTEN PERMISSION OF RONNETTE RILEY ARCHITECT.

© Copyright Ronnette Riley *Architect* 2021

Ronnette Riley *Architect*

494 Eighth Avenue, 15th Floor
New York, NY 10001
T 212 594 4015
F 212 594 2868
www.ronnetteriley.com

MEP Engineer:

Loring Consulting Engineers, Inc.
360 West 31st Street, 14th Floor
New York, NY 10001-2727
T 212-563 7400
www.loringengineers.com
New York City .Washington, DC . Princeton . Durham . Toronto

Structural Engineer:

Silman
32 Old Slip, 10th Floor
New York, NY 10005
T 212-620 7970
www.Silman.com

Rev	Date	Issue
-	11 JUN 2021	SD Submission
-	22 OCT 2021	DD Review
-	23 NOV 2021	Issue for DD 50%
-	4 MAR 2022	Issue for Final DD
-	6 DEC 2022	CD Review
-	28 FEB 2023	CD Final

Title

MECHANICAL 9TH FLOOR PARTIAL PLANS

Date	06-11-2021
Project No.	12328.000
Drawing By	AMA
CHK By	RS
Scale	AS NOTED

DOB Rev
M-209.00
19 OF 28

DOB SCAN

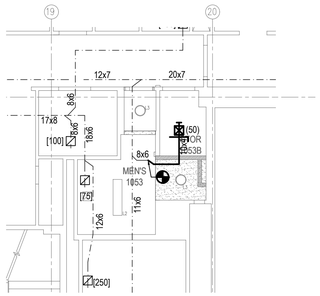

2 REFLECTED CEILING PLAN
1/8"=1'-0"

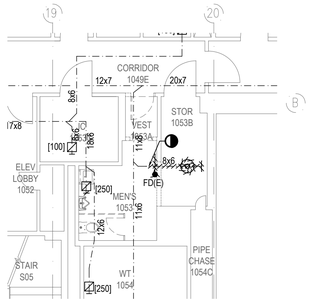

1 SELECTIVE REMOVAL PLAN
1/8"=1'-0"

NOTES:

1. BALANCE ALL AIR OUTLET DIFFUSERS.
2. PROVIDE VOLUME DAMPERS AT EACH LOW PRESSURE SUPPLY, RETURN AND EXHAUST DUCT BRANCH TAKE-OFF.
3. PROVIDE PRE-DEMOLITION AIR TEST READINGS REPORT FOR REVIEW FOR EACH SUPPLY, RETURN AND EXHAUST AIR OUTLET INDICATED ON DEMOLITION PLANS WITH CFM READINGS IDENTIFYING EACH AIR OUTLET ON KEY PLANS LAYOUT WITH OUTLET NUMBER AND SIZES. PROVIDE PRE - DEMOLITION AND FULL TOILET EXHAUST BALANCING FOR SYSTEMS INDICATED ON RISER DIAGRAMS M-401 & M-402.

N 0 4 8 16 FEET

KINGS COUNTY SUPREME COURT BUILDING ACCESSIBILITY RENOVATIONS

360 Adams Street
Brooklyn NY 11201

Conditions

ALL IDEAS, DESIGNS, ARRANGEMENTS AND PLANS INDICATED OR REPRESENTED BY THIS DRAWING ARE OWNED BY, AND THE PROPERTY OF RONNETTE RILEY ARCHITECT AND WERE CREATED, EVOLVED AND DEVELOPED FOR THE USE ON, AND IN CONNECTION WITH THE SPECIFIED PROJECT.
NONE OF SUCH IDEAS, DESIGNS, ARRANGEMENTS OR PLANS SHALL BE USED BY OR DISCLOSED TO ANY PERSON, FIRM OR CORPORATION FOR ANY PURPOSE WHATSOEVER WITHOUT THE WRITTEN PERMISSION OF RONNETTE RILEY ARCHITECT.

© Copyright Ronnette Riley *Architect* 2021

Ronnette Riley *Architect*

494 Eighth Avenue, 15th Floor
New York, NY 10001
T 212 594 4015
F 212 594 2868
www.ronnetteriley.com

MEP Engineer:

Loring Consulting Engineers, Inc.
360 West 31st Street, 14th Floor
New York, NY 10001-2727
T 212-563 7400
www.loringengineers.com
New York City .Washington, DC . Princeton . Durham . Toronto

Structural Engineer:

Silman
32 Old Slip, 10th Floor
New York, NY 10005
T 212-620 7970
www.Silman.com

Rev	Date	Issue
-	11 JUN 2021	SD Submission
-	22 OCT 2021	DD Review
-	23 NOV 2021	Issue for DD 50%
-	4 MAR 2022	Issue for Final DD
-	6 DEC 2022	CD Review
-	28 FEB 2023	CD Final

Title

MECHANICAL 10TH FLOOR PARTIAL PLANS

Date	06-11-2021
Project No.	12328.000
Drawing By	AMA
CHK By	RS
Scale	AS NOTED

DOB Rev
M-210.00
20 OF 28

DOB SCAN

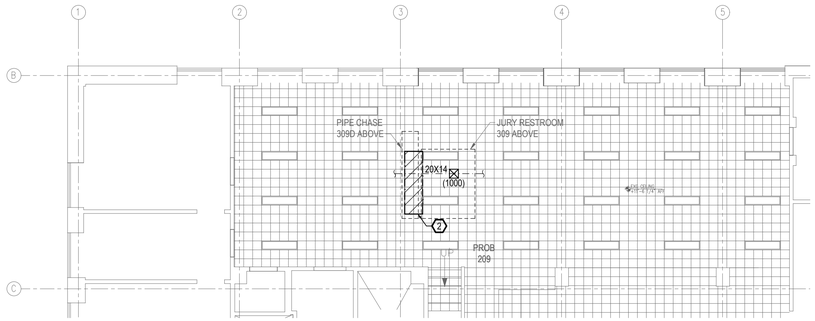

10 2ND FL. REFLECTED CEILING PLAN - PROB 209
1/8"=1'-0"

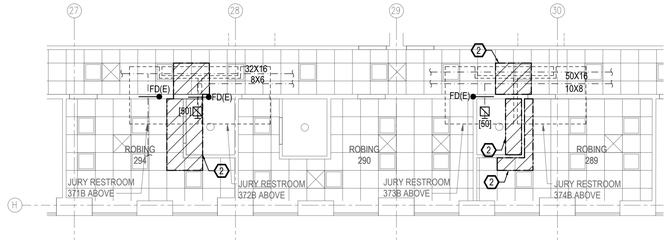

6 2ND FL. REFLECTED CEILING PLAN - ROBING 289, 290, 294 AND CORRIDOR
1/8"=1'-0"

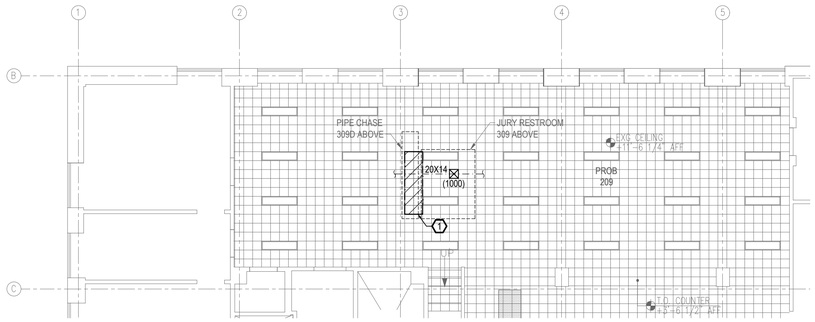

9 2ND FL. SELECTIVE REMOVAL PLAN - PROB 209
1/8"=1'-0"

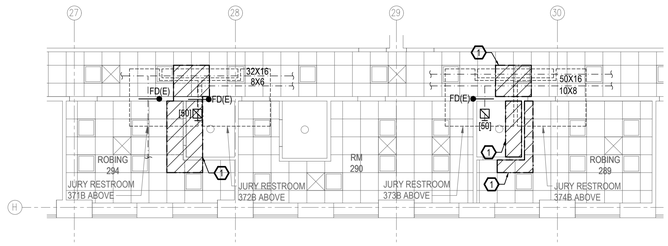

5 2ND FL. SELECTIVE REMOVAL PLAN - ROBING 289, 290, 294 AND CORRIDOR
1/8"=1'-0"

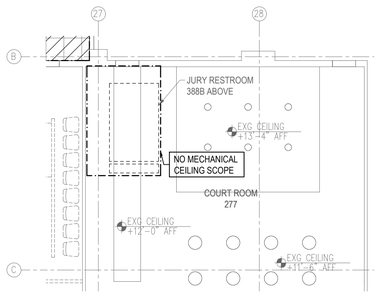

8 2ND FL. REFLECTED CEILING PLAN - COURT ROOM 277
1/8"=1'-0"

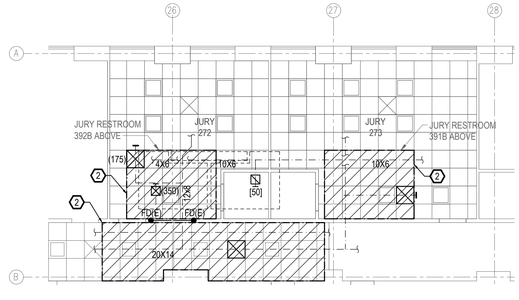

4 2ND FL. REFLECTED CEILING PLAN - JURY 272, 273 AND CORRIDOR
1/8"=1'-0"

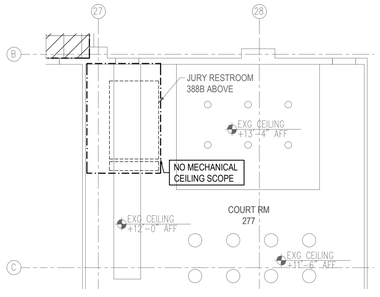

7 2ND FL. SELECTIVE REMOVAL PLAN - COURT ROOM 277
1/8"=1'-0"

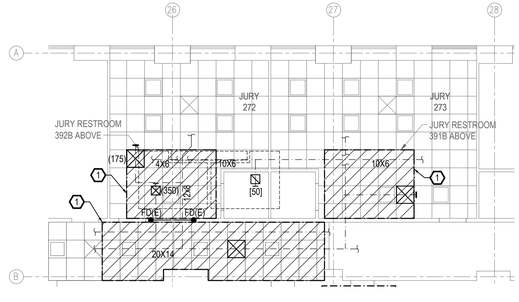

3 2ND FL. SELECTIVE REMOVAL PLAN - JURY 272, 273 AND CORRIDOR
1/8"=1'-0"

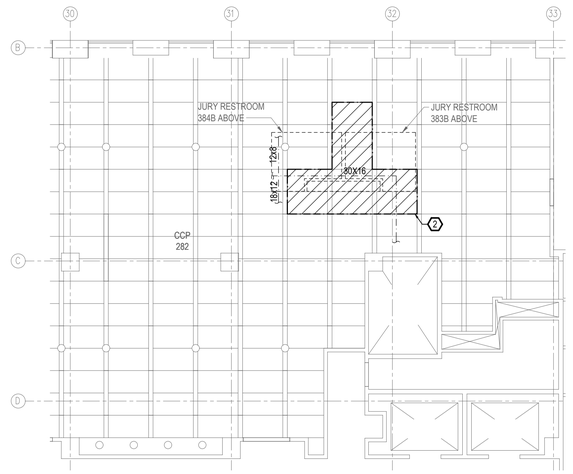

2 2ND FL. REFLECTED CEILING PLAN - CCP 282
1/8"=1'-0"

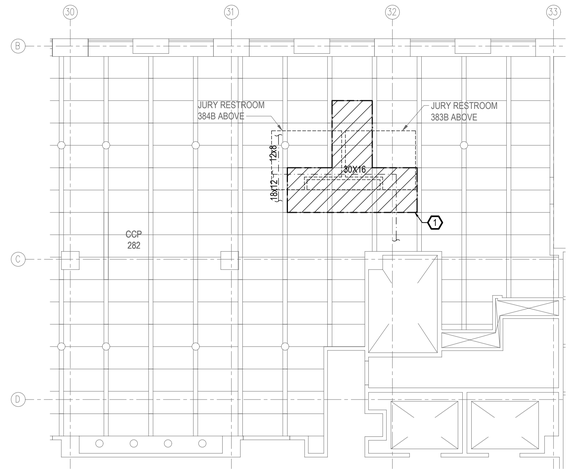

1 2ND FL. SELECTIVE REMOVAL PLAN - CCP 282
1/8"=1'-0"

KEY NOTES - MECHANICAL PLANS:

1. UNIT PRICE BASIS SCOPE: TEMPORARILY REMOVE, PROTECT / STORE HVAC DUCTWORK, DIFFUSERS, AND REGISTERS TO ACCOMMODATE PLUMBING PIPING ABOVE THE CEILING. COORDINATE WITH PLUMBING WORK.
2. UNIT PRICE BASIS SCOPE: RE-INSTALL THE EXISTING HVAC DUCTWORK, DIFFUSERS AND REGISTERS TO ACCOMMODATE PLUMBING PIPING ABOVE THE CEILING. COORDINATE WITH PLUMBING WORK.

0 4 8 16 FEET

LEGEND

- AREA TO BE REMOVED
- SPACE ABOVE

KINGS COUNTY SUPREME COURT BUILDING ACCESSIBILITY RENOVATIONS

360 Adams Street
Brooklyn NY 11201

Conditions

ALL IDEAS, DESIGNS, ARRANGEMENTS AND PLANS INDICATED OR REPRESENTED BY THIS DRAWING ARE OWNED BY, AND THE PROPERTY OF RONNETTE RILEY ARCHITECT AND WERE CREATED, EVOLVED AND DEVELOPED FOR THE USE ON, AND IN CONNECTION WITH THE SPECIFIED PROJECT.
NONE OF SUCH IDEAS, DESIGNS, ARRANGEMENTS OR PLANS SHALL BE USED BY OR DISCLOSED TO ANY PERSON, FIRM OR CORPORATION FOR ANY PURPOSE WHATSOEVER WITHOUT THE WRITTEN PERMISSION OF RONNETTE RILEY ARCHITECT.

© Copyright Ronnette Riley *Architect* 2021

Ronnette Riley *Architect*

494 Eighth Avenue, 15th Floor
New York, NY 10001
T 212 594 4015
F 212 594 2868
www.ronnetteriley.com

MEP Engineer:

Loring Consulting Engineers, Inc.
360 West 31st STreet, 14th Floor
New York, NY 10001-2727
T 212-563 7400
www.loringengineers.com
New York City .Washington, DC . Princeton . Durham . Toronto

Structural Engineer:

Silman
32 Old Slip, 10th Floor
New York, NY 10005
T 212-620 7970
www.Silman.com

Rev	Date	Issue
-	11 JUN 2021	SD Submission
-	22 OCT 2021	DD Review
-	23 NOV 2021	Issue for DD 50%
-	4 MAR 2022	Issue for Final DD
-	6 DEC 2022	CD Review
-	28 FEB 2023	CD Final

Title

MECHANICAL 2ND FLOOR PARTIAL PLANS

Date	06-11-2021
Project No.	12328.000
Drawing By	AMA
CHK By	RS
Scale	AS NOTED

DOB Rev
M-211.00
21 OF 28

DOB SCAN

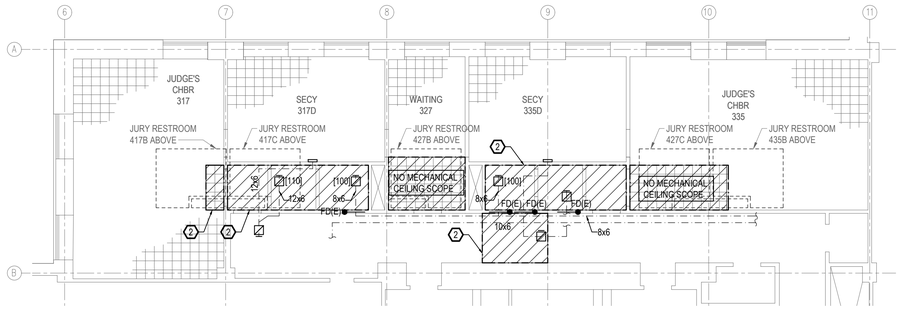

6 3RD FL. REFLECTED CEILING PLAN - JUDGE'S CHBR 317, 335 AND SECY 317D AND WAITING 327
1/8"=1'-0"

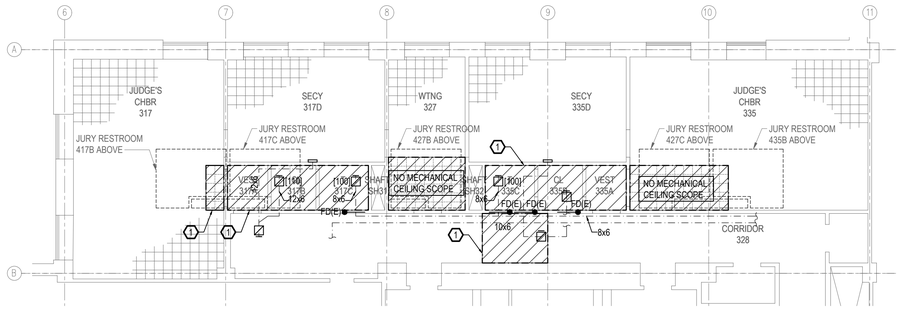

5 3RD FL. SELECTIVE REMOVAL PLAN - JUDGE'S CHBR 317, 335 AND SECY 317D AND WAITING 327
1/8"=1'-0"

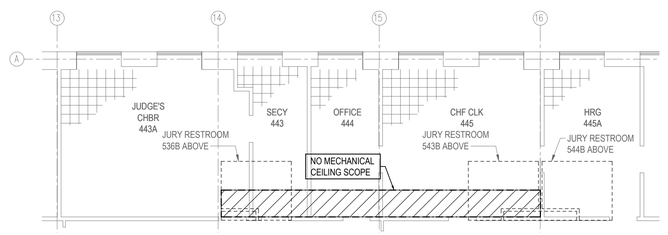

4 4TH FL. REFLECTED CEILING PLAN - JUDGE'S CHBR 443A, SECY 443, OFFICE 444, CHF CLK 445 AND HRG 445A
1/8"=1'-0"

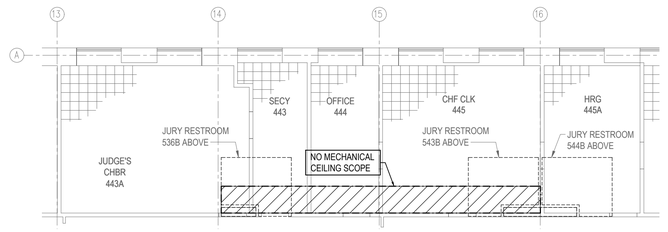

3 4TH FL. SELECTIVE REMOVAL PLAN - JUDGE'S CHBR 443A, SECY 443, OFFICE 444, CHF CLK 445 AND HRG 445A
1/8"=1'-0"

KEY NOTES - MECHANICAL PLANS:

1. UNIT PRICE BASIS SCOPE: TEMPORARILY REMOVE, PROTECT / STORE HVAC DUCTWORK, DIFFUSERS, AND REGISTERS TO ACCOMMODATE PLUMBING PIPING ABOVE THE CEILING. COORDINATE WITH PLUMBING WORK.
2. UNIT PRICE BASIS SCOPE: RE-INSTALL THE EXISTING HVAC DUCTWORK, DIFFUSERS AND REGISTERS TO ACCOMMODATE PLUMBING PIPING ABOVE THE CEILING. COORDINATE WITH PLUMBING WORK

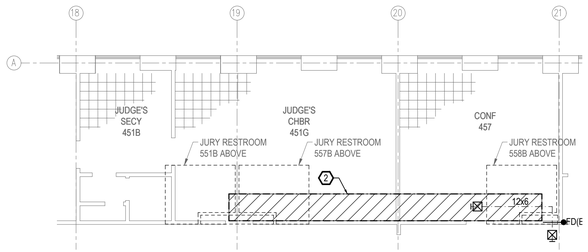

2 4TH FL. REFLECTED CEILING - SECY 451B, JUDGE'S CHBR 451G AND CONF 457
1/8"=1'-0"

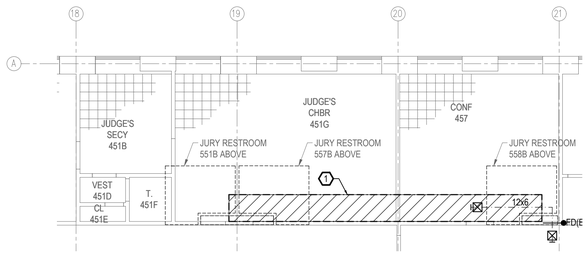

1 4TH FL. SELECTIVE REMOVAL PLAN - SECY 451B, JUDGE'S CHBR 451G AND CONF 457
1/8"=1'-0"

0 4 8 16 FEET

LEGEND
- AREA TO BE REMOVED
- SPACE ABOVE

KINGS COUNTY SUPREME COURT BUILDING ACCESSIBILITY RENOVATIONS

360 Adams Street
Brooklyn NY 11201

Conditions

ALL IDEAS, DESIGNS, ARRANGEMENTS AND PLANS INDICATED OR REPRESENTED BY THIS DRAWING ARE OWNED BY, AND THE PROPERTY OF RONNETTE RILEY ARCHITECT AND WERE CREATED, EVOLVED AND DEVELOPED FOR THE USE ON, AND IN CONNECTION WITH THE SPECIFIED PROJECT.
NONE OF SUCH IDEAS, DESIGNS, ARRANGEMENTS OR PLANS SHALL BE USED BY OR DISCLOSED TO ANY PERSON, FIRM OR CORPORATION FOR ANY PURPOSE WHATSOEVER WITHOUT THE WRITTEN PERMISSION OF RONNETTE RILEY ARCHITECT.

© Copyright Ronnette Riley *Architect* 2021

Ronnette Riley *Architect*

494 Eighth Avenue, 15th Floor
New York, NY 10001
T 212 594 4015
F 212 594 2868
www.ronnetteriley.com

MEP Engineer:

Loring Consulting Engineers, Inc.
360 West 31st Street, 14th Floor
New York, NY 10001-2727
T 212-563 7400
www.loringengineers.com
New York City .Washington, DC . Princeton . Durham . Toronto

Structural Engineer:

Silman
32 Old Slip, 10th Floor
New York, NY 10005
T 212-620 7970
www.Silman.com

Rev	Date	Issue
-	11 JUN 2021	SD Submission
-	22 OCT 2021	DD Review
-	23 NOV 2021	Issue for DD 50%
-	4 MAR 2022	Issue for Final DD
-	6 DEC 2022	CD Review
-	28 FEB 2023	CD Final

Title

MECHANICAL 3RD, 4TH FLOOR PARTIAL PLANS

Date	06-11-2021
Project No.	12328.000
Drawing By	AMA
CHK By	RS
Scale	AS NOTED

DOB Rev
M-212.00
22 OF 28

DOB SCAN

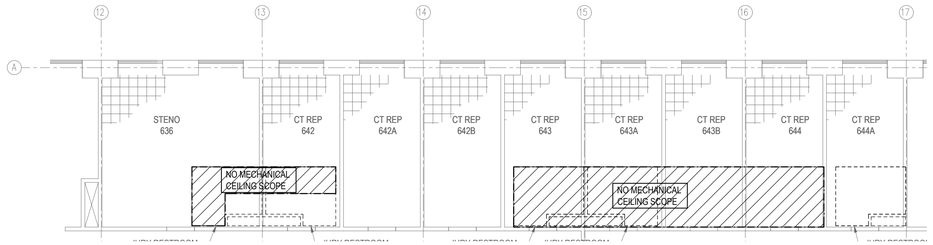

6 6TH FL. REFLECTED CEILING PLAN - STENO 636, CT REP 642, 643, 643A, 643B, 644 AND 644A
1/8"=1'-0"

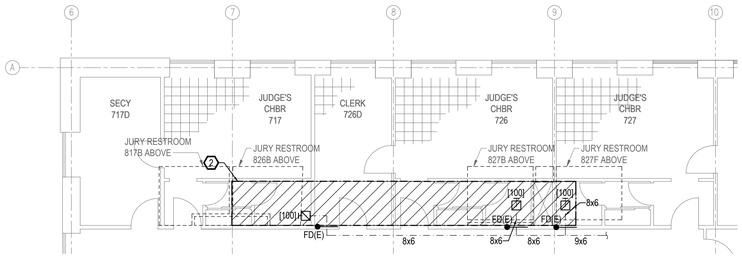

4 7TH FL. REFLECTED CEILING PLAN - JEDGE'S CHBR 717, 726, 727, SECY 717D AND CLERK 726D
1/8"=1'-0"

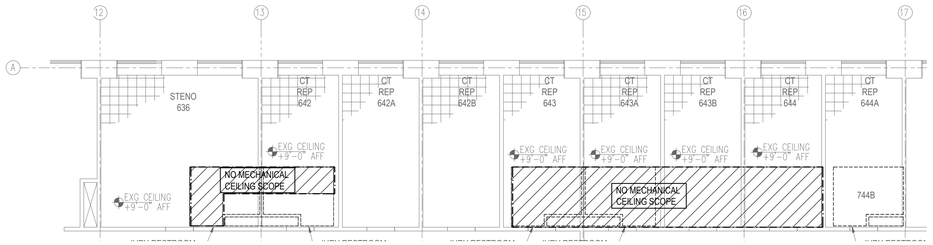

5 6TH FL. SELECTIVE REMOVAL PLAN - STENO 636, CT REP 642, 643, 643A, 643B, 644 AND 644A
1/8"=1'-0"

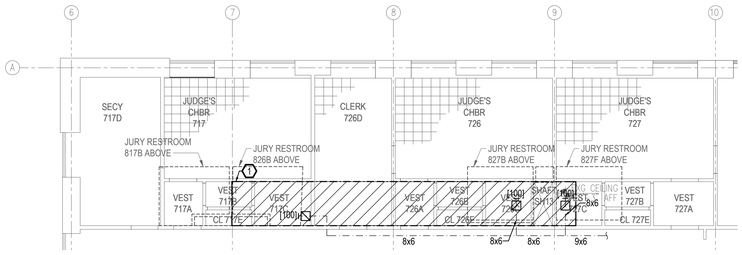

3 7TH FL. SELECTIVE REMOVAL PLAN - JEDGE'S CHBR 717, 726, 727, SECY 717D AND CLERK 726D
1/8"=1'-0"

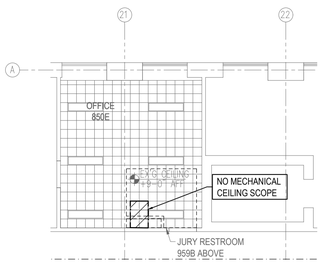

2 8TH FL. REFLECTED CEILING PLAN - OFFICE 850E
1/8"=1'-0"

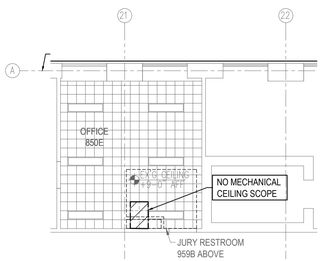

1 8TH FL. SELECTIVE REMOVAL PLAN - OFFICE 850E
1/8"=1'-0"

KEY NOTES - MECHANICAL PLANS:

1. UNIT PRICE BASIS SCOPE: TEMPORARILY REMOVE, PROTECT / STORE HVAC DUCTWORK, DIFFUSERS, AND REGISTERS TO ACCOMMODATE PLUMBING PIPING ABOVE THE CEILING. COORDINATE WITH PLUMBING WORK.
2. UNIT PRICE BASIS SCOPE: RE-INSTALL THE EXISTING HVAC DUCTWORK, DIFFUSERS AND REGISTERS TO ACCOMMODATE PLUMBING PIPING ABOVE THE CEILING. COORDINATE WITH PLUMBING WORK

0 4 8 16 FEET

LEGEND
- AREA TO BE REMOVED
- SPACE ABOVE

KINGS COUNTY SUPREME COURT BUILDING ACCESSIBILITY RENOVATIONS

360 Adams Street
Brooklyn NY 11201

Conditions

ALL IDEAS, DESIGNS, ARRANGEMENTS AND PLANS INDICATED OR REPRESENTED BY THIS DRAWING ARE OWNED BY, AND THE PROPERTY OF RONNETTE RILEY ARCHITECT AND WERE CREATED, EVOLVED AND DEVELOPED FOR THE USE ON, AND IN CONNECTION WITH THE SPECIFIED PROJECT.
NONE OF SUCH IDEAS, DESIGNS, ARRANGEMENTS OR PLANS SHALL BE USED BY OR DISCLOSED TO ANY PERSON, FIRM OR CORPORATION FOR ANY PURPOSE WHATSOEVER WITHOUT THE WRITTEN PERMISSION OF RONNETTE RILEY ARCHITECT.

© Copyright Ronnette Riley *Architect* 2021

Ronnette Riley *Architect*

494 Eighth Avenue, 15th Floor
New York, NY 10001
T 212 594 4015
F 212 594 2868
www.ronnetteriley.com

MEP Engineer:

Loring Consulting Engineers, Inc.
360 West 31st Street, 14th Floor
New York, NY 10001-2727
T 212-563 7400
www.loringengineers.com
New York City .Washington, DC . Princeton . Durham . Toronto

Structural Engineer:

Silman
32 Old Slip , 10th Floor
New York, NY 10005
T 212-620 7970
www.Silman.com

Rev	Date	Issue
-	11 JUN 2021	SD Submission
-	22 OCT 2021	DD Review
-	23 NOV 2021	Issue for DD 50%
-	4 MAR 2022	Issue for Final DD
-	6 DEC 2022	CD Review
-	28 FEB 2023	CD Final

Title

MECHANICAL 6TH, 7TH, 8TH FLOOR PARTIAL PLANS

Date	06-11-2021
Project No.	12328.000
Drawing By	AMA
CHK By	RS
Scale	AS NOTED

DOB Rev
M-213.00
23 OF 28

DOB SCAN

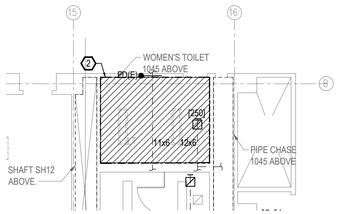

12 9TH FL. REFLECTED CEILING PLAN - WOMEN'S TOILET 945
1/8"=1'-0"

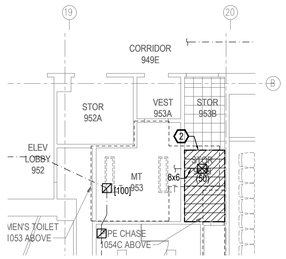

11 9TH FL. REFLECTED CEILING PLAN - STORAGE 953B
1/8"=1'-0"

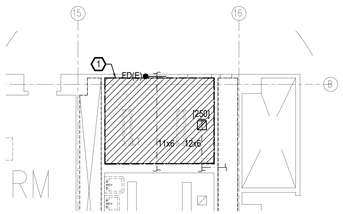

10 9TH FL. SELECTIVE REMOVAL PLAN - WOMENS'S TOILET 945
1/8"=1'-0"

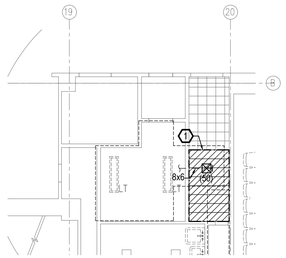

9 9TH FL. SELECTIVE REMOVAL PLAN - STORAGE 953B
1/8"=1'-0"

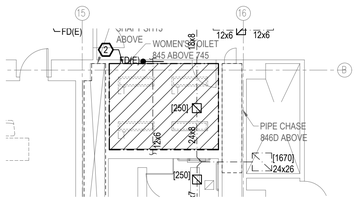

8 7TH FL. REFLECTED CEILING PLAN - WOMEN'S TOILET 745
1/8"=1'-0"



6 7TH FL. REFLECTED CEILING PLAN - STORAGE 753B
1/8"=1'-0"

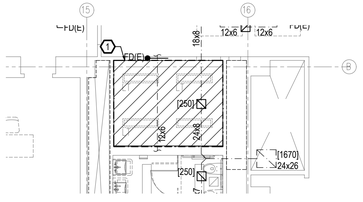

7 7TH FL. SELECTIVE REMOVAL PLAN - WOMENS'S TOILET 7445
1/8"=1'-0"

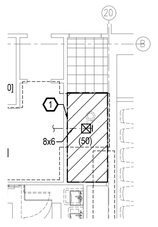

5 7TH FL. SELECTIVE REMOVAL PLAN - STORAGE 753B
1/8"=1'-0"

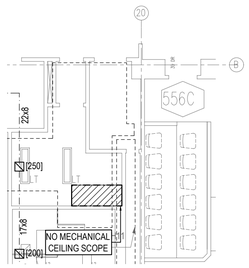

4 5TH FL. REFLECTED CEILING PLAN - TOILET 553
1/8"=1'-0"

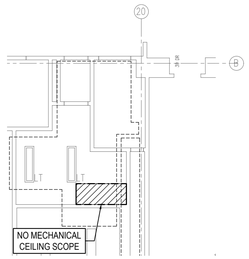

3 5TH FL. SELECTIVE REMOVAL PLAN - TOILET 553
1/8"=1'-0"

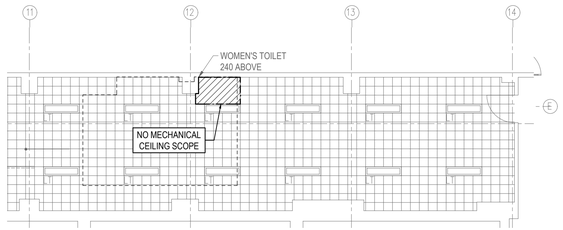

2 1ST FL. REFLECTED CEILING PLAN - STORAGE 139
1/8"=1'-0"

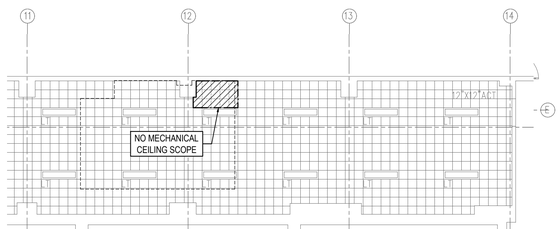

1 1ST FL. SELECTIVE REMOVAL PLAN - STORAGE 139
1/8"=1'-0"

0 4 8 16 FEET

LEGEND

AREA TO BE REMOVED

SPACE ABOVE

KEY NOTES - MECHANICAL PLANS:

1. UNIT PRICE BASIS SCOPE: TEMPORARILY REMOVE, PROTECT / STORE HVAC DUCTWORK, DIFFUSERS, AND REGISTERS TO ACCOMMODATE PLUMBING PIPING ABOVE THE CEILING. COORDINATE WITH PLUMBING WORK.
2. UNIT PRICE BASIS SCOPE: RE-INSTALL THE EXISTING HVAC DUCTWORK, DIFFUSERS AND REGISTERS TO ACCOMMODATE PLUMBING PIPING ABOVE THE CEILING. COORDINATE WITH PLUMBING WORK

KINGS COUNTY SUPREME COURT BUILDING ACCESSIBILITY RENOVATIONS

360 Adams Street
Brooklyn NY 11201

Conditions

ALL IDEAS, DESIGNS, ARRANGEMENTS AND PLANS INDICATED OR REPRESENTED BY THIS DRAWING ARE OWNED BY, AND THE PROPERTY OF RONNETTE RILEY ARCHITECT AND WERE CREATED, EVOLVED AND DEVELOPED FOR THE USE ON, AND IN CONNECTION WITH THE SPECIFIED PROJECT.
NONE OF SUCH IDEAS, DESIGNS, ARRANGEMENTS OR PLANS SHALL BE USED BY OR DISCLOSED TO ANY PERSON, FIRM OR CORPORATION FOR ANY PURPOSE WHATSOEVER WITHOUT THE WRITTEN PERMISSION OF RONNETTE RILEY ARCHITECT.

© Copyright Ronnette Riley *Architect* 2021

Ronnette Riley *Architect*

494 Eighth Avenue, 15th Floor
New York, NY 10001
T 212 594 4015
F 212 594 2868
www.ronnetteriley.com

MEP Engineer:

Loring Consulting Engineers, Inc.
360 West 31st Street, 14th Floor
New York, NY 10001-2727
T 212-563 7400
www.loringengineers.com
New York City .Washington, DC . Princeton . Durham . Toronto

Structural Engineer:

Silman
32 Old Slip, 10th Floor
New York, NY 10005
T 212-620 7970
www.Silman.com

Rev	Date	Issue
-	11 JUN 2021	SD Submission
-	22 OCT 2021	DD Review
-	23 NOV 2021	Issue for DD 50%
-	4 MAR 2022	Issue for Final DD
-	6 DEC 2022	CD Review
-	28 FEB 2023	CD Final

Title

MECHANICAL 1ST, 5TH, 7TH & 9TH FL. PARTIAL PLANS

Date	06-11-2021
Project No.	12328.000
Drawing By	AMA
CHK By	RS
Scale	AS NOTED

DOB Rev

M-214.00

24 OF 28

DOB SCAN

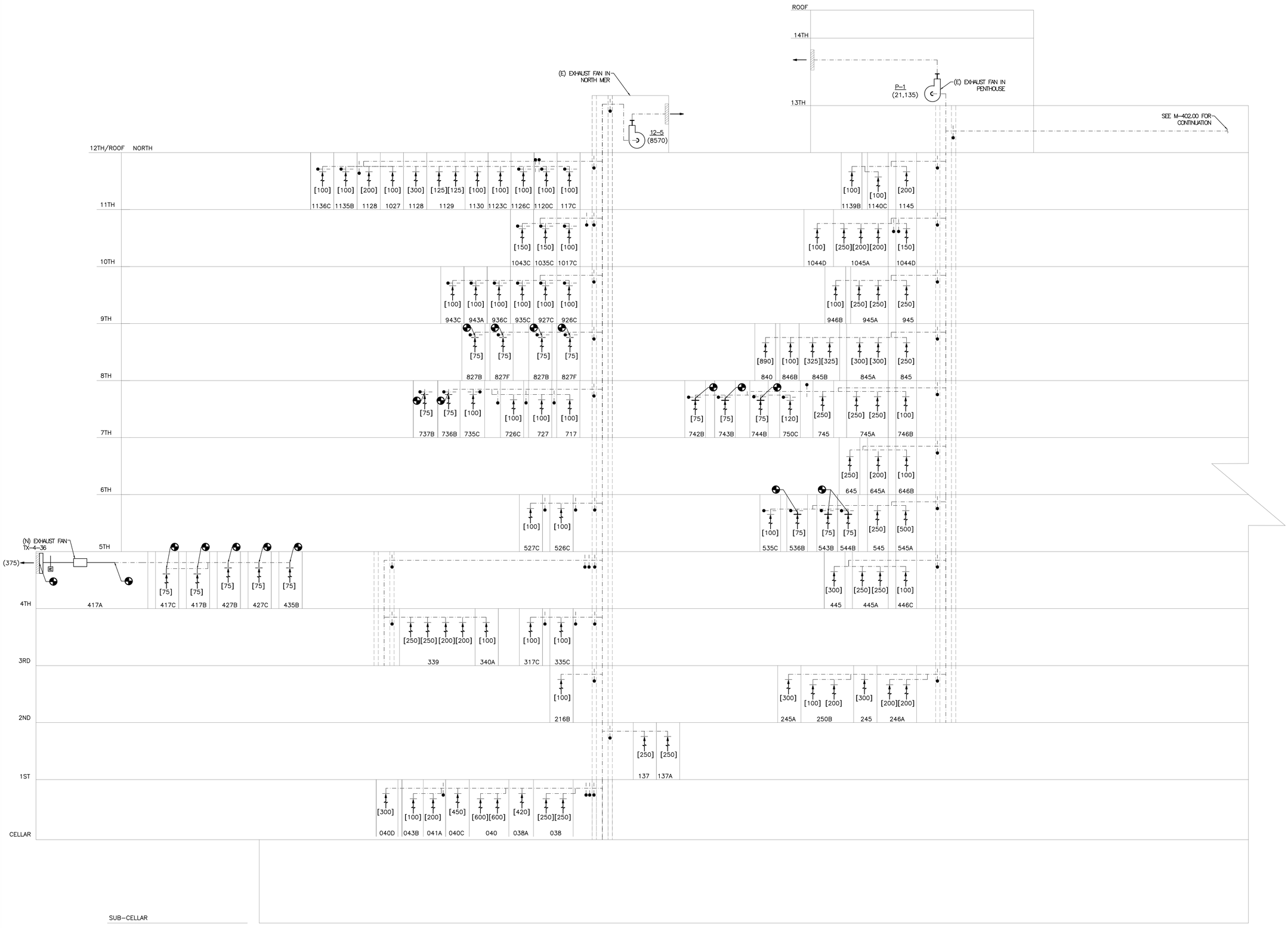

KINGS COUNTY SUPREME COURT BUILDING ACCESSIBILITY RENOVATIONS

360 Adams Street
Brooklyn NY 11201

Conditions

ALL IDEAS, DESIGNS, ARRANGEMENTS AND PLANS INDICATED OR REPRESENTED BY THIS DRAWING ARE OWNED BY, AND THE PROPERTY OF RONNETTE RILEY ARCHITECT AND WERE CREATED, EVOLVED AND DEVELOPED FOR THE USE ON, AND IN CONNECTION WITH THE SPECIFIED PROJECT.
NONE OF SUCH IDEAS, DESIGNS, ARRANGEMENTS OR PLANS SHALL BE USED BY OR DISCLOSED TO ANY PERSON, FIRM OR CORPORATION FOR ANY PURPOSE WHATSOEVER WITHOUT THE WRITTEN PERMISSION OF RONNETTE RILEY ARCHITECT.

© Copyright Ronnette Riley *Architect* 2021

Ronnette Riley *Architect*

494 Eighth Avenue, 15th Floor
New York, NY 10001
T 212 594 4015
F 212 594 2868
www.ronnetteriley.com

MEP Engineer:

Loring Consulting Engineers, Inc.
360 West 31st Street, 14th Floor
New York, NY 10001-2727
T 212-563 7400
www.loringengineers.com
New York City .Washington, DC . Princeton . Durham . Toronto

Structural Engineer:

Silman
32 Old Slip, 10th Floor
New York, NY 10005
T 212-620 7970
www.Silman.com

Rev	Date	Issue
-	11 JUN 2021	SD Submission
-	22 OCT 2021	DD Review
-	23 NOV 2021	Issue for DD 50%
-	4 MAR 2022	Issue for Final DD
-	6 DEC 2022	CD Review
-	28 FEB 2023	CD Final

Title

MECHANICAL AIRFLOW RISER DIAGRAM NORTH

Date	06-11-2021
Project No.	12328.000
Drawing By	AMA
CHK By	RS
Scale	NTS

DOB Rev

M-401.00

25 OF 28

DOB SCAN

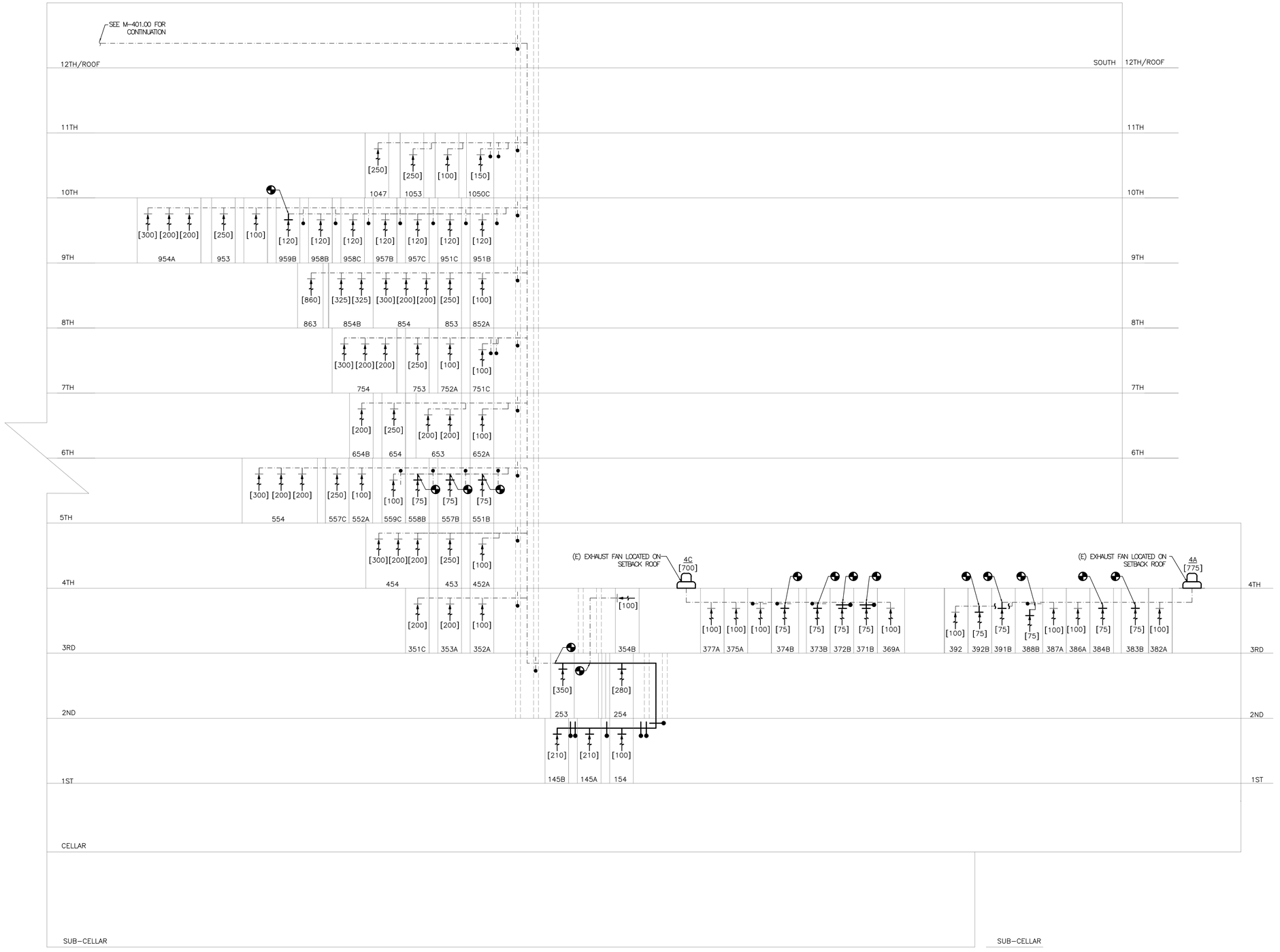

KINGS COUNTY SUPREME COURT BUILDING ACCESSIBILITY RENOVATIONS

360 Adams Street
Brooklyn NY 11201

Conditions

ALL IDEAS, DESIGNS, ARRANGEMENTS AND PLANS INDICATED OR REPRESENTED BY THIS DRAWING ARE OWNED BY, AND THE PROPERTY OF RONNETTE RILEY ARCHITECT AND WERE CREATED, EVOLVED AND DEVELOPED FOR THE USE ON, AND IN CONNECTION WITH THE SPECIFIED PROJECT.
NONE OF SUCH IDEAS, DESIGNS, ARRANGEMENTS OR PLANS SHALL BE USED BY OR DISCLOSED TO ANY PERSON, FIRM OR CORPORATION FOR ANY PURPOSE WHATSOEVER WITHOUT THE WRITTEN PERMISSION OF RONNETTE RILEY ARCHITECT.

© Copyright Ronnette Riley *Architect* 2021

Ronnette Riley *Architect*

494 Eighth Avenue, 15th Floor
New York, NY 10001
T 212 594 4015
F 212 594 2868
www.ronnetteriley.com

MEP Engineer:

Loring Consulting Engineers, Inc.
360 West 31st Street, 14th Floor
New York, NY 10001-2727
T 212-563 7400
www.loringengineers.com
New York City .Washington, DC . Princeton . Durham . Toronto

Structural Engineer:

Silman
32 Old Slip, 10th Floor
New York, NY 10005
T 212-620 7970
www.Silman.com

Rev	Date	Issue
-	11 JUN 2021	SD Submission
-	22 OCT 2021	DD Review
-	23 NOV 2021	Issue for DD 50%
-	4 MAR 2022	Issue for Final DD
-	6 DEC 2022	CD Review
-	28 FEB 2023	CD Final

Title

MECHANICAL AIRFLOW RISER DIAGRAM SOUTH

Date	06-11-2021
Project No.	12328.000
Drawing By	AMA
CHK By	RS
Scale	NTS

DOB Rev

M-402.00

26 OF 28

DOB SCAN

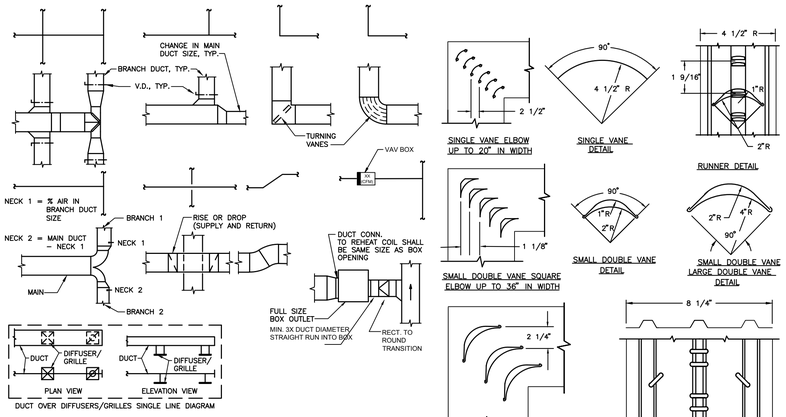

NOTE: PROVIDE VOLUME DAMPER AT EACH LOW PRESSURE SUPPLY, EXHAUST AND RETURN BRANCH DUCT.

TYPICAL SINGLE LINE DUCT STANDARDS

(NOT TO SCALE)

NOTE: RADIUS ELBOWS SHALL HAVE A THROAT RADIUS EQUAL TO 1.5 TIMES DUCT WIDTH.

LOW VELOCITY DUCTWORK ELBOWS

(NOT TO SCALE)

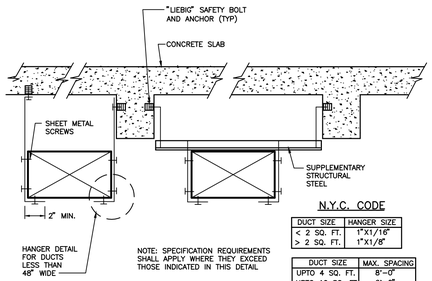

NOTE: SPECIFICATION REQUIREMENTS SHALL APPLY WHERE THEY EXCEED THOSE INDICATED IN THIS DETAIL

N.Y.C. CODE

DUCT SIZE	HANGER SIZE
< 2 SQ. FT.	1"X1/16"
> 2 SQ. FT.	1"X1/8"

DUCT SIZE	MAX. SPACING
UPTO 4 SQ. FT.	8'–0"
UPTO 10 SQ. FT	6'–0"
OVER 10 SQ. FT	4'–0"

DUCT SUPPORT DETAIL - N.Y.C.

NOT TO SCALE

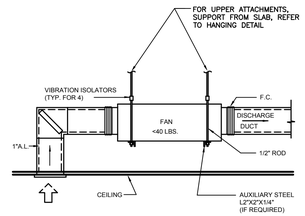

EXHAUST FAN HANGING SUPPORT DETAIL

(NOT TO SCALE)

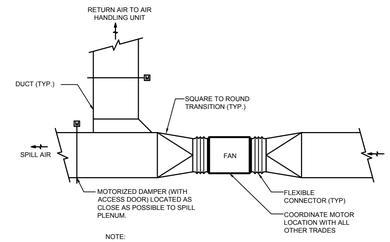

NOTE:

1. SUPPORT FAN INDEPENDENTLY OF DUCT SYSTEM.

INLINE RETURN FAN DETAIL

(NOT TO SCALE)

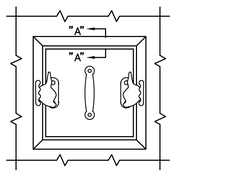

ACCESS PANEL

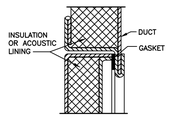

SECTION "A"–"A"

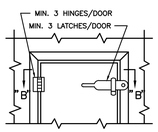

ACCESS DOOR

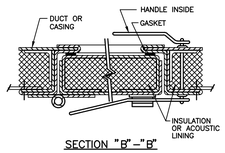

SECTION "B"–"B"

NOTES:

1. LATCHES SHALL BE OF THE WEDGE TYPE TO CLOSE DOORS TIGHTLY
2. HINGES ON THE ACCESS DOORS SHALL HAVE NON–CORROSIVE PINS
3. PROVIDE ACCESS DOORS ON AIR HANDLING UNITS AND DUCT WORK INSTALLED IN EQUIPMENT ROOMS. PROVIDE ACCESS PANELS ON ALL EQUIPMENT AND DUCTWORK INSTALLED ABOVE FINISHED CEILINGS WHERE SPACE LIMITATIONS DO NOT ALLOW HINGED DOORS TO OPEN.
4. ACCESS DOOR INSTALLED IN THE DUCT EXPOSED TO WEATHER TO BE WEATHERPROOF. ALL HARDWARE SHALL BE STAINLESS STEEL IN THIS INSTANCE.

ACCESS DOOR & PANEL DETAILS

(NOT TO SCALE)

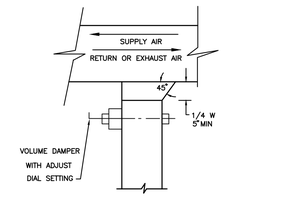

NOTE: –PROVIDE VOLUME DAMPER AT EACH LOW PRESSURE SUPPLY, EXHAUST AND RETURN BRANCH DUCT.

–PROVIDE REMOTE CORD OPERATED VOLUME DAMPER WHERE VOLUME DAMPER IS INACCESSIBLE OR IN GWB CEILING.

DUCT BRANCH TAKEOFF FOR LOW PRESSURE DUCTWORK

(NOT TO SCALE)

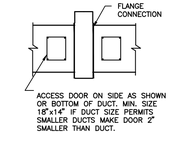

ACCESS DOOR ON SIDE AS SHOWN OR BOTTOM OF DUCT. MIN. SIZE 18"x14" IF DUCT SIZE PERMITS SMALLER DUCTS MAKE DOOR 2" SMALLER THAN DUCT.

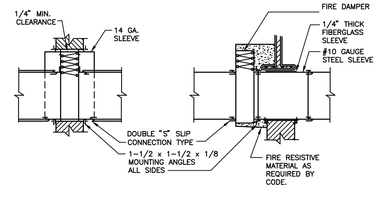

NOTES:

A. ALL FIRE DAMPERS SHALL BE RATED TO MAINTAIN THE RATING OF THE FIRE SEPARATION. THEY SHALL BE APPROVED AND LABELED BY UNDERWRITER'S LABORATORIES (U.L). THE INSTALLATION SHALL BE IN ACCORDANCE WITH NFPA 90A, UL 555 AND SMACNA'S FIRE SMOKE AND RADIATION DAMPER INSTALLATION GUIDE FOURTH EDITION 1992.

B. ALL DUCT–COLLAR CONNECTIONS SHALL COMPLY WITH UL 555 AND SMACNA.

C. GAUGES FOR COLLAR AND RECTANGULAR DUCT SHALL BE AS FOLLOWS:

1. CONNECTIONS BETWEEN COLLAR AND DUCT WORK SHALL BE BREAK–AWAY TYPE SUCH AS "S" SLIP, CRIMP, OR OTHER SLIP TYPE IN ACCORDANCE WITH SMACNA FIRE DAMPER GUIDE, 1992. UNLESS OTHERWISE REQUIRED BY CODE.
2. FIRE DAMPER COLLARS SHALL BE SAME GAUGE AS DUCTWORK WITH A MINIMUM OF 16 GAUGE FOR DUCTWORK UP TO 36" WIDE. FOR DUCTWORK ABOVE 36" WIDE, THE COLLAR SHALL BE 14 GAUGE.

D. PROVIDE STEEL STUD FRAMING IN THE DRY WALL OPENING TO ACCEPT THE FIRE DAMPER ASSEMBLY (INCLUDING SLEEVES, ETC.) AS SHOWN.

E. AFTER THE INSTALLATION OF DAMPERS, THE CONTRACTOR SHALL SEAL AND TAPE ALL JOINTS FOR AIR TIGHTNESS.

F. TO ALLOW FOR EXPANSION, DAMPERS SHALL HAVE A CLEARANCE EQUIVALENT TO 1/8" FOR EACH FOOT OF DAMPER HEIGHT. THE SIDE CLEARANCE SHALL BE 1/8" FOR EACH FOOT OF DAMPER WIDTH DIVIDED EQUALLY TO THE RIGHT AND TO THE LEFT OF THE COLLAR. THE MAXIMUM CLEARANCE FOR THE TOP AND THE TOTAL OF BOTH SIDES SHALL BE 1/2" EACH. THE RETAINING ANGLES SHALL BE 1–1/2 x 1–1/2 x 1/8 SO THAT THERE WILL BE A MINIMUM OF 1" OVERLAP ON THE FIRE SEPARATION.

G. DAMPER SHALL BE SECURED TO COLLAR WITH EITHER 1/2" TACK WELDS, NO. 10 SHEETMETAL SCREWS, 1/4" DIA., NUTS AND BOLTS, OR 3/16" STEEL POP RIVETS, ALL 6" ON CENTER.

H. RETAINING ANGLES SHALL BE SECURED TO COLLAR, SLEEVE OR PLATE WITH EITHER 1/2" TACKWELDS, NO. 10 SHEETMETEL SCREWS, 1/4" DIA., NUTS AND BOLTS, OR 3/16" STEEL POP RIVETS, ALL 6" ON CENTER.

I. WHERE HUNG CEILING DOES NOT HAVE REMOVABLE TILES, AN ACCESS DOOR (FIRE RATED WHERE REQUIRED) SHALL BE INSTALLED IN CEILING NEAR LOCATION OF FIRE DAMPER.

J. ALL RETAINING ANGLES SHALL BE GALVANIZED STEEL.

K. INSTALL FIRE DAMPER IN THIS FASHION SO THE LOCKING DEVICE CAN BE ACCESSED WHEN THE DAMPER IS CLOSED.

L. PROVIDE ACCESS DOOR IN DUCT FOR EACH FIRE DAMPER.

FIRE DAMPER DUCT DETAIL

(NOT TO SCALE)

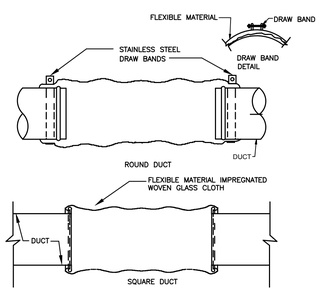

DETAIL OF FLEXIBLE DUCT CONNECTOR

(NOT TO SCALE)

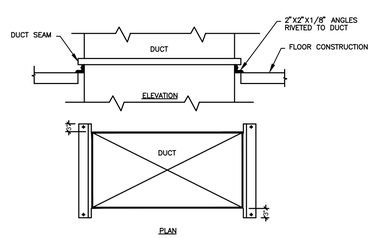

SUPPORT DETAIL FOR VERTICAL DUCTS

(NOT TO SCALE)

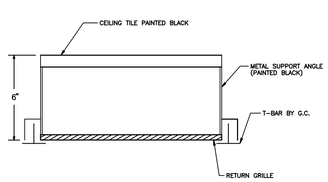

DETAIL OF RETURN REGISTER IN HUNG CEILING

(NOT TO SCALE)

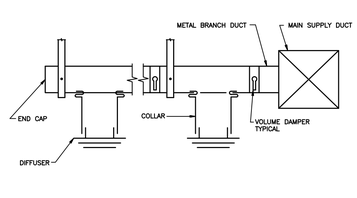

TYPICAL DIFFUSER CONNECTION

(NOT TO SCALE)

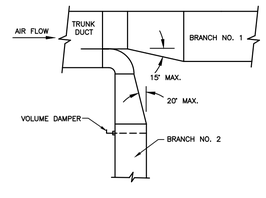

BRANCH DUCT WITH RADIUS ELBOW

(NOT TO SCALE)

KINGS COUNTY SUPREME COURT BUILDING ACCESSIBILITY RENOVATIONS

360 Adams Street
Brooklyn NY 11201

Conditions

ALL IDEAS, DESIGNS, ARRANGEMENTS AND PLANS INDICATED OR REPRESENTED BY THIS DRAWING ARE OWNED BY, AND THE PROPERTY OF RONNETTE RILEY ARCHITECT AND WERE CREATED, EVOLVED AND DEVELOPED FOR THE USE ON, AND IN CONNECTION WITH THE SPECIFIED PROJECT.
NONE OF SUCH IDEAS, DESIGNS, ARRANGEMENTS OR PLANS SHALL BE USED BY OR DISCLOSED TO ANY PERSON, FIRM OR CORPORATION FOR ANY PURPOSE WHATSOEVER WITHOUT THE WRITTEN PERMISSION OF RONNETTE RILEY ARCHITECT.

© Copyright Ronnette Riley *Architect* 2021

Ronnette Riley *Architect*

494 Eighth Avenue, 15th Floor
New York, NY 10001
T 212 594 4015
F 212 594 2868
www.ronnetteriley.com

MEP Engineer:

Loring Consulting Engineers, Inc.
360 West 31st Street, 14th Floor
New York, NY 10001-2727
T 212-563 7400
www.loringengineers.com
New York City .Washington, DC . Princeton . Durham . Toronto

Structural Engineer:

Silman
32 Old Slip, 10th Floor
New York, NY 10005
T 212-620 7970
www.Silman.com

Rev	Date	Issue
-	11 JUN 2021	SD Submission
-	22 OCT 2021	DD Review
-	23 NOV 2021	Issue for DD 50%
-	4 MAR 2022	Issue for Final DD
-	6 DEC 2022	CD Review
-	28 FEB 2023	CD Final

Title

MECHANICAL DETAILS SHEET - 1

Date	06-11-2021
Project No.	12328.000
Drawing By	AMA
CHK By	RS
Scale	NTS

DOB Rev
M-701.00
27 OF 27

DOB SCAN

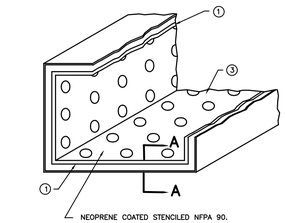

DETAIL A–A

NOTES:

1. MAT–FACED FIBERGLASS ACOUSTIC LINING WITH EPA REGISTERED ANTIMICROBIAL COATING APPROVED TYPE BY N.F.P.A. 90. THICKNESS AND DENSITY AS PER SPEC.
2. DUCT LINER SHALL BE ADHERED TO THE DUCT WITH AN APPROVED FIRE RETARDANT ADHESIVE (6" WIDE @ 12" O.C. MINIMUM).
3. MECHANICAL FASTENERS WHICH DO NOT PIERCE THE SHEET METAL SHALL BE ON 16" INCH CENTERS AND WITHIN 3" OE EACH EDGE (WELD PINS WITH 2" WASHERS).
4. ACOUSTICAL EDGES AT TRANSVERSE AND LONGITUDINAL CONNECTIONS SHALL BE SEALED.

DETAIL OF DUCTWORK WITH ACOUSTIC LINING

NOT TO SCALE

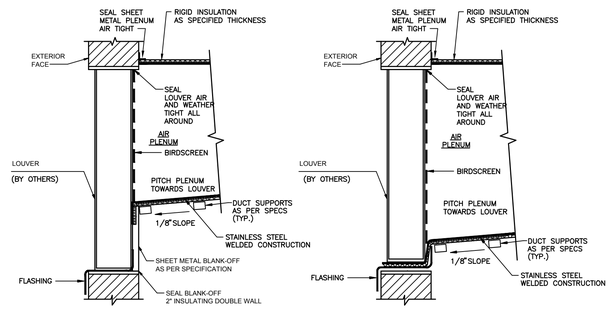

NOTES:

1. CONTRACTOR SHALL FILL PLENUM WITH 10 GALLONS OF WATER, AND VERIFY THAT THE WATER DRAINS THROUGH THE LOUVER TO THE EXTERIOR OF THE BUILDING.
2. LOUVER SHALL BE CUSTOM LOUVER SELECTION TO MATCH EXISTING FACADE. COORDINATE WITH BUILDING MANAGEMENT.
3. CONTRACTOR SHALL ENGAGE BUILDING APPROVED VENDOR TO FACILITATE GLAZING REMOVAL AND LOUVER INSTALLATION REFER TO BUILDING MANAGEMENT FOR SPECIAL MOUNTING RQUIREMENTS WITHIN EXISTING WINDOW FRAMING.

PLENUM CONNECTIONS TO LOUVER - DETAIL

NOT TO SCALE

KINGS COUNTY SUPREME COURT BUILDING ACCESSIBILITY RENOVATIONS

360 Adams Street
Brooklyn NY 11201

Conditions

ALL IDEAS, DESIGNS, ARRANGEMENTS AND PLANS INDICATED OR REPRESENTED BY THIS DRAWING ARE OWNED BY, AND THE PROPERTY OF RONNETTE RILEY ARCHITECT AND WERE CREATED, EVOLVED AND DEVELOPED FOR THE USE ON, AND IN CONNECTION WITH THE SPECIFIED PROJECT.
NONE OF SUCH IDEAS, DESIGNS, ARRANGEMENTS OR PLANS SHALL BE USED BY OR DISCLOSED TO ANY PERSON, FIRM OR CORPORATION FOR ANY PURPOSE WHATSOEVER WITHOUT THE WRITTEN PERMISSION OF RONNETTE RILEY ARCHITECT.

© Copyright Ronnette Riley *Architect* 2021

Ronnette Riley *Architect*

494 Eighth Avenue, 15th Floor
New York, NY 10001
T 212 594 4015
F 212 594 2868
www.ronnetteriley.com

MEP Engineer:

Loring Consulting Engineers, Inc.
360 West 31st Street, 14th Floor
New York, NY 10001-2727
T 212-563 7400
www.loringengineers.com
New York City .Washington, DC . Princeton . Durham . Toronto

Structural Engineer:

Silman
32 Old Slip, 10th Floor
New York, NY 10005
T 212-620 7970
www.Silman.com

Rev	Date	Issue
-	11 JUN 2021	SD Submission
-	22 OCT 2021	DD Review
-	23 NOV 2021	Issue for DD 50%
-	4 MAR 2022	Issue for Final DD
-	6 DEC 2022	CD Review
-	28 FEB 2023	CD Final

Title

MECHANICAL DETAILS
SHEET - 2

Date	06-11-2021
Project No.	12328.000
Drawing By	AMA
CHK By	RS
Scale	NTS

DOB Rev

M-702.00

28 OF 28

DOB SCAN

SYMBOLS

POWER

A B	FUSED DISCONNECT SWITCH 'A' - DENOTES SWITCH SIZE 'B' - DENOTES FUSE SIZE IF INDICATED
A	UNFUSED DISCONNECT SWITCH. RATING THE SAME AS THE UPSTREAM BRANCH CIRCUIT PROTECTIVE DEVICE. PROVIDE SHUNT TRIP DEVICE FOR FUTURE USE. SWITCH TO BE EMBEDDED IN WALL / MILLWORK WOOD. 'A' - DENOTES SWITCH SIZE
ADA	ADA PUSH BUTTON PROVIDED BY GENERAL TRADES. CONTRACTOR TO PROVIDE BACKBOX, CONDUIT AND WIRING. IF PEDESTAL REQUIRED, TO BE PROVIDED BY GENERAL TRADES.
WTR	EXISTING WATER FOUNTAIN
S	EXISTING WALL MOUNTED PUBLIC ADDRESS SPEAKER
	PUSH BUTTON FOR CHAIR LIFT. PROVIDE ALL CONTROL WIRING AND ACCESSORIES.

WIRING DEVICES

GFI	DUPLEX RECEPTACLE, 20A, 125V, 2P, 3W, GROUNDED NEMA CONFIG. 5-20R 'GFI' - DENOTES GROUND FAULT INTERRUPTER
	CAT-6 DATA OUTLET AND 3/4" EMPTY CONDUIT AND PULL STRING. STUBBED 6" ABOVE ACCESSIBLE HUNG CEILING AND TERMINATE WITH BUSHING.
J	CEILING MOUNTED JUNCTION BOX
H J LP-3A #1,3	PROVIDE CEILING MOUNTED JUNCTION BOX IN ACCESSIBLE CEILING FOR HEAT TRACE SYSTEM. IF NO ACCESSIBLE CEILING PROVIDE ACCESS DOOR. DESIGNATION DENOTES PANELBOARD AND CIRCUIT NUMBERS. PROVIDE NEW GFI TYPE CIRCUIT BREAKER
S J	PROVIDE WALL MOUNTED RECESSED JUNCTION BOX 80" AFF IN DOUBLE GANG BOX WITH STAINLESS STEEL COVER PLATE WITH CONDUIT AND PULL STRING TO ACCESSIBLE CEILING FOR FUTURE FIRE ALARM AUDIO/VISUAL AND STROBE UNITS
	SIMPLEX RECEPTACLE. SHALL BE IN THE SAME GANG AS OCCUPANCY CONTROL SWITCH
S	SPST TOGGLE SWITCH. WATTAGE/TYPE TO SUIT APPLICATION.
S^{OS}	LINE VOLTAGE DECORATOR WALL SWITCH OCCUPANCY SENSOR. ARCHITECT TO SELECT COLOR
S^{VS}	LINE VOLTAGE DECORATOR WALL SWITCH VACANCY SENSOR. ARCHITECT TO SELECT COLOR
VS	CEILING MOUNTED VACANCY SENSOR

GENERAL

EX	EXISTING CONDUIT/EQUIPMENT TO REMAIN.
	EXISTING CONDUIT/EQUIPMENT TO BE REMOVED.
	NEW CONDUIT/EQUIPMENT TO BE PROVIDED.

CONDUIT SYSTEM

	CONDUIT RUN CONCEALED IN HUNG CEILING SPACE OF FLOOR BELOW AND IN WALLS
LP-3A #1,3,5	SINGLE PHASE CIRCUIT HOMERUN TO PANELBOARD - ARROWS DENOTE NUMBER OF CIRCUITS. DESIGNATION DENOTES PANELBOARD AND CIRCUIT NUMBERS
DP-3A #2 3#12,1#12G -¾"C.	POWER CIRCUIT HOMERUN - CIRCUIT BREAKER SIZE AND NUMBER OF POLES AS INDICATED
LP-3A(R) #1,3,5	CIRCUIT HOMERUN TO PANELBOARD VIA LOW VOLTAGE CONTROLLED RELAY. ARROWS DENOTE NUMBER OF CIRCUITS. DESIGNATION DENOTES PANELBOARD AND CIRCUIT NUMBERS
	CONDUIT TURNING UP
	CONDUIT TURNING DOWN
	CONDUIT UP AND DOWN
	PULLBOX

PANELBOARD AND CABINETS

	FLUSH TYPE PANELBOARD
	SURFACE TYPE PANELBOARD
	DISTRIBUTION PANELBOARD
TSC	TERMINAL STRIP CABINET

ABBREVIATIONS

ABBREVIATION	DESCRIPTION
A	AMPERE
C	CONDUIT
CLG	CEILING
CKT(S)	CIRCUIT(S)
DWG	DRAWING
DP-	DISTRIBUTION PANEL (208/120V)
E/EX/EXIST	EXISTING TO REMAIN
ELEC	ELECTRIC
EM	EMERGENCY
ER	DENOTES EXISTING DEVICE/EQUIPMENT TO BE DISCONNECTED AND REMOVED. EXISTING CIRCUITRY TO REMAIN AND BE USED FOR NEW EQUIPMENT. EXTEND CIRCUITRY AS REQUIRED.
G/GRD/GND	GROUND
GFI	GROUND FAULT INTERRUPTER
LTG	LIGHTING
N	NEW
NE	EXISTING BACKBOX AND NEW SWITCH CONNECTED TO EXISTING CIRCUITRY. EXTEND WIRING AND CONDUIT, AS REQUIRED.
NG	NEW LIGHT IN EXISTING LOCATION CONNECTED TO EXISTING CIRCUITRY. EXTEND WIRING AND CONDUIT, AS REQUIRED.
NL	NEW LIGHT IN NEW LOCATION CONNECTED TO EXISTING CIRCUITRY. EXTEND WIRING AND CONDUIT, AS REQUIRED.
NN	NEW BACKBOX AND NEW SWITCH OR RECEPTACLE CONNECTED TO EXISTING CIRCUITRY. EXTEND WIRING AND CONDUIT, AS REQUIRED.
PNL	PANEL
PP	POWER PANEL
R	TO BE REMOVED
RE	EXISTING DEVICE/EQUIPMENT TO BE RELOCATED. CONNECT TO EXISTING CIRCUITRY. EXTEND WIRING AND CONDUIT, AS REQUIRED.
SP	SPARE
SW	SWITCH
V	VOLT
W	WIRE
WP	WHEATERPROOF

EQUIPMENT PREFIXES

HDP	480/277V DISTRIBUTION PANELBOARD
LDP	208/120V DISTRIBUTION PANELBOARD
LP	480/277V BRANCH CIRCUIT LIGHTING PANELBOARD
RP	208/120V BRANCH CIRCUIT RECEPTACLE PANELBOARD
PP	480/277V OR 208/120V BRANCH CIRCUIT POWER PANELBOARD

LIGHTING FIXTURE SCHEDULE

FIXTURE TYPE	SYMBOL	DESCRIPTION	MANUFACTURER	VOLTAGE	WATTAGE	REMARKS
L1		2' X 2' GTL LED	LITHONIA LIGHTING - LENSED TROFFER	UNV 120V-277V	27W	-
L2		1' X 4' RECESSED FIXTURE	EXISTING	UNV 120V-277V	EXISTING	-
L3		12" ROUND SILHOUETTE STATIC WHITE CEILING MOUNT	ACUITY BRANDS - HEALTHCARE LIGHTING - HPCS	UNV 120V-277V	12W	-
L4		5" x 2' VANITY LED WALL MOUNT	LITHONIA LIGHTING - TRADITIONAL ROUND VANITY	UNV 120V-277V	18W	-
L5		5" x 4' VANITY LED WALL MOUNT	LITHONIA LIGHTING - TRADITIONAL ROUND VANITY	UNV 120V-277V	34W	-
		WALL MOUNTED LINEAR, 16 NCH LED LIGHT	EXISTING	UNV 120V-277V	EXISTING	-
		CEILING MOUNTED DOWNLIGHT, RECESSED	EXISTING	UNV 120V-277V	EXISTING	-

GENERAL NOTES

1. BEFORE SUBMITTING HIS BID PROPOSAL, THE CONTRACTOR SHALL:
   A. VISIT THE JOB SITE AND BECOME FULLY ACQUAINTED WITH JOB CONDITIONS.
   B. REVIEW A FULL SET OF BID DOCUMENTS TO MAKE HIMSELF AWARE OF THE TOTAL JOB BEFORE SUBMITTING HIS PRICE.
   C. VERIFY ALL EXISTING CONDITIONS IN THE FIELD AND INCLUDE IN BID PRICE ALL WORK REQUIRED TO ACCOMMODATE THE EXISTING INSTALLATION.
2. REFER TO ARCHITECTURAL DRAWINGS FOR THE FOLLOWING:
   A. FINAL LOCATION OF CEILING MOUNTED EQUIPMENT.
   B. ADDITIONAL ELECTRICAL REQUIREMENTS.
3. COORDINATE WITH OTHER TRADES TO DETERMINE THE EXACT LOCATION OF MOTORS, MOTOR TERMINAL BOXES, AND OTHER EQUIPMENT TO BE INSTALLED BY OTHER TRADES BEFORE CONDUIT WORK IS STARTED. REFER TO MECHANICAL, PLUMBING, AND FIRE PROTECTION DRAWINGS FOR LOCATIONS OF ALL EQUIPMENT.
4. CONTRACTOR SHALL PROVIDE AND CONNECT ALL RACEWAYS AND WIRING FROM EQUIPMENT, DEVICES AND LIGHTING FIXTURES TO ITS SOURCE OF POWER AND CONTROLS.
5. CONTRACTOR SHALL UTILIZE ALL EXISTING CONDUIT AND JUNCTION BOXES WHERE NEW DEVICES WILL BE INSTALLED INTO EXISTING LOCATIONS.
6. CONTRACTOR SHALL UTILIZE EXISTING LIGHTING HOMERUN RACEWAYS AND MODIFY AS REQUIRED TO ACCOMMODATE NEW LIGHTING LAYOUT.
7. CONTRACTOR SHALL FIELD VERIFY DIMENSIONS OF FINISHED CONSTRUCTION PRIOR TO FABRICATION AND INSTALLATION OF FIXTURES AND EQUIPMENT.
8. ELECTRICAL CONTRACTOR SHALL VERIFY SWITCHES, RECEPTACLES AND PLATE FINISHES WITH THE ARCHITECT BEFORE PERFORMING HIS INSTALLATION. ALL COVERPLATES SHALL BE AS SPECIFIED BY ARCHITECT.
9. EXISTING ELECTRICAL EQUIPMENT AND PANELBOARDS SHALL BE MODIFIED AS REQUIRED TO ACCOMMODATE THE WORK OF THIS CONTRACT. REPLACE EXISTING CIRCUIT BREAKERS IN PANELS WITH IDENTICAL NEW BREAKERS AS REQUIRED AND PROVIDE UPDATED TYPEWRITTEN DIRECTORIES.
10. EXISTING EQUIPMENT AFFECTED BY THE WORK OF THIS CONTRACT SHALL BE COMPLETELY IDENTIFIED IN ACCORDANCE WITH THE REQUIREMENTS OF THIS CONTRACT.
11. ANY EXISTING WORK DAMAGED AS A RESULT OF PERFORMING THE WORK OF THIS CONTRACT SHALL BE REPAIRED OR REPLACED AS REQUIRED. MATERIAL AND FINISH TO MATCH EXISTING TO THE SATISFACTION OF THE OWNER'S REPRESENTATIVE.
12. ALL WORK REQUIRING ELECTRICAL SHUTDOWN WHICH WILL AFFECT OTHER FLOORS OF THE BUILDING OR EVEN AFFECT THE NORMAL CONTINUATION OF CONSTRUCTION WORK ON THESE FLOORS, SHALL BE DONE ON OVERTIME HOURS, AND SHALL NOT DISTURB CONTINUITY OF ELECTRICAL SERVICE TO EXISTING TENANTS ON THE AFFECTED FLOORS. COORDINATE SHUTDOWN REQUIREMENTS WITH BUILDING MANAGEMENT PROVIDING A MINIMUM OF ONE WEEK ADVANCE NOTICE.
13. WHERE MULTIPLE SWITCHES AND RECEPTACLES ARE INDICATED AT THE SAME LOCATION, THEY SHALL BE MOUNTED BEHIND A COMMON FACEPLATE.
14. MOUNTING HEIGHTS OF EQUIPMENT AND DEVICES SHALL BE AS INDICATED ON THE ARCHITECTURAL DRAWINGS. WHERE MOUNTING HEIGHTS ARE NOT GIVEN ON THE ARCHITECTURAL DRAWINGS, UTILIZE THE FOLLOWING MOUNTING HEIGHTS UNLESS OTHERWISE NOTED (ALL DIMENSIONS TO CENTERLINE OF BOX):
   A. RECEPTACLES (WALL MOUNTED) - 18" AFF
   B. RECEPTACLES (COUNTER HEIGHT) - HORIZONTAL 6" ABOVE COUNTER
   C. LIGHTING SWITCHES AND CONTROLS - 48" AFF
   D. LIGHTING FIXTURES (AREAS WITHOUT CEILINGS) - 9'-6" AFF
   E. FIRE ALARM AUDIO/VISUAL AND STROBE UNITS - 80" AFF
   F. MANUAL FIRE ALARM STATIONS - 48" AFF
   G. PANELBOARDS AND CABINETS - 78" TO HIGHEST OVERCURRENT PROTECTIVE DEVICE
17. WHERE EQUIPMENT, LIGHTING FIXTURES AND WIRING DEVICES ARE SHOWN WITH CIRCUIT NUMBERS ONLY, THE MINIMUM BRANCH CIRCUITING REQUIREMENTS SHALL BE AS FOLLOWS:
   A. LIGHTING FIXTURES - 2#12, 1#12 GND - 3/4" C.
   B. RECEPTACLES - 2#12, #12 GND - 3/4" C.
   C. BRANCH CIRCUIT BREAKERS (277 VOLT) - 1P, 20A
   D. BRANCH CIRCUIT BREAKERS (120 VOLT) _ 1P, 20A
   E. HOMERUNS TO PANELBOARDS SHALL CONTAIN NO MORE THAN (3) CIRCUITS.
   F. 208/120 VOLT 480/277 VOLT WIRING SHALL BE RUN IN SEPARATE RACEWAY SYSTEMS.
   G. EMERGENCY SERVICES SHALL BE RUN IN SEPARATE RACEWAYS FROM ALL OTHER SYSTEMS.
   H. WHERE LIGHTING SWITCH INDICATIONS ARE NOT SHOWN, SWITCHES SHALL BE CONNECTED TO CONTROL ALL SWITCHED FIXTURES WITHIN THE CORRESPONDING SPACE.
18. WHERE CONDUIT AND WIRING CONNECTIONS ARE NOT SHOWN ON THE PLANS, MAKE CONNECTIONS AS FOLLOWS:
   A. USE #10 AWG WIRE TO THE FIRST AND ANY OUTLET FOR BRANCH CIRCUIT RUNS MORE THAN 75 FEET AND #8 AWG FOR RUNS MORE THAN 200 FEET FOR 120V 20 AMPERES CIRCUITS, U.O.N.
   B. USE #10 AWG WIRE TO THE FIRST AND ANY OUTLET FOR BRANCH CIRCUIT RUNS MORE THAN 200 FEET FOR 277V 20 AMPERES CIRCUITS, U.O.N.
19. ALL BRANCH CIRCUIT WIRING SHALL BE RUN CONCEALED IN WALLS AND/OR ABOVE HUNG CEILING UNLESS OTHERWISE NOTED.
20. WIRING IN AIR PLENUM HUNG CEILINGS INSTALLED WITHOUT CONDUIT OR EMT SHALL BE TEFLON JACKETED.
21. NO LOW VOLTAGE WIRING SHALL BE PERMITTED IN THE SAME RACEWAY AS POWER WIRING.
22. CONTRACTOR TO DE-RATE CONDUCTORS IN ACCORDANCE WITH THE 2008 NATIONAL ELECTRICAL CODE WHEN INSTALLING MORE THAN THREE (3) CIRCUITS IN A 3/4"C HOMERUN.
23. PROVIDE DRAG LINES IN ALL EMPTY RACEWAYS.
24. ALL CONDUITS FOR BRANCH CIRCUITING AND/OR COMMUNICATIONS CABLING, INCLUDING THOSE RUN IN CEILING OF FLOOR BELOW SHALL BE IDENTIFIED AT EVERY 50 FEET OF LENGTH AND AT EACH OUTLET AND PULL BOX WITH PANEL AND CIRCUIT NUMBER OR SYSTEM NAME.
25. THE MINIMUM RATING OF DISCONNECT SWITCHES SHALL BE EQUAL TO OR GREATER THAN THE RATING OF THE PROTECTION DEVICE ON THE SUPPLY SIDE OF THE DISCONNECT SWITCH. MINIMUM DISCONNECT SWITCH SIZE SHALL BE 30 AMPERES.
26. ALL NEW CIRCUIT BREAKERS INSTALLED INSIDE AN EXISTING PANELBOARD SHALL MATCH PANELBOARD'S A.I.C. RATING AND BE U.L. LISTED FOR USE WITH THE PANELBOARD.

DEMOLITION NOTES

1. THE CONTRACTOR SHALL VISIT THE PREMISES AND COMPARE SAME WITH A FULL SET OF BID DOCUMENTS AND SPECIFICATIONS AND SATISFY HIMSELF OF THE CONDITIONS EXISTING AT THE BUILDING BEFORE DELIVERY OF HIS PROPOSAL. NO ADDITIONAL ALLOWANCE WILL BE MADE TO THE CONTRACTOR DUE TO HIS NEGLECT OR FAILURE TO COMPLY WITH THE SPECIFIED REQUIREMENTS.
2. NOTES AND GRAPHIC REPRESENTATIONS SHALL NOT LIMIT THE EXTENT OF DEMOLITION REQUIRED. CONTRACTOR SHALL VISIT THE SITE, CAREFULLY EXAMINE EXISTING CONDITIONS AND SHALL PERFORM ALL DEMOLITION REQUIRED TO ACHIEVE THE FINAL DESIGN INTENT AS REQUIRED BY THE CONTRACT DOCUMENTS. EXTENT OF ALL DEMOLITION WORK SHALL BE COORDINATED WITH THE ARCHITECT.
3. ALL WORK REQUIRED TO REMAIN IN SERVICE BUT INTERFERING WITH THE ALTERATIONS SHALL BE RELOCATED AND RECONNECTED USING MATERIALS AND STANDARDS OF THIS CONTRACT.
4. EQUIPMENT AND WIRING TO BE REMOVED SHALL BE DE-ENERGIZED PRIOR TO ANY DEMOLITION WORK. TEMPORARY LIGHTING SHALL BE PROVIDED ON THE ENTIRE FLOOR BEING DEMOLISHED UNTIL THE WORK IS COMPLETE.
5. ALL POWER CONDUCTORS, CONTROL WIRING AND CONDUIT ASSOCIATED WITH MECHANICAL EQUIPMENT SUCH AS FANS, AIR CONDITIONING UNITS, PUMPS, ETC. DESIGNATED FOR REMOVAL ON THE HVAC AND PLUMBING DEMOLITION DRAWINGS SHALL BE REMOVED BACK TO THE SOURCE OF POWER AND DISCONNECTED. ALL MOTOR STARTERS, DISCONNECT SWITCHES, CONTROL DEVICES, ETC. SHALL BE REMOVED. REFER TO HVAC AND PLUMBING DRAWINGS FOR ADDITIONAL INFORMATION.
6. EQUIPMENT INDICATED TO BE REMOVED SHALL BE TAKEN FROM THE SITE AND DISPOSED OF IN ACCORDANCE WITH APPLICABLE LAWS AND ENVIRONMENTAL REGULATIONS. EQUIPMENT REQUIRED TO BE TURNED OVER TO THE OWNER SHALL BE PLACED IN A MUTUALLY ACCEPTABLE LOCATION.
7. THE WORK SHALL INCLUDE THE REMOVAL OF MATERIALS AS DIRECTED. PRIOR TO REMOVING EQUIPMENT AND MATERIALS FROM THE PROJECT SITE, THE OWNER'S MANAGER SHALL INSPECT AND ADVISE WHICH ITEMS WILL BE RESTORED.
8. THE CONTRACTOR SHALL BE RESPONSIBLE FOR REMOVAL FROM THE PREMISES ALL DEBRIS RESULTING FROM REMOVAL OF ELECTRICAL WORK.
9. THE CONTRACTOR SHALL BE RESPONSIBLE FOR ROUGH PATCHING, REPAIRING AND FIREPROOFING ALL OPENINGS IN FLOORS OR WALLS AS REQUIRED AFTER REMOVAL OF ANY CONDUITS OR WIRE. FINISH PATCHING SHALL BE PERFORMED BY ANOTHER DIVISION.
10. THIS CONTRACTOR SHALL MAINTAIN CONTINUITY OF SERVICE TO EXISTING BUILDING FIRE ALARM SYSTEM. COORDINATE WITH BUILDING MANAGER.
11. THE REMOVAL OF ALL FIRE ALARM EQUIPMENT AND ASSOCIATED CABLING SHALL BE COORDINATED WITH BUILDING OPERATING PERSONNEL. EXISTING BASE BUILDING CLASS "E" FIRE ALARM SYSTEM SHALL REMAIN IN OPERATION DURING BOTH DEMOLITION AND CONSTRUCTION STAGES OF THIS PROJECT.
12. DEMOLITION WORK SHALL INCLUDE THE FURNISHING OF ALL MATERIAL CUTTINGS, EXTENSIONS, CONNECTIONS, REPAIRING, ADAPTING AND OTHER WORK INCIDENTAL THERETO, TOGETHER WITH SUCH TEMPORARY CONNECTIONS AS MAY BE REQUIRED.
13. THIS CONTRACTOR SHALL PROVIDE ADEQUATE TEMPORARY LIGHT AND POWER TO INSURE THE SAFETY OF PERSONNEL AND POWER REQUIREMENTS OF THE VARIOUS TRADES.
14. WHERE PRESENT WORK IS DAMAGED IN THE EXECUTION OF THIS CONTRACT, OR WHERE OPENINGS ARE LEFT DUE TO THE REMOVAL OF PIPES, EQUIPMENT OR APPARATUS, THE SAME SHALL BE REPAIRED TO CORRESPOND IN MATERIALS, QUALITY, SHAPE AND FINISH WITH THAT OF SIMILAR AND ADJOINING WORK, UNLESS OTHERWISE CALLED FOR.
15. CONTRACTOR SHALL ASSURE THAT THE LIGHTING AND POWER TO TOILETS REMAIN IN WORKING CONDITION.
16. WHERE REMOVAL OF EXISTING ELECTRICAL EQUIPMENT WILL RESULT IN OUTAGES IN AREAS NOT TO BE DEMOLISHED, THE CONTRACTOR SHALL COORDINATE IN ADVANCE AND OBTAIN THE APPROVAL OF THE BUILDING MANAGER. PROVIDE MINIMUM SEVEN (7) DAY ADVANCE NOTICE.
17. FEEDERS AND BRANCH CIRCUITS TO BE REMOVED - CONDUIT AND SUPPORTS SHALL BE REMOVED TO THE PANEL OF ORIGIN OR THE BOUNDARY OF THE PROJECT AREA. WIRING SHALL BE REMOVED TO THE PANEL OF ORIGIN. WHERE EMPTY CONDUITS REMAIN, INSTALL A PULL STRING AND IDENTIFY AT BOTH ENDS.
18. FEEDERS AND BRANCH CIRCUITS TO BE RE-USED - REMOVE CONDUIT AND WIRING TO LOCATIONS WHICH AVOID CONFLICTS WITH NEW WORK. INSTALL JUNCTION BOXES, TAPE OFF CONDUCTORS AND IDENTIFY WITH PANEL AND CIRCUIT NUMBER.
19. FEEDERS AND BRANCH CIRCUITS TO BE ABANDONED - DISCONNECT, TAPE OFF CONDUCTORS AT BOTH ENDS AND IDENTIFY. INSTALL JUNCTION BOXES WHERE REQUIRED.
20. PROVIDE ADDITIONAL SUPPORT FOR ALL EXISTING CONDUITS, LOW VOLTAGE CABLING AND DEVICES TO REMAIN WHICH ARE AFFECTED BY DEMOLITION OF EXISTING CEILINGS AND PARTITIONS.
21. ALL EXISTING UNUSED CONDUIT AND WIRING SHALL BE DROPPED TO THE FLOOR BY THE ELECTRICIAN FOR REMOVAL FROM THE BUILDING BY THE DEMOLITION OR GENERAL CONTRACTOR.
22. IN THE PROCESS OF REMOVING WIRING DEVICES, LIGHTING FIXTURES AND OTHER ELECTRICAL EQUIPMENT AND MATERIALS, THIS CONTRACTOR SHALL EXERCISE EXTREME CAUTION TO PREVENT DAMAGE TO ARCHITECTURAL SURFACES WHICH ARE TO REMAIN. THE COST TO REPAIR OR REPLACE ANY MATERIAL DEEMED BY THE ARCHITECT TO HAVE BEEN UNDULY DAMAGED BY THIS CONTRACTOR DURING DEMOLITION OR CONSTRUCTION SHALL BE PAID BY THIS CONTRACTOR AT NO ADDITIONAL COST TO THE OWNER.
23. PROVIDE BLANK COVER PLATES AT OPEN BOXES WHERE EXISTING RECEPTACLES OR ELECTRICAL DEVICES ARE REMOVED FROM ENCLOSURES, INDUCTION UNITS OR SURFACES NOT INDICATED TO BE REPAIRED OR REFINISHED.
24. ALL WORK SHALL BE PROPERLY IDENTIFIED AFTER DEMOLITION. UPDATE ALL PANEL SCHEDULES TO REFLECT EQUIPMENT AND CIRCUIT REMOVALS.
25. ALL PANELBOARDS AND ANY OTHER EQUIPMENT IN AREAS TO BE DEMOLISHED ARE TO REMAIN UNLESS OTHERWISE NOTED.
26. CONTRACTOR SHALL RECYCLE ALL LIGHTING FIXTURE LAMPS AND BALLAST TO BE REMOVED. COORDINATE WITH BUILDING MANAGEMENT.

KINGS COUNTY SUPREME COURT BUILDING ACCESSIBILITY RENOVATIONS

360 Adams Street
Brooklyn NY 11201

Conditions

ALL IDEAS, DESIGNS, ARRANGEMENTS AND PLANS INDICATED OR REPRESENTED BY THIS DRAWING ARE OWNED BY, AND THE PROPERTY OF RONNETTE RILEY ARCHITECT AND WERE CREATED, EVOLVED AND DEVELOPED FOR THE USE ON, AND IN CONNECTION WITH THE SPECIFIED PROJECT.
NONE OF SUCH IDEAS, DESIGNS, ARRANGEMENTS OR PLANS SHALL BE USED BY OR DISCLOSED TO ANY PERSON, FIRM OR CORPORATION FOR ANY PURPOSE WHATSOEVER WITHOUT THE WRITTEN PERMISSION OF RONNETTE RILEY ARCHITECT.

© Copyright Ronnette Riley *Architect* 2021

Ronnette Riley *Architect*

494 Eighth Avenue, 15th Floor
New York, NY 10001
T 212 594 4015
F 212 594 2868
www.ronnetteriley.com

MEP Engineer:

Loring Consulting Engineers, Inc.
360 West 31st Street, 14th Floor
New York, NY 10001-2727
T 212-563 7400
www.loringengineers.com
New York City .Washington, DC . Princeton . Durham . Toronto

Structural Engineer:

Silman
32 Old Slip, 10th Floor
New York, NY 10005
T 212-620 7970
www.Silman.com

Rev	Date	Issue
-	11 JUN 2021	SD Submission
-	22 OCT 2021	DD Review
-	23 NOV 2021	Issue for DD 50%
-	4 MAR 2022	Issue for Final DD
-	6 DEC 2022	CD Review
-	28 FEB 2023	CD Final

Title

ELECTRICAL SYMBOLS, ABBREV. AND NOTES

Date	06-11-2021
Project No.	12328.000
Drawing By	DK
CHK By	JC
Scale	-

DOB Rev
E-001.00
_ of __

DOB SCAN

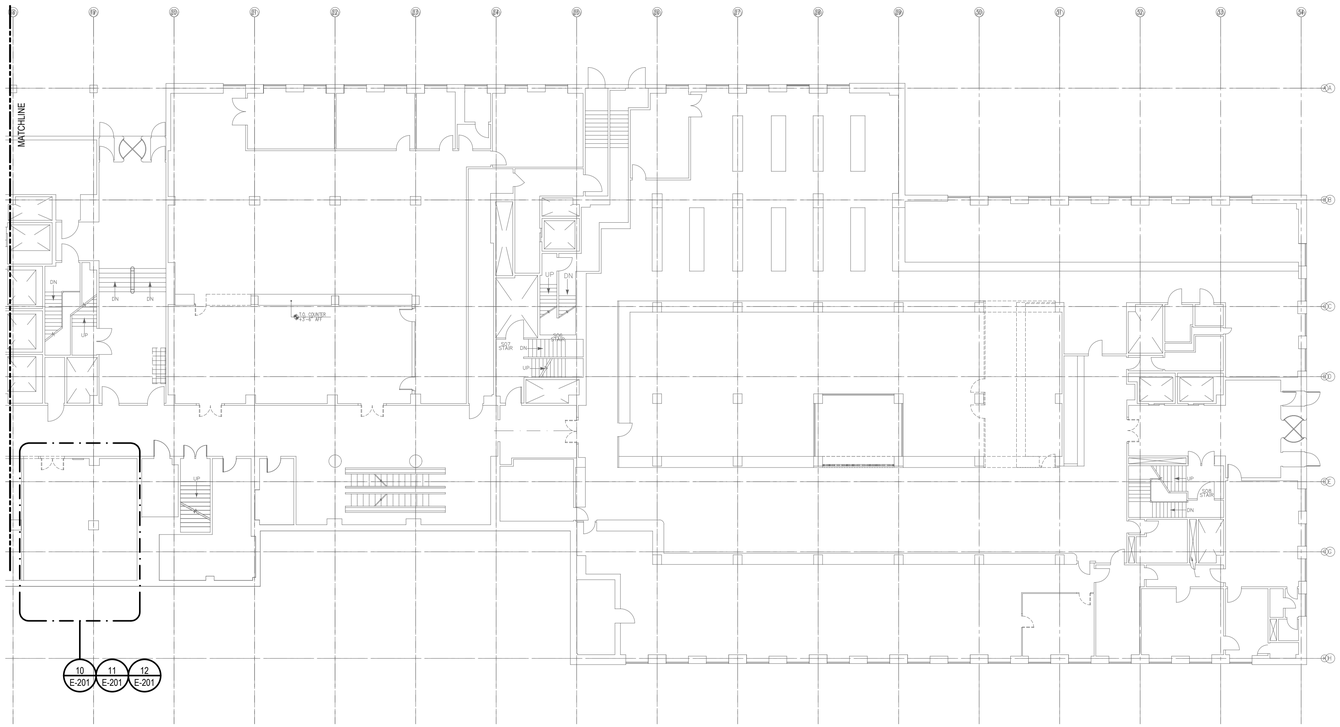

2 1ST FLOOR KEYPLAN
1/16"=1'-0"

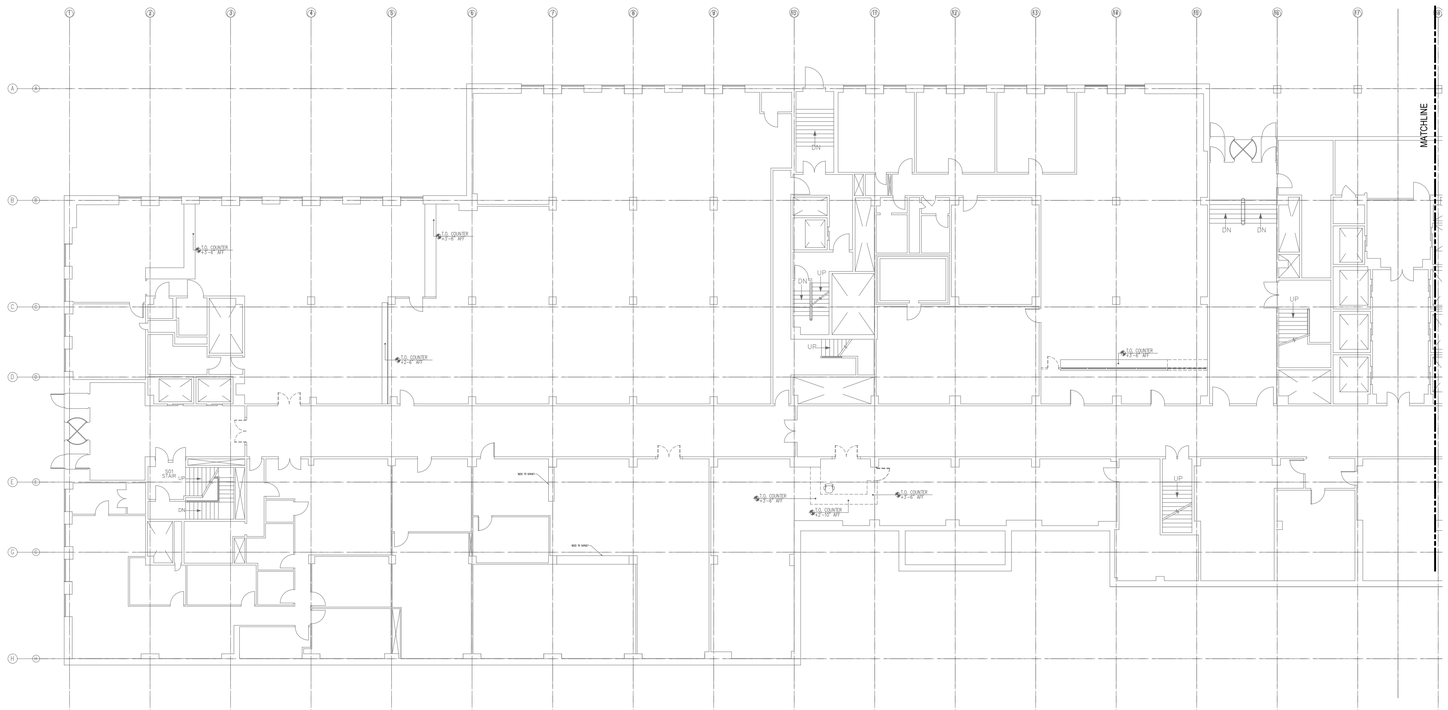

1 1ST FLOOR KEYPLAN - NORTH
1/16"=1'-0"

N 0 8 16 32 FEET

KINGS COUNTY SUPREME COURT BUILDING ACCESSIBILITY RENOVATIONS

360 Adams Street
Brooklyn NY 11201

Conditions

ALL IDEAS, DESIGNS, ARRANGEMENTS AND PLANS INDICATED OR REPRESENTED BY THIS DRAWING ARE OWNED BY, AND THE PROPERTY OF RONNETTE RILEY ARCHITECT AND WERE CREATED, EVOLVED AND DEVELOPED FOR THE USE ON, AND IN CONNECTION WITH THE SPECIFIED PROJECT.
NONE OF SUCH IDEAS, DESIGNS, ARRANGEMENTS OR PLANS SHALL BE USED BY OR DISCLOSED TO ANY PERSON, FIRM OR CORPORATION FOR ANY PURPOSE WHATSOEVER WITHOUT THE WRITTEN PERMISSION OF RONNETTE RILEY ARCHITECT.

© Copyright Ronnette Riley *Architect* 2021

Ronnette Riley *Architect*

494 Eighth Avenue, 15th Floor
New York, NY 10001
T 212 594 4015
F 212 594 2868
www.ronnetteriley.com

MEP Engineer:

Loring Consulting Engineers, Inc.
360 West 31st Street, 14th Floor
New York, NY 10001-2727
T 212-563 7400
www.loringengineers.com
New York City .Washington, DC . Princeton . Durham . Toronto

Structural Engineer:

Silman
32 Old Slip, 10th Floor
New York, NY 10005
T 212-620 7970
www.Silman.com

Rev	Date	Issue
-	11 JUN 2021	SD Submission
-	22 OCT 2021	DD Review
-	23 NOV 2021	Issue for DD 50%
-	4 MAR 2022	Issue for Final DD
-	6 DEC 2022	CD Review
-	28 FEB 2023	CD Final

Title

ELECTRICAL 1ST FLOOR KEY PLAN

Date	06-11-2021
Project No.	12328.000
Drawing By	DK
CHK By	JC
Scale	-

DOB Rev
E-101.00
_ of ___

DOB SCAN

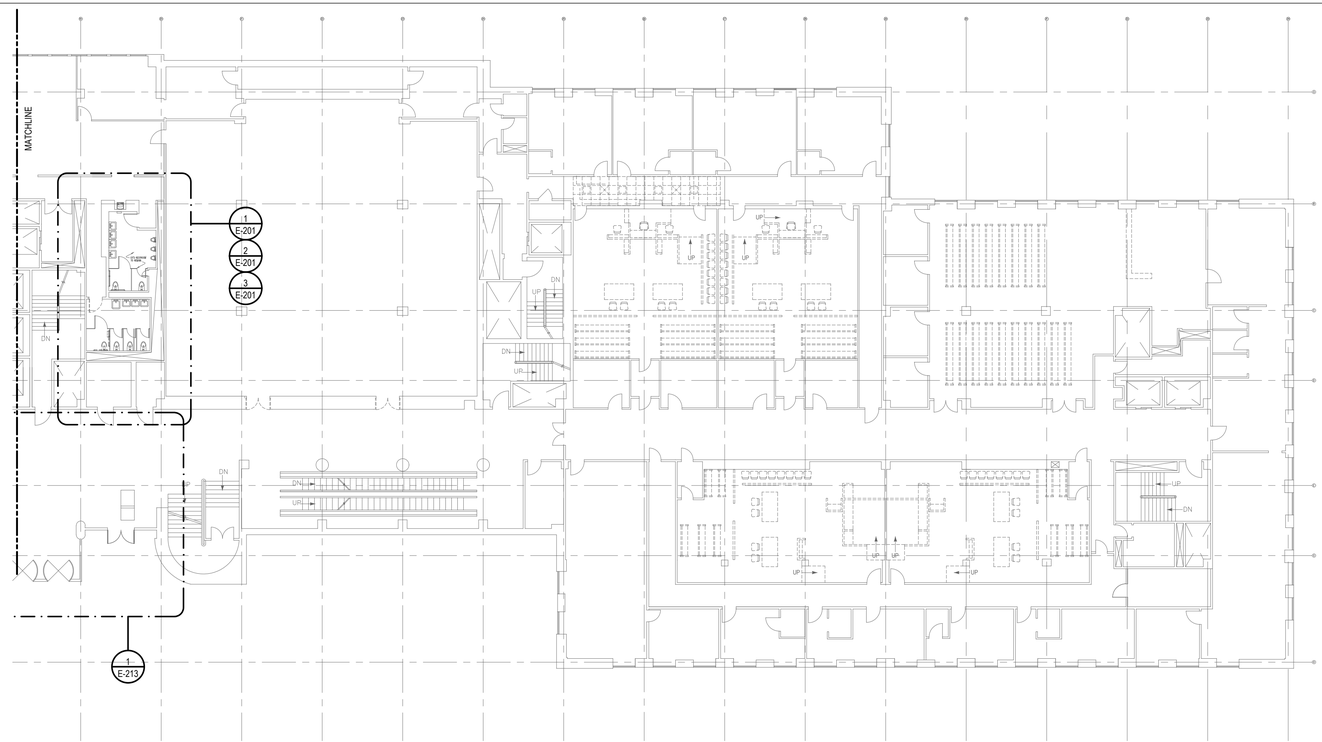

2 2ND FLOOR KEYPLAN - SOUTH
1/16"=1'-0"

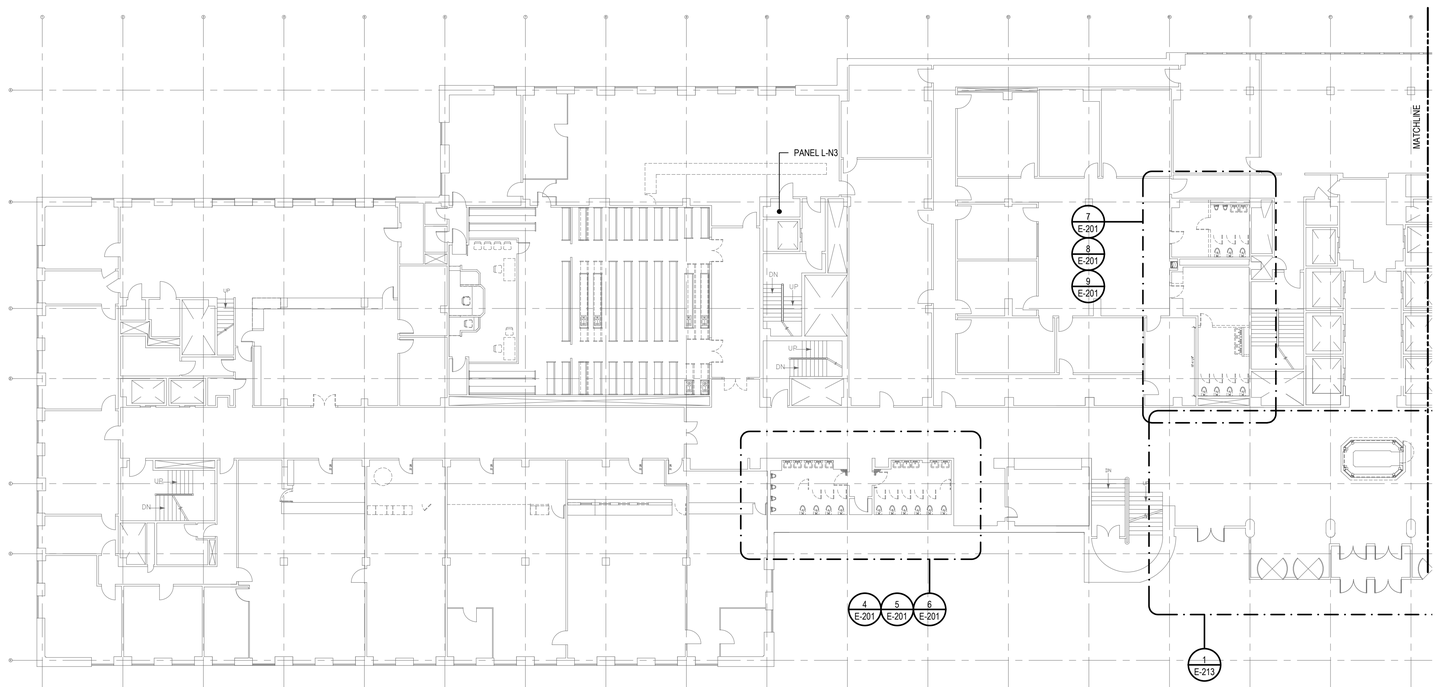

1 2ND FLOOR KEYPLAN - NORTH
1/16"=1'-0"

N 0 8 16 32 FEET

KINGS COUNTY SUPREME COURT BUILDING ACCESSIBILITY RENOVATIONS

360 Adams Street
Brooklyn NY 11201

Conditions

ALL IDEAS, DESIGNS, ARRANGEMENTS AND PLANS INDICATED OR REPRESENTED BY THIS DRAWING ARE OWNED BY, AND THE PROPERTY OF RONNETTE RILEY ARCHITECT AND WERE CREATED, EVOLVED AND DEVELOPED FOR THE USE ON, AND IN CONNECTION WITH THE SPECIFIED PROJECT.
NONE OF SUCH IDEAS, DESIGNS, ARRANGEMENTS OR PLANS SHALL BE USED BY OR DISCLOSED TO ANY PERSON, FIRM OR CORPORATION FOR ANY PURPOSE WHATSOEVER WITHOUT THE WRITTEN PERMISSION OF RONNETTE RILEY ARCHITECT.

© Copyright Ronnette Riley *Architect* 2021

Ronnette Riley *Architect*

494 Eighth Avenue, 15th Floor
New York, NY 10001
T 212 594 4015
F 212 594 2868
www.ronnetteriley.com

MEP Engineer:

Loring Consulting Engineers, Inc.
360 West 31st Street, 14th Floor
New York, NY 10001-2727
T 212-563 7400
www.loringengineers.com
New York City .Washington, DC . Princeton . Durham . Toronto

Structural Engineer:

Silman
32 Old Slip, 10th Floor
New York, NY 10005
T 212-620 7970
www.Silman.com

Rev	Date	Issue
-	11 JUN 2021	SD Submission
-	22 OCT 2021	DD Review
-	23 NOV 2021	Issue for DD 50%
-	4 MAR 2022	Issue for Final DD
-	6 DEC 2022	CD Review
-	28 FEB 2023	CD Final

Title

ELECTRICAL 2ND FLOOR KEY PLAN

Date	06-11-2021
Project No.	12328.000
Drawing By	DK
CHK By	JC
Scale	-

DOB Rev
E-102.00
_ of __

DOB SCAN

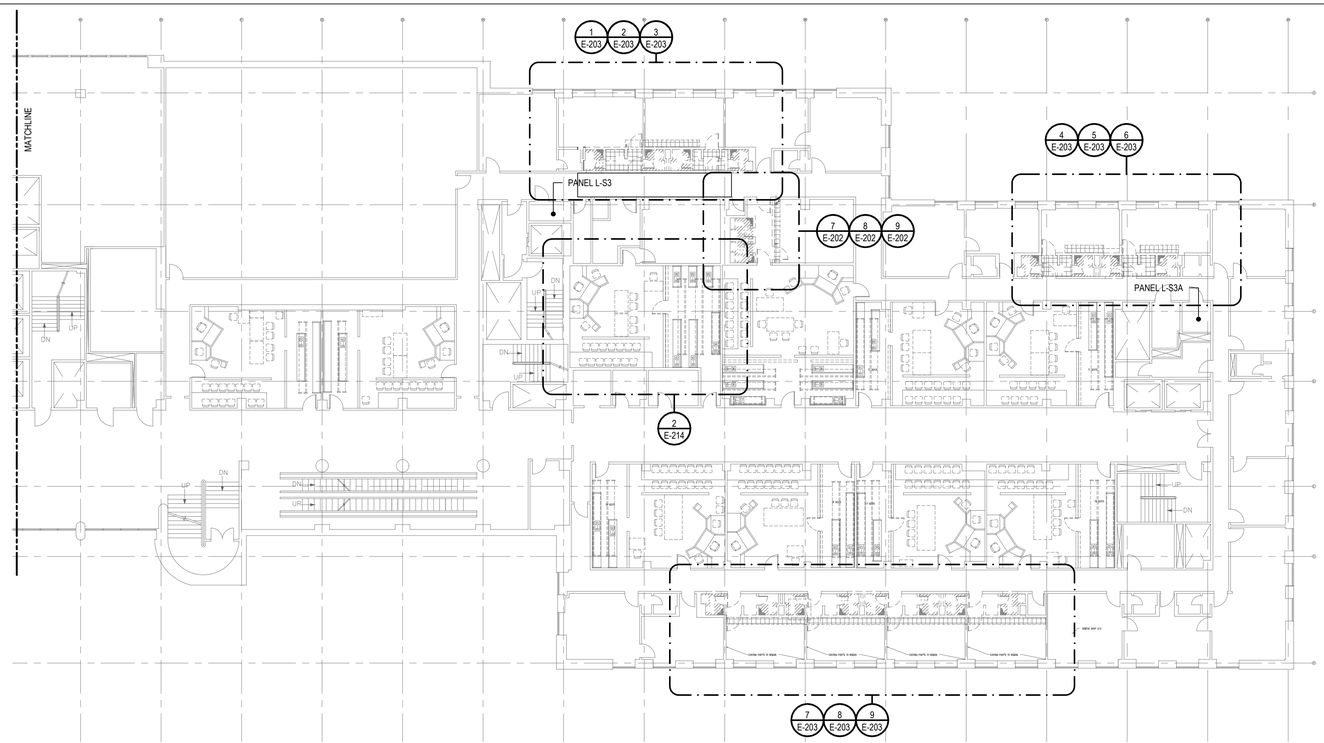

2 3RD FLOOR KEYPLAN - SOUTH
1/16"=1'-0"

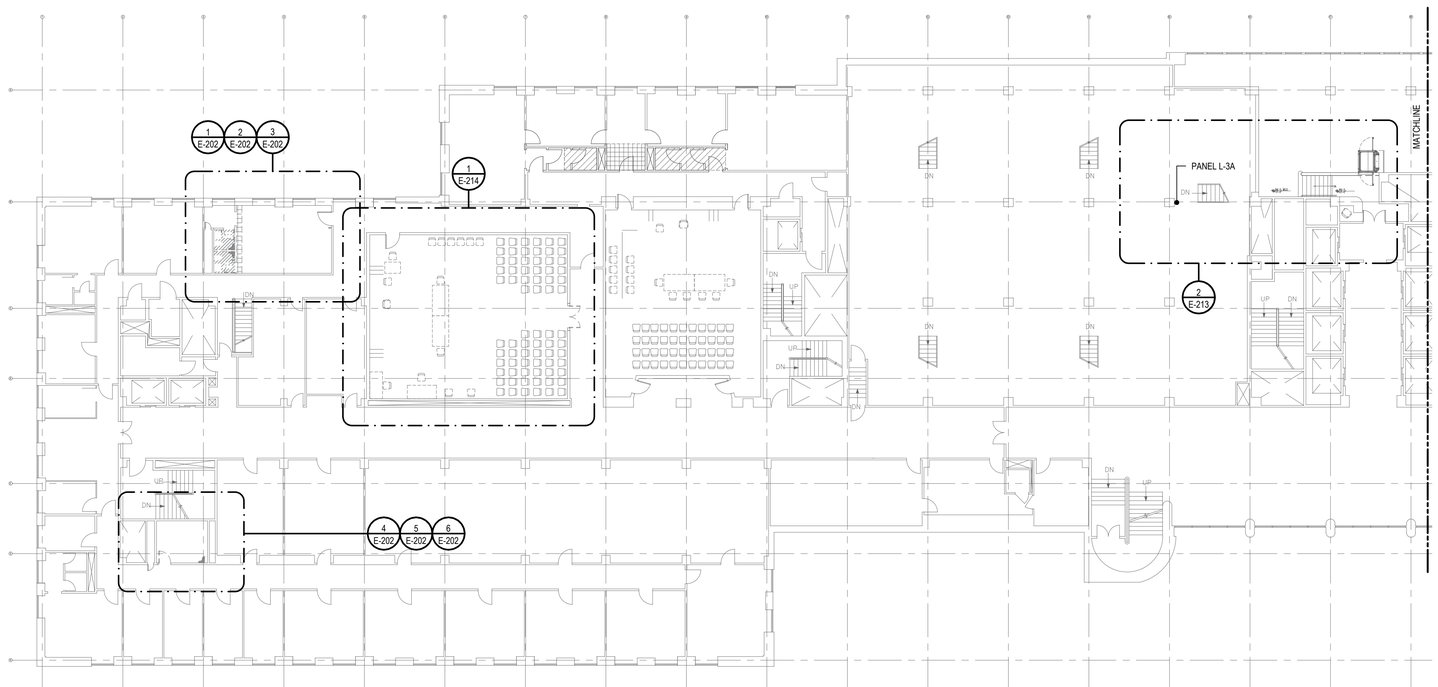

1 3RD FLOOR KEYPLAN - NORTH
1/16"=1'-0"

N 0 8 16 32 FEET

KINGS COUNTY SUPREME COURT BUILDING ACCESSIBILITY RENOVATIONS

360 Adams Street
Brooklyn NY 11201

Conditions

ALL IDEAS, DESIGNS, ARRANGEMENTS AND PLANS INDICATED OR REPRESENTED BY THIS DRAWING ARE OWNED BY, AND THE PROPERTY OF RONNETTE RILEY ARCHITECT AND WERE CREATED, EVOLVED AND DEVELOPED FOR THE USE ON, AND IN CONNECTION WITH THE SPECIFIED PROJECT.
NONE OF SUCH IDEAS, DESIGNS, ARRANGEMENTS OR PLANS SHALL BE USED BY OR DISCLOSED TO ANY PERSON, FIRM OR CORPORATION FOR ANY PURPOSE WHATSOEVER WITHOUT THE WRITTEN PERMISSION OF RONNETTE RILEY ARCHITECT.

© Copyright Ronnette Riley *Architect* 2021

Ronnette Riley *Architect*

494 Eighth Avenue, 15th Floor
New York, NY 10001
T 212 594 4015
F 212 594 2868
www.ronnetteriley.com

MEP Engineer:

Loring Consulting Engineers, Inc.
360 West 31st Street, 14th Floor
New York, NY 10001-2727
T 212-563 7400
www.loringengineers.com
New York City .Washington, DC . Princeton . Durham . Toronto

Structural Engineer:

Silman
32 Old Slip, 10th Floor
New York, NY 10005
T 212-620 7970
www.Silman.com

Rev	Date	Issue
-	11 JUN 2021	SD Submission
-	22 OCT 2021	DD Review
-	23 NOV 2021	Issue for DD 50%
-	4 MAR 2022	Issue for Final DD
-	6 DEC 2022	CD Review
-	28 FEB 2023	CD Final

Title

ELECTRICAL 3RD FLOOR KEY PLAN

Date	06-11-2021
Project No.	12328.000
Drawing By	DK
CHK By	JC
Scale	-

DOB Rev
E-103.00
_ of __

DOB SCAN

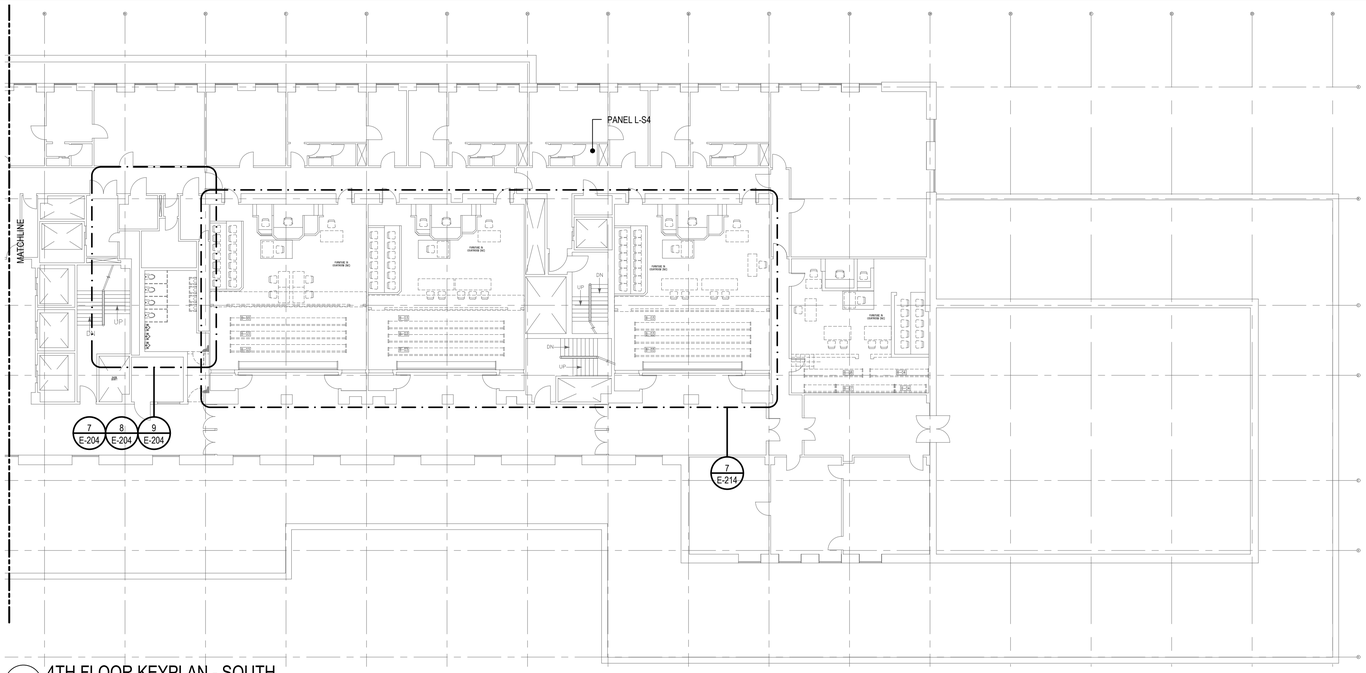

2 4TH FLOOR KEYPLAN - SOUTH
1/16"=1'-0"

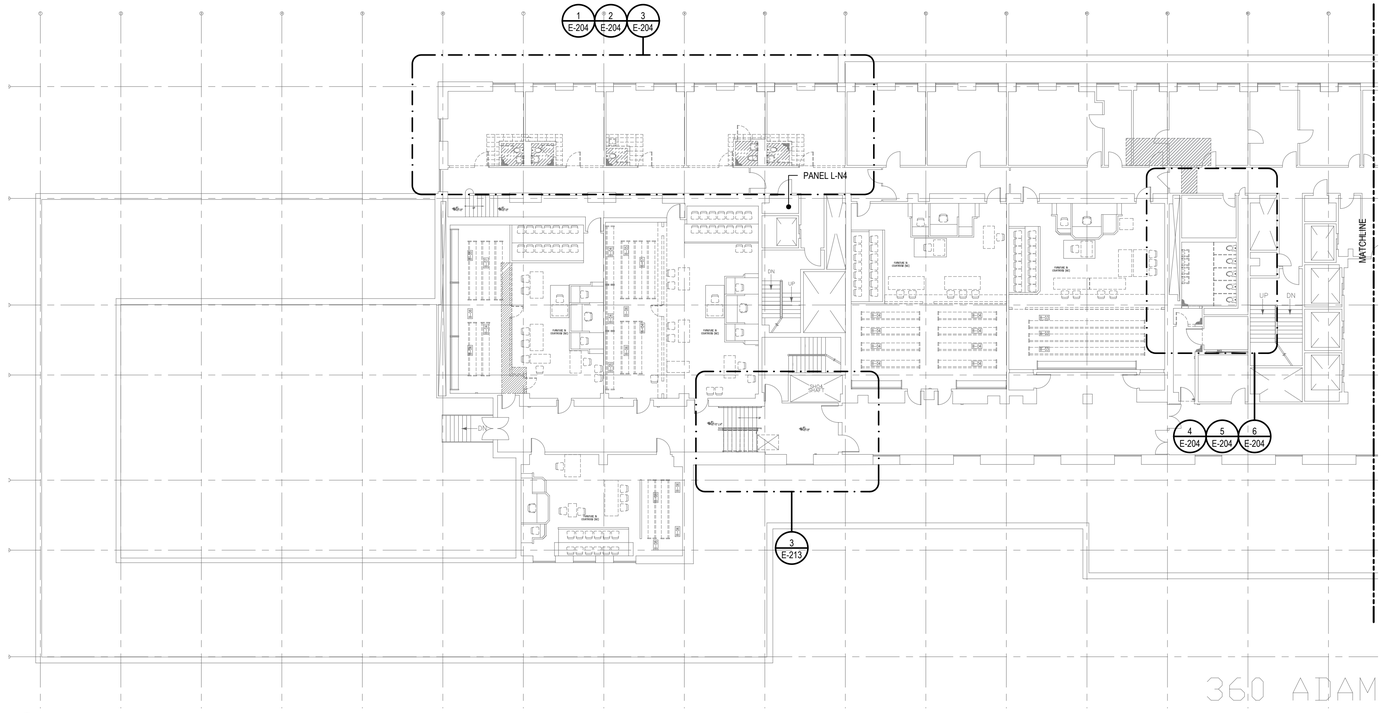

1 4TH FLOOR KEYPLAN - NORTH
1/16"=1'-0"

N 0 8 16 32 FEET

KINGS COUNTY SUPREME COURT BUILDING ACCESSIBILITY RENOVATIONS

360 Adams Street
Brooklyn NY 11201

Conditions

ALL IDEAS, DESIGNS, ARRANGEMENTS AND PLANS INDICATED OR REPRESENTED BY THIS DRAWING ARE OWNED BY, AND THE PROPERTY OF RONNETTE RILEY ARCHITECT AND WERE CREATED, EVOLVED AND DEVELOPED FOR THE USE ON, AND IN CONNECTION WITH THE SPECIFIED PROJECT.
NONE OF SUCH IDEAS, DESIGNS, ARRANGEMENTS OR PLANS SHALL BE USED BY OR DISCLOSED TO ANY PERSON, FIRM OR CORPORATION FOR ANY PURPOSE WHATSOEVER WITHOUT THE WRITTEN PERMISSION OF RONNETTE RILEY ARCHITECT.

© Copyright Ronnette Riley *Architect* 2021

Ronnette Riley *Architect*

494 Eighth Avenue, 15th Floor
New York, NY 10001
T 212 594 4015
F 212 594 2868
www.ronnetteriley.com

MEP Engineer:

Loring Consulting Engineers, Inc.
360 West 31st Street, 14th Floor
New York, NY 10001-2727
T 212-563 7400
www.loringengineers.com
New York City .Washington, DC . Princeton . Durham . Toronto

Structural Engineer:

Silman
32 Old Slip, 10th Floor
New York, NY 10005
T 212-620 7970
www.Silman.com

Rev	Date	Issue
-	11 JUN 2021	SD Submission
-	22 OCT 2021	DD Review
-	23 NOV 2021	Issue for DD 50%
-	4 MAR 2022	Issue for Final DD
-	6 DEC 2022	CD Review
-	28 FEB 2023	CD Final

Title

ELECTRICAL 4TH FLOOR KEY PLAN

Date	06-11-2021
Project No.	12328.000
Drawing By	DK
CHK By	JC
Scale	-

DOB Rev
E-104.00
_ of __

DOB SCAN

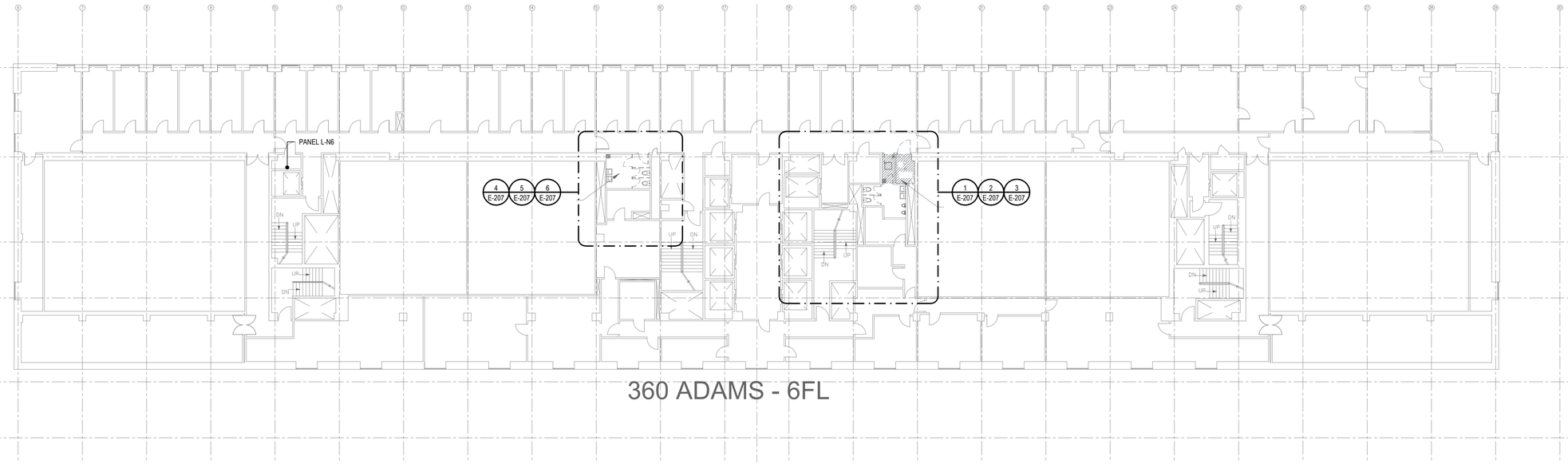

2 6TH FLOOR KEYPLAN
1/16"=1'-0"

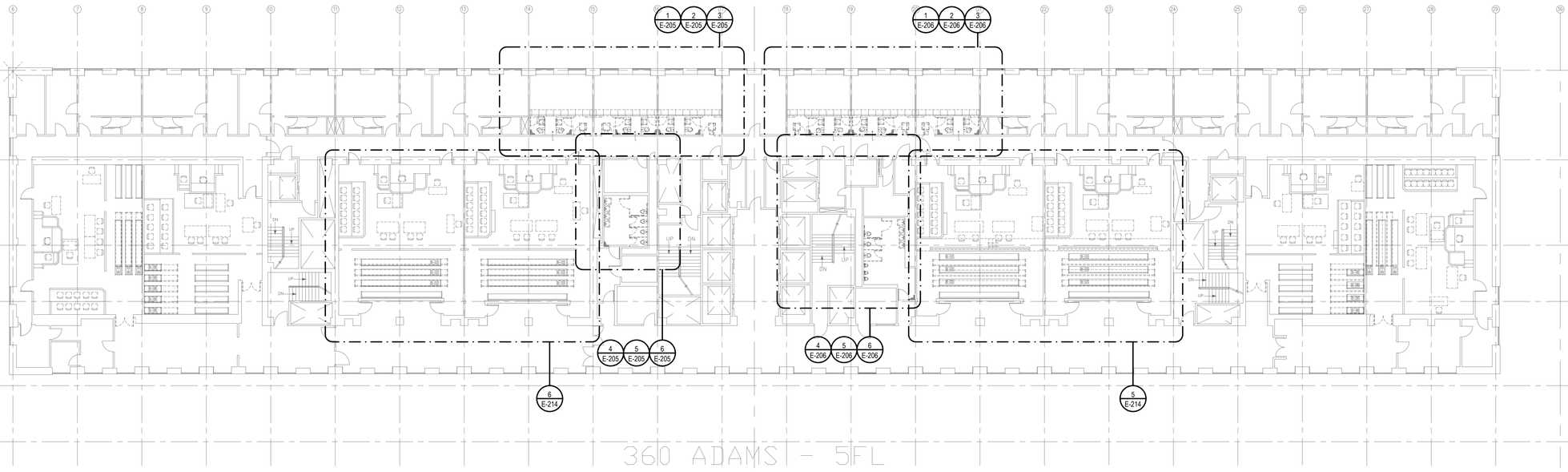

1 5TH FLOOR KEYPLAN
1/16"=1'-0"

N 0 8 16 32 FEET

KINGS COUNTY SUPREME COURT BUILDING ACCESSIBILITY RENOVATIONS

360 Adams Street
Brooklyn NY 11201

Conditions

ALL IDEAS, DESIGNS, ARRANGEMENTS AND PLANS INDICATED OR REPRESENTED BY THIS DRAWING ARE OWNED BY, AND THE PROPERTY OF RONNETTE RILEY ARCHITECT AND WERE CREATED, EVOLVED AND DEVELOPED FOR THE USE ON, AND IN CONNECTION WITH THE SPECIFIED PROJECT.
NONE OF SUCH IDEAS, DESIGNS, ARRANGEMENTS OR PLANS SHALL BE USED BY OR DISCLOSED TO ANY PERSON, FIRM OR CORPORATION FOR ANY PURPOSE WHATSOEVER WITHOUT THE WRITTEN PERMISSION OF RONNETTE RILEY ARCHITECT.

© Copyright Ronnette Riley *Architect* 2021

Ronnette Riley *Architect*

494 Eighth Avenue, 15th Floor
New York, NY 10001
T 212 594 4015
F 212 594 2868
www.ronnetteriley.com

MEP Engineer:

Loring Consulting Engineers, Inc.
360 West 31st Street, 14th Floor
New York, NY 10001-2727
T 212-563 7400
www.loringengineers.com
New York City .Washington, DC . Princeton . Durham . Toronto

Structural Engineer:

Silman
32 Old Slip , 10th Floor
New York, NY 10005
T 212-620 7970
www.Silman.com

Rev	Date	Issue
-	11 JUN 2021	SD Submission
-	22 OCT 2021	DD Review
-	23 NOV 2021	Issue for DD 50%
-	4 MAR 2022	Issue for Final DD
-	6 DEC 2022	CD Review
-	28 FEB 2023	CD Final

Title

ELECTRICAL 5TH AND 6TH FLOOR KEY PLAN

Date	06-11-2021
Project No.	12328.000
Drawing By	DK
CHK By	JC
Scale	-

DOB Rev
E-105.00
_ of __

DOB SCAN

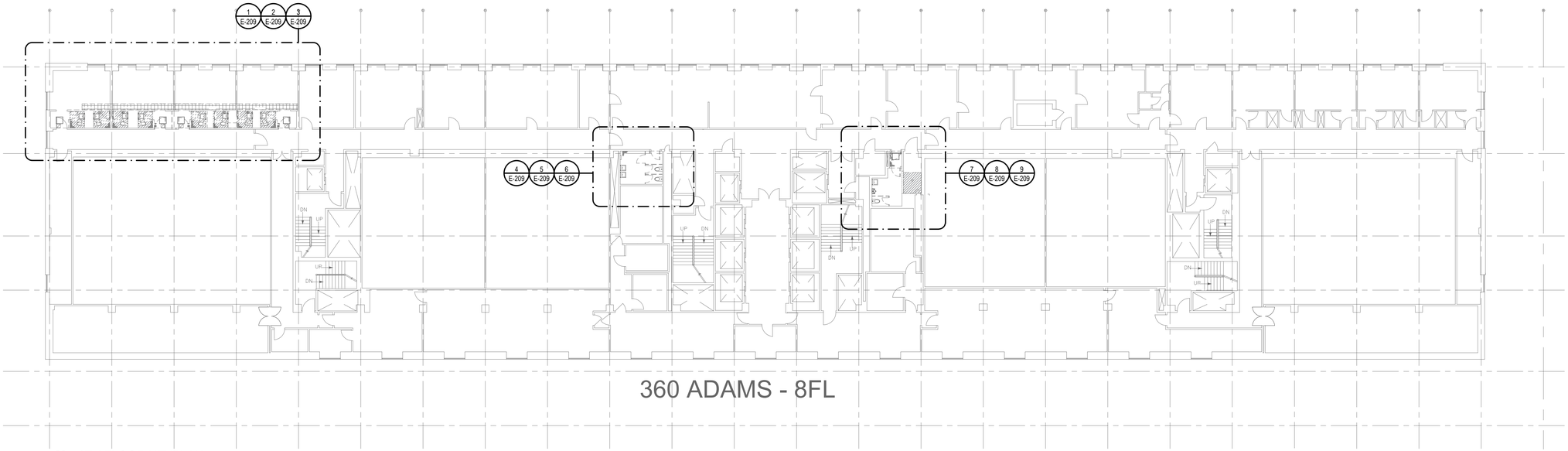

2 8TH FLOOR KEYPLAN
1/16"=1'-0"

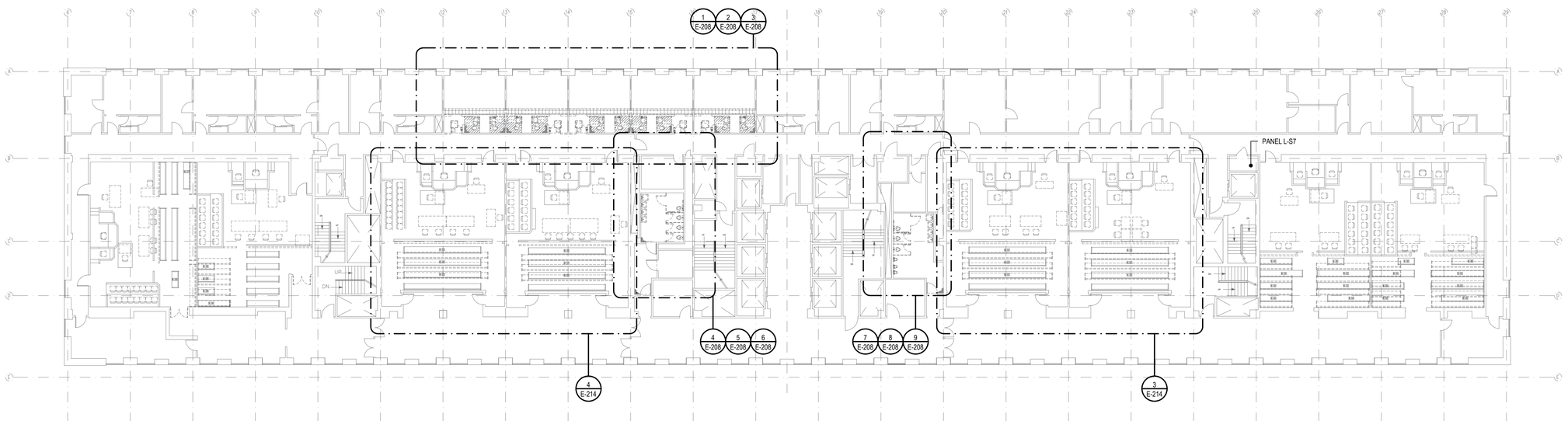

1 7TH FLOOR KEYPLAN
1/16"=1'-0"

N 0 8 16 32 FEET

KINGS COUNTY SUPREME COURT BUILDING ACCESSIBILITY RENOVATIONS

360 Adams Street
Brooklyn NY 11201

Conditions

ALL IDEAS, DESIGNS, ARRANGEMENTS AND PLANS INDICATED OR REPRESENTED BY THIS DRAWING ARE OWNED BY, AND THE PROPERTY OF RONNETTE RILEY ARCHITECT AND WERE CREATED, EVOLVED AND DEVELOPED FOR THE USE ON, AND IN CONNECTION WITH THE SPECIFIED PROJECT.
NONE OF SUCH IDEAS, DESIGNS, ARRANGEMENTS OR PLANS SHALL BE USED BY OR DISCLOSED TO ANY PERSON, FIRM OR CORPORATION FOR ANY PURPOSE WHATSOEVER WITHOUT THE WRITTEN PERMISSION OF RONNETTE RILEY ARCHITECT.

© Copyright Ronnette Riley *Architect* 2021

Ronnette Riley *Architect*

494 Eighth Avenue, 15th Floor
New York, NY 10001
T 212 594 4015
F 212 594 2868
www.ronnetteriley.com

MEP Engineer:

Loring Consulting Engineers, Inc.
360 West 31st Street, 14th Floor
New York, NY 10001-2727
T 212-563 7400
www.loringengineers.com
New York City .Washington, DC . Princeton . Durham . Toronto

Structural Engineer:

Silman
32 Old Slip, 10th Floor
New York, NY 10005
T 212-620 7970
www.Silman.com

Rev	Date	Issue
-	11 JUN 2021	SD Submission
-	22 OCT 2021	DD Review
-	23 NOV 2021	Issue for DD 50%
-	4 MAR 2022	Issue for Final DD
-	6 DEC 2022	CD Review
-	28 FEB 2023	CD Final

Title

ELECTRICAL 7TH AND 8TH FLOOR KEY PLAN

Date	06-11-2021
Project No.	12328.000
Drawing By	DK
CHK By	JC
Scale	-

DOB Rev
E-106.00
_ of __

DOB SCAN

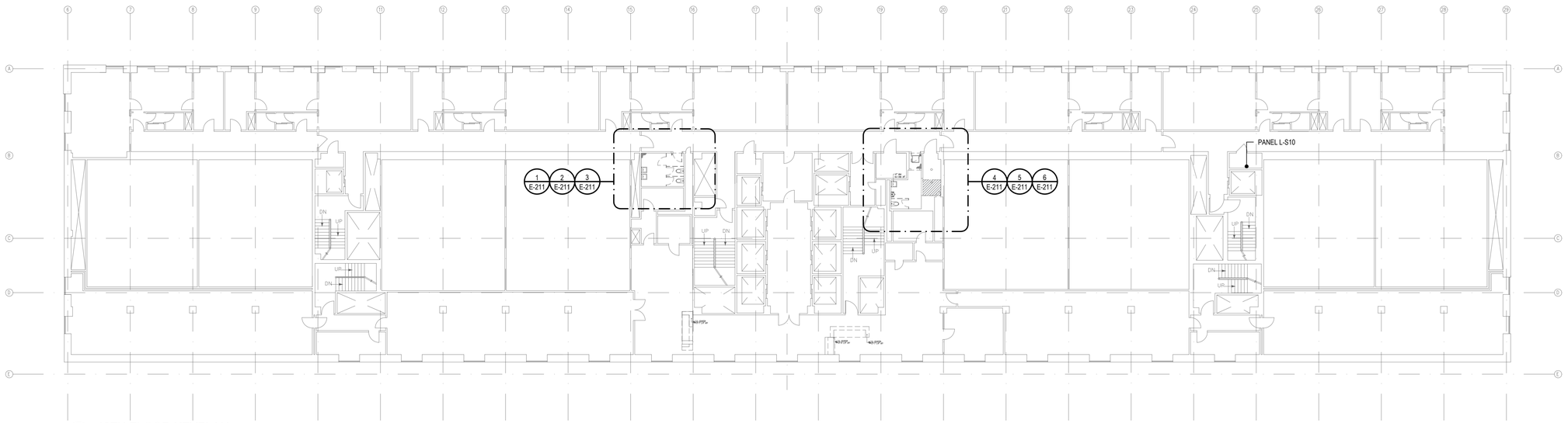
PANEL L-S10
1 E-211
2 E-211
3 E-211
4 E-211
5 E-211
6 E-211
UP
DN
UP
DN
DN
UP
UP
DN
DN
UP
DN
UP
DN
UP

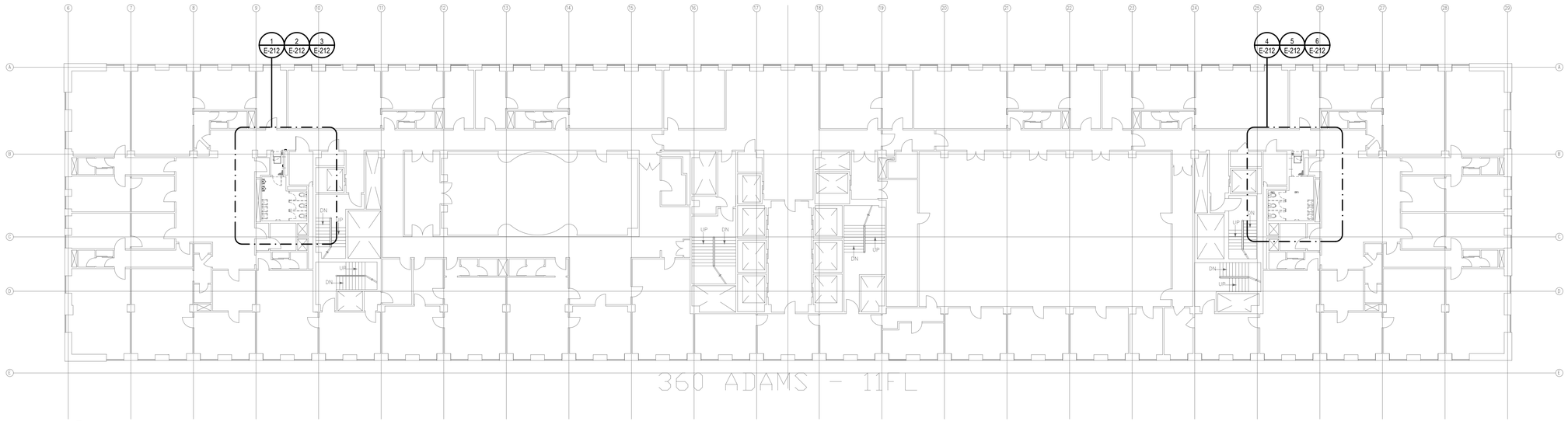

1 11TH FLOOR KEYPLAN - SOUTH
1/16"=1'-0"

N 0 8 16 32 FEET

KINGS COUNTY SUPREME COURT BUILDING ACCESSIBILITY RENOVATIONS

360 Adams Street
Brooklyn NY 11201

Conditions

ALL IDEAS, DESIGNS, ARRANGEMENTS AND PLANS INDICATED OR REPRESENTED BY THIS DRAWING ARE OWNED BY, AND THE PROPERTY OF RONNETTE RILEY ARCHITECT AND WERE CREATED, EVOLVED AND DEVELOPED FOR THE USE ON, AND IN CONNECTION WITH THE SPECIFIED PROJECT.
NONE OF SUCH IDEAS, DESIGNS, ARRANGEMENTS OR PLANS SHALL BE USED BY OR DISCLOSED TO ANY PERSON, FIRM OR CORPORATION FOR ANY PURPOSE WHATSOEVER WITHOUT THE WRITTEN PERMISSION OF RONNETTE RILEY ARCHITECT.

© Copyright Ronnette Riley *Architect* 2021

Ronnette Riley *Architect*

494 Eighth Avenue, 15th Floor
New York, NY 10001
T 212 594 4015
F 212 594 2868
www.ronnetteriley.com

MEP Engineer:

Loring Consulting Engineers, Inc.
360 West 31st Street, 14th Floor
New York, NY 10001-2727
T 212-563 7400
www.loringengineers.com
New York City .Washington, DC . Princeton . Durham . Toronto

Structural Engineer:

Silman
32 Old Slip, 10th Floor
New York, NY 10005
T 212-620 7970
www.Silman.com

Rev	Date	Issue
-	11 JUN 2021	SD Submission
-	22 OCT 2021	DD Review
-	23 NOV 2021	Issue for DD 50%
-	4 MAR 2022	Issue for Final DD
-	6 DEC 2022	CD Review
-	28 FEB 2023	CD Final

Title

ELECTRICAL 11TH FLOOR KEY PLAN

Date	06-11-2021
Project No.	12328.000
Drawing By	DK
CHK By	JC
Scale	-

DOB Rev
E-108.00
_ of ___

DOB SCAN

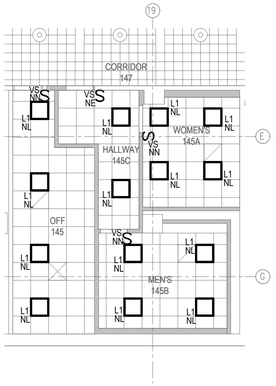

12 1ST FLOOR REFLECTED CEILING PLAN
1/8"=1'-0"

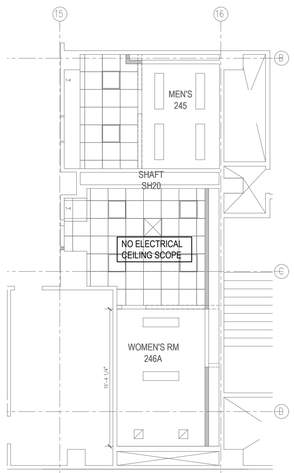

9 2ND FLOOR REFLECTED CEILING PLAN
1/8"=1'-0"

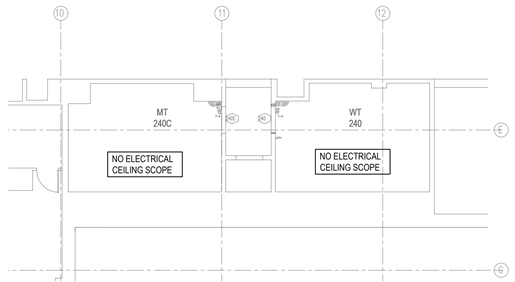

6 2ND FLOOR REFLECTED CEILING PLAN
1/8"=1'-0"

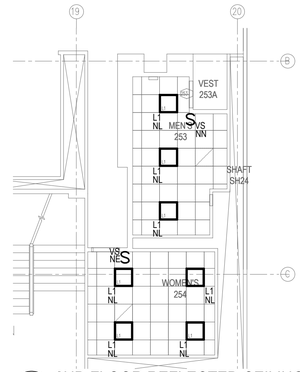

3 2ND FLOOR REFLECTED CEILING PLAN
1/8"=1'-0"

11 1ST FLOOR CONSTRUCTION PLAN
1/8"=1'-0"

8 2ND FLOOR CONSTRUCTION PLAN
1/8"=1'-0"

5 2ND FLOOR CONSTRUCTION PLAN
1/8"=1'-0"

2 2ND FLOOR CONSTRUCTION PLAN
1/8"=1'-0"

10 1ST FLOOR SELECTIVE REMOVAL PLAN
1/8"=1'-0"

7 2ND FLOOR SELECTIVE REMOVAL PLAN
1/8"=1'-0"

4 2ND FLOOR SELECTIVE REMOVAL PLAN
1/8"=1'-0"

1 2ND FLOOR SELECTIVE REMOVAL PLAN
1/8"=1'-0"

NOTES - SELECTIVE REMOVAL PLANS:

1. WHERE EXISTING LIGHTS AND SWITCHES ARE BEING REMOVED, THE EXISTING CIRCUITRY SHALL REMAIN AND BE USED FOR THE NEW LIGHTS AND SWITCHES. EXTEND CIRCUITRY AS REQUIRED.
2. WHERE REQUIRED, ROOMS SHALL BE RE-CIRCUITED FOR ALL FIXTURES TO BE CONTROLLED BY NEW OCCUPANCY CONTROL OR EXISTING TOGGLE SWITCH.
3. CONTRACTOR TO MAINTAIN CIRCUITING FOR REMOVED RECEPTACLES.
4. WHERE ALL GANGS OF AN EXISTING SWITCH BOX ARE NOT REUSED, A BLANK OR MULTIGANG COVER PLATE WITH THE REQUIRED NUMBER OF BLANK POSITIONS SHALL BE PROVIDED AND SAFE OFF WIRING.

N 0 4 8 16 FEET

KINGS COUNTY SUPREME COURT BUILDING ACCESSIBILITY RENOVATIONS

360 Adams Street
Brooklyn NY 11201

Conditions

ALL IDEAS, DESIGNS, ARRANGEMENTS AND PLANS INDICATED OR REPRESENTED BY THIS DRAWING ARE OWNED BY, AND THE PROPERTY OF RONNETTE RILEY ARCHITECT AND WERE CREATED, EVOLVED AND DEVELOPED FOR THE USE ON, AND IN CONNECTION WITH THE SPECIFIED PROJECT.
NONE OF SUCH IDEAS, DESIGNS, ARRANGEMENTS OR PLANS SHALL BE USED BY OR DISCLOSED TO ANY PERSON, FIRM OR CORPORATION FOR ANY PURPOSE WHATSOEVER WITHOUT THE WRITTEN PERMISSION OF RONNETTE RILEY ARCHITECT.

© Copyright Ronnette Riley *Architect* 2021

Ronnette Riley *Architect*

494 Eighth Avenue, 15th Floor
New York, NY 10001
T 212 594 4015
F 212 594 2868
www.ronnetteriley.com

MEP Engineer:

Loring Consulting Engineers, Inc.
360 West 31st Street, 14th Floor
New York, NY 10001-2727
T 212-563 7400
www.loringengineers.com
New York City .Washington, DC . Princeton . Durham . Toronto

Structural Engineer:

Silman
32 Old Slip, 10th Floor
New York, NY 10005
T 212-620 7970
www.Silman.com

Rev	Date	Issue
-	11 JUN 2021	SD Submission
-	22 OCT 2021	DD Review
-	23 NOV 2021	Issue for DD 50%
-	4 MAR 2022	Issue for Final DD
-	6 DEC 2022	CD Review
-	28 FEB 2023	CD Final

Title

ELECTRICAL 1ST & 2ND FL. PARTIAL PLANS-SHEET 1

Date	06-11-2021
Project No.	12328.000
Drawing By	DK
CHK By	JC
Scale	-

DOB Rev
E-201.00
_ of __

DOB SCAN

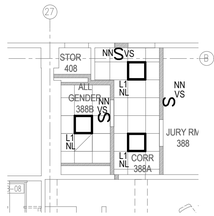

9 REFLECTED CEILING PLAN
1/8"=1'-0"

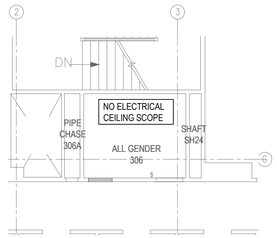

6 REFLECTED CEILING PLAN
1/8"=1'-0"

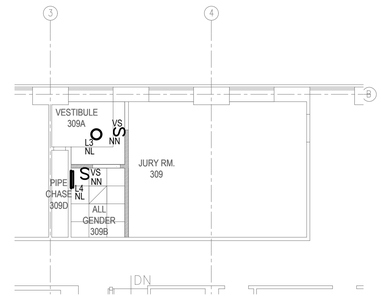

3 REFLECTED CEILING PLAN
1/8"=1'-0"

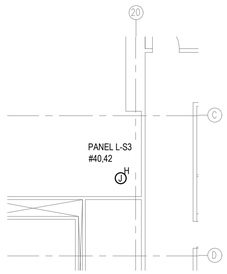

10 CONSTRUCTION PLAN
1/8"=1'-0"

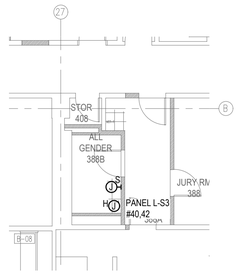

8 CONSTRUCTION PLAN
1/8"=1'-0"

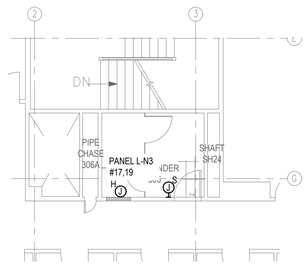

5 CONSTRUCTION PLAN
1/8"=1'-0"

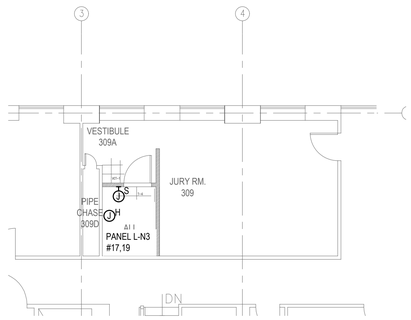

2 CONSTRUCTION PLAN
1/8"=1'-0"

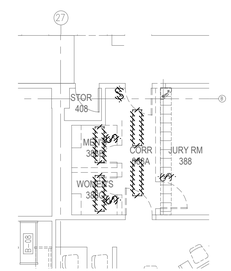

7 SELECTIVE REMOVAL PLAN
1/8"=1'-0"

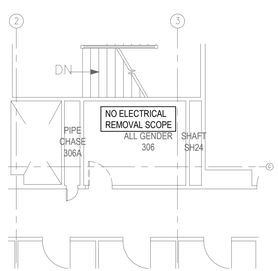

4 SELECTIVE REMOVAL PLAN
1/8"=1'-0"

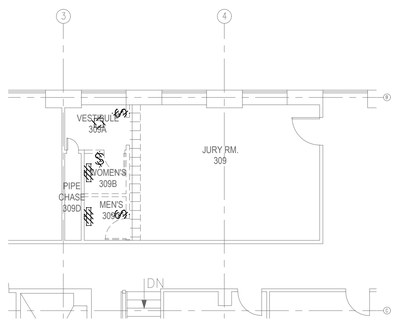

1 SELECTIVE REMOVAL PLAN
1/8"=1'-0"

NOTES - SELECTIVE REMOVAL PLANS:

1. WHERE EXISTING LIGHTS AND SWITCHES ARE BEING REMOVED, THE EXISTING CIRCUITRY SHALL REMAIN AND BE USED FOR THE NEW LIGHTS AND SWITCHES. EXTEND CIRCUITRY AS REQUIRED
2. WHERE REQUIRED, ROOMS SHALL BE RE-CIRCUITED FOR ALL FIXTURES TO BE CONTROLLED BY NEW OCCUPANCY CONTROL OR EXISTING TOGGLE SWITCH.
3. WHERE ALL GANGS OF AN EXISTING SWITCH BOX ARE NOT REUSED, A BLANK OR MULTIGANG COVER PLATE WITH THE REQUIRED NUMBER OF BLANK POSITIONS SHALL BE PROVIDED AND SAFE OFF WIRING.

N 0 4 8 16 FEET

KINGS COUNTY SUPREME COURT BUILDING ACCESSIBILITY RENOVATIONS

360 Adams Street
Brooklyn NY 11201

Conditions

ALL IDEAS, DESIGNS, ARRANGEMENTS AND PLANS INDICATED OR REPRESENTED BY THIS DRAWING ARE OWNED BY, AND THE PROPERTY OF RONNETTE RILEY ARCHITECT AND WERE CREATED, EVOLVED AND DEVELOPED FOR THE USE ON, AND IN CONNECTION WITH THE SPECIFIED PROJECT.
NONE OF SUCH IDEAS, DESIGNS, ARRANGEMENTS OR PLANS SHALL BE USED BY OR DISCLOSED TO ANY PERSON, FIRM OR CORPORATION FOR ANY PURPOSE WHATSOEVER WITHOUT THE WRITTEN PERMISSION OF RONNETTE RILEY ARCHITECT.

© Copyright Ronnette Riley *Architect* 2021

Ronnette Riley *Architect*

494 Eighth Avenue, 15th Floor
New York, NY 10001
T 212 594 4015
F 212 594 2868
www.ronnetteriley.com

MEP Engineer:

Loring Consulting Engineers, Inc.
360 West 31st Street, 14th Floor
New York, NY 10001-2727
T 212-563 7400
www.loringengineers.com
New York City .Washington, DC . Princeton . Durham . Toronto

Structural Engineer:

Silman
32 Old Slip, 10th Floor
New York, NY 10005
T 212-620 7970
www.Silman.com

Rev	Date	Issue
-	11 JUN 2021	SD Submission
-	22 OCT 2021	DD Review
-	23 NOV 2021	Issue for DD 50%
-	4 MAR 2022	Issue for Final DD
-	6 DEC 2022	CD Review
-	28 FEB 2023	CD Final

Title

ELECTRICAL 3RD FLOOR PARTIAL PLANS - SHEET 1

Date	06-11-2021
Project No.	12328.000
Drawing By	DK
CHK By	JC
Scale	-

DOB Rev
E-202.00
_ of __

DOB SCAN

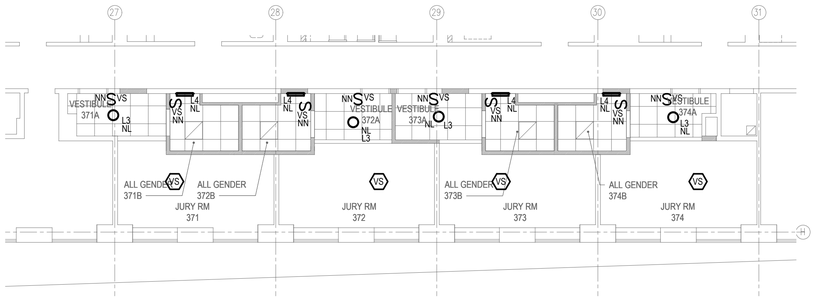

9 REFLECTED CEILING PLAN
1/8"=1'-0"

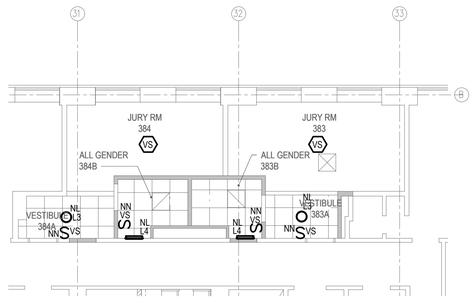

6 REFLECTED CEILING PLAN
1/8"=1'-0"

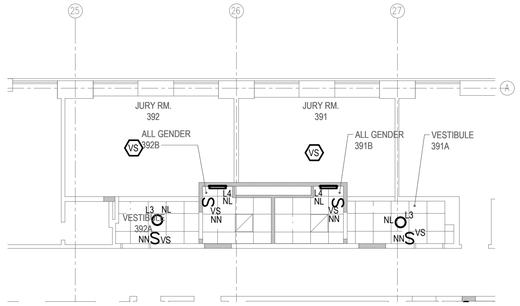

3 REFLECTED CEILING PLAN
1/8"=1'-0"

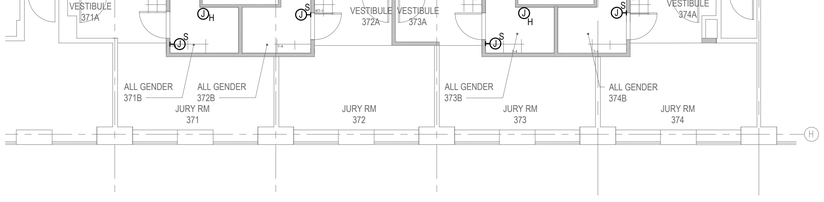

8 CONSTRUCTION PLAN
1/8"=1'-0"

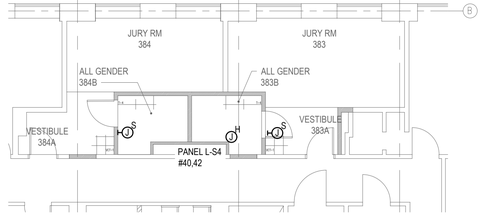

5 CONSTRUCTION PLAN
1/8"=1'-0"

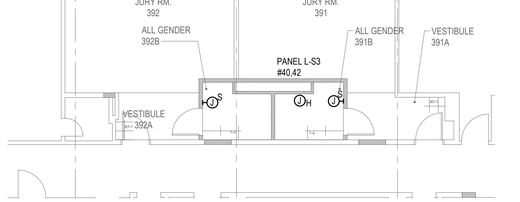

2 CONSTRUCTION PLAN
1/8"=1'-0"

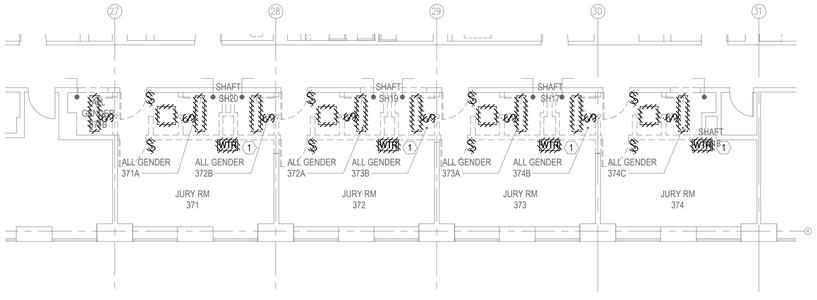

7 SELECTIVE REMOVAL PLAN
1/8"=1'-0"

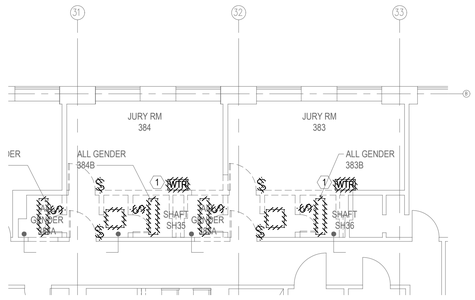

4 SELECTIVE REMOVAL PLAN
1/8"=1'-0"

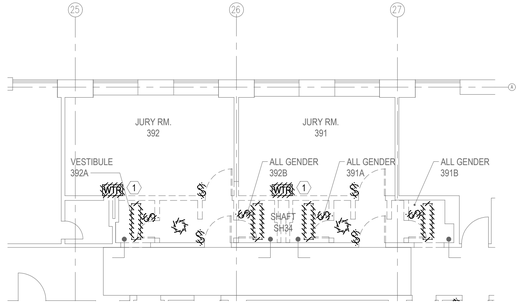

1 SELECTIVE REMOVAL PLAN
1/8"=1'-0"

NOTES - SELECTIVE REMOVAL PLANS:

1. WHERE EXISTING LIGHTS AND SWITCHES ARE BEING REMOVED, THE EXISTING CIRCUITRY SHALL REMAIN AND BE USED FOR THE NEW LIGHTS AND SWITCHES. EXTEND CIRCUITRY AS REQUIRED
2. WHERE REQUIRED, ROOMS SHALL BE RE-CIRCUITED FOR ALL FIXTURES TO BE CONTROLLED BY NEW OCCUPANCY CONTROL OR EXISTING TOGGLE SWITCH.
3. WHERE ALL GANGS OF AN EXISTING SWITCH BOX ARE NOT REUSED, A BLANK OR MULTIGANG COVER PLATE WITH THE REQUIRED NUMBER OF BLANK POSITIONS SHALL BE PROVIDED AND SAFE OFF WIRING.

KEY NOTES - SELECTIVE REMOVAL PLANS:

1 EXISTING WATER FOUNTAIN TO BE REMOVED ALONG WITH ALL ASSOCIATED CONDUIT AND FEEDERS BACK TO THE SOURCE.

N 0 4 8 16 FEET

KINGS COUNTY SUPREME COURT BUILDING ACCESSIBILITY RENOVATIONS

360 Adams Street
Brooklyn NY 11201

Conditions

ALL IDEAS, DESIGNS, ARRANGEMENTS AND PLANS INDICATED OR REPRESENTED BY THIS DRAWING ARE OWNED BY, AND THE PROPERTY OF RONNETTE RILEY ARCHITECT AND WERE CREATED, EVOLVED AND DEVELOPED FOR THE USE ON, AND IN CONNECTION WITH THE SPECIFIED PROJECT.
NONE OF SUCH IDEAS, DESIGNS, ARRANGEMENTS OR PLANS SHALL BE USED BY OR DISCLOSED TO ANY PERSON, FIRM OR CORPORATION FOR ANY PURPOSE WHATSOEVER WITHOUT THE WRITTEN PERMISSION OF RONNETTE RILEY ARCHITECT.

© Copyright Ronnette Riley *Architect* 2021

Ronnette Riley *Architect*

494 Eighth Avenue, 15th Floor
New York, NY 10001
T 212 594 4015
F 212 594 2868
www.ronnetteriley.com

MEP Engineer:

Loring Consulting Engineers, Inc.
360 West 31st Street, 14th Floor
New York, NY 10001-2727
T 212-563 7400
www.loringengineers.com
New York City .Washington, DC . Princeton . Durham . Toronto

Structural Engineer:

Silman
32 Old Slip, 10th Floor
New York, NY 10005
T 212-620 7970
www.Silman.com

Rev	Date	Issue
-	11 JUN 2021	SD Submission
-	22 OCT 2021	DD Review
-	23 NOV 2021	Issue for DD 50%
-	4 MAR 2022	Issue for Final DD
-	6 DEC 2022	CD Review
-	28 FEB 2023	CD Final

Title

ELECTRICAL 3RD FLOOR PARTIAL PLANS - SHEET 2

Date	06-11-2021
Project No.	12328.000
Drawing By	DK
CHK By	JC
Scale	-

DOB Rev
E-203.00
_ of __

DOB SCAN

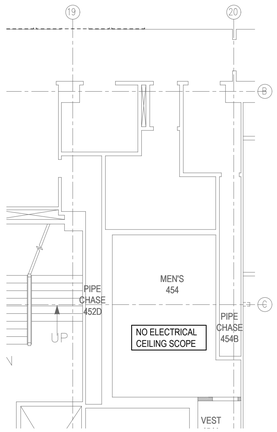

9 REFLECTED CEILING PLAN
1/8"=1'-0"

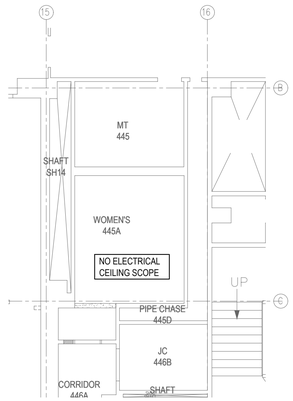

6 REFLECTED CEILING PLAN
1/8"=1'-0"

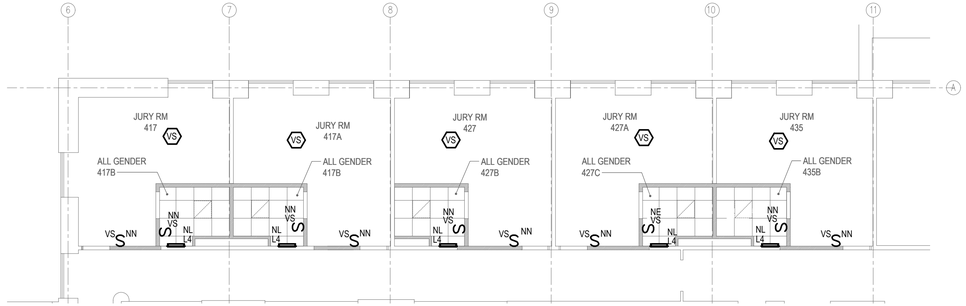

3 REFLECTED CEILING PLAN
1/8"=1'-0"

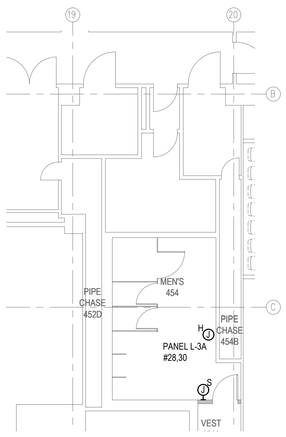

8 CONSTRUCTION PLAN
1/8"=1'-0"

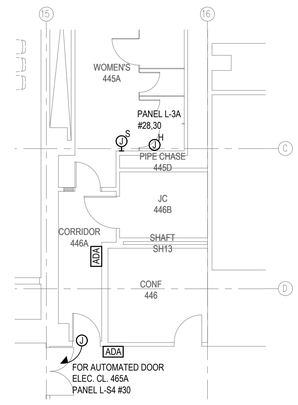

5 CONSTRUCTION PLAN
1/8"=1'-0"

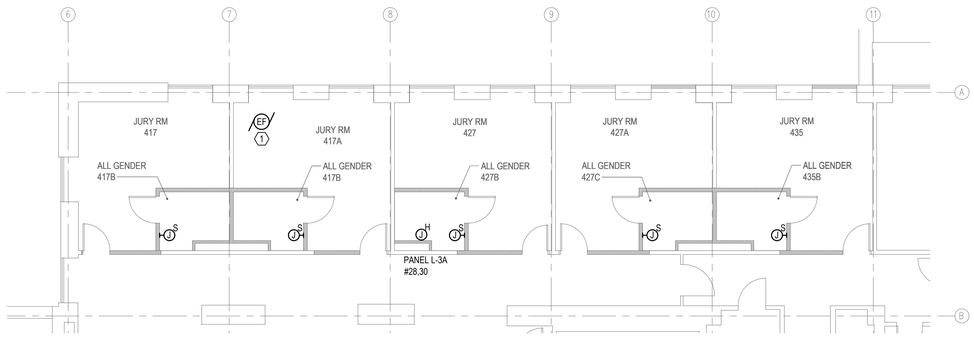

2 CONSTRUCTION PLAN
1/8"=1'-0"

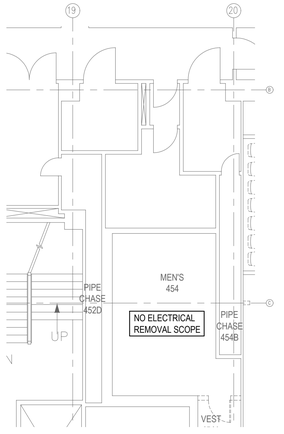

7 SELECTIVE REMOVAL PLAN
1/8"=1'-0"

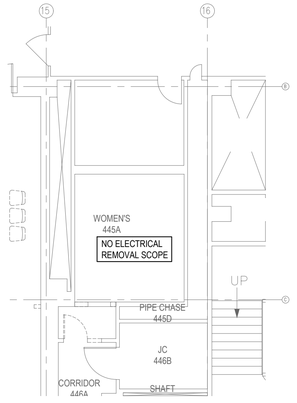

4 SELECTIVE REMOVAL PLAN
1/8"=1'-0"

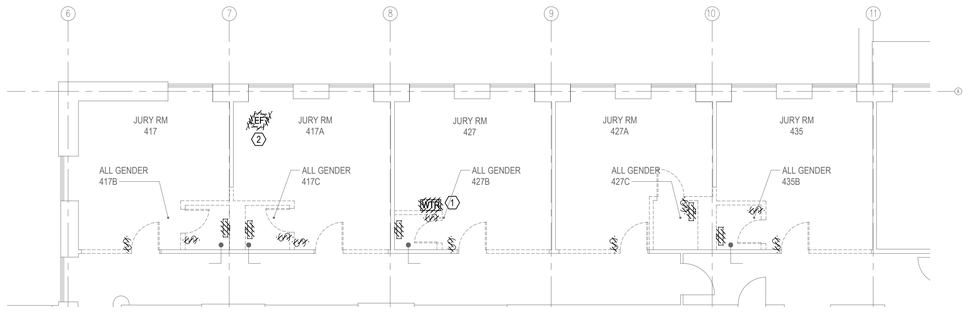

1 SELECTIVE REMOVAL PLAN
1/8"=1'-0"

KEY NOTES - CONSTRUCTION PLANS:

1. NEW EXHAUST FAN CONNECTED TO EXISTING CIRCUITRY. EXTEND CONDUIT AND FEEDERS AS REQUIRED.

NOTES - SELECTIVE REMOVAL PLANS:

1. WHERE EXISTING LIGHTS AND SWITCHES ARE BEING REMOVED, THE EXISTING CIRCUITRY SHALL REMAIN AND BE USED FOR THE NEW LIGHTS AND SWITCHES. EXTEND CIRCUITRY AS REQUIRED.
2. WHERE REQUIRED, ROOMS SHALL BE RE-CIRCUITED FOR ALL FIXTURES TO BE CONTROLLED BY NEW OCCUPANCY CONTROL OR EXISTING TOGGLE SWITCH.
3. WHERE ALL GANGS OF AN EXISTING SWITCH BOX ARE NOT REUSED, A BLANK OR MULTIGANG COVER PLATE WITH THE REQUIRED NUMBER OF BLANK POSITIONS SHALL BE PROVIDED AND SAFE OFF WIRING.

KEY NOTES - SELECTIVE REMOVAL PLANS:

1. EXISTING WATER FOUNTAIN TO BE REMOVED ALONG WITH ALL ASSOCIATED CONDUIT AND FEEDERS BACK TO THE SOURCE.
2. DE-ENERGIZE, DISCONNECT, AND REMOVE EXISTING EXHAUST FAN. ASSOCIATED CONDUIT AND FEEDERS SHALL REMAIN AND BE USED FOR NEW EXHAUST FAN. EXTEND CONDUIT AND FEEDERS AS REQUIRED. COORDINATE REMOVALS WITH CONTRACTOR.

N 0 4 8 16 FEET

KINGS COUNTY SUPREME COURT BUILDING ACCESSIBILITY RENOVATIONS

360 Adams Street
Brooklyn NY 11201

Conditions

ALL IDEAS, DESIGNS, ARRANGEMENTS AND PLANS INDICATED OR REPRESENTED BY THIS DRAWING ARE OWNED BY, AND THE PROPERTY OF RONNETTE RILEY ARCHITECT AND WERE CREATED, EVOLVED AND DEVELOPED FOR THE USE ON, AND IN CONNECTION WITH THE SPECIFIED PROJECT.
NONE OF SUCH IDEAS, DESIGNS, ARRANGEMENTS OR PLANS SHALL BE USED BY OR DISCLOSED TO ANY PERSON, FIRM OR CORPORATION FOR ANY PURPOSE WHATSOEVER WITHOUT THE WRITTEN PERMISSION OF RONNETTE RILEY ARCHITECT.

© Copyright Ronnette Riley *Architect* 2021

Ronnette Riley *Architect*

494 Eighth Avenue, 15th Floor
New York, NY 10001
T 212 594 4015
F 212 594 2868
www.ronnetteriley.com

MEP Engineer:

Loring Consulting Engineers, Inc.
360 West 31st Street, 14th Floor
New York, NY 10001-2727
T 212-563 7400
www.loringengineers.com
New York City .Washington, DC . Princeton . Durham . Toronto

Structural Engineer:

Silman
32 Old Slip, 10th Floor
New York, NY 10005
T 212-620 7970
www.Silman.com

Rev	Date	Issue
-	11 JUN 2021	SD Submission
-	22 OCT 2021	DD Review
-	23 NOV 2021	Issue for DD 50%
-	4 MAR 2022	Issue for Final DD
-	6 DEC 2022	CD Review
-	28 FEB 2023	CD Final

Title

ELECTRICAL 4TH FLOOR PARTIAL PLANS - SHEET 1

Date	06-11-2021
Project No.	12328.000
Drawing By	DK
CHK By	JC
Scale	-

DOB Rev
E-204.00
_ of __

DOB SCAN

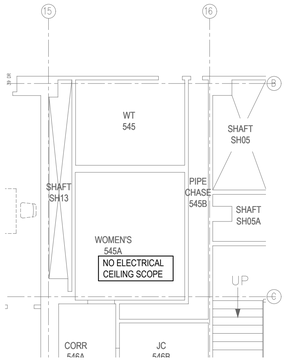

6 REFLECTED CEILING PLAN
1/8"=1'-0"

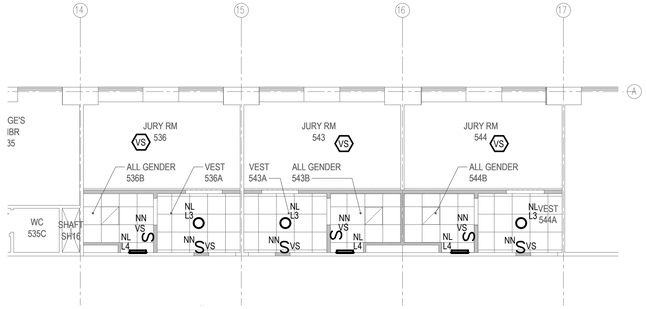

3 REFLECTED CEILING PLAN
1/8"=1'-0"

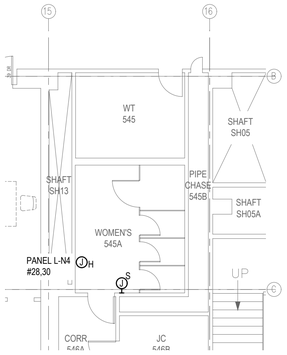

5 CONSTRUCTION PLAN
1/8"=1'-0"

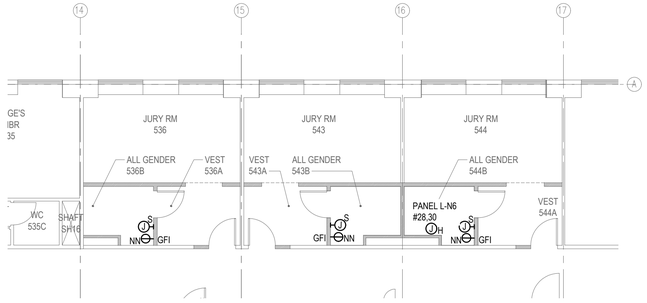

2 CONSTRUCTION PLAN
1/8"=1'-0"

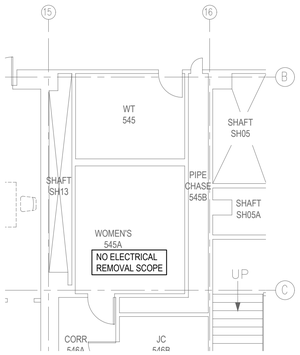

4 SELECTIVE REMOVAL PLAN
1/8"=1'-0"

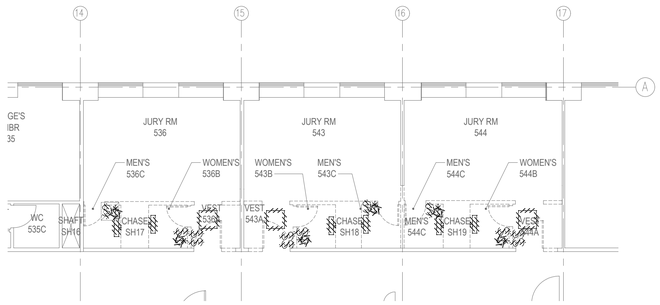

1 SELECTIVE REMOVAL PLAN
1/8"=1'-0"

NOTES - SELECTIVE REMOVAL PLANS:

1. WHERE EXISTING LIGHTS, SWITCHES, AND RECEPTACLES ARE BEING REMOVED, THE EXISTING CIRCUITRY SHALL REMAIN AND BE USED FOR THE NEW LIGHTS, SWITCHES, AND RECEPTACLES. EXTEND CIRCUITRY AS REQUIRED.
2. WHERE REQUIRED, ROOMS SHALL BE RE-CIRCUITED FOR ALL FIXTURES TO BE CONTROLLED BY NEW OCCUPANCY CONTROL OR EXISTING TOGGLE SWITCH.
3. CONTRACTOR TO MAINTAIN CIRCUITING FOR REMOVED RECEPTACLES.
4. WHERE ALL GANGS OF AN EXISTING SWITCH BOX ARE NOT REUSED, A BLANK OR MULTIGANG COVER PLATE WITH THE REQUIRED NUMBER OF BLANK POSITIONS SHALL BE PROVIDED AND SAFE OFF WIRING.

N 0 4 8 16 FEET

KINGS COUNTY SUPREME COURT BUILDING ACCESSIBILITY RENOVATIONS

360 Adams Street
Brooklyn NY 11201

Conditions

ALL IDEAS, DESIGNS, ARRANGEMENTS AND PLANS INDICATED OR REPRESENTED BY THIS DRAWING ARE OWNED BY, AND THE PROPERTY OF RONNETTE RILEY ARCHITECT AND WERE CREATED, EVOLVED AND DEVELOPED FOR THE USE ON, AND IN CONNECTION WITH THE SPECIFIED PROJECT.
NONE OF SUCH IDEAS, DESIGNS, ARRANGEMENTS OR PLANS SHALL BE USED BY OR DISCLOSED TO ANY PERSON, FIRM OR CORPORATION FOR ANY PURPOSE WHATSOEVER WITHOUT THE WRITTEN PERMISSION OF RONNETTE RILEY ARCHITECT.

© Copyright Ronnette Riley *Architect* 2021

Ronnette Riley *Architect*

494 Eighth Avenue, 15th Floor
New York, NY 10001
T 212 594 4015
F 212 594 2868
www.ronnetteriley.com

MEP Engineer:

Loring Consulting Engineers, Inc.
360 West 31st Street, 14th Floor
New York, NY 10001-2727
T 212-563 7400
www.loringengineers.com
New York City .Washington, DC . Princeton . Durham . Toronto

Structural Engineer:

Silman
32 Old Slip, 10th Floor
New York, NY 10005
T 212-620 7970
www.Silman.com

Rev	Date	Issue
-	11 JUN 2021	SD Submission
-	22 OCT 2021	DD Review
-	23 NOV 2021	Issue for DD 50%
-	4 MAR 2022	Issue for Final DD
-	6 DEC 2022	CD Review
-	28 FEB 2023	CD Final

Title

ELECTRICAL 5TH FLOOR PARTIAL PLANS - SHEET 1

Date	06-11-2021
Project No.	12328.000
Drawing By	DK
CHK By	JC
Scale	-

DOB Rev
E-205.00
_ of __

DOB SCAN

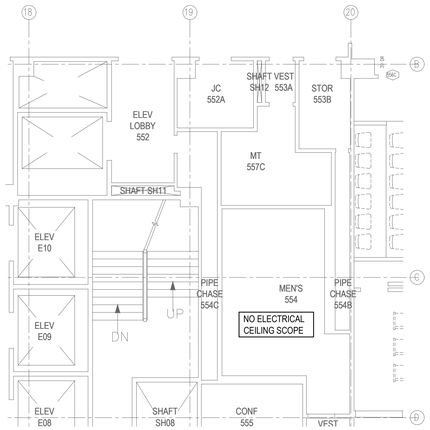

6 REFLECTED CEILING PLAN
1/8"=1'-0"

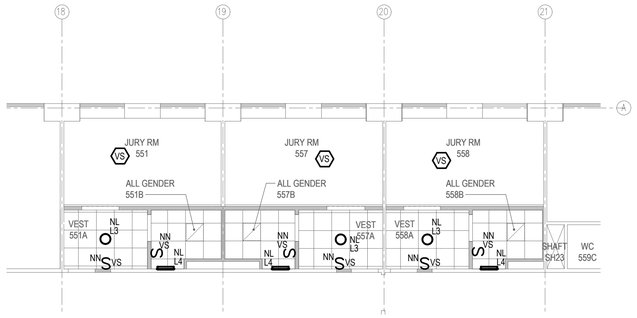

3 REFLECTED CEILING PLAN
1/8"=1'-0"

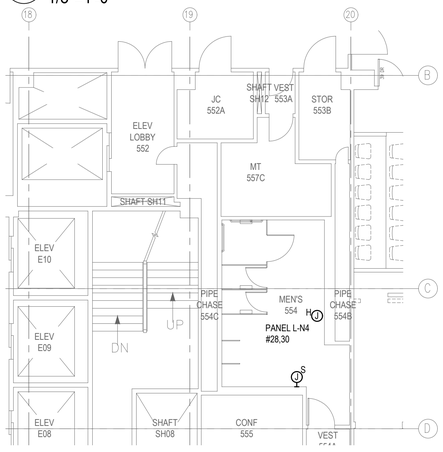

5 CONSTRUCTION PLAN
1/8"=1'-0"

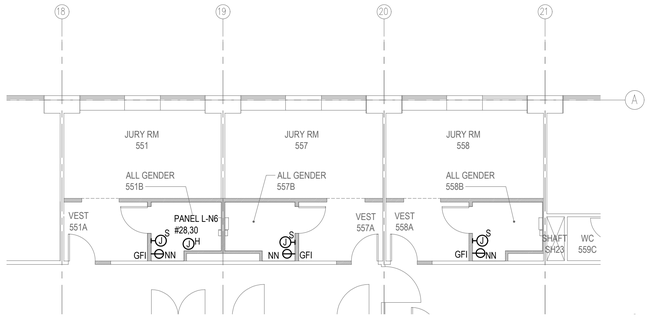

2 CONSTRUCTION PLAN
1/8"=1'-0"

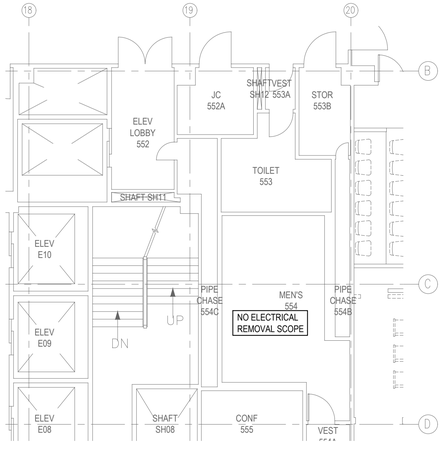

4 SELECTIVE REMOVAL PLAN
1/8"=1'-0"

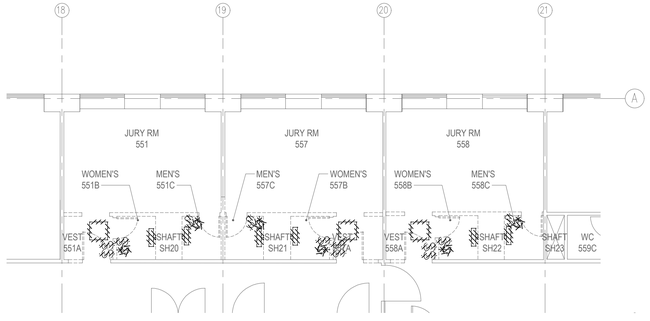

1 SELECTIVE REMOVAL PLAN
1/8"=1'-0"

NOTES - SELECTIVE REMOVAL PLANS:

1. WHERE EXISTING LIGHTS, SWITCHES, AND RECEPTACLES ARE BEING REMOVED, THE EXISTING CIRCUITRY SHALL REMAIN AND BE USED FOR THE NEW LIGHTS, SWITCHES, AND RECEPTACLES. EXTEND CIRCUITRY AS REQUIRED.
2. WHERE REQUIRED, ROOMS SHALL BE RE-CIRCUITED FOR ALL FIXTURES TO BE CONTROLLED BY NEW OCCUPANCY CONTROL OR EXISTING TOGGLE SWITCH.
3. CONTRACTOR TO MAINTAIN CIRCUITING FOR REMOVED RECEPTACLES.
4. WHERE ALL GANGS OF AN EXISTING SWITCH BOX ARE NOT REUSED, A BLANK OR MULTIGANG COVER PLATE WITH THE REQUIRED NUMBER OF BLANK POSITIONS SHALL BE PROVIDED AND SAFE OFF WIRING.

N 0 4 8 16 FEET

KINGS COUNTY SUPREME COURT BUILDING ACCESSIBILITY RENOVATIONS

360 Adams Street
Brooklyn NY 11201

Conditions

ALL IDEAS, DESIGNS, ARRANGEMENTS AND PLANS INDICATED OR REPRESENTED BY THIS DRAWING ARE OWNED BY, AND THE PROPERTY OF RONNETTE RILEY ARCHITECT AND WERE CREATED, EVOLVED AND DEVELOPED FOR THE USE ON, AND IN CONNECTION WITH THE SPECIFIED PROJECT.
NONE OF SUCH IDEAS, DESIGNS, ARRANGEMENTS OR PLANS SHALL BE USED BY OR DISCLOSED TO ANY PERSON, FIRM OR CORPORATION FOR ANY PURPOSE WHATSOEVER WITHOUT THE WRITTEN PERMISSION OF RONNETTE RILEY ARCHITECT.

© Copyright Ronnette Riley *Architect* 2021

Ronnette Riley *Architect*

494 Eighth Avenue, 15th Floor
New York, NY 10001
T 212 594 4015
F 212 594 2868
www.ronnetteriley.com

MEP Engineer:

Loring Consulting Engineers, Inc.
360 West 31st Street, 14th Floor
New York, NY 10001-2727
T 212-563 7400
www.loringengineers.com
New York City .Washington, DC . Princeton . Durham . Toronto

Structural Engineer:

Silman
32 Old Slip, 10th Floor
New York, NY 10005
T 212-620 7970
www.Silman.com

Rev	Date	Issue
-	11 JUN 2021	SD Submission
-	22 OCT 2021	DD Review
-	23 NOV 2021	Issue for DD 50%
-	4 MAR 2022	Issue for Final DD
-	6 DEC 2022	CD Review
-	28 FEB 2023	CD Final

Title

ELECTRICAL 5TH FLOOR PARTIAL PLANS - SHEET 2

Date	06-11-2021
Project No.	12328.000
Drawing By	DK
CHK By	JC
Scale	-

DOB Rev
E-206.00
_ of __

DOB SCAN

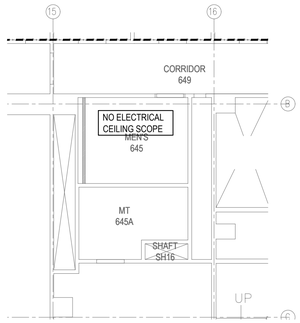

6 REFLECTED CEILING PLAN
1/8"=1'-0"

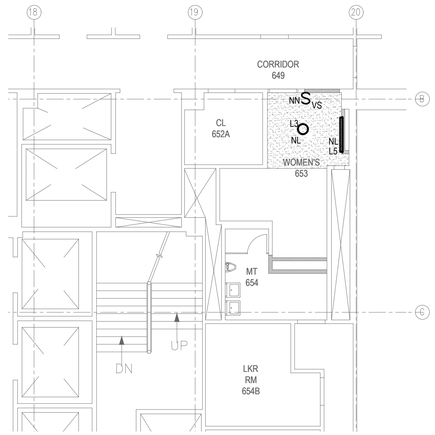

3 REFLECTED CEILING PLAN
1/8"=1'-0"

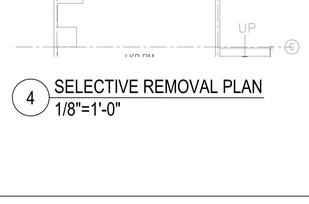

5 CONSTRUCTION PLAN
1/8"=1'-0"

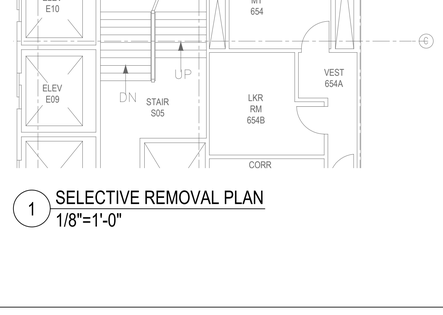

2 CONSTRUCTION PLAN
1/8"=1'-0"

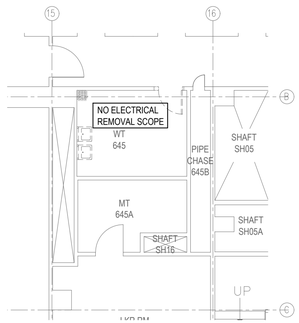

4 SELECTIVE REMOVAL PLAN
1/8"=1'-0"

1 SELECTIVE REMOVAL PLAN
1/8"=1'-0"

NOTES - CONSTRUCTION PLANS:

1. SEE KEY PLANS FOR LOCATION OF ASSOCIATED ELECTRICAL PANEL LOCATIONS.

NOTES - SELECTIVE REMOVAL PLANS:

1. WHERE EXISTING LIGHTS AND SWITCHES ARE BEING REMOVED, THE EXISTING CIRCUITRY SHALL REMAIN AND BE USED FOR THE NEW LIGHTS AND SWITCHES. EXTEND CIRCUITRY AS REQUIRED.
2. WHERE REQUIRED, ROOMS SHALL BE RE-CIRCUITED FOR ALL FIXTURES TO BE CONTROLLED BY NEW OCCUPANCY CONTROL OR EXISTING TOGGLE SWITCH.
3. WHERE ALL GANGS OF AN EXISTING SWITCH BOX ARE NOT REUSED, A BLANK OR MULTIGANG COVER PLATE WITH THE REQUIRED NUMBER OF BLANK POSITIONS SHALL BE PROVIDED AND SAFE OFF WIRING.

N 0 4 8 16 FEET

KINGS COUNTY SUPREME COURT BUILDING ACCESSIBILITY RENOVATIONS

360 Adams Street
Brooklyn NY 11201

Conditions

ALL IDEAS, DESIGNS, ARRANGEMENTS AND PLANS INDICATED OR REPRESENTED BY THIS DRAWING ARE OWNED BY, AND THE PROPERTY OF RONNETTE RILEY ARCHITECT AND WERE CREATED, EVOLVED AND DEVELOPED FOR THE USE ON, AND IN CONNECTION WITH THE SPECIFIED PROJECT.
NONE OF SUCH IDEAS, DESIGNS, ARRANGEMENTS OR PLANS SHALL BE USED BY OR DISCLOSED TO ANY PERSON, FIRM OR CORPORATION FOR ANY PURPOSE WHATSOEVER WITHOUT THE WRITTEN PERMISSION OF RONNETTE RILEY ARCHITECT.

© Copyright Ronnette Riley *Architect* 2021

Ronnette Riley *Architect*

494 Eighth Avenue, 15th Floor
New York, NY 10001
T 212 594 4015
F 212 594 2868
www.ronnetteriley.com

MEP Engineer:

Loring Consulting Engineers, Inc.
360 West 31st Street, 14th Floor
New York, NY 10001-2727
T 212-563 7400
www.loringengineers.com
New York City .Washington, DC . Princeton . Durham . Toronto

Structural Engineer:

Silman
32 Old Slip, 10th Floor
New York, NY 10005
T 212-620 7970
www.Silman.com

Rev	Date	Issue
-	11 JUN 2021	SD Submission
-	22 OCT 2021	DD Review
-	23 NOV 2021	Issue for DD 50%
-	4 MAR 2022	Issue for Final DD
-	6 DEC 2022	CD Review
-	28 FEB 2023	CD Final

Title

ELECTRICAL 6TH FLOOR PARTIAL PLANS

Date	06-11-2021
Project No.	12328.000
Drawing By	DK
CHK By	JC
Scale	-

DOB Rev
E-207.00
_ of __

DOB SCAN

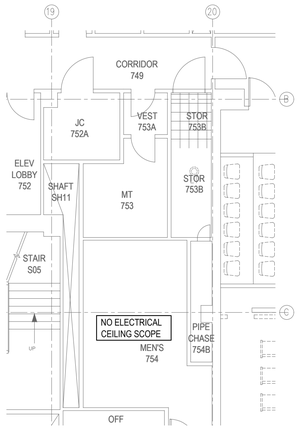

9 REFLECTED CEILING PLAN
1/8"=1'-0"

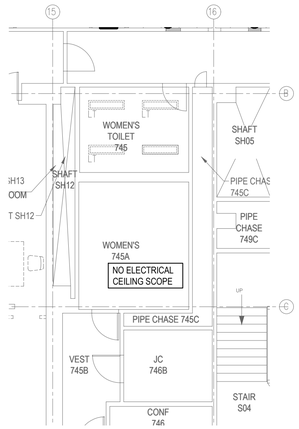

6 REFLECTED CEILING PLAN
1/8"=1'-0"

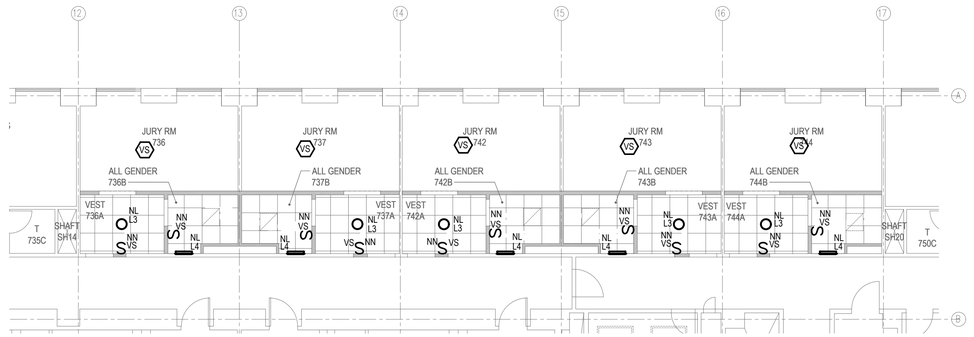

3 REFLECTED CEILING PLAN
1/8"=1'-0"

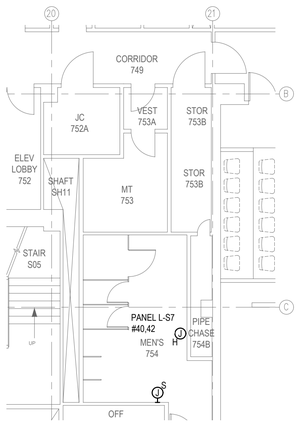

8 CONSTRUCTION PLAN
1/8"=1'-0"

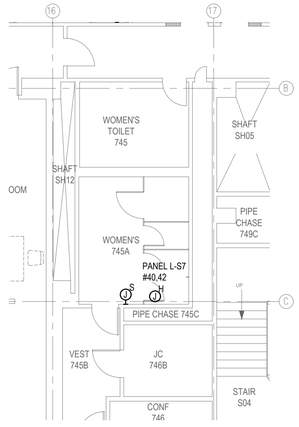

5 CONSTRUCTION PLAN
1/8"=1'-0"

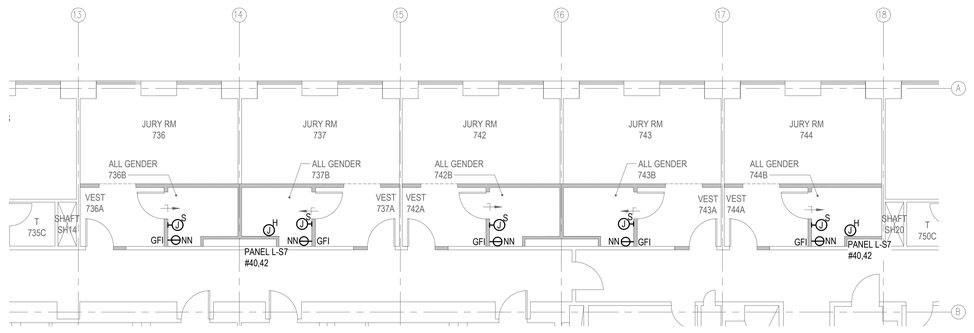

2 CONSTRUCTION PLAN
1/8"=1'-0"

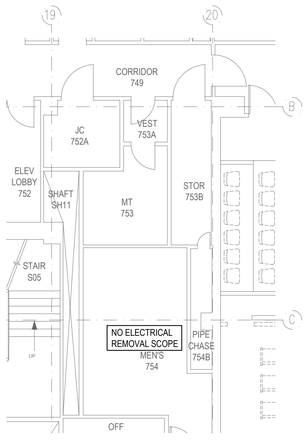

7 SELECTIVE REMOVAL PLAN
1/8"=1'-0"

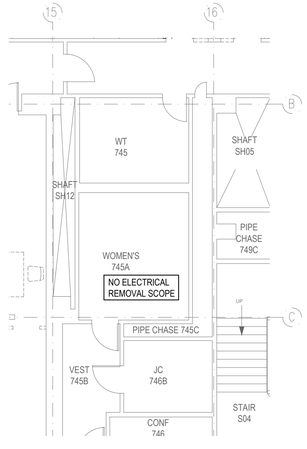

4 SELECTIVE REMOVAL PLAN
1/8"=1'-0"

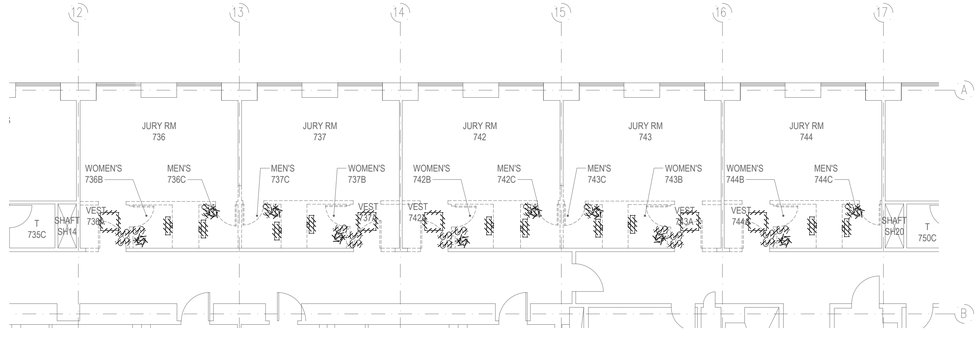

1 SELECTIVE REMOVAL PLAN
1/8"=1'-0"

NOTES - SELECTIVE REMOVAL PLANS:

1. WHERE EXISTING LIGHTS, SWITCHES, AND RECEPTACLES ARE BEING REMOVED, THE EXISTING CIRCUITRY SHALL REMAIN AND BE USED FOR THE NEW LIGHTS, SWITCHES, AND RECEPTACLES. EXTEND CIRCUITRY AS REQUIRED.
2. WHERE REQUIRED, ROOMS SHALL BE RE-CIRCUITED FOR ALL FIXTURES TO BE CONTROLLED BY NEW OCCUPANCY CONTROL OR EXISTING TOGGLE SWITCH.
3. CONTRACTOR TO MAINTAIN CIRCUITING FOR REMOVED RECEPTACLES.
4. WHERE ALL GANGS OF AN EXISTING SWITCH BOX ARE NOT REUSED, A BLANK OR MULTIGANG COVER PLATE WITH THE REQUIRED NUMBER OF BLANK POSITIONS SHALL BE PROVIDED AND SAFE OFF WIRING.

N 0 4 8 16 FEET

KINGS COUNTY SUPREME COURT BUILDING ACCESSIBILITY RENOVATIONS

360 Adams Street
Brooklyn NY 11201

Conditions

ALL IDEAS, DESIGNS, ARRANGEMENTS AND PLANS INDICATED OR REPRESENTED BY THIS DRAWING ARE OWNED BY, AND THE PROPERTY OF RONNETTE RILEY ARCHITECT AND WERE CREATED, EVOLVED AND DEVELOPED FOR THE USE ON, AND IN CONNECTION WITH THE SPECIFIED PROJECT.
NONE OF SUCH IDEAS, DESIGNS, ARRANGEMENTS OR PLANS SHALL BE USED BY OR DISCLOSED TO ANY PERSON, FIRM OR CORPORATION FOR ANY PURPOSE WHATSOEVER WITHOUT THE WRITTEN PERMISSION OF RONNETTE RILEY ARCHITECT.

© Copyright Ronnette Riley *Architect* 2021

Ronnette Riley *Architect*

494 Eighth Avenue, 15th Floor
New York, NY 10001
T 212 594 4015
F 212 594 2868
www.ronnetteriley.com

MEP Engineer:

Loring Consulting Engineers, Inc.
360 West 31st Street, 14th Floor
New York, NY 10001-2727
T 212-563 7400
www.loringengineers.com
New York City .Washington, DC . Princeton . Durham . Toronto

Structural Engineer:

Silman
32 Old Slip, 10th Floor
New York, NY 10005
T 212-620 7970
www.Silman.com

Rev	Date	Issue
-	11 JUN 2021	SD Submission
-	22 OCT 2021	DD Review
-	23 NOV 2021	Issue for DD 50%
-	4 MAR 2022	Issue for Final DD
-	6 DEC 2022	CD Review
-	28 FEB 2023	CD Final

Title

ELECTRICAL 7TH FLOOR PARTIAL PLANS

Date	06-11-2021
Project No.	12328.000
Drawing By	DK
CHK By	JC
Scale	-

DOB Rev
E-208.00
_ of __

DOB SCAN

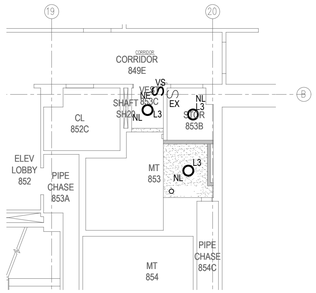

9 REFLECTED CEILING PLAN
1/8"=1'-0"

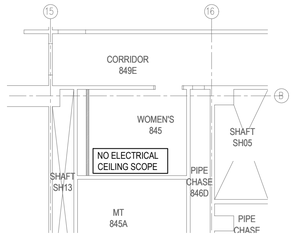

6 REFLECTED CEILING PLAN
1/8"=1'-0"

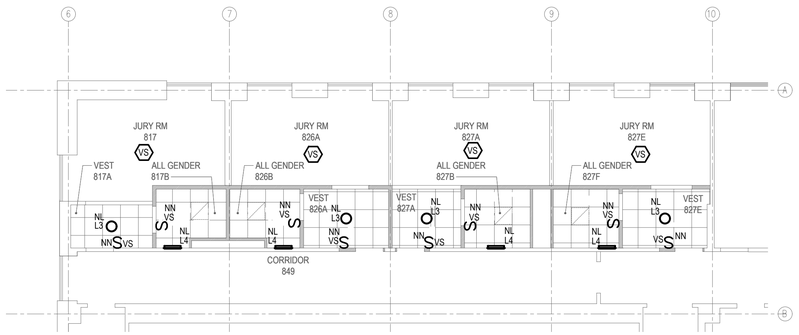

3 REFLECTED CEILING PLAN
1/8"=1'-0"

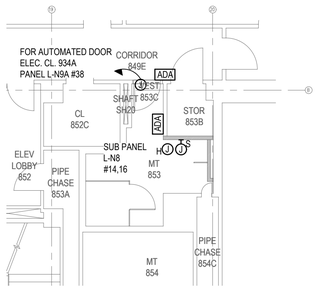

8 CONSTRUCTION PLAN PLAN
1/8"=1'-0"

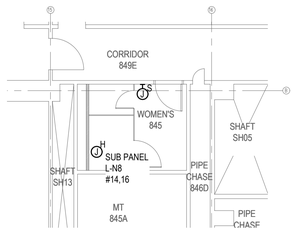

5 CONSTRUCTION PLAN PLAN
1/8"=1'-0"

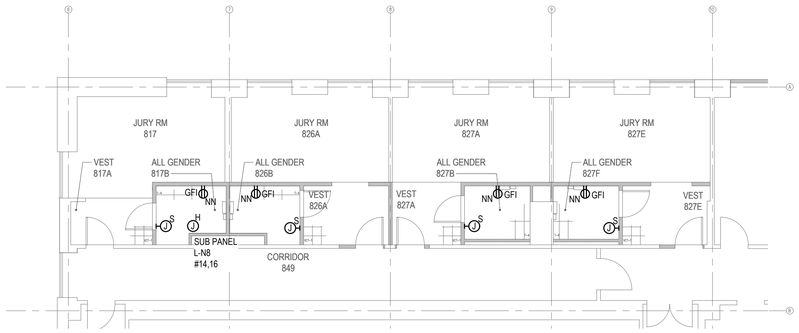

2 CONSTRUCTION PLAN PLAN
1/8"=1'-0"

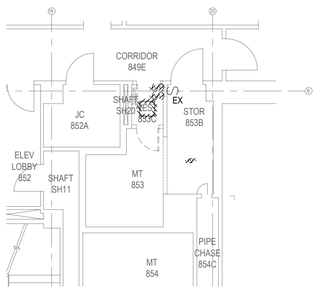

7 SELECTIVE REMOVAL PLAN
1/8"=1'-0"

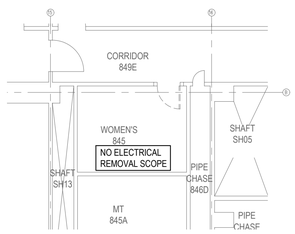

4 SELECTIVE REMOVAL PLAN
1/8"=1'-0"

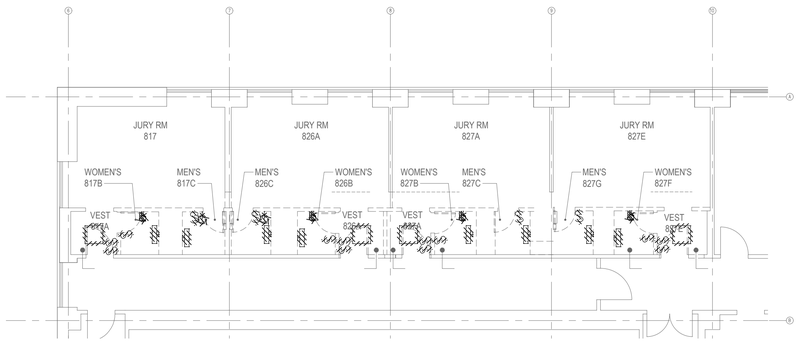

1 SELECTIVE REMOVAL PLAN
1/8"=1'-0"

NOTES - CONSTRUCTION PLANS:

1. SEE KEY PLANS FOR LOCATION OF ASSOCIATED ELECTRICAL PANEL LOCATIONS.

NOTES - SELECTIVE REMOVAL PLANS:

1. WHERE EXISTING LIGHTS, SWITCHES, AND RECEPTACLES ARE BEING REMOVED, THE EXISTING CIRCUITRY SHALL REMAIN AND BE USED FOR THE NEW LIGHTS, SWITCHES, AND RECEPTACLES. EXTEND CIRCUITRY AS REQUIRED.
2. WHERE REQUIRED, ROOMS SHALL BE RE-CIRCUITED FOR ALL FIXTURES TO BE CONTROLLED BY NEW OCCUPANCY CONTROL OR EXISTING TOGGLE SWITCH.
3. CONTRACTOR TO MAINTAIN CIRCUITING FOR REMOVED RECEPTACLES.
4. WHERE ALL GANGS OF AN EXISTING SWITCH BOX ARE NOT REUSED, A BLANK OR MULTIGANG COVER PLATE WITH THE REQUIRED NUMBER OF BLANK POSITIONS SHALL BE PROVIDED AND SAFE OFF WIRING.

N 0 4 8 16 FEET

KINGS COUNTY SUPREME COURT BUILDING ACCESSIBILITY RENOVATIONS

360 Adams Street
Brooklyn NY 11201

Conditions

ALL IDEAS, DESIGNS, ARRANGEMENTS AND PLANS INDICATED OR REPRESENTED BY THIS DRAWING ARE OWNED BY, AND THE PROPERTY OF RONNETTE RILEY ARCHITECT AND WERE CREATED, EVOLVED AND DEVELOPED FOR THE USE ON, AND IN CONNECTION WITH THE SPECIFIED PROJECT.
NONE OF SUCH IDEAS, DESIGNS, ARRANGEMENTS OR PLANS SHALL BE USED BY OR DISCLOSED TO ANY PERSON, FIRM OR CORPORATION FOR ANY PURPOSE WHATSOEVER WITHOUT THE WRITTEN PERMISSION OF RONNETTE RILEY ARCHITECT.

© Copyright Ronnette Riley *Architect* 2021

Ronnette Riley *Architect*

494 Eighth Avenue, 15th Floor
New York, NY 10001
T 212 594 4015
F 212 594 2868
www.ronnetteriley.com

MEP Engineer:

Loring Consulting Engineers, Inc.
360 West 31st Street, 14th Floor
New York, NY 10001-2727
T 212-563 7400
www.loringengineers.com
New York City .Washington, DC . Princeton . Durham . Toronto

Structural Engineer:

Silman
32 Old Slip, 10th Floor
New York, NY 10005
T 212-620 7970
www.Silman.com

Rev	Date	Issue
-	11 JUN 2021	SD Submission
-	22 OCT 2021	DD Review
-	23 NOV 2021	Issue for DD 50%
-	4 MAR 2022	Issue for Final DD
-	6 DEC 2022	CD Review
-	28 FEB 2023	CD Final

Title

ELECTRICAL 8TH FLOOR PARTIAL PLANS

Date	06-11-2021
Project No.	12328.000
Drawing By	DK
CHK By	JC
Scale	-

DOB Rev
E-209.00
_ of __

DOB SCAN

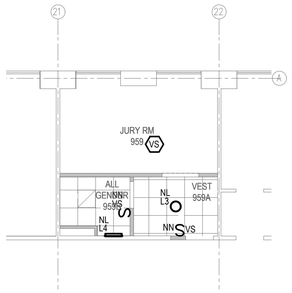

9 REFLECTED CEILING PLAN
1/8"=1'-0"

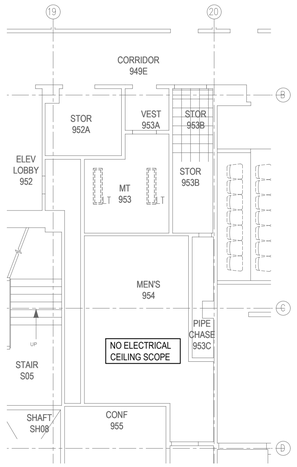

6 REFLECTED CEILING PLAN
1/8"=1'-0"

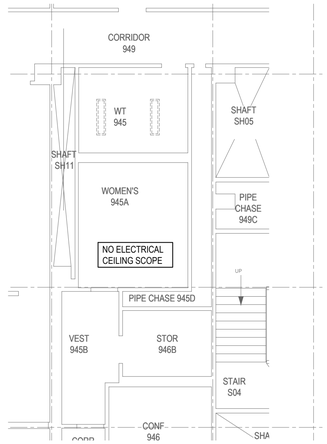

3 REFLECTED CEILING PLAN
1/8"=1'-0"

8 CONSTRUCTION PLAN
1/8"=1'-0"

5 CONSTRUCTION PLAN
1/8"=1'-0"

2 CONSTRUCTION PLAN
1/8"=1'-0"

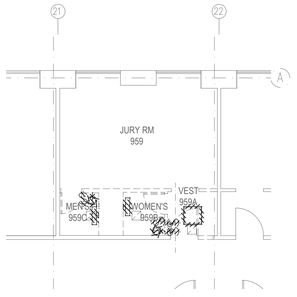

7 SELECTIVE REMOVAL PLAN
1/8"=1'-0"

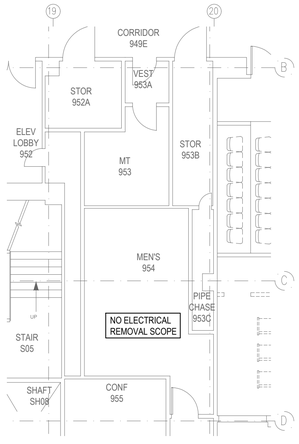

4 SELECTIVE REMOVAL PLAN
1/8"=1'-0"

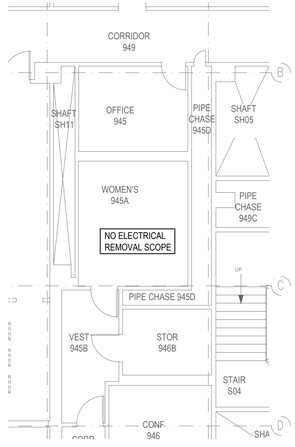

1 SELECTIVE REMOVAL PLAN
1/8"=1'-0"

NOTES - SELECTIVE REMOVAL PLANS:

1. WHERE EXISTING LIGHTS AND SWITCHES ARE BEING REMOVED, THE EXISTING CIRCUITRY SHALL REMAIN AND BE USED FOR THE NEW LIGHTS AND SWITCHES. EXTEND CIRCUITRY AS REQUIRED.
2. WHERE REQUIRED, ROOMS SHALL BE RE-CIRCUITED FOR ALL FIXTURES TO BE CONTROLLED BY NEW OCCUPANCY CONTROL OR EXISTING TOGGLE SWITCH.
3. CONTRACTOR TO MAINTAIN CIRCUITING FOR REMOVED RECEPTACLES.
4. WHERE ALL GANGS OF AN EXISTING SWITCH BOX ARE NOT REUSED, A BLANK OR MULTIGANG COVER PLATE WITH THE REQUIRED NUMBER OF BLANK POSITIONS SHALL BE PROVIDED AND SAFE OFF WIRING.

N 0 4 8 16 FEET

KINGS COUNTY SUPREME COURT BUILDING ACCESSIBILITY RENOVATIONS

360 Adams Street
Brooklyn NY 11201

Conditions

ALL IDEAS, DESIGNS, ARRANGEMENTS AND PLANS INDICATED OR REPRESENTED BY THIS DRAWING ARE OWNED BY, AND THE PROPERTY OF RONNETTE RILEY ARCHITECT AND WERE CREATED, EVOLVED AND DEVELOPED FOR THE USE ON, AND IN CONNECTION WITH THE SPECIFIED PROJECT.
NONE OF SUCH IDEAS, DESIGNS, ARRANGEMENTS OR PLANS SHALL BE USED BY OR DISCLOSED TO ANY PERSON, FIRM OR CORPORATION FOR ANY PURPOSE WHATSOEVER WITHOUT THE WRITTEN PERMISSION OF RONNETTE RILEY ARCHITECT.

© Copyright Ronnette Riley *Architect* 2021

Ronnette Riley *Architect*

494 Eighth Avenue, 15th Floor
New York, NY 10001
T 212 594 4015
F 212 594 2868
www.ronnetteriley.com

MEP Engineer:

Loring Consulting Engineers, Inc.
360 West 31st Street, 14th Floor
New York, NY 10001-2727
T 212-563 7400
www.loringengineers.com
New York City .Washington, DC . Princeton . Durham . Toronto

Structural Engineer:

Silman
32 Old Slip, 10th Floor
New York, NY 10005
T 212-620 7970
www.Silman.com

Rev	Date	Issue
-	11 JUN 2021	SD Submission
-	22 OCT 2021	DD Review
-	23 NOV 2021	Issue for DD 50%
-	4 MAR 2022	Issue for Final DD
-	6 DEC 2022	CD Review
-	28 FEB 2023	CD Final

Title

ELECTRICAL 9TH FLOOR PARTIAL PLANS

Date	06-11-2021
Project No.	12328.000
Drawing By	DK
CHK By	JC
Scale	-

DOB Rev
E-210.00
_ of __

DOB SCAN

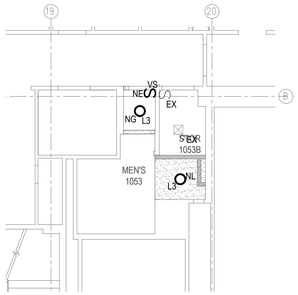

6 REFLECTED CEILING PLAN
1/8"=1'-0"

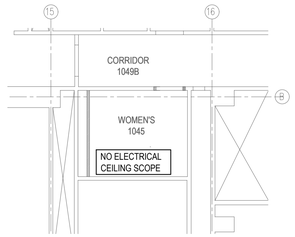

3 REFLECTED CEILING PLAN
1/8"=1'-0"

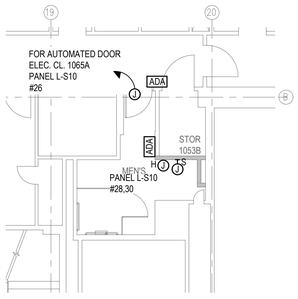

5 CONSTRUCTION PLAN
1/8"=1'-0"

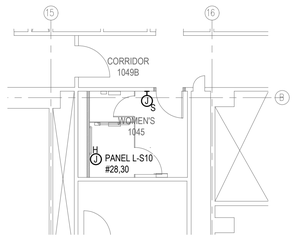

2 CONSTRUCTION PLAN
1/8"=1'-0"

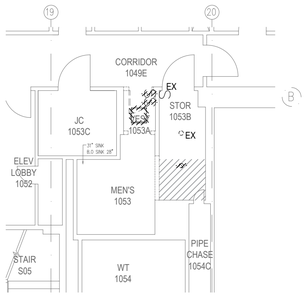

4 SELECTIVE REMOVAL PLAN
1/8"=1'-0"

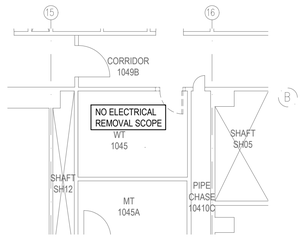

1 SELECTIVE REMOVAL PLAN
1/8"=1'-0"

NOTES - CONSTRUCTION PLANS:

1. SEE KEY PLANS FOR LOCATION OF ASSOCIATED ELECTRICAL PANEL LOCATIONS.

NOTES - SELECTIVE REMOVALS:

1. WHERE EXISTING LIGHTS AND SWITCHES ARE BEING REMOVED, THE EXISTING CIRCUITRY SHALL REMAIN AND BE USED FOR THE NEW LIGHTS AND SWITCHES. EXTEND CIRCUITRY AS REQUIRED.
2. WHERE REQUIRED, ROOMS SHALL BE RE-CIRCUITED FOR ALL FIXTURES TO BE CONTROLLED BY NEW OCCUPANCY CONTROL OR EXISTING TOGGLE SWITCH.
3. WHERE ALL GANGS OF AN EXISTING SWITCH BOX ARE NOT REUSED, A BLANK OR MULTIGANG COVER PLATE WITH THE REQUIRED NUMBER OF BLANK POSITIONS SHALL BE PROVIDED AND SAFE OFF WIRING.

N 0 4 8 16 FEET

KINGS COUNTY SUPREME COURT BUILDING ACCESSIBILITY RENOVATIONS

360 Adams Street
Brooklyn NY 11201

Conditions

ALL IDEAS, DESIGNS, ARRANGEMENTS AND PLANS INDICATED OR REPRESENTED BY THIS DRAWING ARE OWNED BY, AND THE PROPERTY OF RONNETTE RILEY ARCHITECT AND WERE CREATED, EVOLVED AND DEVELOPED FOR THE USE ON, AND IN CONNECTION WITH THE SPECIFIED PROJECT.
NONE OF SUCH IDEAS, DESIGNS, ARRANGEMENTS OR PLANS SHALL BE USED BY OR DISCLOSED TO ANY PERSON, FIRM OR CORPORATION FOR ANY PURPOSE WHATSOEVER WITHOUT THE WRITTEN PERMISSION OF RONNETTE RILEY ARCHITECT.

© Copyright Ronnette Riley *Architect* 2021

Ronnette Riley *Architect*

494 Eighth Avenue, 15th Floor
New York, NY 10001
T 212 594 4015
F 212 594 2868
www.ronnetteriley.com

MEP Engineer:

Loring Consulting Engineers, Inc.
360 West 31st Street, 14th Floor
New York, NY 10001-2727
T 212-563 7400
www.loringengineers.com
New York City .Washington, DC . Princeton . Durham . Toronto

Structural Engineer:

Silman
32 Old Slip, 10th Floor
New York, NY 10005
T 212-620 7970
www.Silman.com

Rev	Date	Issue
-	11 JUN 2021	SD Submission
-	22 OCT 2021	DD Review
-	23 NOV 2021	Issue for DD 50%
-	4 MAR 2022	Issue for Final DD
-	6 DEC 2022	CD Review
-	28 FEB 2023	CD Final

Title

ELECTRICAL 10TH FLOOR PARTIAL PLANS

Date	06-11-2021
Project No.	12328.000
Drawing By	DK
CHK By	JC
Scale	-

DOB Rev
E-211.00
_ of __

DOB SCAN

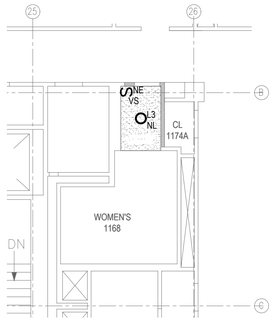

6 REFLECTED CEILING PLAN
1/8"=1'-0"

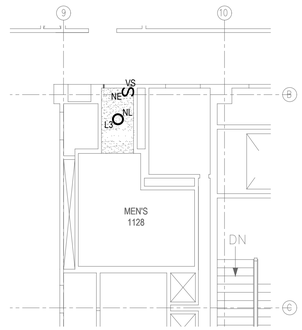

1 REFLECTED CEILING PLAN
1/8"=1'-0"

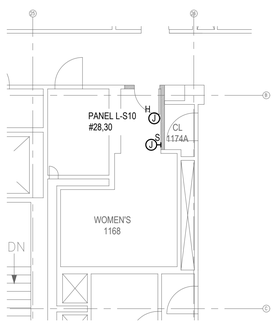

5 CONSTRUCTION PLAN
1/8"=1'-0"

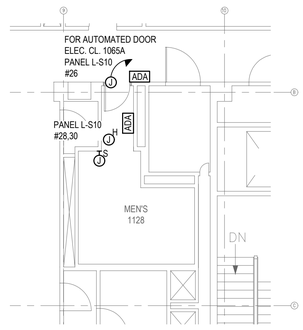

1 CONSTRUCTION PLAN
1/8"=1'-0"

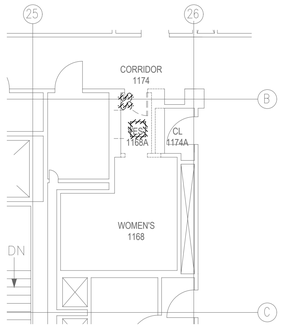

4 SELECTIVE REMOVAL PLAN
1/8"=1'-0"

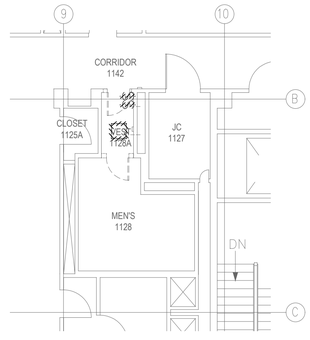

1 SELECTIVE REMOVAL PLAN
1/8"=1'-0"

NOTES - CONSTRUCTION PLANS:

1. SEE KEY PLANS FOR LOCATION OF ASSOCIATED ELECTRICAL PANEL LOCATIONS.

NOTES - SELECTIVE REMOVAL PLANS:

1. WHERE EXISTING LIGHTS AND SWITCHES ARE BEING REMOVED, THE EXISTING CIRCUITRY SHALL REMAIN AND BE USED FOR THE NEW LIGHTS AND SWITCHES. EXTEND CIRCUITRY AS REQUIRED.
2. WHERE REQUIRED, ROOMS SHALL BE RE-CIRCUITED FOR ALL FIXTURES TO BE CONTROLLED BY NEW OCCUPANCY CONTROL OR EXISTING TOGGLE SWITCH.
3. WHERE ALL GANGS OF AN EXISTING SWITCH BOX ARE NOT REUSED, A BLANK OR MULTIGANG COVER PLATE WITH THE REQUIRED NUMBER OF BLANK POSITIONS SHALL BE PROVIDED AND SAFE OFF WIRING.

N 0 4 8 16 FEET

KINGS COUNTY SUPREME COURT BUILDING ACCESSIBILITY RENOVATIONS

360 Adams Street
Brooklyn NY 11201

Conditions

ALL IDEAS, DESIGNS, ARRANGEMENTS AND PLANS INDICATED OR REPRESENTED BY THIS DRAWING ARE OWNED BY, AND THE PROPERTY OF RONNETTE RILEY ARCHITECT AND WERE CREATED, EVOLVED AND DEVELOPED FOR THE USE ON, AND IN CONNECTION WITH THE SPECIFIED PROJECT.
NONE OF SUCH IDEAS, DESIGNS, ARRANGEMENTS OR PLANS SHALL BE USED BY OR DISCLOSED TO ANY PERSON, FIRM OR CORPORATION FOR ANY PURPOSE WHATSOEVER WITHOUT THE WRITTEN PERMISSION OF RONNETTE RILEY ARCHITECT.

© Copyright Ronnette Riley *Architect* 2021

Ronnette Riley *Architect*

494 Eighth Avenue, 15th Floor
New York, NY 10001
T 212 594 4015
F 212 594 2868
www.ronnetteriley.com

MEP Engineer:

Loring Consulting Engineers, Inc.
360 West 31st Street, 14th Floor
New York, NY 10001-2727
T 212-563 7400
www.loringengineers.com
New York City .Washington, DC . Princeton . Durham . Toronto

Structural Engineer:

Silman
32 Old Slip, 10th Floor
New York, NY 10005
T 212-620 7970
www.Silman.com

Rev	Date	Issue
-	11 JUN 2021	SD Submission
-	22 OCT 2021	DD Review
-	23 NOV 2021	Issue for DD 50%
-	4 MAR 2022	Issue for Final DD
-	6 DEC 2022	CD Review
-	28 FEB 2023	CD Final

Title

ELECTRICAL 11TH FLOOR PARTIAL PLANS

Date	06-11-2021
Project No.	12328.000
Drawing By	DK
CHK By	JC
Scale	-

DOB Rev
E-212.00
_ of __

DOB SCAN

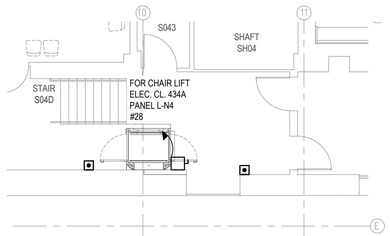

3 CONSTRUCTION PLAN - 4TH FLOOR
1/8"=1'-0"

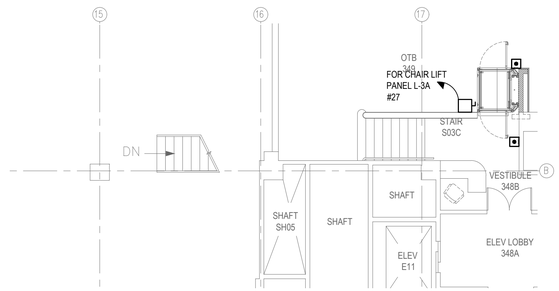

2 CONSTRUCTION PLAN - 3RD FLOOR
1/8"=1'-0"

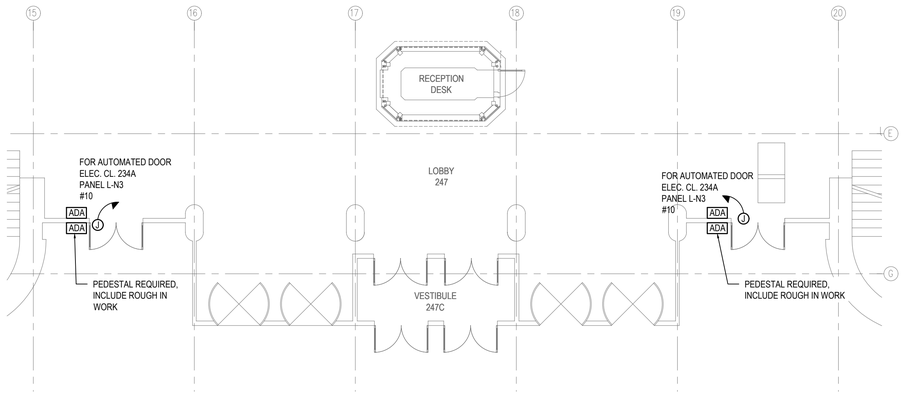

1 CONSTRUCTION PLAN - 2ND FLOOR
1/8"=1'-0"

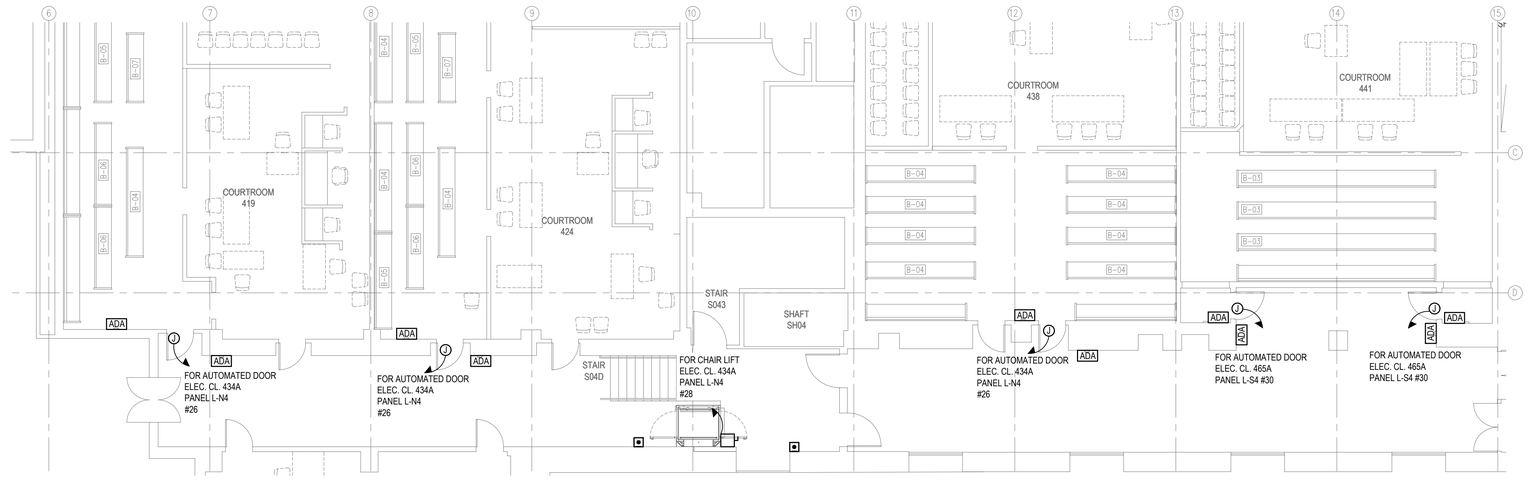

9 CONSTRUCTION PLAN - 4TH FLOOR
1/8"=1'-0"

NOTES - CONSTRUCTION PLANS:

1. SEE KEY PLANS FOR LOCATION OF ASSOCIATED ELECTRICAL PANEL LOCATIONS.

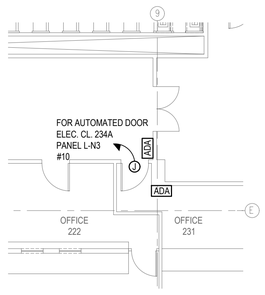

8 CONSTRUCTION PLAN - 2ND FLOOR
1/8"=1'-0"

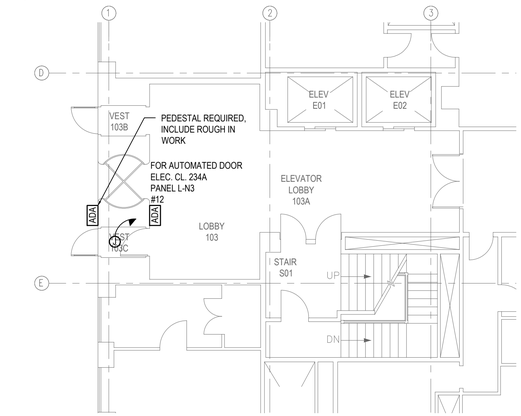

4 CONSTRUCTION PLAN - 1ST FLOOR
1/8"=1'-0"

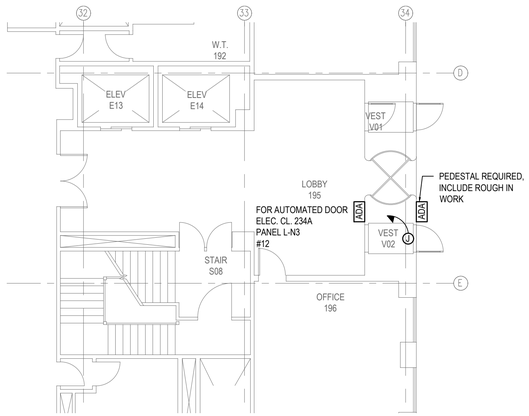

5 CONSTRUCTION PLAN - 1ST FLOOR
1/8"=1'-0"

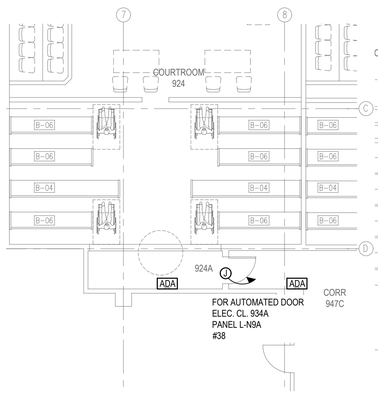

6 CONSTRUCTION PLAN - 9TH FLOOR
1/8"=1'-0"

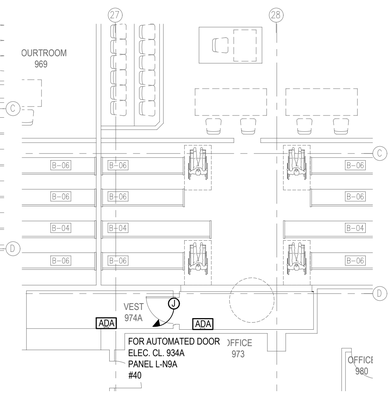

7 CONSTRUCTION PLAN - 9TH FLOOR
1/8"=1'-0"

N 0 4 8 16 FEET

KINGS COUNTY SUPREME COURT BUILDING ACCESSIBILITY RENOVATIONS

360 Adams Street
Brooklyn NY 11201

Conditions

ALL IDEAS, DESIGNS, ARRANGEMENTS AND PLANS INDICATED OR REPRESENTED BY THIS DRAWING ARE OWNED BY, AND THE PROPERTY OF RONNETTE RILEY ARCHITECT AND WERE CREATED, EVOLVED AND DEVELOPED FOR THE USE ON, AND IN CONNECTION WITH THE SPECIFIED PROJECT.
NONE OF SUCH IDEAS, DESIGNS, ARRANGEMENTS OR PLANS SHALL BE USED BY OR DISCLOSED TO ANY PERSON, FIRM OR CORPORATION FOR ANY PURPOSE WHATSOEVER WITHOUT THE WRITTEN PERMISSION OF RONNETTE RILEY ARCHITECT.

© Copyright Ronnette Riley *Architect* 2021

Ronnette Riley *Architect*

494 Eighth Avenue, 15th Floor
New York, NY 10001
T 212 594 4015
F 212 594 2868
www.ronnetteriley.com

MEP Engineer:

Loring Consulting Engineers, Inc.
360 West 31st Street, 14th Floor
New York, NY 10001-2727
T 212-563 7400
www.loringengineers.com
New York City .Washington, DC . Princeton . Durham . Toronto

Structural Engineer:

Silman
32 Old Slip, 10th Floor
New York, NY 10005
T 212-620 7970
www.Silman.com

Rev	Date	Issue
-	11 JUN 2021	SD Submission
-	22 OCT 2021	DD Review
-	23 NOV 2021	Issue for DD 50%
-	4 MAR 2022	Issue for Final DD
-	6 DEC 2022	CD Review
-	28 FEB 2023	CD Final

Title

ELECTRICAL 1ST, 2ND, 3RD, 4TH & 9TH FL PARTIAL PLANS

Date	06-11-2021
Project No.	12328.000
Drawing By	DK
CHK By	JC
Scale	-

DOB Rev
E-213.00
_ of __

DOB SCAN

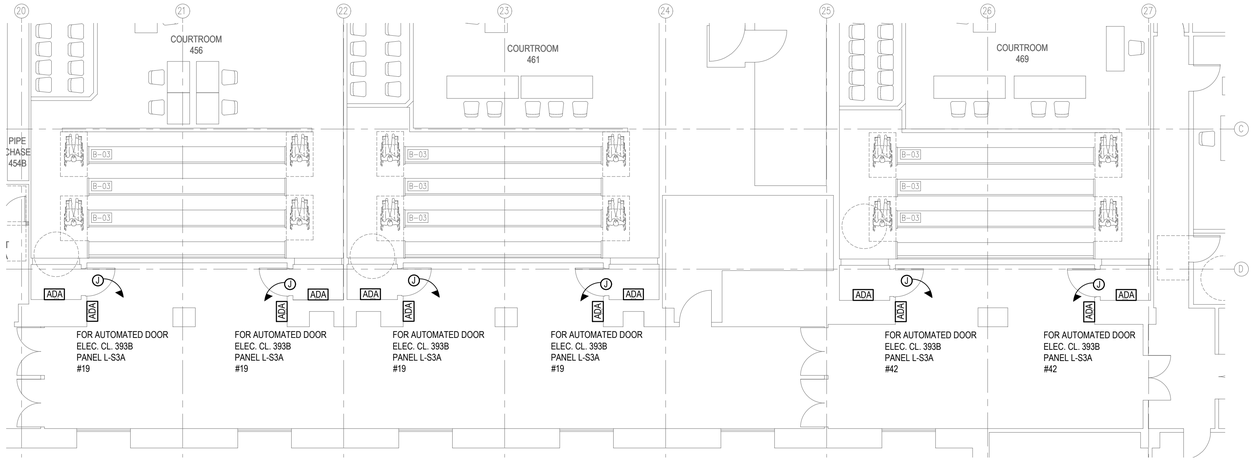

7 CONSTRUCTION PLAN - COURTROOMS 456, 461 & 469
1/8"=1'-0"

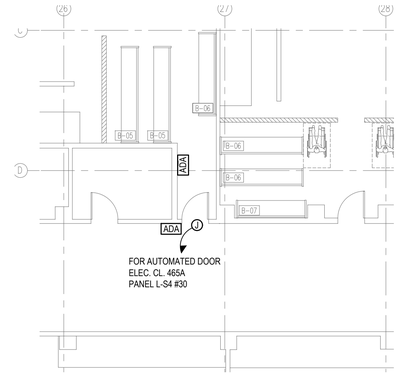

1 CONSTRUCTION PLAN - 3RD FLOOR
1/8"=1'-0"

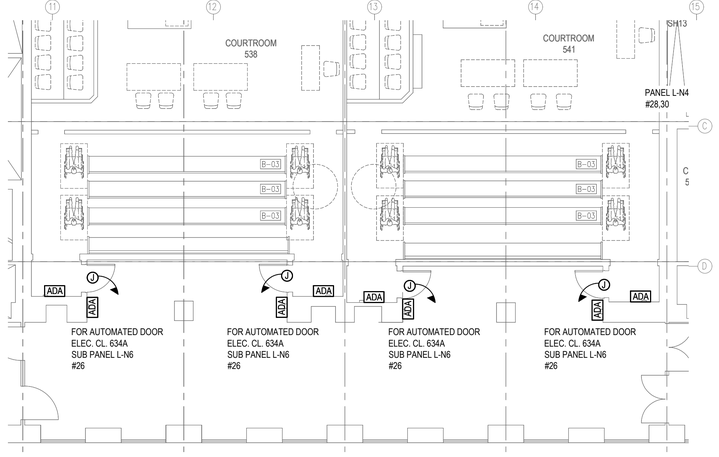

6 CONSTRUCTION PLAN - COURTROOM 538 & 541
1/8"=1'-0"

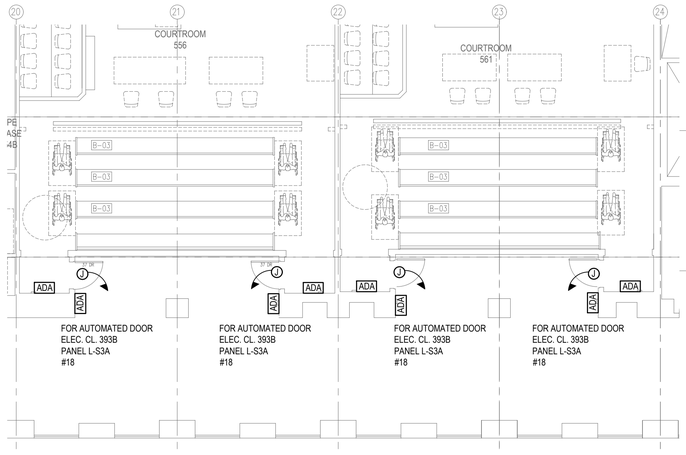

5 CONSTRUCTION PLAN - COURTROOMS 556 & 561
1/8"=1'-0"

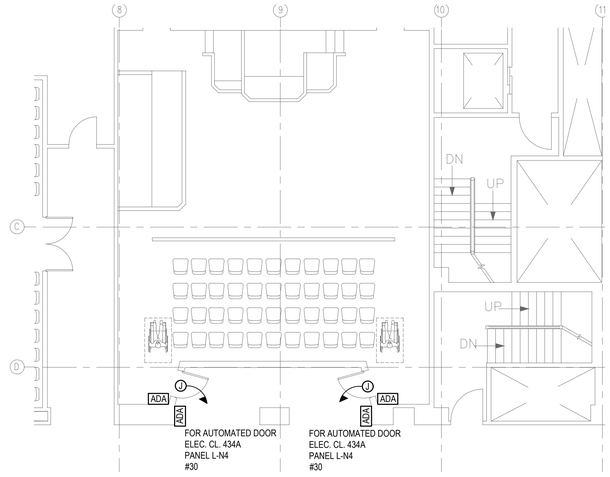

2 CONSTRUCTION PLAN - 3RD FLOOR
1/8"=1'-0"

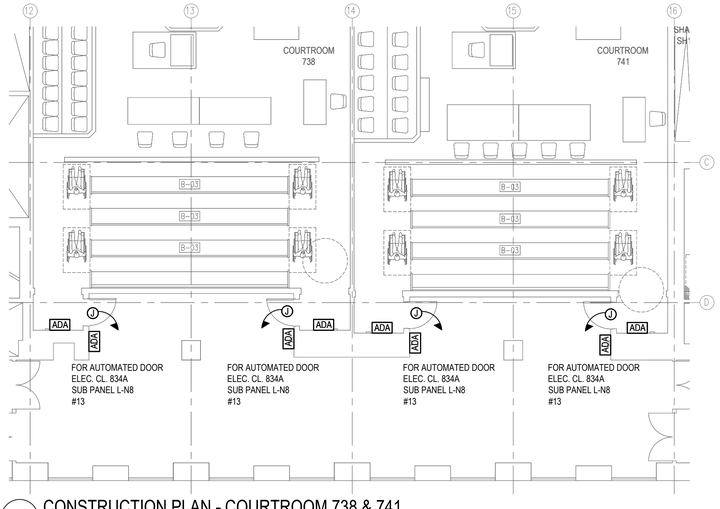

4 CONSTRUCTION PLAN - COURTROOM 738 & 741
1/8"=1'-0"

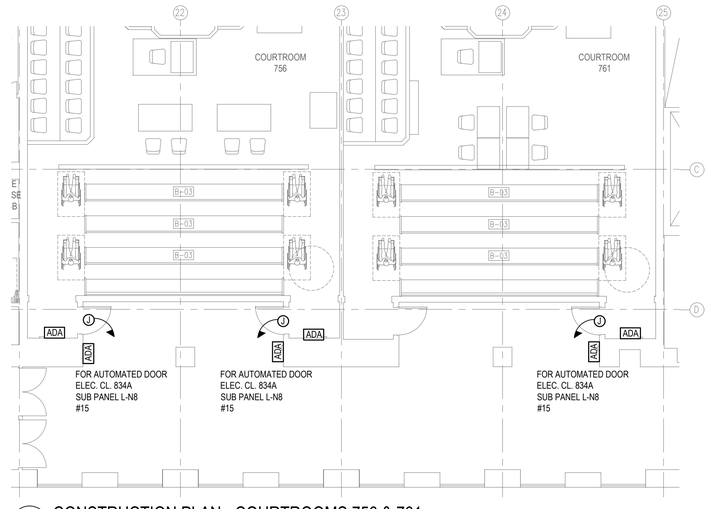

3 CONSTRUCTION PLAN - COURTROOMS 756 & 761
1/8"=1'-0"

N 0 4 8 16 FEET

KINGS COUNTY SUPREME COURT BUILDING ACCESSIBILITY RENOVATIONS

360 Adams Street
Brooklyn NY 11201

Conditions

ALL IDEAS, DESIGNS, ARRANGEMENTS AND PLANS INDICATED OR REPRESENTED BY THIS DRAWING ARE OWNED BY, AND THE PROPERTY OF RONNETTE RILEY ARCHITECT AND WERE CREATED, EVOLVED AND DEVELOPED FOR THE USE ON, AND IN CONNECTION WITH THE SPECIFIED PROJECT.
NONE OF SUCH IDEAS, DESIGNS, ARRANGEMENTS OR PLANS SHALL BE USED BY OR DISCLOSED TO ANY PERSON, FIRM OR CORPORATION FOR ANY PURPOSE WHATSOEVER WITHOUT THE WRITTEN PERMISSION OF RONNETTE RILEY ARCHITECT.

© Copyright Ronnette Riley *Architect* 2021

Ronnette Riley *Architect*

494 Eighth Avenue, 15th Floor
New York, NY 10001
T 212 594 4015
F 212 594 2868
www.ronnetteriley.com

MEP Engineer:

Loring Consulting Engineers, Inc.
360 West 31st Street, 14th Floor
New York, NY 10001-2727
T 212-563 7400
www.loringengineers.com
New York City .Washington, DC . Princeton . Durham . Toronto

Structural Engineer:

Silman
32 Old Slip, 10th Floor
New York, NY 10005
T 212-620 7970
www.Silman.com

Rev	Date	Issue
-	11 JUN 2021	SD Submission
-	22 OCT 2021	DD Review
-	23 NOV 2021	Issue for DD 50%
-	4 MAR 2022	Issue for Final DD
-	6 DEC 2022	CD Review
-	28 FEB 2023	CD Final

Title

ELECTRICAL 3RD, 4TH AND 5TH FLOOR PARTIAL PLANS

Date	06-11-2021
Project No.	12328.000
Drawing By	DK
CHK By	JC
Scale	-

DOB Rev
E-214.00
_ of __

DOB SCAN

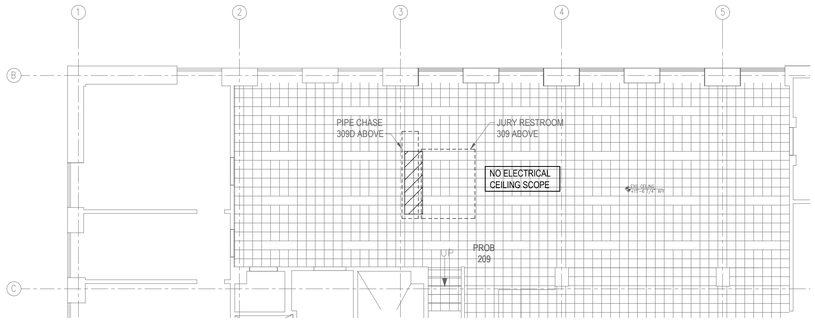

10 2ND FL. REFLECTED CEILING PLAN - PROB 209
1/8"=1'-0"

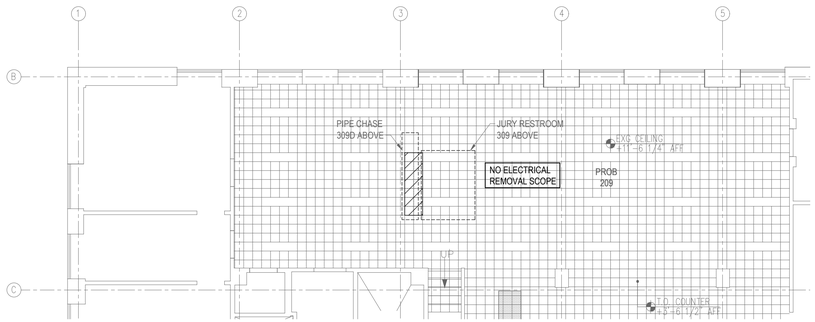

9 2ND FL. SELECTIVE REMOVAL PLAN - PROB 209
1/8"=1'-0"

8 2ND FL. REFLECTED CEILING PLAN - COURT ROOM 277
1/8"=1'-0"

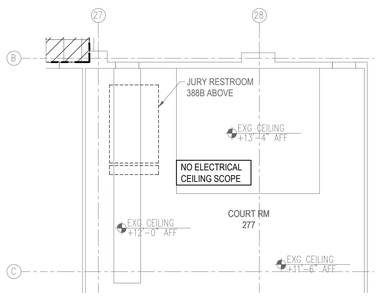

7 2ND FL. SELECTIVE REMOVAL PLAN - COURT ROOM 277
1/8"=1'-0"

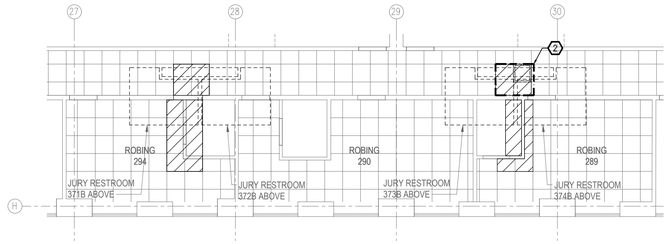

6 2ND FL. REFLECTED CEILING PLAN - ROBING 289, 290, 294 AND CORRIDOR
1/8"=1'-0"

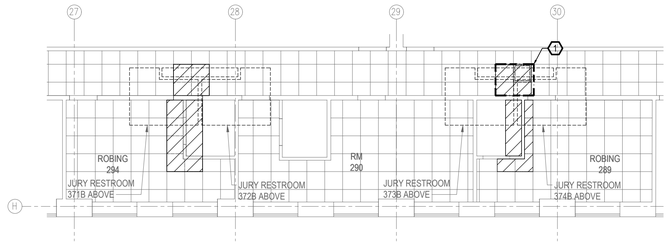

5 2ND FL. SELECTIVE REMOVAL PLAN - ROBING 289, 290, 294 AND CORRIDOR
1/8"=1'-0"

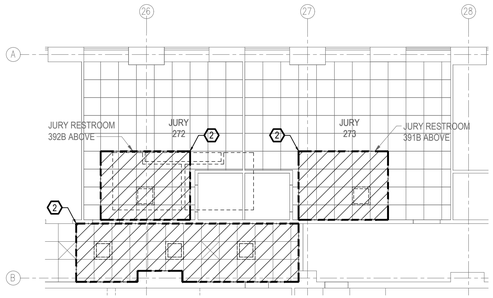

4 2ND FL. REFLECTED CEILING PLAN - JURY 272, 273 AND CORRIDOR
1/8"=1'-0"

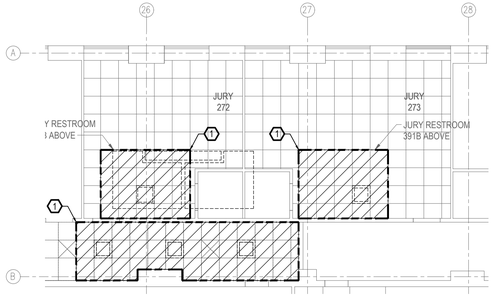

3 2ND FL. SELECTIVE REMOVAL PLAN - JURY 272, 273 AND CORRIDOR
1/8"=1'-0"

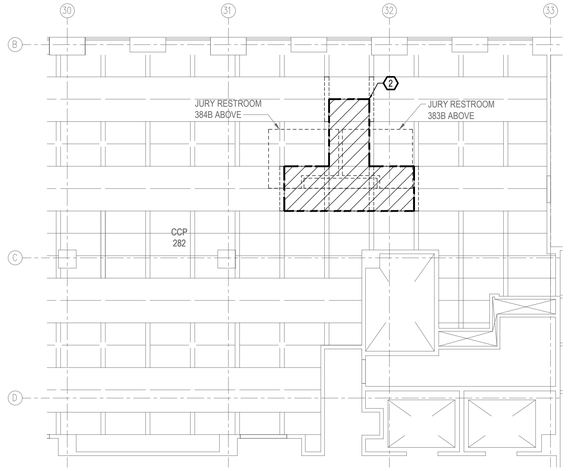

2 2ND FL. REFLECTED CEILING PLAN - CCP 282
1/8"=1'-0"

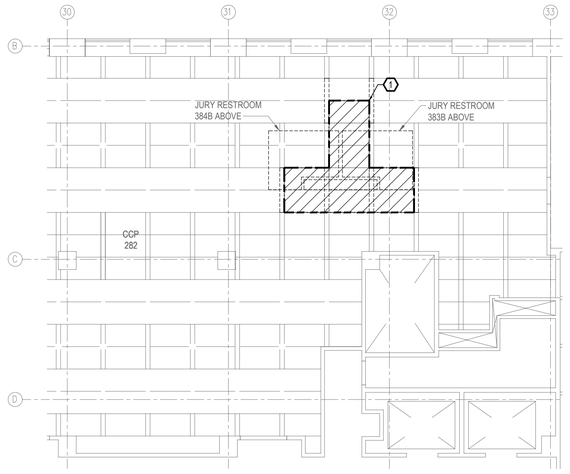

1 2ND FL. SELECTIVE REMOVAL PLAN - CCP 282
1/8"=1'-0"

KEY NOTES - ELECTRICAL PLANS:

1. UNIT PRICE BASIS SCOPE: TEMPORARILY REMOVE, PROTECT / STORE LIGHTING FIXTURES AND RACEWAYS TO ACCOMMODATE PLUMBING PIPING ABOVE THE CEILING. COORDINATE WITH PLUMBING WORK.
2. UNIT PRICE BASIS SCOPE: RE-INSTALL THE EXISTING LIGHTING FIXTURES AND RACEWAYS TO ACCOMMODATE PLUMBING PIPING ABOVE THE CEILING. COORDINATE WITH PLUMBING WORK

0 4 8 16 FEET

LEGEND

AREA TO BE REMOVED

SPACE ABOVE

KINGS COUNTY SUPREME COURT BUILDING ACCESSIBILITY RENOVATIONS

360 Adams Street
Brooklyn NY 11201

Conditions

ALL IDEAS, DESIGNS, ARRANGEMENTS AND PLANS INDICATED OR REPRESENTED BY THIS DRAWING ARE OWNED BY, AND THE PROPERTY OF RONNETTE RILEY ARCHITECT AND WERE CREATED, EVOLVED AND DEVELOPED FOR THE USE ON, AND IN CONNECTION WITH THE SPECIFIED PROJECT.
NONE OF SUCH IDEAS, DESIGNS, ARRANGEMENTS OR PLANS SHALL BE USED BY OR DISCLOSED TO ANY PERSON, FIRM OR CORPORATION FOR ANY PURPOSE WHATSOEVER WITHOUT THE WRITTEN PERMISSION OF RONNETTE RILEY ARCHITECT.

© Copyright Ronnette Riley *Architect* 2021

Ronnette Riley *Architect*

494 Eighth Avenue, 15th Floor
New York, NY 10001
T 212 594 4015
F 212 594 2868
www.ronnetteriley.com

MEP Engineer:

Loring Consulting Engineers, Inc.
360 West 31st STreet, 14th Floor
New York, NY 10001-2727
T 212-563 7400
www.loringengineers.com
New York City .Washington, DC . Princeton . Durham . Toronto

Structural Engineer:

Silman
32 Old Slip, 10th Floor
New York, NY 10005
T 212-620 7970
www.Silman.com

Rev	Date	Issue
-	11 JUN 2021	SD Submission
-	22 OCT 2021	DD Review
-	23 NOV 2021	Issue for DD 50%
-	4 MAR 2022	Issue for Final DD
-	6 DEC 2022	CD Review
-	28 FEB 2023	CD Final

Title

ELECTRICAL 2ND FLOOR PARTIAL PLANS

Date	06-11-2021
Project No.	12328.000
Drawing By	AMA
CHK By	RS
Scale	AS NOTED

DOB Rev
E-215.00
12 OF 21

DOB SCAN

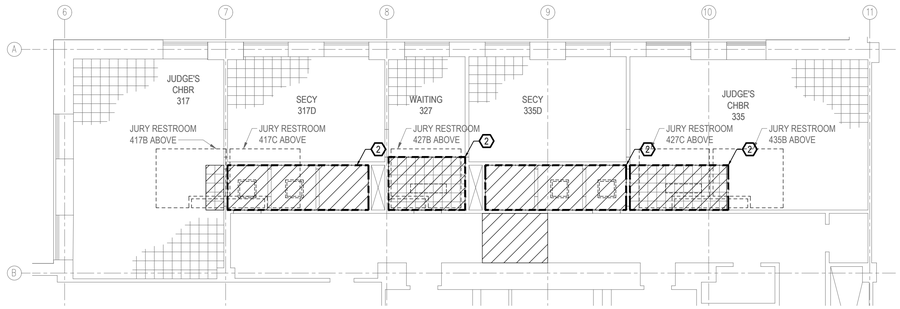

6 3RD FL. REFLECTED CEILING PLAN - JUDGE'S CHBR 317, 335, AND SECY 317D, 335 AND WITING 327
1/8"=1'-0"

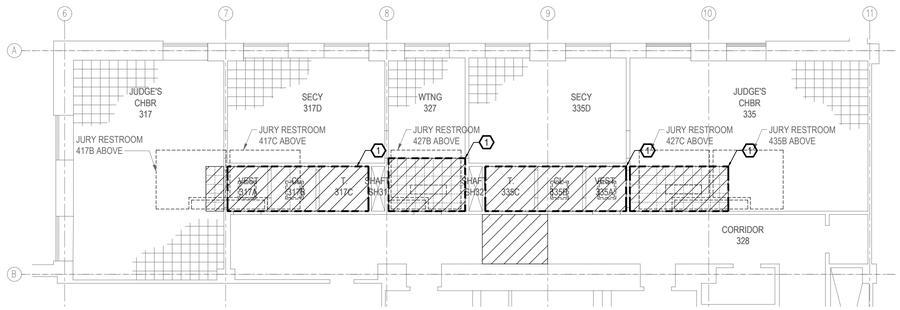

5 3RD FL. SELECTIVE REMOVAL PLAN - JUDGE'S CHBR 317, 335, AND SECY 317D, 335 AND WITING 327
1/8"=1'-0"

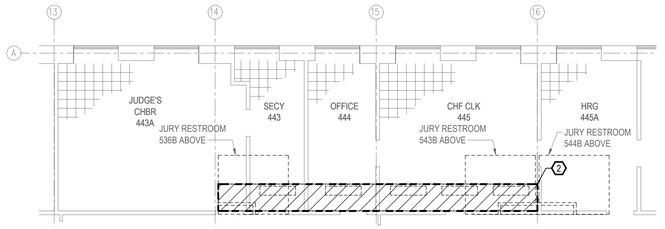

4 4TH FL. REFLECTED CEILING PLAN - JUDGE'S CHBR 443A, SECY 443, OFFICE 444, CHF CLK 445 AND HRG 445A
1/8"=1'-0"

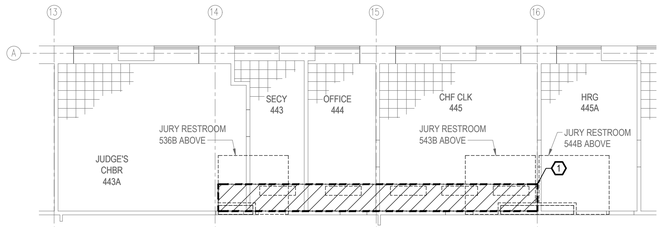

3 4TH FL. SELECTIVE REMOVAL PLAN - JUDGE'S CHBR 443A, SECY 443, OFFICE 444, CHF CLK 445 AND HRG 445A
1/8"=1'-0"

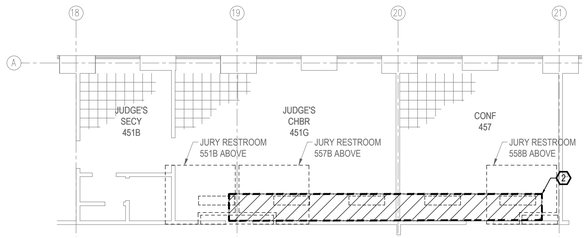

2 4TH FL. REFLECTED CEILING - SECY 451B, JUDGE'S CHBR 451G AND CONF 457
1/8"=1'-0"

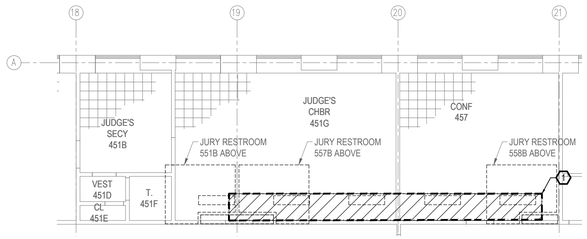

1 4TH FL. SELECTIVE REMOVAL PLAN - SECY 451B, JUDGE'S CHBR 451G AND CONF 457
1/8"=1'-0"

0 4 8 16 FEET

KEY NOTES - ELECTRICAL PLANS:

1. UNIT PRICE BASIS SCOPE: TEMPORARILY REMOVE, PROTECT / STORE LIGHTING FIXTURES AND RACEWAYS TO ACCOMMODATE PLUMBING PIPING ABOVE THE CEILING. COORDINATE WITH PLUMBING WORK.
2. UNIT PRICE BASIS SCOPE: RE-INSTALL THE EXISTING LIGHTING FIXTURES AND RACEWAYS TO ACCOMMODATE PLUMBING PIPING ABOVE THE CEILING. COORDINATE WITH PLUMBING WORK

LEGEND

- AREA TO BE REMOVED
- SPACE ABOVE

KINGS COUNTY SUPREME COURT BUILDING ACCESSIBILITY RENOVATIONS

360 Adams Street
Brooklyn NY 11201

Conditions

ALL IDEAS, DESIGNS, ARRANGEMENTS AND PLANS INDICATED OR REPRESENTED BY THIS DRAWING ARE OWNED BY, AND THE PROPERTY OF RONNETTE RILEY ARCHITECT AND WERE CREATED, EVOLVED AND DEVELOPED FOR THE USE ON, AND IN CONNECTION WITH THE SPECIFIED PROJECT.
NONE OF SUCH IDEAS, DESIGNS, ARRANGEMENTS OR PLANS SHALL BE USED BY OR DISCLOSED TO ANY PERSON, FIRM OR CORPORATION FOR ANY PURPOSE WHATSOEVER WITHOUT THE WRITTEN PERMISSION OF RONNETTE RILEY ARCHITECT.

© Copyright Ronnette Riley *Architect* 2021

Ronnette Riley *Architect*

494 Eighth Avenue, 15th Floor
New York, NY 10001
T 212 594 4015
F 212 594 2868
www.ronnetteriley.com

MEP Engineer:

Loring Consulting Engineers, Inc.
360 West 31st Street, 14th Floor
New York, NY 10001-2727
T 212-563 7400
www.loringengineers.com
New York City .Washington, DC . Princeton . Durham . Toronto

Structural Engineer:

Silman
32 Old Slip, 10th Floor
New York, NY 10005
T 212-620 7970
www.Silman.com

Rev	Date	Issue
-	11 JUN 2021	SD Submission
-	22 OCT 2021	DD Review
-	23 NOV 2021	Issue for DD 50%
-	4 MAR 2022	Issue for Final DD
-	6 DEC 2022	CD Review
-	28 FEB 2023	CD Final

Title

ELECTRICAL 3RD AND 4TH FLOOR PARTIAL PLANS

Date	06-11-2021
Project No.	12328.000
Drawing By	AMA
CHK By	RS
Scale	AS NOTED

DOB Rev
E-216.00
12 OF 21

DOB SCAN

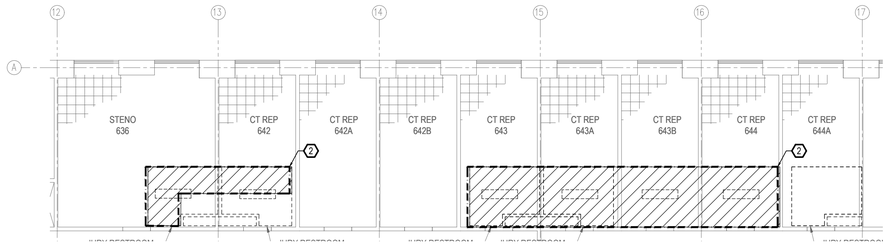

6 6TH FL. REFLECTED CEILING PLAN - STENO 636, CT REP 642, 643, 643A, 643B, 644 AND 644A
1/8"=1'-0"

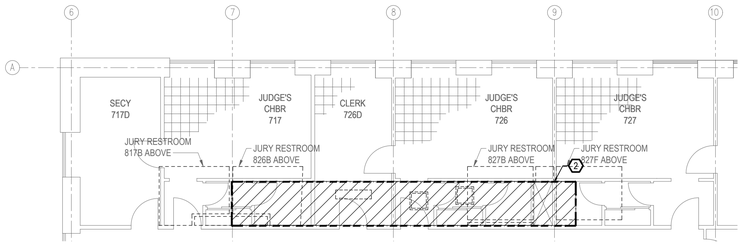

4 7TH FL. REFLECTED CEILING PLAN - JEDGE'S CHBR 717, 726, 727, SECY 717D AND CLERK 726D
1/8"=1'-0"

5 6TH FL. SELECTIVE REMOVAL PLAN - STENO 636, CT REP 642, 643, 643A, 643B, 644 AND 644A
1/8"=1'-0"



3 7TH FL. SELECTIVE REMOVAL PLAN - JEDGE'S CHBR 717, 726, 727, SECY 717D AND CLERK 726D
1/8"=1'-0"

KEY NOTES - ELECTRICAL PLANS:

1. UNIT PRICE BASIS SCOPE: TEMPORARILY REMOVE, PROTECT / STORE LIGHTING FIXTURES AND RACEWAYS TO ACCOMMODATE PLUMBING PIPING ABOVE THE CEILING. COORDINATE WITH PLUMBING WORK.
2. UNIT PRICE BASIS SCOPE: RE-INSTALL THE EXISTING LIGHTING FIXTURES AND RACEWAYS TO ACCOMMODATE PLUMBING PIPING ABOVE THE CEILING. COORDINATE WITH PLUMBING WORK

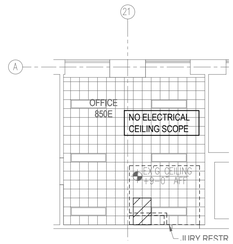

2 8TH FL. REFLECTED CEILING PLAN - OFFICE 850E
1/8"=1'-0"

1 8TH FL. SELECTIVE REMOVAL PLAN - OFFICE 850E
1/8"=1'-0"

0 4 8 16 FEET

LEGEND

- AREA TO BE REMOVED
- SPACE ABOVE

KINGS COUNTY SUPREME COURT BUILDING ACCESSIBILITY RENOVATIONS

360 Adams Street
Brooklyn NY 11201

Conditions

ALL IDEAS, DESIGNS, ARRANGEMENTS AND PLANS INDICATED OR REPRESENTED BY THIS DRAWING ARE OWNED BY, AND THE PROPERTY OF RONNETTE RILEY ARCHITECT AND WERE CREATED, EVOLVED AND DEVELOPED FOR THE USE ON, AND IN CONNECTION WITH THE SPECIFIED PROJECT.
NONE OF SUCH IDEAS, DESIGNS, ARRANGEMENTS OR PLANS SHALL BE USED BY OR DISCLOSED TO ANY PERSON, FIRM OR CORPORATION FOR ANY PURPOSE WHATSOEVER WITHOUT THE WRITTEN PERMISSION OF RONNETTE RILEY ARCHITECT.

© Copyright Ronnette Riley *Architect* 2021

Ronnette Riley *Architect*

494 Eighth Avenue, 15th Floor
New York, NY 10001
T 212 594 4015
F 212 594 2868
www.ronnetteriley.com

MEP Engineer:

Loring Consulting Engineers, Inc.
360 West 31st Street, 14th Floor
New York, NY 10001-2727
T 212-563 7400
www.loringengineers.com
New York City .Washington, DC . Princeton . Durham . Toronto

Structural Engineer:

Silman
32 Old Slip, 10th Floor
New York, NY 10005
T 212-620 7970
www.Silman.com

Rev	Date	Issue
-	11 JUN 2021	SD Submission
-	22 OCT 2021	DD Review
-	23 NOV 2021	Issue for DD 50%
-	4 MAR 2022	Issue for Final DD
-	6 DEC 2022	CD Review
-	28 FEB 2023	CD Final

Title

ELECTRICAL 6TH, 7TH, 8TH FLOOR PARTIAL PLANS

Date	06-11-2021
Project No.	12328.000
Drawing By	AMA
CHK By	RS
Scale	AS NOTED

DOB Rev
E-217.00
12 OF 21

DOB SCAN

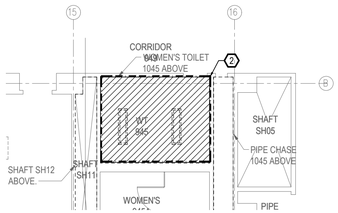

12 9TH FL. REFLECTED CEILING PLAN - OFFICE 945
1/8"=1'-0"

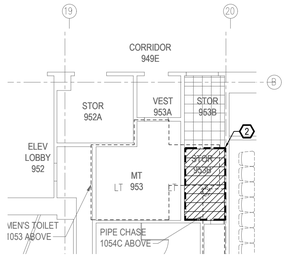

8 9TH FL. REFLECTED CEILING PLAN - MEN'S TOILET 953 AND STORAGE 953B
1/8"=1'-0"

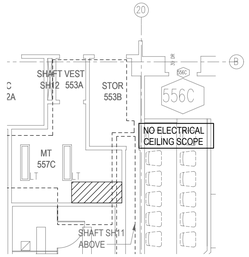

4 5TH FL. REFLECTED CEILING PLAN - TOILET 553
1/8"=1'-0"

KEY NOTES - ELECTRICAL PLANS:

1. UNIT PRICE BASIS SCOPE: TEMPORARILY REMOVE, PROTECT / STORE LIGHTING FIXTURES AND RACEWAYS TO ACCOMMODATE PLUMBING PIPING ABOVE THE CEILING. COORDINATE WITH PLUMBING WORK.
2. UNIT PRICE BASIS SCOPE: RE-INSTALL THE EXISTING LIGHTING FIXTURES AND RACEWAYS TO ACCOMMODATE PLUMBING PIPING ABOVE THE CEILING. COORDINATE WITH PLUMBING WORK

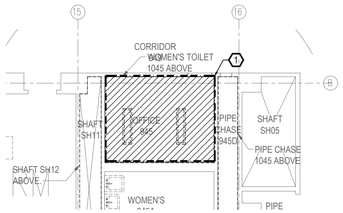

11 9TH FL. SELECTIVE REMOVAL PLAN - OFFICE 945
1/8"=1'-0"

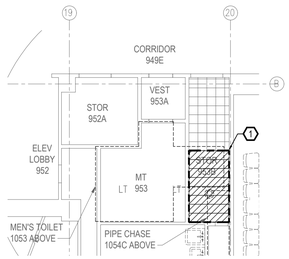

7 9TH FL. SELECTIVE REMOVAL PLAN - MEN'S TOILET 953 AND STORAGE 953B
1/8"=1'-0"

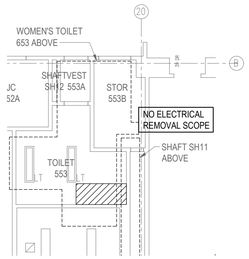

3 5TH FL. SELECTIVE REMOVAL PLAN - TOILET 553
1/8"=1'-0"

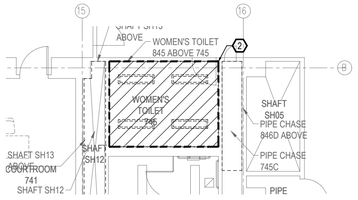

10 7TH FL. REFLECTED CEILING PLAN - WOMEN'S TOILET 745
1/8"=1'-0"

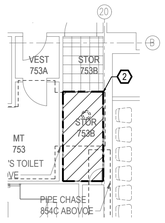

6 7TH FL. REFLECTED CEILING PLAN - STORAGE 753B
1/8"=1'-0"

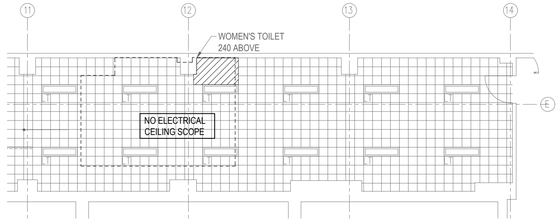

2 1ST FL. REFLECTED CEILING PLAN - STORAGE 139
1/8"=1'-0"

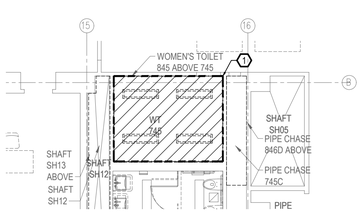

9 7TH FL. SELECTIVE REMOVAL PLAN - WOMENS'S TOILET 7445
1/8"=1'-0"

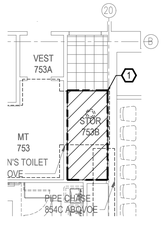

5 7TH FL. SELECTIVE REMOVAL PLAN - STORAGE 753B
1/8"=1'-0"

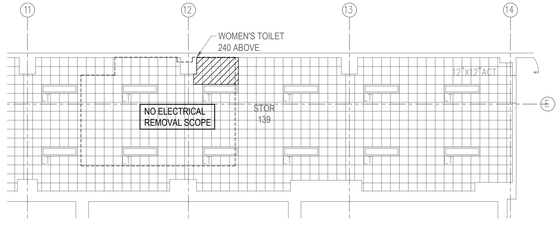

1 1ST FL. SELECTIVE REMOVAL PLAN - STORAGE 139
1/8"=1'-0"

0 4 8 16 FEET

LEGEND

AREA TO BE REMOVED

SPACE ABOVE

KINGS COUNTY SUPREME COURT BUILDING ACCESSIBILITY RENOVATIONS

360 Adams Street
Brooklyn NY 11201

Conditions

ALL IDEAS, DESIGNS, ARRANGEMENTS AND PLANS INDICATED OR REPRESENTED BY THIS DRAWING ARE OWNED BY, AND THE PROPERTY OF RONNETTE RILEY ARCHITECT AND WERE CREATED, EVOLVED AND DEVELOPED FOR THE USE ON, AND IN CONNECTION WITH THE SPECIFIED PROJECT.
NONE OF SUCH IDEAS, DESIGNS, ARRANGEMENTS OR PLANS SHALL BE USED BY OR DISCLOSED TO ANY PERSON, FIRM OR CORPORATION FOR ANY PURPOSE WHATSOEVER WITHOUT THE WRITTEN PERMISSION OF RONNETTE RILEY ARCHITECT.

© Copyright Ronnette Riley *Architect* 2021

Ronnette Riley *Architect*

494 Eighth Avenue, 15th Floor
New York, NY 10001
T 212 594 4015
F 212 594 2868
www.ronnetteriley.com

MEP Engineer:

Loring Consulting Engineers, Inc.
360 West 31st Street, 14th Floor
New York, NY 10001-2727
T 212-563 7400
www.loringengineers.com
New York City .Washington, DC . Princeton . Durham . Toronto

Structural Engineer:

Silman
32 Old Slip, 10th Floor
New York, NY 10005
T 212-620 7970
www.Silman.com

Rev	Date	Issue
-	11 JUN 2021	SD Submission
-	22 OCT 2021	DD Review
-	23 NOV 2021	Issue for DD 50%
-	4 MAR 2022	Issue for Final DD
-	6 DEC 2022	CD Review
-	28 FEB 2023	CD Final

Title

ELECTRICAL 1ST, 5TH, 7TH & 9TH FL. PARTIAL PLANS

Date	06-11-2021
Project No.	12328.000
Drawing By	AMA
CHK By	RS
Scale	AS NOTED

DOB Rev

E-218.00

12 OF 21

DOB SCAN

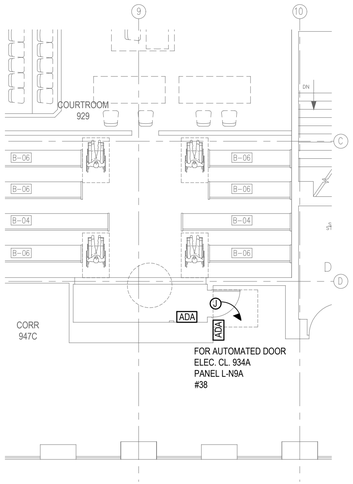

3 CONSTRUCTION PLAN - COURTROOM 929
1/8"=1'-0"

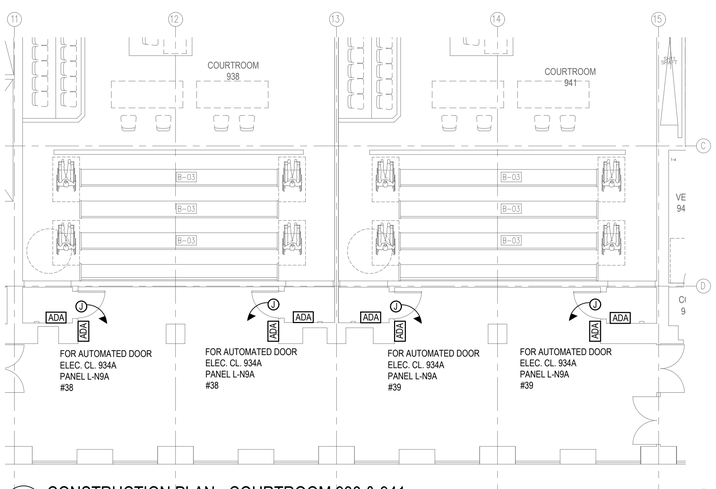

2 CONSTRUCTION PLAN - COURTROOM 938 & 941
1/8"=1'-0"

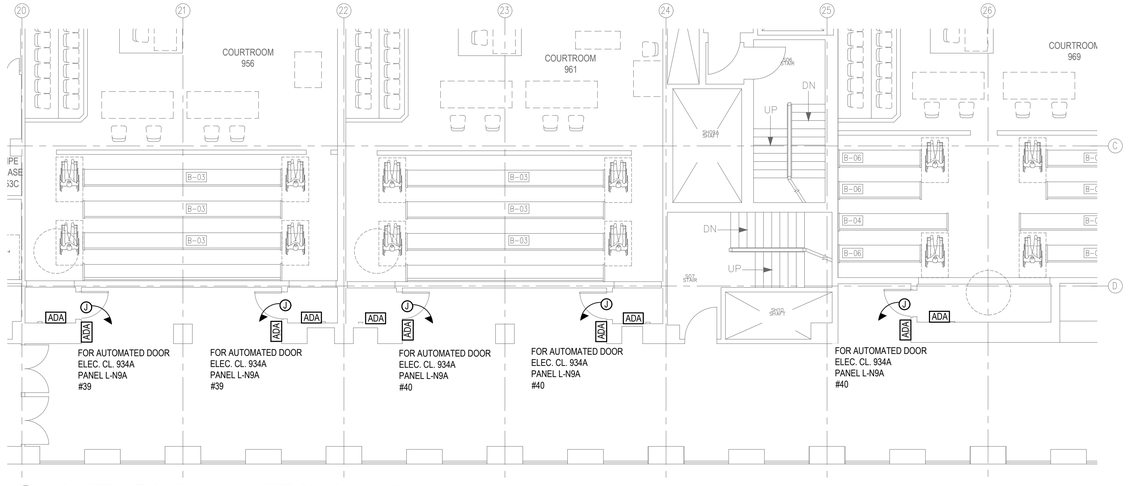

1 CONSTRUCTION PLAN - COURTROOMS 556, 561 & 569
1/8"=1'-0"

N 0 4 8 16 FEET

KINGS COUNTY SUPREME COURT BUILDING ACCESSIBILITY RENOVATIONS

360 Adams Street
Brooklyn NY 11201

Conditions

ALL IDEAS, DESIGNS, ARRANGEMENTS AND PLANS INDICATED OR REPRESENTED BY THIS DRAWING ARE OWNED BY, AND THE PROPERTY OF RONNETTE RILEY ARCHITECT AND WERE CREATED, EVOLVED AND DEVELOPED FOR THE USE ON, AND IN CONNECTION WITH THE SPECIFIED PROJECT.
NONE OF SUCH IDEAS, DESIGNS, ARRANGEMENTS OR PLANS SHALL BE USED BY OR DISCLOSED TO ANY PERSON, FIRM OR CORPORATION FOR ANY PURPOSE WHATSOEVER WITHOUT THE WRITTEN PERMISSION OF RONNETTE RILEY ARCHITECT.

© Copyright Ronnette Riley *Architect* 2021

Ronnette Riley *Architect*

494 Eighth Avenue, 15th Floor
New York, NY 10001
T 212 594 4015
F 212 594 2868
www.ronnetteriley.com

MEP Engineer:

Loring Consulting Engineers, Inc.
360 West 31st Street, 14th Floor
New York, NY 10001-2727
T 212-563 7400
www.loringengineers.com
New York City .Washington, DC . Princeton . Durham . Toronto

Structural Engineer:

Silman
32 Old Slip, 10th Floor
New York, NY 10005
T 212-620 7970
www.Silman.com

Rev	Date	Issue
-	11 JUN 2021	SD Submission
-	22 OCT 2021	DD Review
-	23 NOV 2021	Issue for DD 50%
-	4 MAR 2022	Issue for Final DD
-	6 DEC 2022	CD Review
-	28 FEB 2023	CD Final

Title

ELECTRICAL 9TH FLOOR PARTIAL PLANS

Date	06-11-2021
Project No.	12328.000
Drawing By	DK
CHK By	JC
Scale	-

DOB Rev
E-219.00
_ of __

DOB SCAN

SYMBOLS

	EXISTING EQUIPMENT, PIPING AND FIXTURE TO REMAIN
	EXISTING EQUIPMENT, PIPING AND FIXTURE TO REMAIN TO REMOVED
	NEW INSTALLATION EQUIPMENT, PIPING AND FIXTURE.
	COLD WATER PIPING
	HOT WATER PIPING
	HOT WATER PIPING RETURN
	VENT PIPING
	DRAINAGE PING (W OR S)
G	GAS PIPING
	TEMPERATURE MAINTENANCE HEAT TRACED PIPING
	HWAT CONTROLLER IN RECESSED ENCLOSURE (STAINLESS STEEL FINISH, WITH KEYLOCK DOOR, MINIMUM 12"x12"x4" TO ACCOMMODATE HWAT CONTROLLER) CENTER OF ENCLOSURE TO BE INSTALLED 7'-8" FT ABOVE FINISHED FLOOR.
	ELBOW TURNED DOWN
	ELBOW TURNED UP
	DROP OR RISE
	TOP CONNECTION
	BOTTOM CONNECTION
	PIPE CAP
	POINT OF DISCONNECTION
	POINT OF NEW CONNECTION
	CLEANOUT
	CLEANOUT DECK PLATE
	TRAP
	FLOOR DRAIN
	THERMOSTATIC MIXING VALVE
	GATE VALVE
	BALL VALVE
	CHECK VALVE
	SOLENOID VALVE
RPZ	REDUCED PRESSURE ZONE BACKFLOW PREVENTER
M	METER
	VACUUM BREAKER (ELEVATION)
	FUNNEL DRAIN (ELEVATION)
	FLUSH VALVE (ELEVATION)
	PRESSURE GAUGE
	UNION
	WATER HAMMER ARRESTOR
	WATER-PROOF PIPE SLEEVE
#	EQUIPMENT TAG

ABBREVIATIONS

ABBREVIATION	DESCRIPTION
BV	BALL VALVE
CO	CLEAN OUT
CODP	CLEAN OUT DECK PLATE
CW	COLD WATER
DF	DRINKING FOUNTAIN
DN	DOWN
DR	DRAIN
EL	ELEVATION
EWH	ELECTRIC WATER HEATER
FD	FLOOR DRAIN
GV	GATE VALVE
GWH	GAS WATER HEATER
HW	HOT WATER
HWAT	SELF-REGULATING HEAT TRACE CABLE
IW	INDIRECT WASTE
JS	JANITOR'S SINK
LAV	LAVATORY
MH	MAN HOLE
NTS	NOT TO SCALE
OSI	OIL SAND INTERCEPTOR
RPZ	REDUCED PRESSURE ZONE BACKFLOW PREVENTER
S	SOIL
SA	SHOCK ABSORBER
SAN	SANITARY
SK	SINK
SH	SHOWER HEAD
SQ.FT.	SQUARE FOOT (FEET)
TMV	THERMOSTATIC MIXING VALVE
TP	TRAP PRIMER
TYP	TYPICAL
UL	UNDERWRITERS LABORATORY
UR	URINAL
V	VENT
W	WASTE
WC	WATER CLOSET
WHA	WATER HAMMER ARRESTOR

NOTES:

1. SYMBOL AND ABBREVIATION LISTS ARE FOR REFERENCE ONLY. NOT ALL SYMBOLS SHOWN ON SYMBOL LIST ARE USED IN PROJECT.

PLUMBING FIXTURE CONNECTION SCHEDULE

TAG	SYMBOLS	FIXTURE	VALVE TYPE	SANITARY ("IN)	VENT ("IN)	CW ("IN)	HW ("IN)	MOUNTING TYPE
LAV		LAVATORY	FAUCET	2"	2"	3/4"	3/4"	WALL MOUNTED
UR		URINAL	FLUSH VALVE	2"	2"	1"	-	WALL MOUNTED
WC		WATER CLOSET	FLUSH VALVE	4"	2"	1-1/4"	-	WALL MOUNTED
DF		DRINKING FOUNTAIN	-	1-1/2"	1-1/2"	3/4"	-	WALL MOUNTED

NOTES:
1. ALL FIXTURES AND ASSOCIATED FAUCETS & FLUSH VALVES SHALL MEET LEED SILVER FLOW REQUIREMENTS.
2. REFER TO ARCHITECTURAL DRAWINGS FOR FIXTURE FINAL LOCATIONS AND MOUNTING HEIGHTS.

REMOVAL NOTES

1. DRAWINGS ARE DIAGRAMMATIC AND INDICATE GENERAL ARRANGEMENT.
2. VERIFY ALL GOVERNING DIMENSIONS, PIPE SIZES AND LOCATION OF THE PIPING AND EQUIPMENT TO BE REMOVED.
3. NOTIFY BUILDING MANAGER AT LEAST 48 HOURS BEFORE DEMOLITION WORK OR BEFORE SHUT DOWN OF EXISTING SERVICES. RISER SHUT DOWNS SHALL BE PERFORMED AT TENANT'S COST, AT DESIGNATED TIMES UNDER BUILDING MANAGER'S SUPERVISION AND ONLY WITH APPROVAL.
4. ALL FIXTURES, EQUIPMENT, PIPING, ETC. TO BE REMOVED, SHALL BE DISPOSED OF, RELOCATED, TURNED OVER TO THE TENANT OR SALVAGED AS DIRECTED BY THE ARCHITECT.
5. UPON COMPLETION OF ALL NEW WORK NO ABANDONED PIPING SHALL REMAIN.
6. THE EXISTING SYSTEMS SHALL BE LEFT IN PERFECT WORKING ORDER UPON COMPLETION OF ALL NEW WORK.
7. LOCATIONS AND SIZES OF EXISTING PIPING ARE APPROXIMATE. EXACT SIZES AND LOCATIONS OF ALL EXISTING PIPING SHALL BE VERIFIED AT THE SITE.
8. NO REMOVED EXISTING PIPING FITTINGS, VALVES, FIXTURES, ETC. SHALL BE REUSED UNLESS OTHERWISE APPROVED BY THE ENGINEER.
9. REFER TO ARCHITECTURAL DRAWINGS FOR ALL CEILING HEIGHTS.
10. THE CONTRACTOR SHALL BE RESPONSIBLE FOR THE REMOVAL FROM THE PREMISES OF ALL DEBRIS RESULTING FROM PLUMBING WORK.

BUILDING DEPARTMENT PLUMBING NOTES

1. THE PLUMBING SYSTEMS (SANITARY, WASTE, VENT, WATER DISTRIBUTION, ETC.) AND ALL ASSOCIATED EQUIPMENT SHALL BE INSTALLED AND MAINTAINED IN ACCORDANCE WITH THE FULL REQUIREMENTS OF THE 2022 NEW YORK CITY BUILDING, PLUMBING AND GAS CODES AND CURRENT REVISIONS.
2. ALL PLUMBING WORK SHALL COMPLY WITH CHAPTER 4 OF THE 2022 NEW YORK CITY BUILDING CODE AND CHAPTERS 1 THROUGH 13 AND APPENDICES A THROUGH G OF THE 2022 NEW YORK CITY PLUMBING CODE.
3. THE SANITARY SYSTEM SHALL BE PROVIDED IN FULL ACCORDANCE WITH THE GENERAL PROVISIONS PC305.
4. THE MATERIALS USED IN THE PLUMBING SYSTEMS WILL BE PROVIDED IN FULL ACCORDANCE WITH SECTION PC303.
5. THE INSTALLATION OF PLUMBING FIXTURES, FAUCETS AND FIXTURE FITTINGS SHALL BE IN ACCORDANCE WITH PC401 THROUGH PC429.
6. VERTICAL AND HORIZONTAL PIPING WILL BE HUNG AND SUPPORTED AS DIRECTED IN SPECIFICATIONS AND WITH THE FULL COMPLIANCE WITH SECTION PC308.
7. CLEANOUTS SHALL BE INSTALLED AS PER SECTION PC708.
8. TRAPS FOR FIXTURES SHALL BE INSTALLED IN FULL COMPLIANCE WITH SECTION PC1002.
9. THE WATER SUPPLY SHALL BE INSTALLED AND MAINTAINED IN FULL COMPLIANCE WITH PC601 THROUGH PC614.
10. VALVES SHALL BE PROVIDED AS PER SECTION PC606.
11. THE SANITARY DRAINAGE SYSTEM WILL BE SIZED AND INSTALLED IN FULL COMPLIANCE WITH SECTIONS PC701 THROUGH PC715.
12. THE VENT PIPING FOR THE SANITARY DRAINAGE SYSTEM OF THE SUBJECT BUILDING WILL BE INSTALLED IN FULL COMPLIANCE WITH SECTION PC901 THROUGH PC919.
13. SANITARY TEES AND QUARTER BENDS MAY BE USED IN DRAINAGE LINES ONLY WHERE THE DIRECTION OF FLOW IS FROM THE HORIZONTAL TO THE VERTICAL.
14. SHORT SWEEPS WILL BE PERMITTED IN DRAINAGE PIPING 3 INCH DIAMETER OR LARGER FOR ANY OFFSETS EITHER HORIZONTAL OR VERTICAL.

GENERAL NOTES

1. CONTRACTOR SHALL VERIFY ALL DIMENSIONS AND JOB CONDITIONS AND SHALL REPORT TO ENGINEER ANY DISCREPANCIES OR OMISSIONS THAT WOULD INTERFERE WITH SATISFACTORY COMPLETION OF THE WORK.
2. IN THE EVENT OF ANY DISCREPANCY BETWEEN THE DEMOLITION PLAN AND THE CONSTRUCTION PLANS, CONSTRUCTION PLANS AND INTENT SHALL GOVERN.
3. CONTRACTOR SHALL BE RESPONSIBLE FOR ARRANGING WITH BUILDING MANAGEMENT FOR HANDLING MATERIALS, AS WELL AS FOR ALLOWABLE WORKING HOURS AND DELIVERIES.
4. PLUMBING CONTRACTOR SHALL COORDINATE ALL WORK WITH RESPECT TO OTHER TRADES, STRUCTURE AND CEILING HEIGHTS. CONTRACTOR SHALL COORDINATE ALL WORK WITH ARCHITECTURAL LAYOUTS, INCLUDING CEILING HEIGHTS.
5. CONTRACTOR SHALL SUBMIT ALL SHOP DRAWINGS AND MANUFACTURERS' CUTS AND SAMPLES TO ARCHITECT PRIOR TO COMMENCEMENT OF SUCH WORK.
6. DRAWINGS ARE NOT TO BE SCALED.
7. CONTRACTOR SHALL COMPLY WITH ALL LOCAL BUILDING DEPARTMENT REGULATORY AGENCIES, BUILDING STANDARDS AND NEW YORK CODE REQUIREMENTS. CONTRACTOR SHALL BE RESPONSIBLE FOR SECURING ALL NECESSARY PERMITS AND APPROVALS OF ALL TRADES.
8. CONTRACTOR SHALL CARRY AND DOCUMENT LIABILITY, ACCIDENT AND PROPERTY DAMAGE INSURANCE AS REQUIRED BY COOPERATIVE CORPORATION AND BUILDING MANAGEMENT; AND OBSERVE THEIR PERMITTED HOURS FOR WORK.
9. CONTRACTOR SHALL EXERCISE EXTREME CARE IN PROTECTING AREAS ADJACENT TO CONSTRUCTION AREAS, SHALL FULLY PROTECT THEM FROM ANY DAMAGE RESULTING FROM CONTRACTOR'S WORKMEN, SUBCONTRACTORS OR AGENTS, AND SHALL BE RESPONSIBLE FOR REPAIRING, CLEANING OR REPLACING ANY SUCH DAMAGE.
10. ALL DIMENSIONS GIVEN ARE FINISH DIMENSIONS UNLESS OTHERWISE STATED.
11. UNLESS SPECIFICALLY STATED OTHERWISE, CONTRACTOR SHALL FURNISH ALL LABOR, MATERIALS, APPURTENANCES, EQUIPMENT AND SERVICES TO COMPLETE ALL WORK AS INDICATED ON DRAWINGS AND/OR SPECIFIED ON NOTES.
12. UNLESS SPECIFICALLY STATED OTHERWISE, CONTRACTOR SHALL FOLLOW MANUFACTURERS' DIRECTIONS, INSTRUCTIONS AND RECOMMENDATIONS FOR ALL MATERIALS AND PROCESSES USED IN THIS CONTRACT.
13. UPON COMPLETION OF THE WORK, CONTRACTOR SHALL COMPLETELY CLEAN THE CONSTRUCTION AREA SUITABLE FOR THE OWNER'S USE.
14. BUILDING DEPARTMENT APPROVED PLANS SHALL BE TURNED OVER TO OWNER AT THE COMPLETION OF THE JOB.
15. AT THE FINAL COMPLETION OF THE JOB, CONTRACTOR SHALL SUBMIT TO THE OWNER AND TO ENGINEER A NOTARIZED AFFIDAVIT STATING COMPLIANCE WITH ALL PROVISIONS OF THIS CONTRACT, INCLUDING ALL NOTES, EXCEPT FOR THOSE CHANGES SPECIFICALLY APPROVED IN WRITING BY THE ARCHITECT.
16. VACUUM BREAKER AND RELATED PIPING SHALL BE INSTALLED ABOVE CEILING; PROVIDE AN ACCESS PANEL TO THE VACUUM BREAKER AS REQUIRED WHERE CONSTRUCTION IS NOT ACCESSIBLE. ALL EXPOSED PIPING AT THE PANTRY SHALL BE STEEL WITH CHROME PLATED FINISH.
17. CONTRACTOR SHALL GUARANTEE ALL WORK PERFORMED UNDER THIS CONTRACT FOR ONE YEAR, STARTING FROM DATE OF FINAL COMPLETION OF ALL WORK.
18. PROVIDE CLEANOUTS FOR CHANGES IN DIRECTION FOR ALL SANITARY PIPING.
19. PLUMBING CONTRACTOR SHALL COORDINATE ALL FLOOR CORING SLEEVES AND FLOOR OPENINGS WITH STRUCTURAL DRAWINGS.
20. ALL EXPOSED PIPING PENETRATIONS THROUGH WALLS OR CEILINGS SHALL BE PROVIDED WITH APPROPRIATE FIRE RETARDANT SEALANT AND ESCUTCHEONS.
21. THE CONTRACTOR MUST MAKE ALLOWANCE FOR NECESSARY MODIFICATIONS TO EXISTING CONDITIONS TO PERFORM WORK.
22. THE CONTRACTOR SHALL VERIFY IN THE FIELD THE EXACT LOCATION OF ALL EXISTING MAIN STACKS AND RISERS AND CONNECTIONS FROM EXISTING FIXTURES.
23. THE EXISTING SYSTEMS SHALL BE LEFT IN PERFECT WORKING ORDER UPON COMPLETION OF ALL NEW WORK.
24. COORDINATE THE NEW WATER, VENT AND SANITARY DRAINAGE PIPING CONNECTION TO THE EXISTING. THE CONTRACTOR SHALL MAKE THE NECESSARY PIPING MODIFICATIONS REQUIRED TO ACCOMMODATE THE CONNECTIONS.

WORK SCOPE

PLUMBING SYSTEM ALTERATIONS REQUIRED TO UNITE THE AREA OF WORK AND TIE THEM INTO THE BUILDING SYSTEMS SERVING OTHER FLOORS ABOVE AND BELOW. COORDINATION WITH THE ARCHITECTURAL DRAWINGS ARE REQUIRED TO MAINTAIN EXISTING SYSTEMS.

ALL REQUIRED LABOR, MATERIALS AND CONTRACTOR'S SERVICES NECESSARY FOR COMPLETE SAFE INSTALLATION OF PLUMBING WORK IN FULL CONFORMITY WITH REQUIREMENTS OF ALL AUTHORITIES HAVING JURISDICTION: ALL AS INDICATED ON DRAWINGS AND/OR HEREIN SPECIFIED, INCLUDING THE FOLLOWING:

1) REMOVAL OF EXISTING PLUMBING FIXTURES.
2) SANITARY DRAINAGE AND VENT PIPING, INCLUDING CONNECTIONS TO EXISTING PLUMBING RISER.
3) DOMESTIC WATER SUPPLY PIPING, INCLUDING CONNECTIONS TO EXISTING PLUMBING RISER, CONNECTIONS TO PLUMBING FIXTURES, EQUIPMENT AND ASSOCIATED VALVES.
4) PLUMBING FIXTURES
5) INSULATION.
6) CUTTING AND PATCHING.

KINGS COUNTY SUPREME COURT BUILDING ACCESSIBILITY RENOVATIONS

360 Adams Street
Brooklyn NY 11201

Conditions

ALL IDEAS, DESIGNS, ARRANGEMENTS AND PLANS INDICATED OR REPRESENTED BY THIS DRAWING ARE OWNED BY, AND THE PROPERTY OF RONNETTE RILEY ARCHITECT AND WERE CREATED, EVOLVED AND DEVELOPED FOR THE USE ON, AND IN CONNECTION WITH THE SPECIFIED PROJECT.
NONE OF SUCH IDEAS, DESIGNS, ARRANGEMENTS OR PLANS SHALL BE USED BY OR DISCLOSED TO ANY PERSON, FIRM OR CORPORATION FOR ANY PURPOSE WHATSOEVER WITHOUT THE WRITTEN PERMISSION OF RONNETTE RILEY ARCHITECT.

© Copyright Ronnette Riley *Architect* 2021

Ronnette Riley *Architect*

494 Eighth Avenue, 15th Floor
New York, NY 10001
T 212 594 4015
F 212 594 2868
www.ronnetteriley.com

MEP Engineer:

Loring Consulting Engineers, Inc.
360 West 31st Street, 14th Floor
New York, NY 10001-2727
T 212-563 7400
www.loringengineers.com
New York City .Washington, DC . Princeton . Durham . Toronto

Structural Engineer:

Silman
32 Old Slip, 10th Floor
New York, NY 10005
T 212-620 7970
www.Silman.com

Rev	Date	Issue
-	11 JUN 2021	SD Submission
-	22 OCT 2021	DD Review
-	23 NOV 2021	Issue for DD 50%
-	4 MAR 2022	Issue for Final DD
-	6 DEC 2022	CD Review
-	28 FEB 2023	CD Final

Title

PLUMBING SYMBOLS, ABBREV. AND NOTES

Date	06-11-2021
Project No.	12328.000
Drawing By	JF
CHK By	AS
Scale	-

DOB Rev
P-001.00
_ of __

DOB SCAN

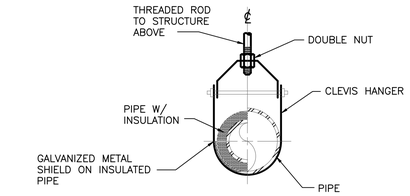

PIPE HANGER SCHEDULE

PIPE DIAMETER	SHIELD LENGTH	SHIELD THICKNESS	MAXIMUM PIPE SUPPORT SPACING					
			STEEL PIPE		CAST IRON PIPE		COPPER PIPE	
			ROD DIA	SUPPORT SPACING	ROD DIA	SUPPORT SPACING	ROD DIA	SUPPORT SPACING
1/2"	12"	18 USSG	3/8"	5'-0"	—	——	3/8"	5'-0"
3/4"				6'-0"	—	——		5'-0"
1"				7'-0"	—	——		6'-0"
1 1/4"				8'-0"	—	——		7'-0"
1 1/2"				9'-0"	3/8"	5'-0"		8'-0"
2"				10'-0"	1/2"	5'-0"		8'-0"
2 1/2"			1/2"	11'-0"		5'-0"	1/2"	9'-0"
3"			1/2"	12'-0"		5'-0"	1/2"	10'-0"

PIPE HANGAR DETAIL
NOT TO SCALE

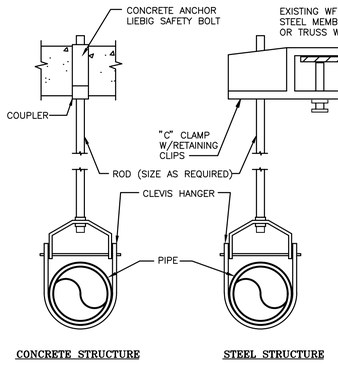

NOTES:

1. INCREASE CLEVIS HANGER SIZE TO ALLOW FOR INSULATION OF THOSE LINES REQUIRING INSULATION.
2. FOR INSULATED LINES USE STEEL PIPE SHIELDS AT HANGER POINTS.
3. THE ABOVE DETAIL SHALL BE USED ONLY FOR LINES UP TO AND INCLUDING 4" IN SIZE.
4. HANGING DETAILS SHALL BE SUBMITTED TO BUILDING APPROVED STRUCTURAL ENGINEER FOR REVIEW AND APPROVAL.
5. SEE SPECIFICATIONS FOR HANGER SPACING AND ROD SIZES.
6. REPAIR FIRE PROOFING AT REMOVED AND NEW SUPPORT CONNECTIONS.

TYPICAL HANGER DETAILS
NOT TO SCALE

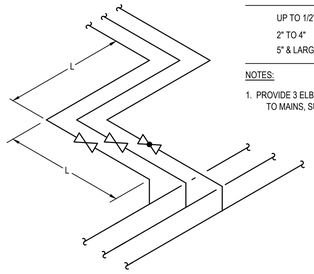

PIPE SIZE	MINIMUM OFFSET LENGTH L (FT.)
UP TO 1/2"	2
2" TO 4"	3
5" & LARGER	4

NOTES:

1. PROVIDE 3 ELBOW OFFSET FOR ALL CONNECTIONS TO MAINS, SUB MAINS AND BRANCHES.

TYPICAL BRANCH TAKEOFF
NOT TO SCALE

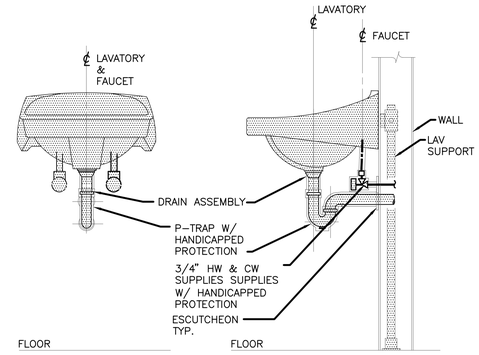

LAVATORY DETAIL
NOT TO SCALE

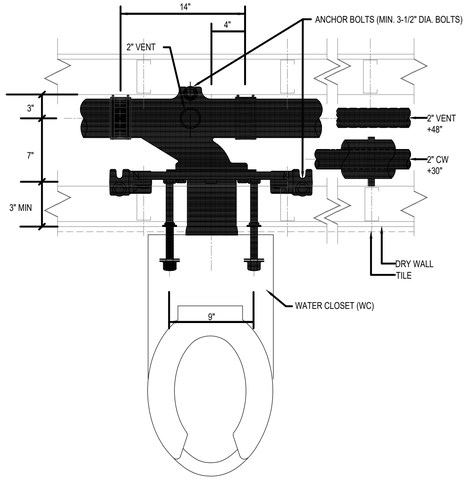

WALL MOUNTED WATER CLOSET DETAIL
NOT TO SCALE

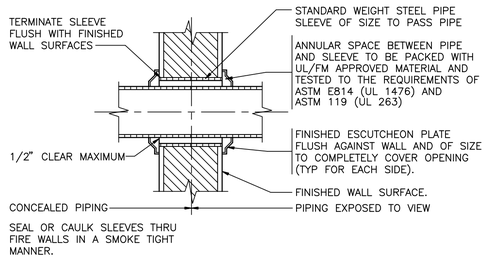

DETAIL OF PIPE PENETRATING THRU FIRE RATED WALL AND FLOOR
NOT TO SCALE

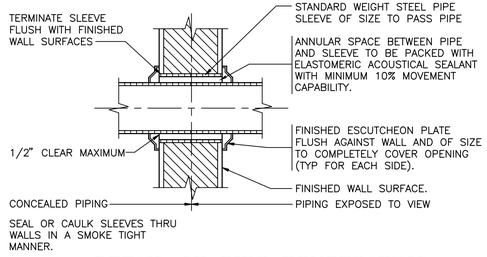

DETAIL OF PIPE PENETRATING THRU NON FIRE RATED WALL
NOT TO SCALE

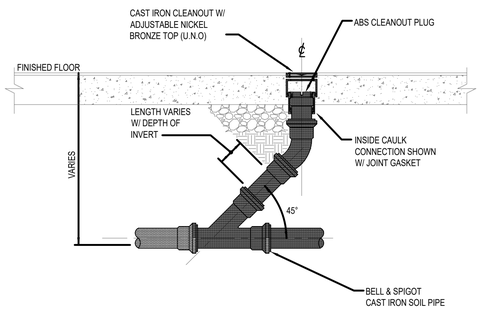

CLEANOUT DECK PLATE DETAIL
NOT TO SCALE

KINGS COUNTY SUPREME COURT BUILDING ACCESSIBILITY RENOVATIONS

360 Adams Street
Brooklyn NY 11201

Conditions

ALL IDEAS, DESIGNS, ARRANGEMENTS AND PLANS INDICATED OR REPRESENTED BY THIS DRAWING ARE OWNED BY, AND THE PROPERTY OF RONNETTE RILEY ARCHITECT AND WERE CREATED, EVOLVED AND DEVELOPED FOR THE USE ON, AND IN CONNECTION WITH THE SPECIFIED PROJECT.
NONE OF SUCH IDEAS, DESIGNS, ARRANGEMENTS OR PLANS SHALL BE USED BY OR DISCLOSED TO ANY PERSON, FIRM OR CORPORATION FOR ANY PURPOSE WHATSOEVER WITHOUT THE WRITTEN PERMISSION OF RONNETTE RILEY ARCHITECT.

© Copyright Ronnette Riley *Architect* 2021

Ronnette Riley *Architect*

494 Eighth Avenue, 15th Floor
New York, NY 10001
T 212 594 4015
F 212 594 2868
www.ronnetteriley.com

MEP Engineer:

Loring Consulting Engineers, Inc.
360 West 31st Street, 14th Floor
New York, NY 10001-2727
T 212-563 7400
www.loringengineers.com
New York City .Washington, DC . Princeton . Durham . Toronto

Structural Engineer:

Silman
32 Old Slip, 10th Floor
New York, NY 10005
T 212-620 7970
www.Silman.com

Rev	Date	Issue
-	11 JUN 2021	SD Submission
-	22 OCT 2021	DD Review
-	23 NOV 2021	Issue for DD 50%
-	4 MAR 2022	Issue for Final DD
-	6 DEC 2022	CD Review
-	28 FEB 2023	CD Final

Title

PLUMBING DETAILS

Date	06-11-2021
Project No.	12328.000
Drawing By	JF
CHK By	AS
Scale	-

DOB Rev
P-002.00
_ of __

DOB SCAN

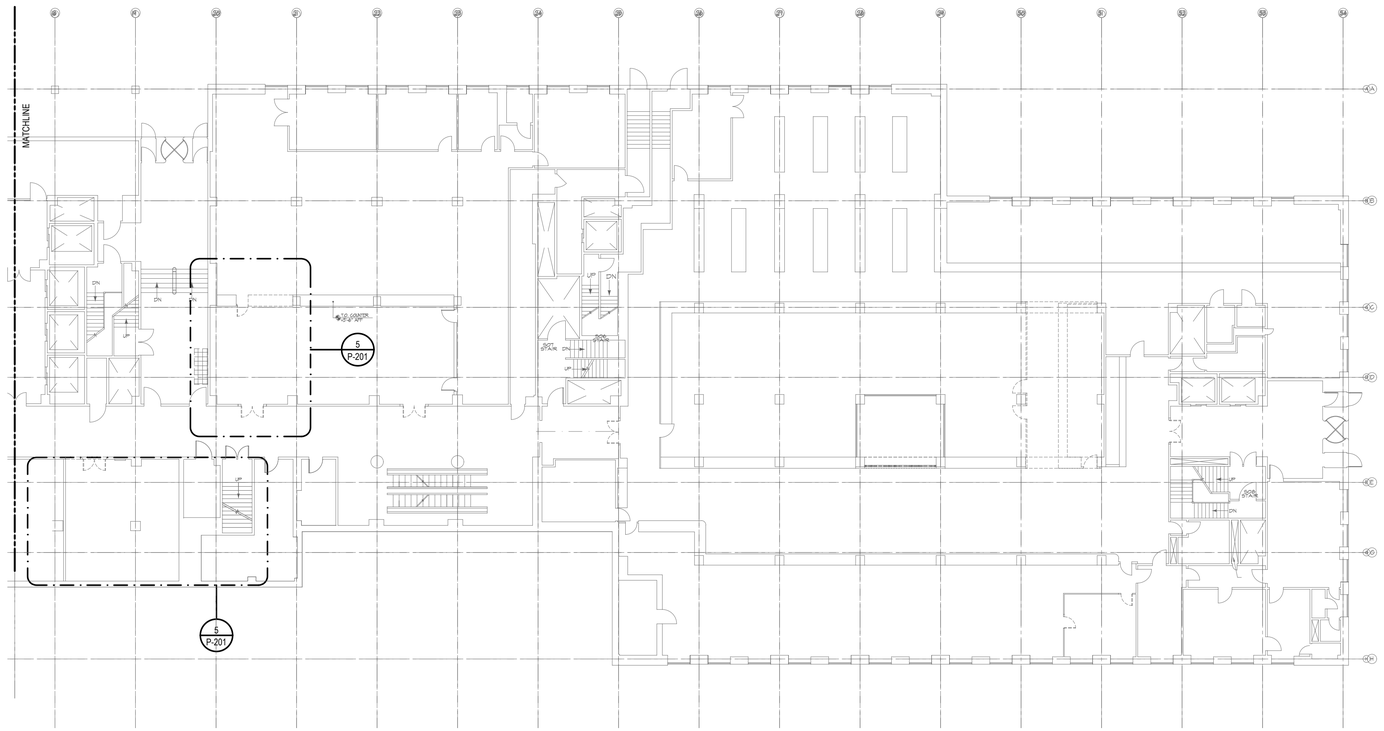

1 1ST FLOOR KEYPLAN
1/16"=1'-0"

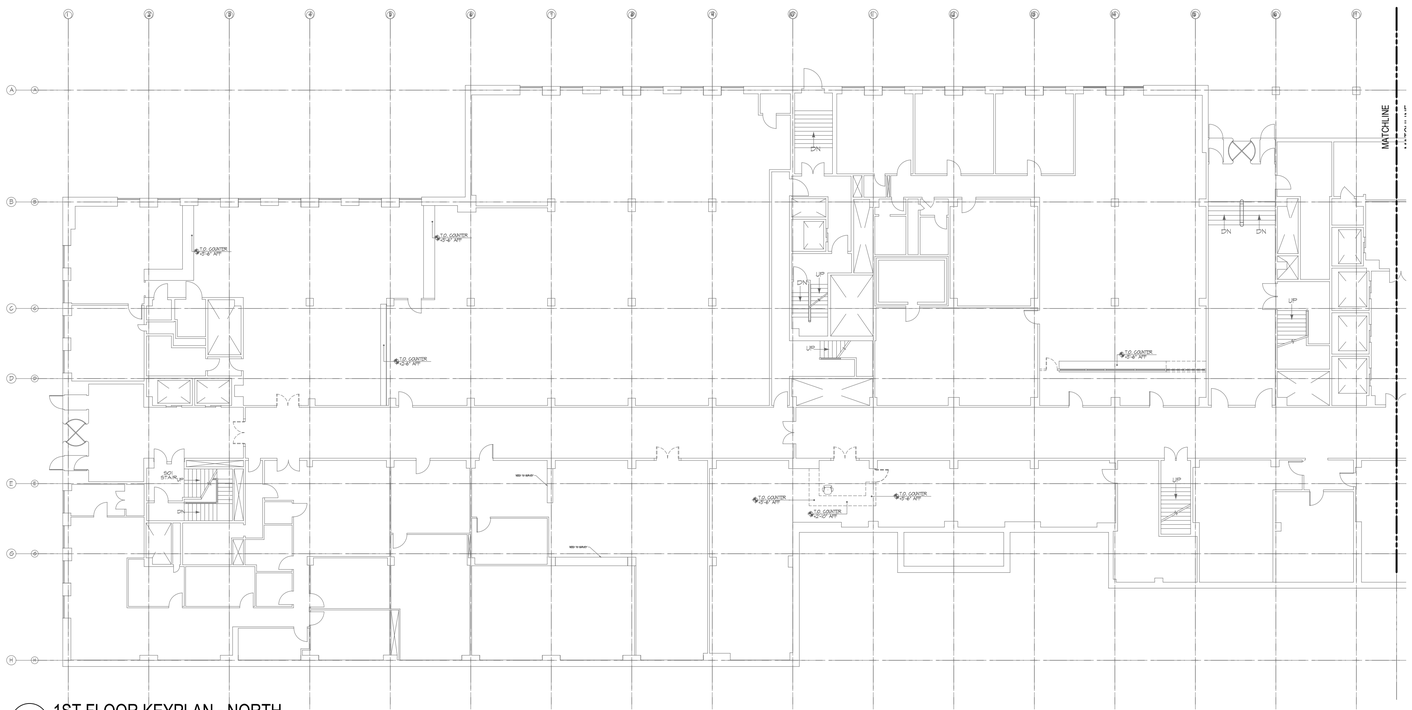

1 1ST FLOOR KEYPLAN - NORTH
1/16"=1'-0"

N 0 8 16 32 FEET

KINGS COUNTY SUPREME COURT BUILDING ACCESSIBILITY RENOVATIONS

360 Adams Street
Brooklyn NY 11201

Conditions

ALL IDEAS, DESIGNS, ARRANGEMENTS AND PLANS INDICATED OR REPRESENTED BY THIS DRAWING ARE OWNED BY, AND THE PROPERTY OF RONNETTE RILEY ARCHITECT AND WERE CREATED, EVOLVED AND DEVELOPED FOR THE USE ON, AND IN CONNECTION WITH THE SPECIFIED PROJECT.
NONE OF SUCH IDEAS, DESIGNS, ARRANGEMENTS OR PLANS SHALL BE USED BY OR DISCLOSED TO ANY PERSON, FIRM OR CORPORATION FOR ANY PURPOSE WHATSOEVER WITHOUT THE WRITTEN PERMISSION OF RONNETTE RILEY ARCHITECT.

© Copyright Ronnette Riley *Architect* 2021

Ronnette Riley *Architect*

494 Eighth Avenue, 15th Floor
New York, NY 10001
T 212 594 4015
F 212 594 2868
www.ronnetteriley.com

MEP Engineer:

Loring Consulting Engineers, Inc.
360 West 31st Street, 14th Floor
New York, NY 10001-2727
T 212-563 7400
www.loringengineers.com
New York City .Washington, DC . Princeton . Durham . Toronto

Structural Engineer:

Silman
32 Old Slip, 10th Floor
New York, NY 10005
T 212-620 7970
www.Silman.com

Rev	Date	Issue
-	11 JUN 2021	SD Submission
-	22 OCT 2021	DD Review
-	23 NOV 2021	Issue for DD 50%
-	4 MAR 2022	Issue for Final DD
-	6 DEC 2022	CD Review
-	28 FEB 2023	CD Final

Title

PLUMBING 1ST FLOOR KEY PLAN

Date	06-11-2021
Project No.	12328.000
Drawing By	JF
CHK By	AS
Scale	ASNOTED

DOB Rev
P-101.00
_ of ___

DOB SCAN

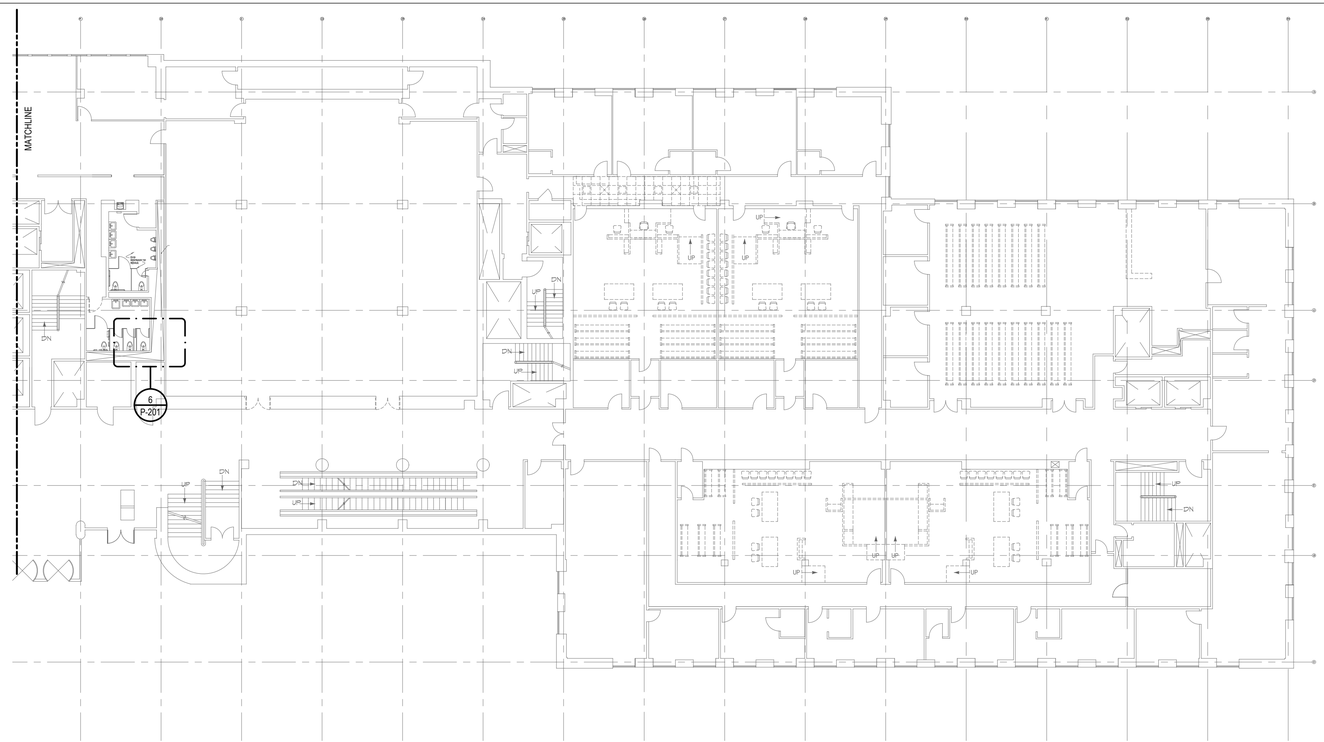

2 2ND FLOOR KEYPLAN - SOUTH
1/16"=1'-0"

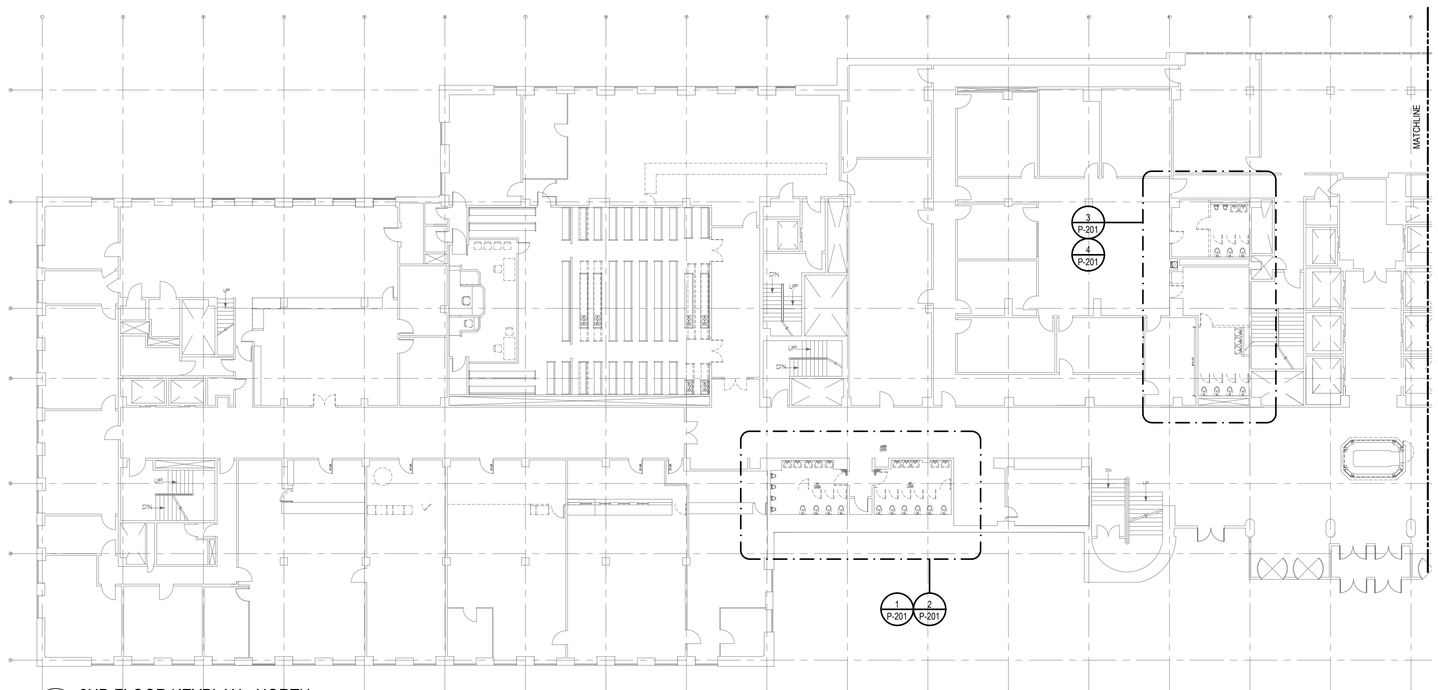

1 2ND FLOOR KEYPLAN - NORTH
1/16"=1'-0"

N 0 8 16 32 FEET

KINGS COUNTY SUPREME COURT BUILDING ACCESSIBILITY RENOVATIONS

360 Adams Street
Brooklyn NY 11201

Conditions

ALL IDEAS, DESIGNS, ARRANGEMENTS AND PLANS INDICATED OR REPRESENTED BY THIS DRAWING ARE OWNED BY, AND THE PROPERTY OF RONNETTE RILEY ARCHITECT AND WERE CREATED, EVOLVED AND DEVELOPED FOR THE USE ON, AND IN CONNECTION WITH THE SPECIFIED PROJECT.
NONE OF SUCH IDEAS, DESIGNS, ARRANGEMENTS OR PLANS SHALL BE USED BY OR DISCLOSED TO ANY PERSON, FIRM OR CORPORATION FOR ANY PURPOSE WHATSOEVER WITHOUT THE WRITTEN PERMISSION OF RONNETTE RILEY ARCHITECT.

© Copyright Ronnette Riley *Architect* 2021

Ronnette Riley *Architect*

494 Eighth Avenue, 15th Floor
New York, NY 10001
T 212 594 4015
F 212 594 2868
www.ronnetteriley.com

MEP Engineer:

Loring Consulting Engineers, Inc.
360 West 31st Street, 14th Floor
New York, NY 10001-2727
T 212-563 7400
www.loringengineers.com
New York City .Washington, DC . Princeton . Durham . Toronto

Structural Engineer:

Silman
32 Old Slip, 10th Floor
New York, NY 10005
T 212-620 7970
www.Silman.com

Rev	Date	Issue
-	11 JUN 2021	SD Submission
-	22 OCT 2021	DD Review
-	23 NOV 2021	Issue for DD 50%
-	4 MAR 2022	Issue for Final DD
-	6 DEC 2022	CD Review
-	28 FEB 2023	CD Final

Title

PLUMBING 2ND FLOOR KEY PLAN

Date	06-11-2021
Project No.	12328.000
Drawing By	JF
CHK By	AS
Scale	-

DOB Rev
P-102.00
_ of __

DOB SCAN

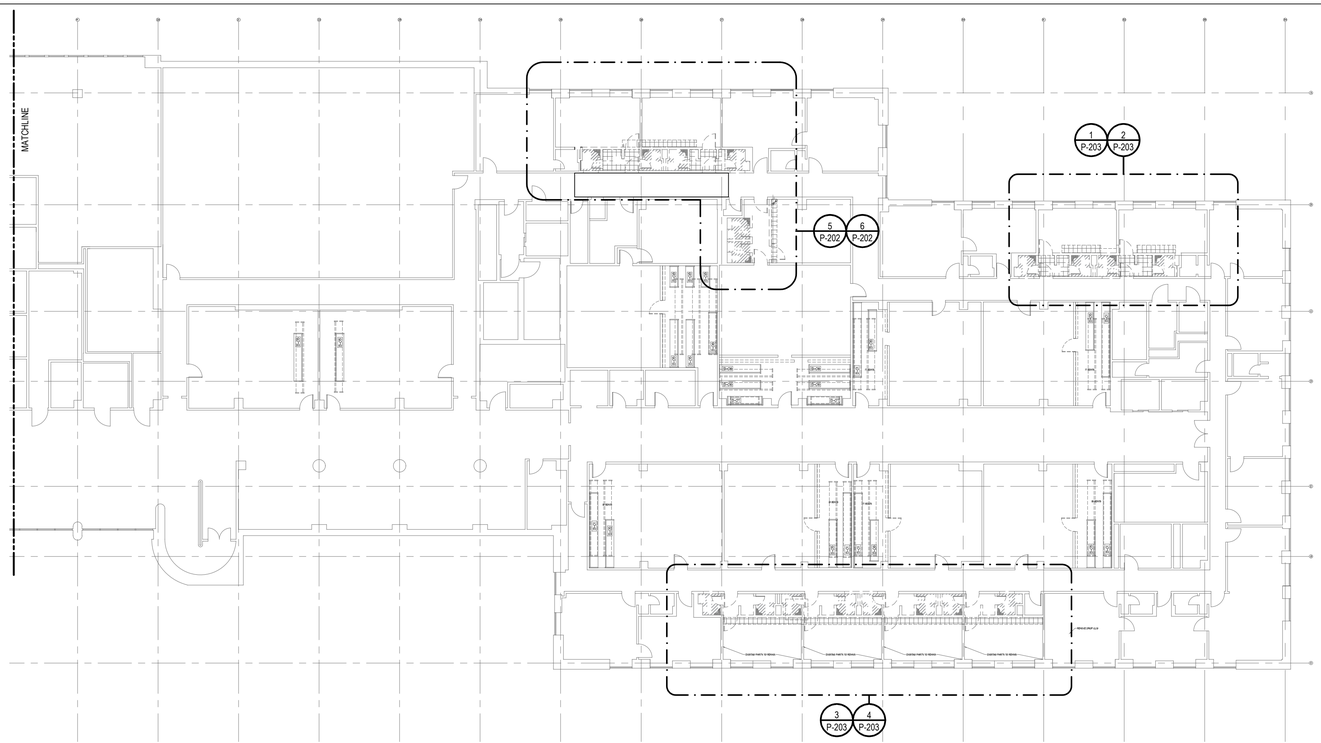

2 3RD FLOOR KEYPLAN - SOUTH
1/16"=1'-0"

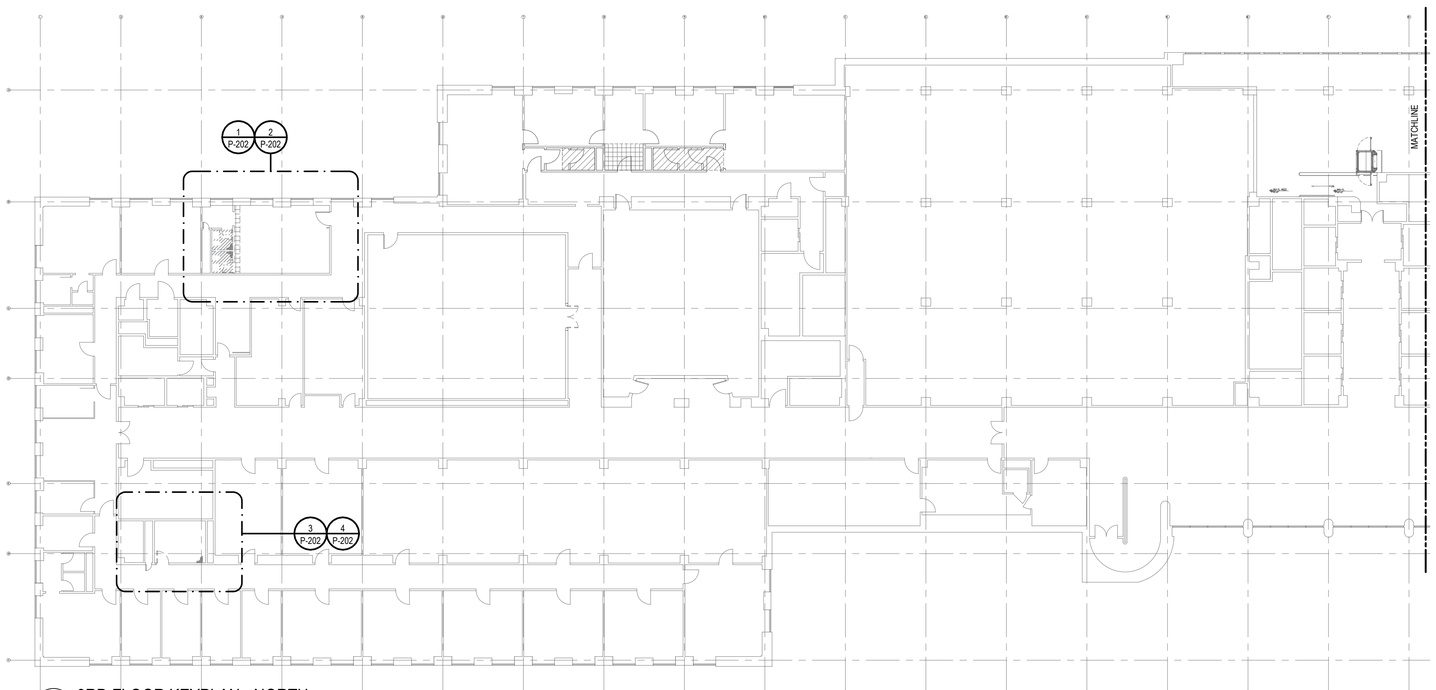

1 3RD FLOOR KEYPLAN - NORTH
1/16"=1'-0"

N 0 8 16 32 FEET

KINGS COUNTY SUPREME COURT BUILDING ACCESSIBILITY RENOVATIONS

360 Adams Street
Brooklyn NY 11201

Conditions

ALL IDEAS, DESIGNS, ARRANGEMENTS AND PLANS INDICATED OR REPRESENTED BY THIS DRAWING ARE OWNED BY, AND THE PROPERTY OF RONNETTE RILEY ARCHITECT AND WERE CREATED, EVOLVED AND DEVELOPED FOR THE USE ON, AND IN CONNECTION WITH THE SPECIFIED PROJECT.
NONE OF SUCH IDEAS, DESIGNS, ARRANGEMENTS OR PLANS SHALL BE USED BY OR DISCLOSED TO ANY PERSON, FIRM OR CORPORATION FOR ANY PURPOSE WHATSOEVER WITHOUT THE WRITTEN PERMISSION OF RONNETTE RILEY ARCHITECT.

© Copyright Ronnette Riley *Architect* 2021

Ronnette Riley *Architect*

494 Eighth Avenue, 15th Floor
New York, NY 10001
T 212 594 4015
F 212 594 2868
www.ronnetteriley.com

MEP Engineer:

Loring Consulting Engineers, Inc.
360 West 31st Street, 14th Floor
New York, NY 10001-2727
T 212-563 7400
www.loringengineers.com
New York City .Washington, DC . Princeton . Durham . Toronto

Structural Engineer:

Silman
32 Old Slip, 10th Floor
New York, NY 10005
T 212-620 7970
www.Silman.com

Rev	Date	Issue
-	11 JUN 2021	SD Submission
-	22 OCT 2021	DD Review
-	23 NOV 2021	Issue for DD 50%
-	4 MAR 2022	Issue for Final DD
-	6 DEC 2022	CD Review
-	28 FEB 2023	CD Final

Title

PLUMBING 3RD FLOOR KEY PLAN

Date	06-11-2021
Project No.	12328.000
Drawing By	JF
CHK By	AS
Scale	AS NOTED

DOB Rev
P-103.00
_ of __

DOB SCAN

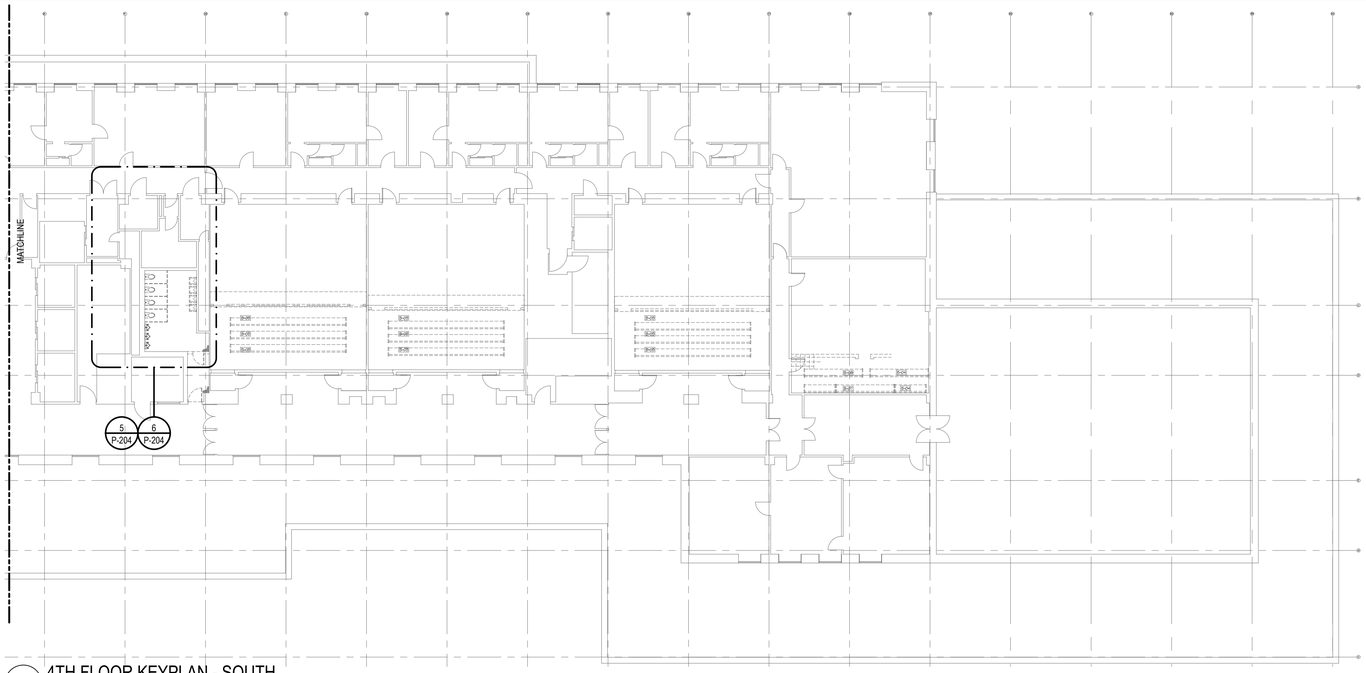

2 4TH FLOOR KEYPLAN - SOUTH
1/16"=1'-0"

1 4TH FLOOR KEYPLAN - NORTH
1/16"=1'-0"

N 0 8 16 32 FEET

KINGS COUNTY SUPREME COURT BUILDING ACCESSIBILITY RENOVATIONS

360 Adams Street
Brooklyn NY 11201

Conditions

ALL IDEAS, DESIGNS, ARRANGEMENTS AND PLANS INDICATED OR REPRESENTED BY THIS DRAWING ARE OWNED BY, AND THE PROPERTY OF RONNETTE RILEY ARCHITECT AND WERE CREATED, EVOLVED AND DEVELOPED FOR THE USE ON, AND IN CONNECTION WITH THE SPECIFIED PROJECT.
NONE OF SUCH IDEAS, DESIGNS, ARRANGEMENTS OR PLANS SHALL BE USED BY OR DISCLOSED TO ANY PERSON, FIRM OR CORPORATION FOR ANY PURPOSE WHATSOEVER WITHOUT THE WRITTEN PERMISSION OF RONNETTE RILEY ARCHITECT.

© Copyright Ronnette Riley *Architect* 2021

Ronnette Riley *Architect*

494 Eighth Avenue, 15th Floor
New York, NY 10001
T 212 594 4015
F 212 594 2868
www.ronnetteriley.com

MEP Engineer:

Loring Consulting Engineers, Inc.
360 West 31st Street, 14th Floor
New York, NY 10001-2727
T 212-563 7400
www.loringengineers.com
New York City .Washington, DC . Princeton . Durham . Toronto

Structural Engineer:

Silman
32 Old Slip, 10th Floor
New York, NY 10005
T 212-620 7970
www.Silman.com

Rev	Date	Issue
-	11 JUN 2021	SD Submission
-	22 OCT 2021	DD Review
-	23 NOV 2021	Issue for DD 50%
-	4 MAR 2022	Issue for Final DD
-	6 DEC 2022	CD Review
-	28 FEB 2023	CD Final

Title

PLUMBING 4TH FLOOR KEY PLAN

Date	06-11-2021
Project No.	12328.000
Drawing By	JF
CHK By	AS
Scale	AS NOTED

DOB Rev
P-104.00
_ of __

DOB SCAN

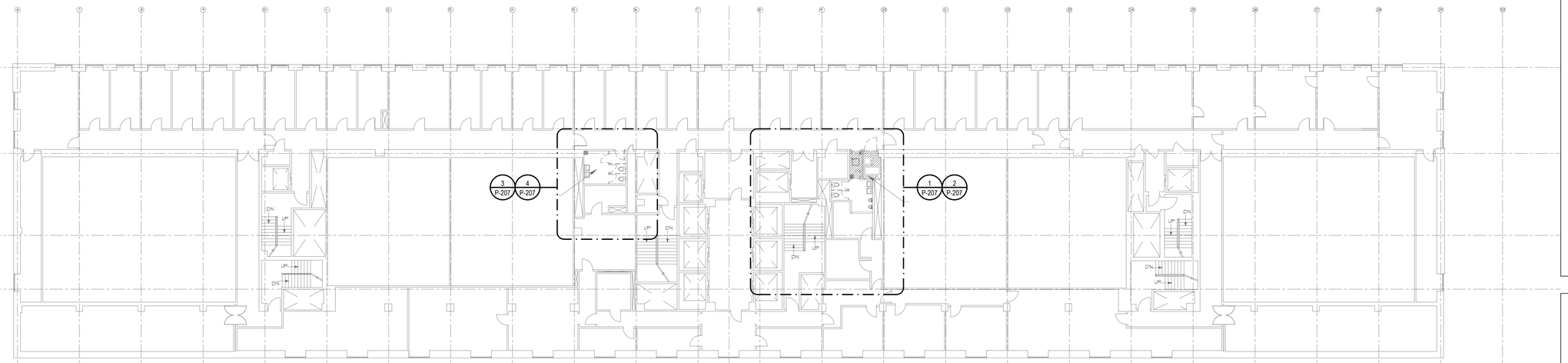

2 6TH FLOOR KEYPLAN
1/16"=1'-0"

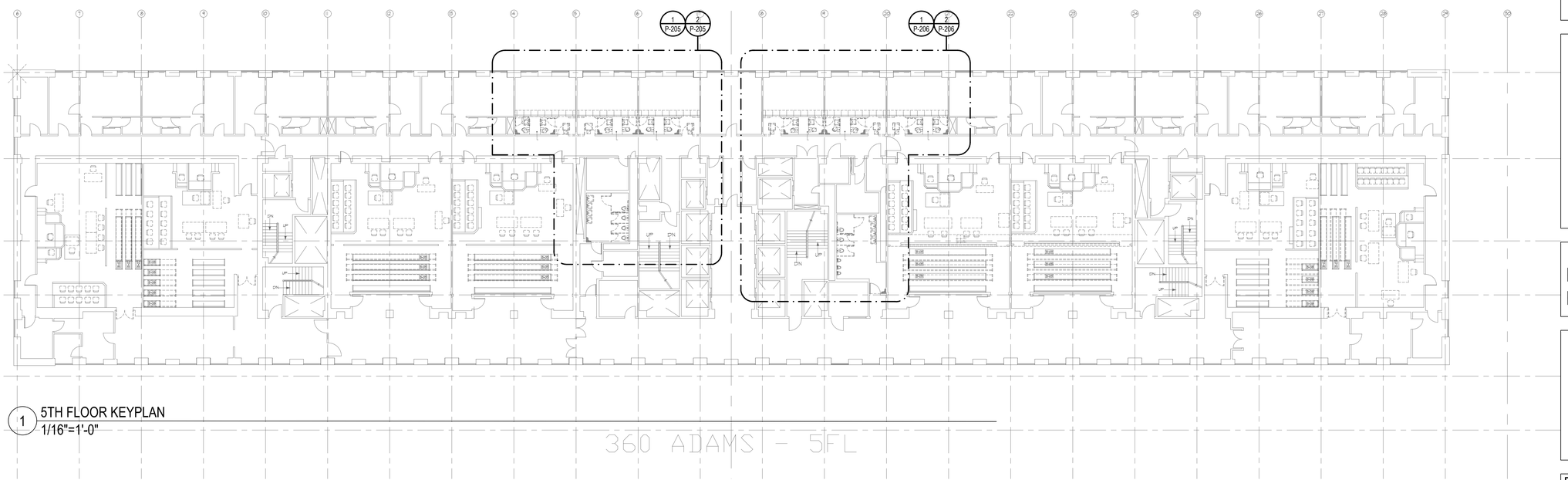

1 5TH FLOOR KEYPLAN
1/16"=1'-0"

N 0 8 16 32 FEET

KINGS COUNTY SUPREME COURT BUILDING ACCESSIBILITY RENOVATIONS

360 Adams Street
Brooklyn NY 11201

Conditions

ALL IDEAS, DESIGNS, ARRANGEMENTS AND PLANS INDICATED OR REPRESENTED BY THIS DRAWING ARE OWNED BY, AND THE PROPERTY OF RONNETTE RILEY ARCHITECT AND WERE CREATED, EVOLVED AND DEVELOPED FOR THE USE ON, AND IN CONNECTION WITH THE SPECIFIED PROJECT.
NONE OF SUCH IDEAS, DESIGNS, ARRANGEMENTS OR PLANS SHALL BE USED BY OR DISCLOSED TO ANY PERSON, FIRM OR CORPORATION FOR ANY PURPOSE WHATSOEVER WITHOUT THE WRITTEN PERMISSION OF RONNETTE RILEY ARCHITECT.

© Copyright Ronnette Riley *Architect* 2021

Ronnette Riley *Architect*

494 Eighth Avenue, 15th Floor
New York, NY 10001
T 212 594 4015
F 212 594 2868
www.ronnetteriley.com

MEP Engineer:

Loring Consulting Engineers, Inc.
360 West 31st Street, 14th Floor
New York, NY 10001-2727
T 212-563 7400
www.loringengineers.com
New York City .Washington, DC . Princeton . Durham . Toronto

Structural Engineer:

Silman
32 Old Slip, 10th Floor
New York, NY 10005
T 212-620 7970
www.Silman.com

Rev	Date	Issue
-	11 JUN 2021	SD Submission
-	22 OCT 2021	DD Review
-	23 NOV 2021	Issue for DD 50%
-	4 MAR 2022	Issue for Final DD
-	6 DEC 2022	CD Review
-	28 FEB 2023	CD Final

Title

PLUMBING 5TH AND 6TH FLOOR KEY PLAN

Date	06-11-2021
Project No.	12328.000
Drawing By	JF
CHK By	AS
Scale	AS NOTED

DOB Rev
P-105.00
_ of ___

DOB SCAN

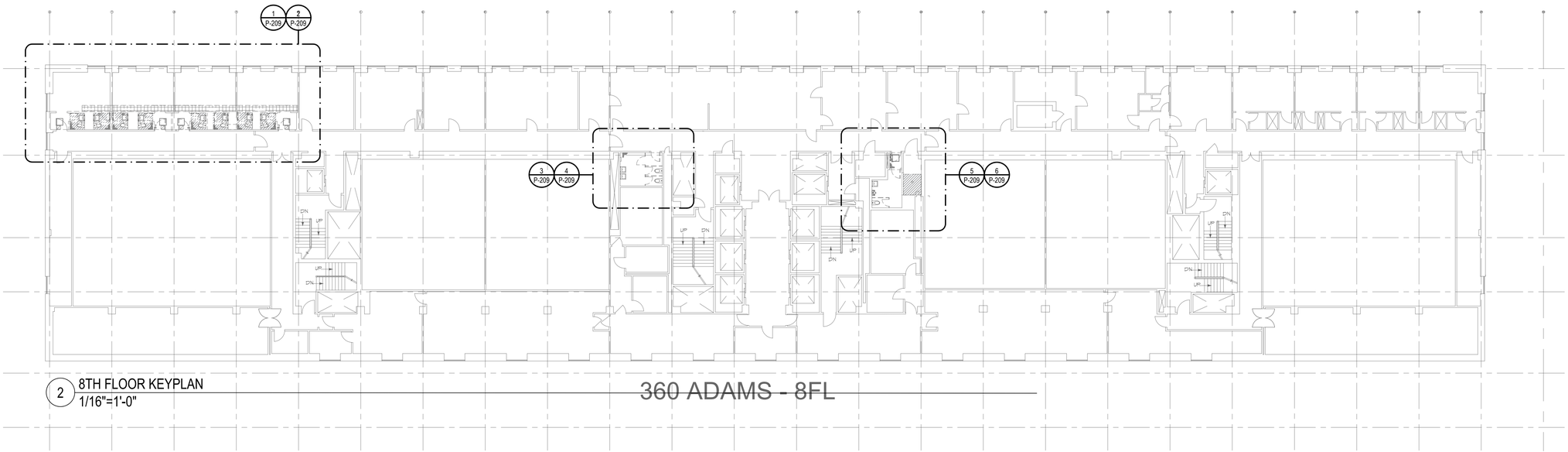

2 8TH FLOOR KEYPLAN
1/16"=1'-0"

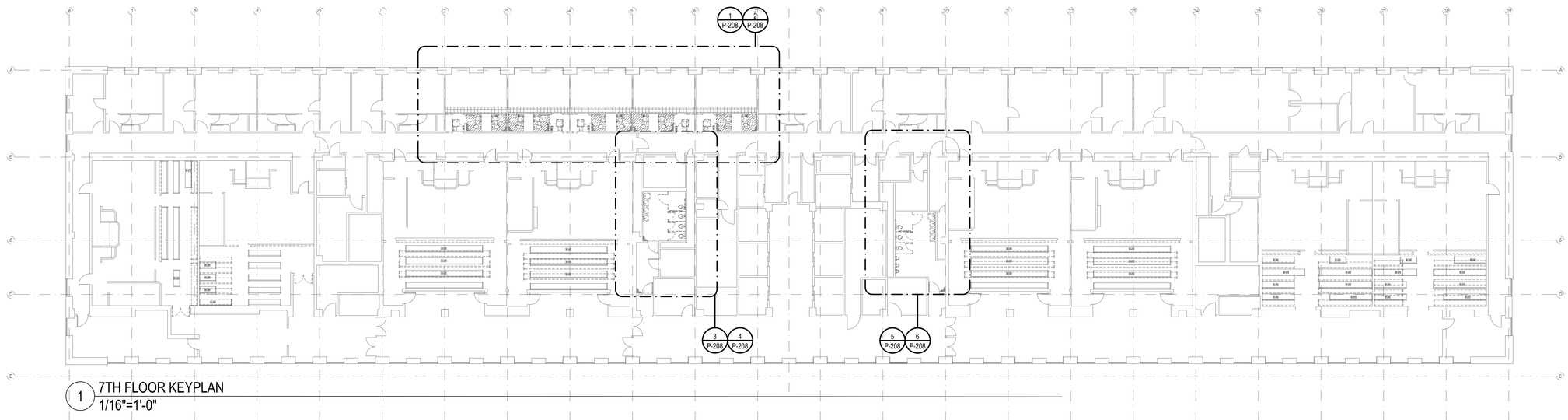

1 7TH FLOOR KEYPLAN
1/16"=1'-0"

N 0 8 16 32 FEET

KINGS COUNTY SUPREME COURT BUILDING ACCESSIBILITY RENOVATIONS

360 Adams Street
Brooklyn NY 11201

Conditions

ALL IDEAS, DESIGNS, ARRANGEMENTS AND PLANS INDICATED OR REPRESENTED BY THIS DRAWING ARE OWNED BY, AND THE PROPERTY OF RONNETTE RILEY ARCHITECT AND WERE CREATED, EVOLVED AND DEVELOPED FOR THE USE ON, AND IN CONNECTION WITH THE SPECIFIED PROJECT.
NONE OF SUCH IDEAS, DESIGNS, ARRANGEMENTS OR PLANS SHALL BE USED BY OR DISCLOSED TO ANY PERSON, FIRM OR CORPORATION FOR ANY PURPOSE WHATSOEVER WITHOUT THE WRITTEN PERMISSION OF RONNETTE RILEY ARCHITECT.

© Copyright Ronnette Riley *Architect* 2021

Ronnette Riley *Architect*

494 Eighth Avenue, 15th Floor
New York, NY 10001
T 212 594 4015
F 212 594 2868
www.ronnetteriley.com

MEP Engineer:

Loring Consulting Engineers, Inc.
360 West 31st Street, 14th Floor
New York, NY 10001-2727
T 212-563 7400
www.loringengineers.com
New York City .Washington, DC . Princeton . Durham . Toronto

Structural Engineer:

Silman
32 Old Slip, 10th Floor
New York, NY 10005
T 212-620 7970
www.Silman.com

Rev	Date	Issue
-	11 JUN 2021	SD Submission
-	22 OCT 2021	DD Review
-	23 NOV 2021	Issue for DD 50%
-	4 MAR 2022	Issue for Final DD
-	6 DEC 2022	CD Review
-	28 FEB 2023	CD Final

Title

PLUMBING 7TH AND 8TH FLOOR KEY PLAN

Date	06-11-2021
Project No.	12328.000
Drawing By	JF
CHK By	AS
Scale	AS NOTED

DOB Rev
P-106.00
_ of ___

DOB SCAN

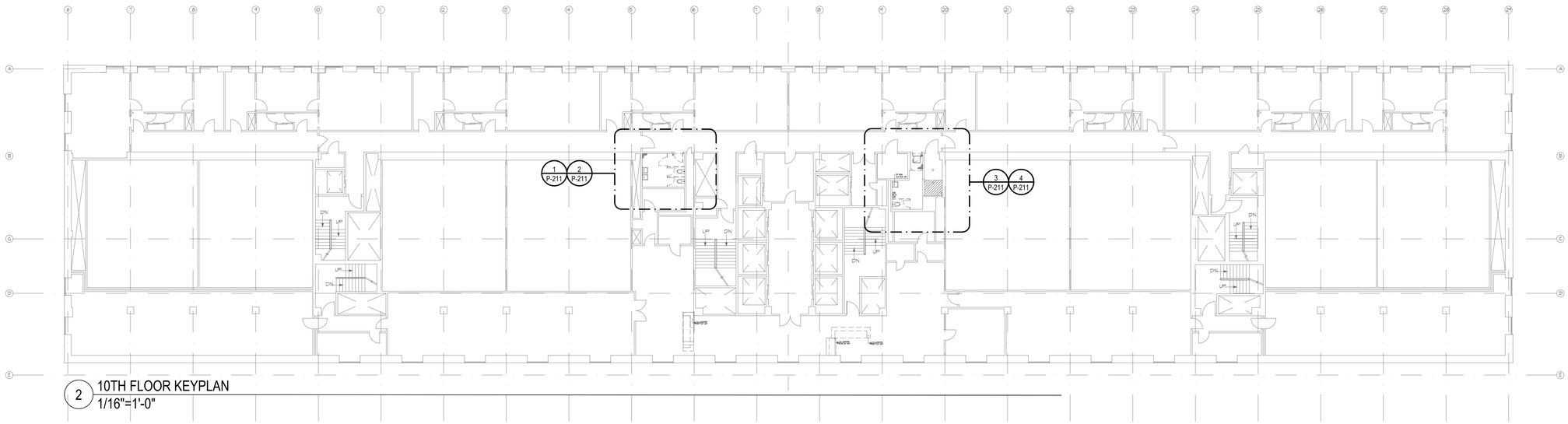

2 10TH FLOOR KEYPLAN
1/16"=1'-0"

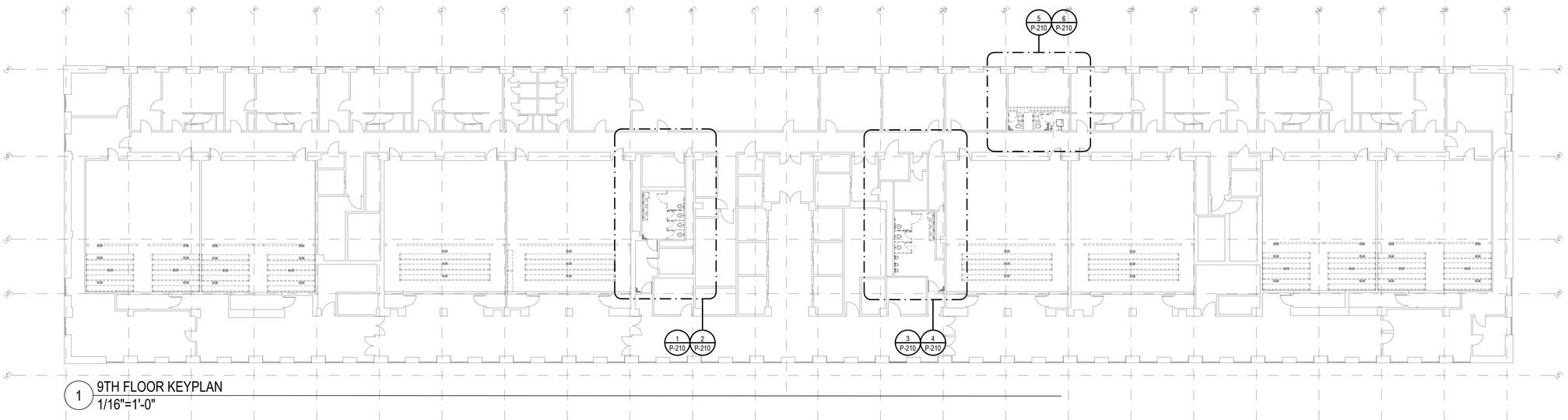

1 9TH FLOOR KEYPLAN
1/16"=1'-0"

N 0 8 16 32 FEET

KINGS COUNTY SUPREME COURT BUILDING ACCESSIBILITY RENOVATIONS

360 Adams Street
Brooklyn NY 11201

Conditions

ALL IDEAS, DESIGNS, ARRANGEMENTS AND PLANS INDICATED OR REPRESENTED BY THIS DRAWING ARE OWNED BY, AND THE PROPERTY OF RONNETTE RILEY ARCHITECT AND WERE CREATED, EVOLVED AND DEVELOPED FOR THE USE ON, AND IN CONNECTION WITH THE SPECIFIED PROJECT.
NONE OF SUCH IDEAS, DESIGNS, ARRANGEMENTS OR PLANS SHALL BE USED BY OR DISCLOSED TO ANY PERSON, FIRM OR CORPORATION FOR ANY PURPOSE WHATSOEVER WITHOUT THE WRITTEN PERMISSION OF RONNETTE RILEY ARCHITECT.

© Copyright Ronnette Riley *Architect* 2021

Ronnette Riley *Architect*

494 Eighth Avenue, 15th Floor
New York, NY 10001
T 212 594 4015
F 212 594 2868
www.ronnetteriley.com

MEP Engineer:

Loring Consulting Engineers, Inc.
360 West 31st Street, 14th Floor
New York, NY 10001-2727
T 212-563 7400
www.loringengineers.com
New York City .Washington, DC . Princeton . Durham . Toronto

Structural Engineer:

Silman
32 Old Slip, 10th Floor
New York, NY 10005
T 212-620 7970
www.Silman.com

Rev	Date	Issue
-	11 JUN 2021	SD Submission
-	22 OCT 2021	DD Review
-	23 NOV 2021	Issue for DD 50%
-	4 MAR 2022	Issue for Final DD
-	6 DEC 2022	CD Review
-	28 FEB 2023	CD Final

Title

PLUMBING 9TH AND 10TH FLOOR KEY PLAN

Date	06-11-2021
Project No.	12328.000
Drawing By	JF
CHK By	AS
Scale	AS NOTED

DOB Rev
P-107.00
_ of ___

DOB SCAN

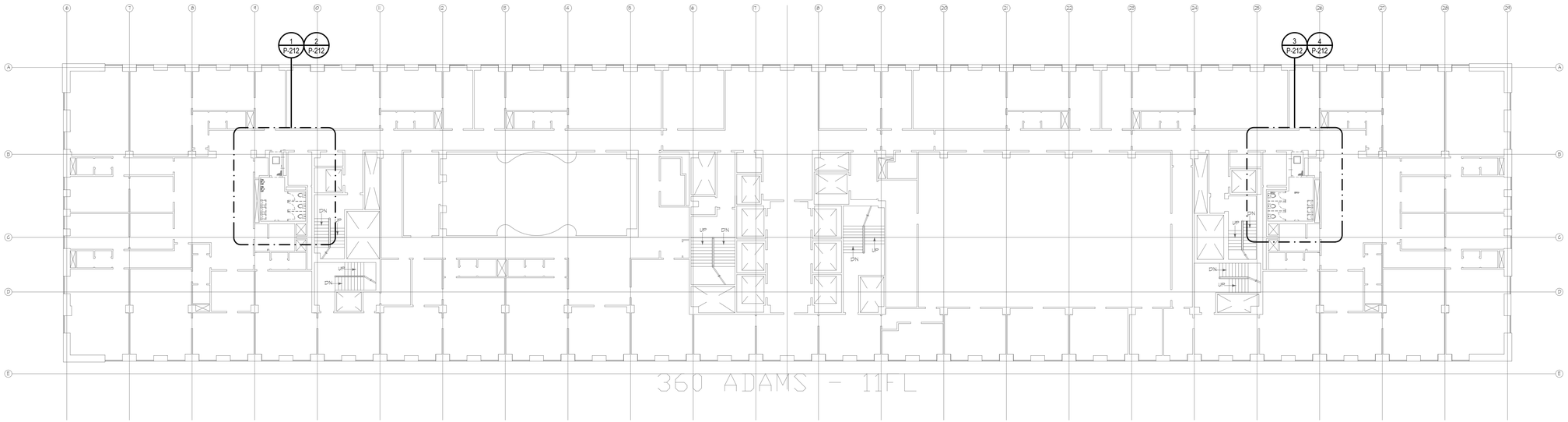

1 11TH FLOOR KEYPLAN - SOUTH
1/16"=1'-0"

N 0 8 16 32 FEET

KINGS COUNTY SUPREME COURT BUILDING ACCESSIBILITY RENOVATIONS

360 Adams Street
Brooklyn NY 11201

Conditions

ALL IDEAS, DESIGNS, ARRANGEMENTS AND PLANS INDICATED OR REPRESENTED BY THIS DRAWING ARE OWNED BY, AND THE PROPERTY OF RONNETTE RILEY ARCHITECT AND WERE CREATED, EVOLVED AND DEVELOPED FOR THE USE ON, AND IN CONNECTION WITH THE SPECIFIED PROJECT.
NONE OF SUCH IDEAS, DESIGNS, ARRANGEMENTS OR PLANS SHALL BE USED BY OR DISCLOSED TO ANY PERSON, FIRM OR CORPORATION FOR ANY PURPOSE WHATSOEVER WITHOUT THE WRITTEN PERMISSION OF RONNETTE RILEY ARCHITECT.

© Copyright Ronnette Riley *Architect* 2021

Ronnette Riley *Architect*

494 Eighth Avenue, 15th Floor
New York, NY 10001
T 212 594 4015
F 212 594 2868
www.ronnetteriley.com

MEP Engineer:

Loring Consulting Engineers, Inc.
360 West 31st Street, 14th Floor
New York, NY 10001-2727
T 212-563 7400
www.loringengineers.com
New York City .Washington, DC . Princeton . Durham . Toronto

Structural Engineer:

Silman
32 Old Slip, 10th Floor
New York, NY 10005
T 212-620 7970
www.Silman.com

Rev	Date	Issue
-	11 JUN 2021	SD Submission
-	22 OCT 2021	DD Review
-	23 NOV 2021	Issue for DD 50%
-	4 MAR 2022	Issue for Final DD
-	6 DEC 2022	CD Review
-	28 FEB 2023	CD Final

Title

PLUMBING 11TH FLOOR KEY PLAN

Date	06-11-2021
Project No.	12328.000
Drawing By	JF
CHK By	AS
Scale	AS NOTED

DOB Rev
P-108.00
_ of ___

DOB SCAN

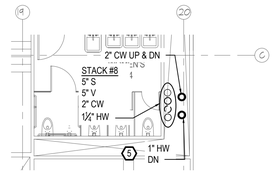

6 2ND FLOOR CONSTRUCTION PLAN
1/8"=1'-0"

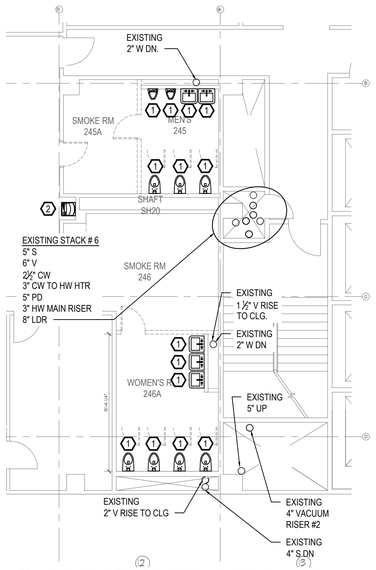

3 2ND FLOOR SELECTIVE REMOVAL PLAN
1/8"=1'-0"

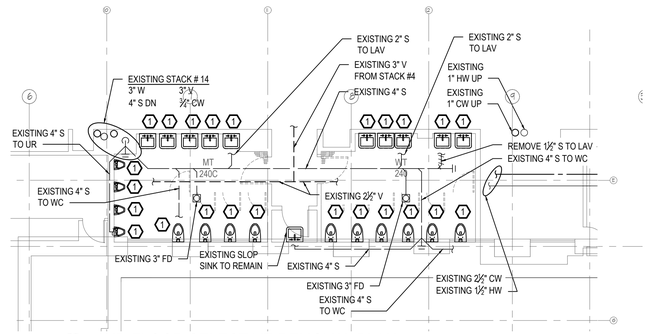

1 2ND FLOOR SELECTIVE REMOVAL PLAN
1/8"=1'-0"

KEY NOTES - SELECTIVE REMOVAL PLANS:

1. REMOVE EXISTING TOILET ROOM FIXTURES, TRIM AND ALL ASSOCIATED BRANCH PIPING BACK TO THE EXISTING RISER AND/OR MAIN LOCATED WITHIN THIS AREA. CONTRACTOR TO FIELD VERIFY THE LOCATION OF THE RISERS.
2. REMOVE THE EXISTING PLUMBING FIXTURE, TRIM AND CAP AT THE EXISTING ROUGH-IN. PREPARE ROUGH-IN FOR NEW CONNECTION TO FIXTURE.

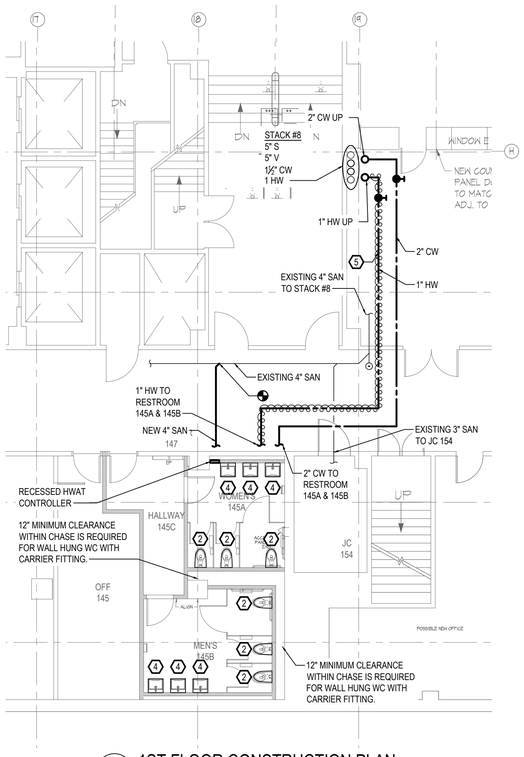

5 1ST FLOOR CONSTRUCTION PLAN
1/8"=1'-0"

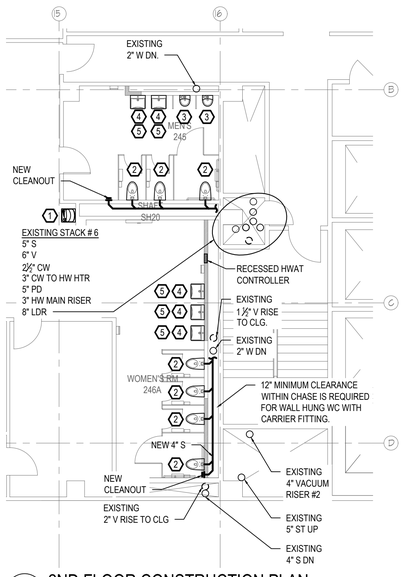

4 2ND FLOOR CONSTRUCTION PLAN
1/8"=1'-0"

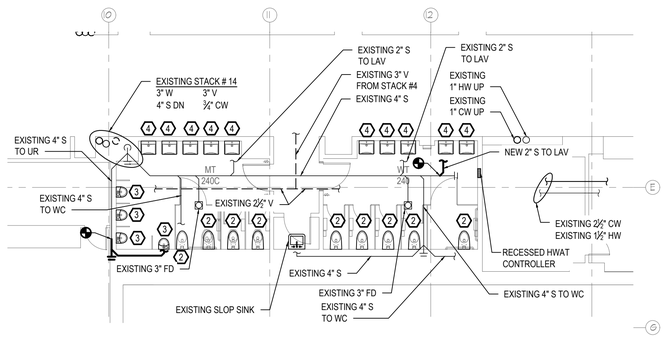

2 2ND FLOOR CONSTRUCTION PLAN
1/8"=1'-0"

NOTES:

1. CONTRACTOR SHALL VERIFY AND COORDINATE PIPE ROUTING WITH THE EXISTING MEP SERVICES AND EXISTING CEILING HEIGHTS FOR THE PIPING INDICATED ON THIS PLAN ROUTED AT THE CEILING BELOW.
2. CONTRACTOR SHALL COORDINATE LOCATION WITH ARCHITECTURAL DRAWINGS AND ALL MEP SERVICES.

KEY NOTES - CONSTRUCTION PLANS:

1. INSTALL NEW FIXTURES AND SUPPORTS TO THE EXISTING PLUMBING ROUGH-IN. CONTRACTOR SHALL MODIFY AND/OR REPLACE ANY EXISTING ROUGH-IN AS REQUIRED TO ACCEPT THE NEW FIXTURE LOCATION AND/OR MOUNTING HEIGHTS. FURTHERMORE REPLACE ANY DAMAGED OR CORRODED ROUGH-IN.
2. PROVIDE 1½" CW, 4" S AND 2" V TO WC. CONNECT PIPING TO THE EXISTING PLUMBING MAIN. CONTRACTOR TO FIELD VERIFY THE LOCATION OF THE RISERS.
3. PROVIDE 1" CW, 2" S AND 2" V TO UR. CONNECT PIPING TO THE EXISTING PLUMBING MAIN. CONTRACTOR TO FIELD VERIFY THE LOCATION OF THE RISERS.
4. PROVIDE ½" HW & CW, 2" S AND 2" V TO LAV. CONNECT PIPING TO THE EXISTING PLUMBING STACK. CONTRACTOR TO FIELD VERIFY THE LOCATION OF THE RISERS.
5. PROVIDE HWAT FOR ENTIRE LENGTH OF THE HOT WATER PIPING FROM THE EXISTING POINT OF CONNECTION AND TERMINATE AT EACH FIXTURE CONNECTION.

N 0 4 8 16 FEET

KINGS COUNTY SUPREME COURT BUILDING ACCESSIBILITY RENOVATIONS

360 Adams Street
Brooklyn NY 11201

Conditions

ALL IDEAS, DESIGNS, ARRANGEMENTS AND PLANS INDICATED OR REPRESENTED BY THIS DRAWING ARE OWNED BY, AND THE PROPERTY OF RONNETTE RILEY ARCHITECT AND WERE CREATED, EVOLVED AND DEVELOPED FOR THE USE ON, AND IN CONNECTION WITH THE SPECIFIED PROJECT.
NONE OF SUCH IDEAS, DESIGNS, ARRANGEMENTS OR PLANS SHALL BE USED BY OR DISCLOSED TO ANY PERSON, FIRM OR CORPORATION FOR ANY PURPOSE WHATSOEVER WITHOUT THE WRITTEN PERMISSION OF RONNETTE RILEY ARCHITECT.

© Copyright Ronnette Riley *Architect* 2021

Ronnette Riley *Architect*

494 Eighth Avenue, 15th Floor
New York, NY 10001
T 212 594 4015
F 212 594 2868
www.ronnetteriley.com

MEP Engineer:

Loring Consulting Engineers, Inc.
360 West 31st Street, 14th Floor
New York, NY 10001-2727
T 212-563 7400
www.loringengineers.com
New York City .Washington, DC . Princeton . Durham . Toronto

Structural Engineer:

Silman
32 Old Slip, 10th Floor
New York, NY 10005
T 212-620 7970
www.Silman.com

Rev	Date	Issue
-	11 JUN 2021	SD Submission
-	22 OCT 2021	DD Review
-	23 NOV 2021	Issue for DD 50%
-	4 MAR 2022	Issue for Final DD
-	6 DEC 2022	CD Review
-	28 FEB 2023	CD Final

Title

PLUMBING 1ST AND 2ND FLOOR PARTIAL PLANS

Date	06-11-2021
Project No.	12328.000
Drawing By	JF
CHK By	AS
Scale	AS NOTED

DOB Rev
P-201.00
_ of __

DOB SCAN

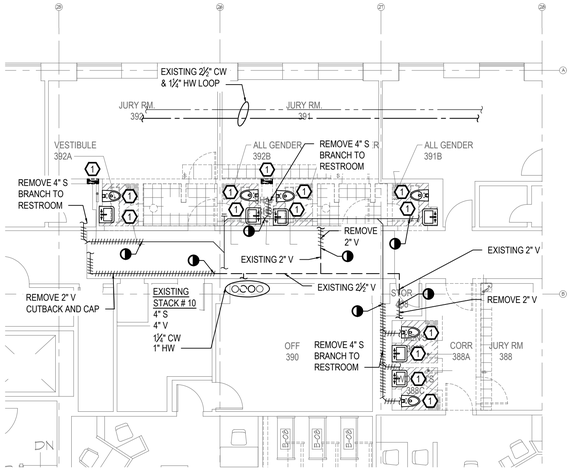

5 3RD FL - SELECTIVE REMOVAL PLAN
1/8"=1'-0"

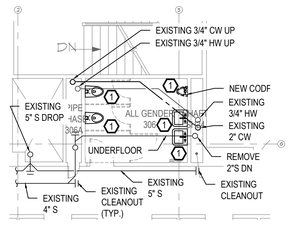

3 3RD FL - SELECTIVE REMOVAL PLAN
1/8"=1'-0"

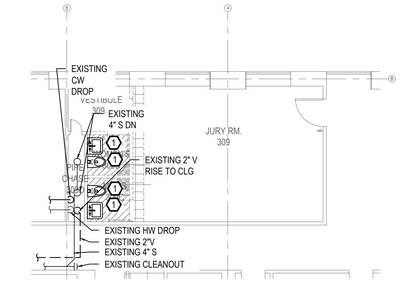

1 3RD FL - SELECTIVE REMOVAL PLAN
1/8"=1'-0"

KEY NOTES - SELECTIVE REMOVAL PLANS:

1. REMOVE EXISTING TOILET ROOM FIXTURES, TRIM AND ALL ASSOCIATED BRANCH PIPING BACK TO THE EXISTING RISER AND/OR MAIN LOCATED WITHIN THIS AREA. CONTRACTOR TO FIELD VERIFY THE LOCATION OF THE RISERS.
2. REMOVE THE EXISTING PLUMBING FIXTURE, TRIM AND CAP AT THE EXISTING ROUGH-IN. PREPARE ROUGH-IN FOR NEW CONNECTION TO FIXTURE.

NOTES:

1. CONTRACTOR SHALL VERIFY AND COORDINATE PIPE ROUTING WITH THE EXISTING MEP SERVICES AND EXISTING CEILING HEIGHTS FOR THE PIPING INDICATED ON THIS PLAN ROUTED AT THE CEILING BELOW.
2. CONTRACTOR SHALL COORDINATE LOCATION WITH ARCHITECTURAL DRAWINGS AND ALL MEP SERVICES.

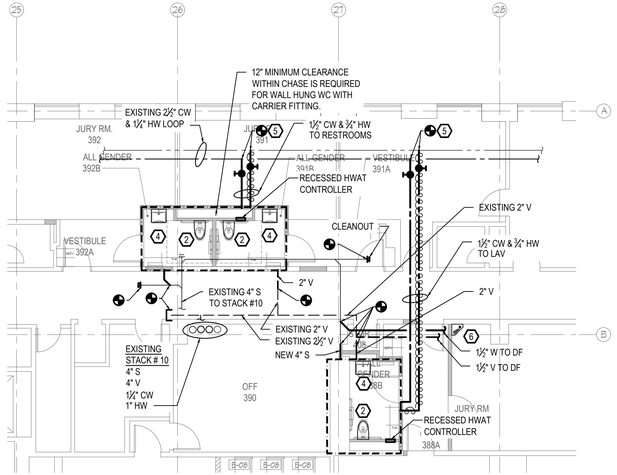

6 3RD FL - CONSTRUCTION PLAN
1/8"=1'-0"

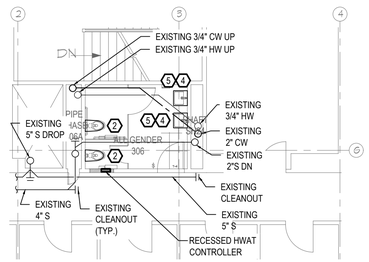

4 3RD FL - CONSTRUCTION PLAN
1/8"=1'-0"

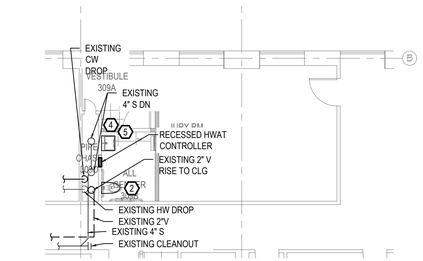

2 3RD FL - CONSTRUCTION PLAN
1/8"=1'-0"

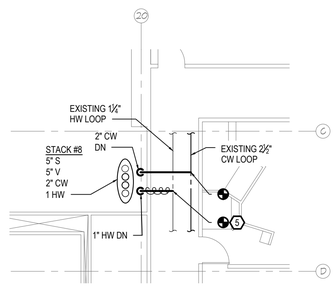

7 3RD FL - CONSTRUCTION PART PLAN
1/8"=1'-0"

KEY NOTES - CONSTRUCTION PLANS:

1. INSTALL NEW FIXTURES AND SUPPORTS TO THE EXISTING PLUMBING ROUGH-IN. CONTRACTOR SHALL MODIFY AND/OR REPLACE ANY EXISTING ROUGH-IN AS REQUIRED TO ACCEPT THE NEW FIXTURE LOCATION AND/OR MOUNTING HEIGHTS. FURTHERMORE REPLACE ANY DAMAGED OR CORRODED ROUGH-IN.
2. PROVIDE ½" CW, 4" S AND 2" V TO WC. CONNECT PIPING TO THE EXISTING PLUMBING MAIN. CONTRACTOR TO FIELD VERIFY THE LOCATION OF THE RISERS.
3. PROVIDE 1" CW, 2" S AND 2" V TO UR. CONNECT PIPING TO THE EXISTING PLUMBING MAIN. CONTRACTOR TO FIELD VERIFY THE LOCATION OF THE RISERS.
4. PROVIDE ¾" HW & CW, 2" S AND 2" V TO LAV. CONNECT PIPING TO THE EXISTING PLUMBING STACK. CONTRACTOR TO FIELD VERIFY THE LOCATION OF THE RISERS.
5. PROVIDE HWAT FOR ENTIRE LENGTH OF THE HOT WATER PIPING FROM THE EXISTING POINT OF CONNECTION AND TERMINATE AT EACH FIXTURE CONNECTION.
6. PROVIDE CW, ½" W AND ½" V TO DF. CONNECT PIPING TO THE EXISTING PLUMBING STACK. CONTRACTOR TO FIELD VERIFY THE LOCATION OF THE RISERS.

N 0 4 8 16 FEET

KINGS COUNTY SUPREME COURT BUILDING ACCESSIBILITY RENOVATIONS

360 Adams Street
Brooklyn NY 11201

Conditions

ALL IDEAS, DESIGNS, ARRANGEMENTS AND PLANS INDICATED OR REPRESENTED BY THIS DRAWING ARE OWNED BY, AND THE PROPERTY OF RONNETTE RILEY ARCHITECT AND WERE CREATED, EVOLVED AND DEVELOPED FOR THE USE ON, AND IN CONNECTION WITH THE SPECIFIED PROJECT.
NONE OF SUCH IDEAS, DESIGNS, ARRANGEMENTS OR PLANS SHALL BE USED BY OR DISCLOSED TO ANY PERSON, FIRM OR CORPORATION FOR ANY PURPOSE WHATSOEVER WITHOUT THE WRITTEN PERMISSION OF RONNETTE RILEY ARCHITECT.

© Copyright Ronnette Riley *Architect* 2021

Ronnette Riley *Architect*

494 Eighth Avenue, 15th Floor
New York, NY 10001
T 212 594 4015
F 212 594 2868
www.ronnetteriley.com

MEP Engineer:

Loring Consulting Engineers, Inc.
360 West 31st Street, 14th Floor
New York, NY 10001-2727
T 212-563 7400
www.loringengineers.com
New York City .Washington, DC . Princeton . Durham . Toronto

Structural Engineer:

Silman
32 Old Slip, 10th Floor
New York, NY 10005
T 212-620 7970
www.Silman.com

Rev	Date	Issue
-	11 JUN 2021	SD Submission
-	22 OCT 2021	DD Review
-	23 NOV 2021	Issue for DD 50%
-	4 MAR 2022	Issue for Final DD
-	6 DEC 2022	CD Review
-	28 FEB 2023	CD Final

Title

PLUMBING 3RD FLOOR PARTIAL PLANS - SHEET 1

Date	06-11-2021
Project No.	12328.000
Drawing By	JF
CHK By	AS
Scale	AS NOTED

DOB Rev
P-202.00
_ of __

DOB SCAN

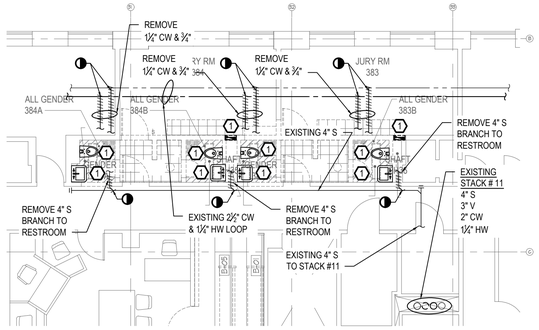

1 3RD FL - SELECTIVE REMOVAL PLAN
1/8"=1'-0"

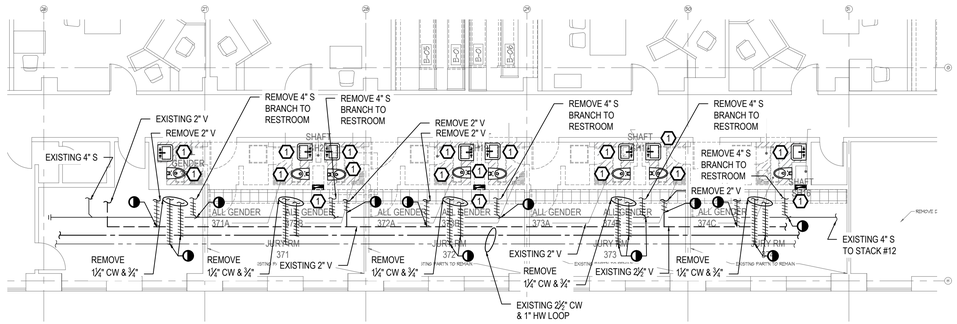

3 3RD FL - SELECTIVE REMOVAL PLAN
1/8"=1'-0"

KEY NOTES - SELECTIVE REMOVAL PLANS:

1. REMOVE EXISTING TOILET ROOM FIXTURES, TRIM AND ALL ASSOCIATED BRANCH PIPING BACK TO THE EXISTING RISER AND/OR MAIN LOCATED WITHIN THIS AREA. CONTRACTOR TO FIELD VERIFY THE LOCATION OF THE RISERS.
2. REMOVE THE EXISTING PLUMBING FIXTURE, TRIM AND CAP AT THE EXISTING ROUGH-IN. PREPARE ROUGH-IN FOR NEW CONNECTION TO FIXTURE.

NOTES:

1. CONTRACTOR SHALL VERIFY AND COORDINATE PIPE ROUTING WITH THE EXISTING MEP SERVICES AND EXISTING CEILING HEIGHTS FOR THE PIPING INDICATED ON THIS PLAN ROUTED AT THE CEILING BELOW.
2. CONTRACTOR SHALL COORDINATE LOCATION WITH ARCHITECTURAL DRAWINGS AND ALL MEP SERVICES.

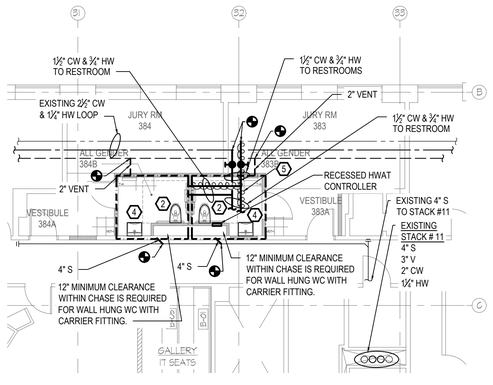

2 3RD FL - CONSTRUCTION PLAN
1/8"=1'-0"

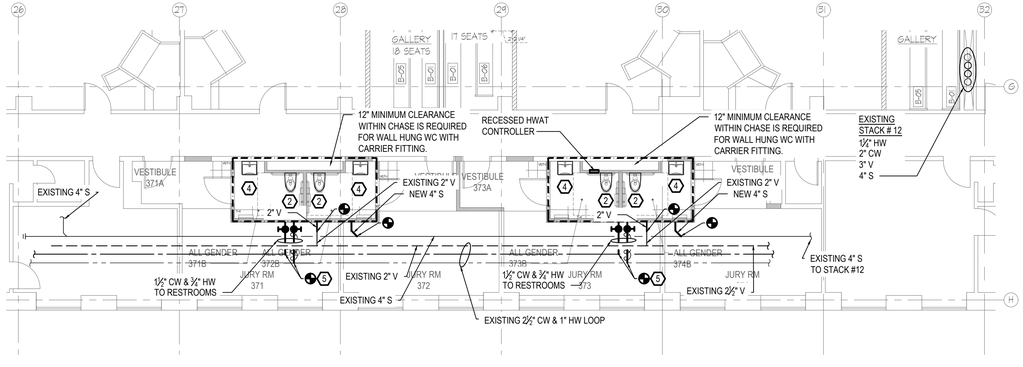

4 3RD FL - CONSTRUCTION PLAN
1/8"=1'-0"

KEY NOTES - CONSTRUCTION PLANS:

1. INSTALL NEW FIXTURES AND SUPPORTS TO THE EXISTING PLUMBING ROUGH-IN. CONTRACTOR SHALL MODIFY AND/OR REPLACE ANY EXISTING ROUGH-IN AS REQUIRED TO ACCEPT THE NEW FIXTURE LOCATION AND/OR MOUNTING HEIGHTS. FURTHERMORE REPLACE ANY DAMAGED OR CORRODED ROUGH-IN.
2. PROVIDE ½" CW, 4" S AND 2" V TO WC. CONNECT PIPING TO THE EXISTING PLUMBING MAIN. CONTRACTOR TO FIELD VERIFY THE LOCATION OF THE RISERS.
3. PROVIDE 1" CW, 2" S AND 2" V TO UR. CONNECT PIPING TO THE EXISTING PLUMBING MAIN. CONTRACTOR TO FIELD VERIFY THE LOCATION OF THE RISERS.
4. PROVIDE ¾" HW & CW, 2" S AND 2" V TO LAV. CONNECT PIPING TO THE EXISTING PLUMBING STACK. CONTRACTOR TO FIELD VERIFY THE LOCATION OF THE RISERS.
5. PROVIDE HWAT FOR ENTIRE LENGTH OF THE HOT WATER PIPING FROM THE EXISTING POINT OF CONNECTION AND TERMINATE AT EACH FIXTURE CONNECTION.
6. PROVIDE CW, ½" W AND ½" V TO DF. CONNECT PIPING TO THE EXISTING PLUMBING STACK. CONTRACTOR TO FIELD VERIFY THE LOCATION OF THE RISERS.

N 0 4 8 16 FEET

KINGS COUNTY SUPREME COURT BUILDING ACCESSIBILITY RENOVATIONS

360 Adams Street
Brooklyn NY 11201

Conditions

ALL IDEAS, DESIGNS, ARRANGEMENTS AND PLANS INDICATED OR REPRESENTED BY THIS DRAWING ARE OWNED BY, AND THE PROPERTY OF RONNETTE RILEY ARCHITECT AND WERE CREATED, EVOLVED AND DEVELOPED FOR THE USE ON, AND IN CONNECTION WITH THE SPECIFIED PROJECT.
NONE OF SUCH IDEAS, DESIGNS, ARRANGEMENTS OR PLANS SHALL BE USED BY OR DISCLOSED TO ANY PERSON, FIRM OR CORPORATION FOR ANY PURPOSE WHATSOEVER WITHOUT THE WRITTEN PERMISSION OF RONNETTE RILEY ARCHITECT.

© Copyright Ronnette Riley *Architect* 2021

Ronnette Riley *Architect*

494 Eighth Avenue, 15th Floor
New York, NY 10001
T 212 594 4015
F 212 594 2868
www.ronnetteriley.com

MEP Engineer:

Loring Consulting Engineers, Inc.
360 West 31st Street, 14th Floor
New York, NY 10001-2727
T 212-563 7400
www.loringengineers.com
New York City .Washington, DC . Princeton . Durham . Toronto

Structural Engineer:

Silman
32 Old Slip, 10th Floor
New York, NY 10005
T 212-620 7970
www.Silman.com

Rev	Date	Issue
-	11 JUN 2021	SD Submission
-	22 OCT 2021	DD Review
-	23 NOV 2021	Issue for DD 50%
-	4 MAR 2022	Issue for Final DD
-	6 DEC 2022	CD Review
-	28 FEB 2023	CD Final

Title

PLUMBING 3RD FLOOR
PARTIAL PLANS - SHEET 2

Date	06-11-2021
Project No.	12328.000
Drawing By	JF
CHK By	AS
Scale	AS NOTED

DOB Rev
P-203.00
_ of __

DOB SCAN

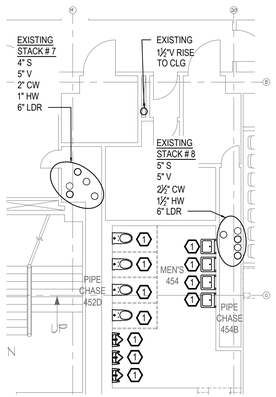

5 4TH FL - SELECTIVE REMOVAL PLAN
1/8"=1'-0"

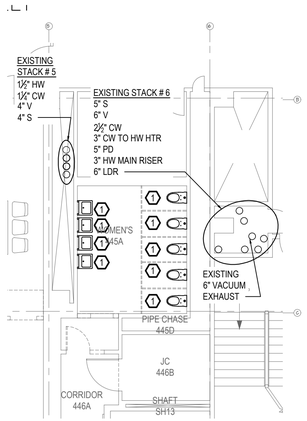

3 4TH FL - SELECTIVE REMOVAL PLAN
1/8"=1'-0"

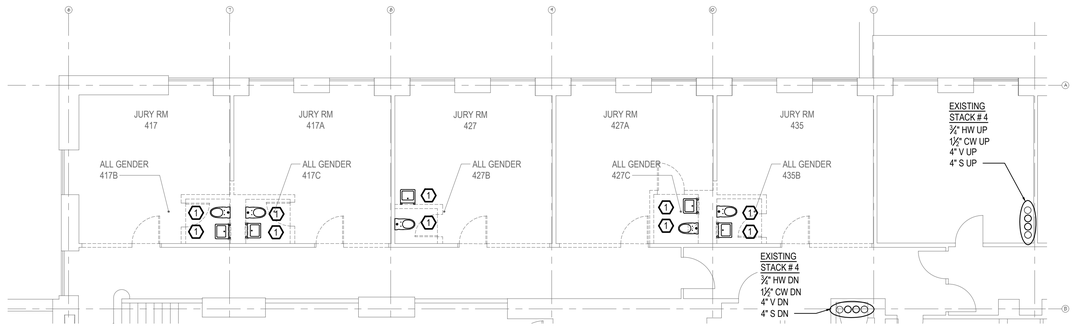

1 4TH FL - SELECTIVE REMOVAL PLAN
1/8"=1'-0"

KEY NOTES - SELECTIVE REMOVAL PLANS:

1. REMOVE EXISTING TOILET ROOM FIXTURES, TRIM AND ALL ASSOCIATED BRANCH PIPING BACK TO THE EXISTING RISER AND/OR MAIN LOCATED WITHIN THIS AREA. CONTRACTOR TO FIELD VERIFY THE LOCATION OF THE RISERS.
2. REMOVE THE EXISTING PLUMBING FIXTURE, TRIM AND CAP AT THE EXISTING ROUGH-IN. PREPARE ROUGH-IN FOR NEW CONNECTION TO FIXTURE.

6 4TH FL - CONSTRUCTION PLAN
1/8"=1'-0"

4 4TH FL - CONSTRUCTION PLAN
1/8"=1'-0"



2 4TH FL - CONSTRUCTION PLAN
1/8"=1'-0"

NOTES:

1. CONTRACTOR SHALL VERIFY AND COORDINATE PIPE ROUTING WITH THE EXISTING MEP SERVICES AND EXISTING CEILING HEIGHTS FOR THE PIPING INDICATED ON THIS PLAN ROUTED AT THE CEILING BELOW.
2. CONTRACTOR SHALL COORDINATE LOCATION WITH ARCHITECTURAL DRAWINGS AND ALL MEP SERVICES.

KEY NOTES - CONSTRUCTION PLANS:

1. INSTALL NEW FIXTURES AND SUPPORTS TO THE EXISTING PLUMBING ROUGH-IN. CONTRACTOR SHALL MODIFY AND/OR REPLACE ANY EXISTING ROUGH-IN AS REQUIRED TO ACCEPT THE NEW FIXTURE LOCATION AND/OR MOUNTING HEIGHTS. FURTHERMORE REPLACE ANY DAMAGED OR CORRODED ROUGH-IN.
2. PROVIDE ½" CW, 4" S AND 2" V TO WC. CONNECT PIPING TO THE EXISTING PLUMBING MAIN. CONTRACTOR TO FIELD VERIFY THE LOCATION OF THE RISERS.
3. PROVIDE 1" CW, 2" S AND 2" V TO UR. CONNECT PIPING TO THE EXISTING PLUMBING MAIN. CONTRACTOR TO FIELD VERIFY THE LOCATION OF THE RISERS.
4. PROVIDE ¾" HW & CW, 2" S AND 2" V TO LAV. CONNECT PIPING TO THE EXISTING PLUMBING STACK. CONTRACTOR TO FIELD VERIFY THE LOCATION OF THE RISERS.
5. PROVIDE HWAT FOR ENTIRE LENGTH OF THE HOT WATER PIPING FROM THE EXISTING POINT OF CONNECTION AND TERMINATE AT EACH FIXTURE CONNECTION.

N 0 4 8 16 FEET

KINGS COUNTY SUPREME COURT BUILDING ACCESSIBILITY RENOVATIONS

360 Adams Street
Brooklyn NY 11201

Conditions

ALL IDEAS, DESIGNS, ARRANGEMENTS AND PLANS INDICATED OR REPRESENTED BY THIS DRAWING ARE OWNED BY, AND THE PROPERTY OF RONNETTE RILEY ARCHITECT AND WERE CREATED, EVOLVED AND DEVELOPED FOR THE USE ON, AND IN CONNECTION WITH THE SPECIFIED PROJECT.
NONE OF SUCH IDEAS, DESIGNS, ARRANGEMENTS OR PLANS SHALL BE USED BY OR DISCLOSED TO ANY PERSON, FIRM OR CORPORATION FOR ANY PURPOSE WHATSOEVER WITHOUT THE WRITTEN PERMISSION OF RONNETTE RILEY ARCHITECT.

© Copyright Ronnette Riley *Architect* 2021

Ronnette Riley *Architect*

494 Eighth Avenue, 15th Floor
New York, NY 10001
T 212 594 4015
F 212 594 2868
www.ronnetteriley.com

MEP Engineer:

Loring Consulting Engineers, Inc.
360 West 31st Street, 14th Floor
New York, NY 10001-2727
T 212-563 7400
www.loringengineers.com
New York City .Washington, DC . Princeton . Durham . Toronto

Structural Engineer:

Silman
32 Old Slip, 10th Floor
New York, NY 10005
T 212-620 7970
www.Silman.com

Rev	Date	Issue
-	11 JUN 2021	SD Submission
-	22 OCT 2021	DD Review
-	23 NOV 2021	Issue for DD 50%
-	4 MAR 2022	Issue for Final DD
-	6 DEC 2022	CD Review
-	28 FEB 2023	CD Final

Title

PLUMBING 4TH FLOOR PARTIAL PLANS

Date	06-11-2021
Project No.	12328.000
Drawing By	JF
CHK By	AS
Scale	AS NOTED

DOB Rev
P-204.00
_ of __

DOB SCAN

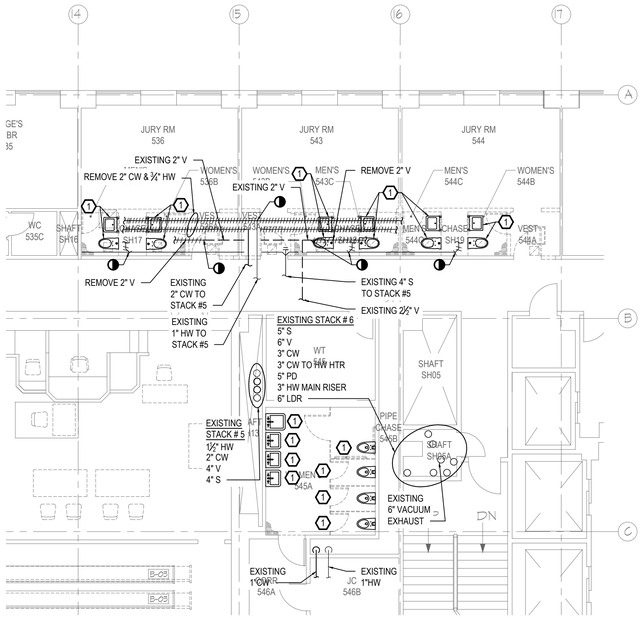

1 SELECTIVE REMOVAL PLAN
1/8"=1'-0"

KEY NOTES - SELECTIVE REMOVAL PLANS:

1. REMOVE EXISTING TOILET ROOM FIXTURES, TRIM AND ALL ASSOCIATED BRANCH PIPING BACK TO THE EXISTING RISER AND/OR MAIN LOCATED WITHIN THIS AREA. CONTRACTOR TO FIELD VERIFY THE LOCATION OF THE RISERS.
2. REMOVE THE EXISTING PLUMBING FIXTURE, TRIM AND CAP AT THE EXISTING ROUGH-IN. PREPARE ROUGH-IN FOR NEW CONNECTION TO FIXTURE.

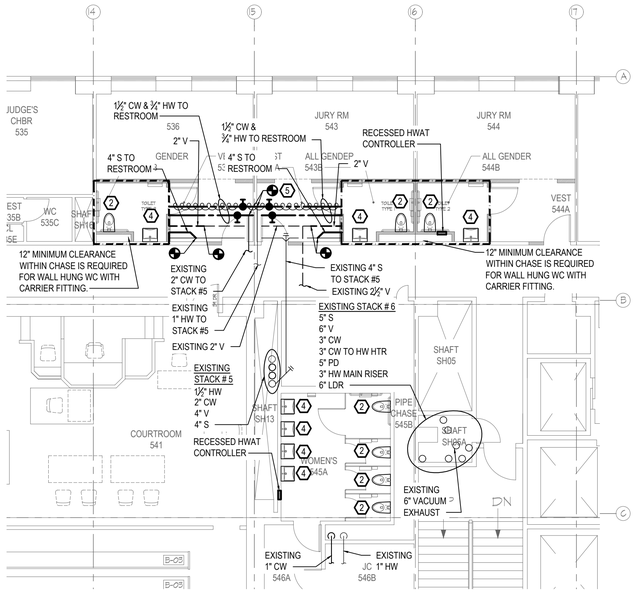

2 CONSTRUCTION PLAN
1/8"=1'-0"

NOTES:

1. CONTRACTOR SHALL VERIFY AND COORDINATE PIPE ROUTING WITH THE EXISTING MEP SERVICES AND EXISTING CEILING HEIGHTS FOR THE PIPING INDICATED ON THIS PLAN ROUTED AT THE CEILING BELOW.
2. CONTRACTOR SHALL COORDINATE LOCATION WITH ARCHITECTURAL DRAWINGS AND ALL MEP SERVICES.

KEY NOTES - CONSTRUCTION PLANS:

1. INSTALL NEW FIXTURES AND SUPPORTS TO THE EXISTING PLUMBING ROUGH-IN. CONTRACTOR SHALL MODIFY AND/OR REPLACE ANY EXISTING ROUGH-IN AS REQUIRED TO ACCEPT THE NEW FIXTURE LOCATION AND/OR MOUNTING HEIGHTS. FURTHERMORE REPLACE ANY DAMAGED OR CORRODED ROUGH-IN.
2. PROVIDE ½" CW, 4" S AND 2" V TO WC. CONNECT PIPING TO THE EXISTING PLUMBING MAIN. CONTRACTOR TO FIELD VERIFY THE LOCATION OF THE RISERS.
3. PROVIDE 1" CW, 2" S AND 2" V TO UR. CONNECT PIPING TO THE EXISTING PLUMBING MAIN. CONTRACTOR TO FIELD VERIFY THE LOCATION OF THE RISERS.
4. PROVIDE ¾" HW & CW, 2" S AND 2" V TO LAV. CONNECT PIPING TO THE EXISTING PLUMBING STACK. CONTRACTOR TO FIELD VERIFY THE LOCATION OF THE RISERS.
5. PROVIDE HWAT FOR ENTIRE LENGTH OF THE HOT WATER PIPING FROM THE EXISTING POINT OF CONNECTION AND TERMINATE AT EACH FIXTURE CONNECTION.

N 0 4 8 16 FEET

KINGS COUNTY SUPREME COURT BUILDING ACCESSIBILITY RENOVATIONS

360 Adams Street
Brooklyn NY 11201

Conditions

ALL IDEAS, DESIGNS, ARRANGEMENTS AND PLANS INDICATED OR REPRESENTED BY THIS DRAWING ARE OWNED BY, AND THE PROPERTY OF RONNETTE RILEY ARCHITECT AND WERE CREATED, EVOLVED AND DEVELOPED FOR THE USE ON, AND IN CONNECTION WITH THE SPECIFIED PROJECT.
NONE OF SUCH IDEAS, DESIGNS, ARRANGEMENTS OR PLANS SHALL BE USED BY OR DISCLOSED TO ANY PERSON, FIRM OR CORPORATION FOR ANY PURPOSE WHATSOEVER WITHOUT THE WRITTEN PERMISSION OF RONNETTE RILEY ARCHITECT.

© Copyright Ronnette Riley *Architect* 2021

Ronnette Riley *Architect*

494 Eighth Avenue, 15th Floor
New York, NY 10001
T 212 594 4015
F 212 594 2868
www.ronnetteriley.com

MEP Engineer:

Loring Consulting Engineers, Inc.
360 West 31st Street, 14th Floor
New York, NY 10001-2727
T 212-563 7400
www.loringengineers.com
New York City .Washington, DC . Princeton . Durham . Toronto

Structural Engineer:

Silman
32 Old Slip, 10th Floor
New York, NY 10005
T 212-620 7970
www.Silman.com

Rev	Date	Issue
-	11 JUN 2021	SD Submission
-	22 OCT 2021	DD Review
-	23 NOV 2021	Issue for DD 50%
-	4 MAR 2022	Issue for Final DD
-	6 DEC 2022	CD Review
-	28 FEB 2023	CD Final

Title

PLUMBING 5TH FLOOR PARTIAL PLANS - SHEET 1

Date	06-11-2021
Project No.	12328.000
Drawing By	JF
CHK By	AS
Scale	AS NOTED

DOB Rev
P-205.00
_ of __

DOB SCAN

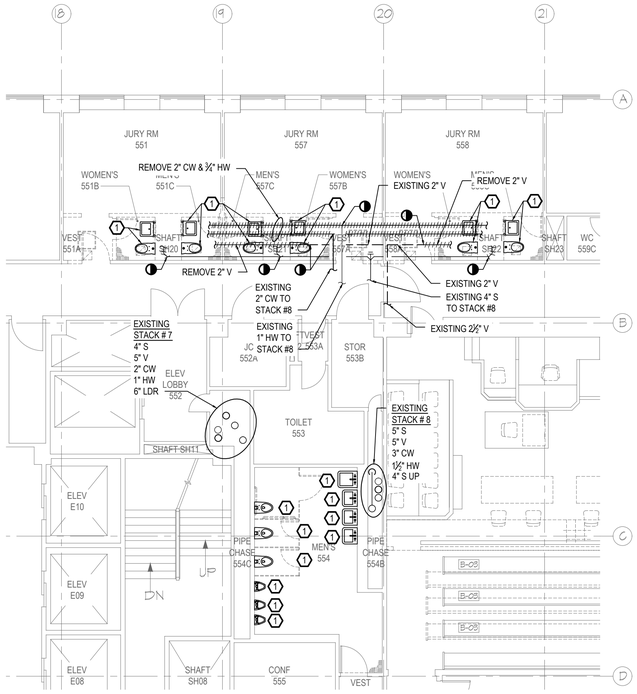

1 5TH FL - SELECTIVE REMOVAL PLAN
1/8"=1'-0"

KEY NOTES - SELECTIVE REMOVAL PLANS:

1. REMOVE EXISTING TOILET ROOM FIXTURES, TRIM AND ALL ASSOCIATED BRANCH PIPING BACK TO THE EXISTING RISER AND/OR MAIN LOCATED WITHIN THIS AREA. CONTRACTOR TO FIELD VERIFY THE LOCATION OF THE RISERS.
2. REMOVE THE EXISTING PLUMBING FIXTURE, TRIM AND CAP AT THE EXISTING ROUGH-IN. PREPARE ROUGH-IN FOR NEW CONNECTION TO FIXTURE.

NOTES:

1. CONTRACTOR SHALL VERIFY AND COORDINATE PIPE ROUTING WITH THE EXISTING MEP SERVICES AND EXISTING CEILING HEIGHTS FOR THE PIPING INDICATED ON THIS PLAN ROUTED AT THE CEILING BELOW.
2. CONTRACTOR SHALL COORDINATE LOCATION WITH ARCHITECTURAL DRAWINGS AND ALL MEP SERVICES.

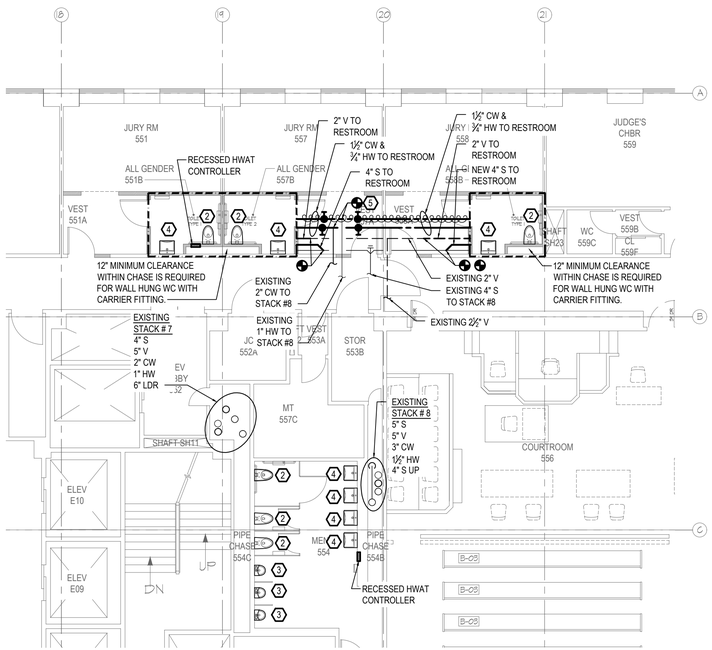

2 5TH FL - CONSTRUCTION PLAN
1/8"=1'-0"

KEY NOTES - CONSTRUCTION PLANS:

1. INSTALL NEW FIXTURES AND SUPPORTS TO THE EXISTING PLUMBING ROUGH-IN. CONTRACTOR SHALL MODIFY AND/OR REPLACE ANY EXISTING ROUGH-IN AS REQUIRED TO ACCEPT THE NEW FIXTURE LOCATION AND/OR MOUNTING HEIGHTS. FURTHERMORE REPLACE ANY DAMAGED OR CORRODED ROUGH-IN.
2. PROVIDE 1½" CW, 4" S AND 2" V TO WC. CONNECT PIPING TO THE EXISTING PLUMBING MAIN. CONTRACTOR TO FIELD VERIFY THE LOCATION OF THE RISERS.
3. PROVIDE 1" CW, 2" S AND 2" V TO UR. CONNECT PIPING TO THE EXISTING PLUMBING MAIN. CONTRACTOR TO FIELD VERIFY THE LOCATION OF THE RISERS.
4. PROVIDE ½" HW & CW, 2" S AND 2" V TO LAV. CONNECT PIPING TO THE EXISTING PLUMBING STACK. CONTRACTOR TO FIELD VERIFY THE LOCATION OF THE RISERS.
5. PROVIDE HWAT FOR ENTIRE LENGTH OF THE HOT WATER PIPING FROM THE EXISTING POINT OF CONNECTION AND TERMINATE AT EACH FIXTURE CONNECTION.

N 0 4 8 16 FEET

KINGS COUNTY SUPREME COURT BUILDING ACCESSIBILITY RENOVATIONS

360 Adams Street
Brooklyn NY 11201

Conditions

ALL IDEAS, DESIGNS, ARRANGEMENTS AND PLANS INDICATED OR REPRESENTED BY THIS DRAWING ARE OWNED BY, AND THE PROPERTY OF RONNETTE RILEY ARCHITECT AND WERE CREATED, EVOLVED AND DEVELOPED FOR THE USE ON, AND IN CONNECTION WITH THE SPECIFIED PROJECT.
NONE OF SUCH IDEAS, DESIGNS, ARRANGEMENTS OR PLANS SHALL BE USED BY OR DISCLOSED TO ANY PERSON, FIRM OR CORPORATION FOR ANY PURPOSE WHATSOEVER WITHOUT THE WRITTEN PERMISSION OF RONNETTE RILEY ARCHITECT.

© Copyright Ronnette Riley *Architect* 2021

Ronnette Riley *Architect*

494 Eighth Avenue, 15th Floor
New York, NY 10001
T 212 594 4015
F 212 594 2868
www.ronnetteriley.com

MEP Engineer:

Loring Consulting Engineers, Inc.
360 West 31st Street, 14th Floor
New York, NY 10001-2727
T 212-563 7400
www.loringengineers.com
New York City .Washington, DC . Princeton . Durham . Toronto

Structural Engineer:

Silman
32 Old Slip, 10th Floor
New York, NY 10005
T 212-620 7970
www.Silman.com

Rev	Date	Issue
-	11 JUN 2021	SD Submission
-	22 OCT 2021	DD Review
-	23 NOV 2021	Issue for DD 50%
-	4 MAR 2022	Issue for Final DD
-	6 DEC 2022	CD Review
-	28 FEB 2023	CD Final

Title

PLUMBING 5TH FLOOR PARTIAL PLANS - SHEET 2

Date	06-11-2021
Project No.	12328.000
Drawing By	JF
CHK By	AS
Scale	AS NOTED

DOB Rev
P-206.00
_ of __

DOB SCAN

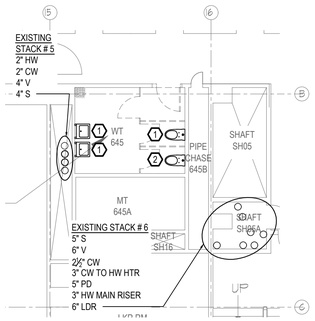

3 6TH FL - SELECTIVE REMOVAL PLAN
1/8"=1'-0"

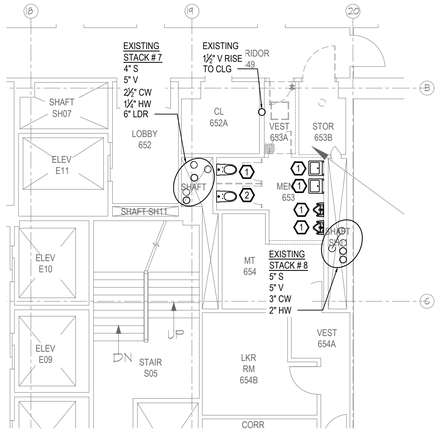

1 6TH FL - SELECTIVE REMOVAL PLAN
1/8"=1'-0"

KEY NOTES - SELECTIVE REMOVAL PLANS:

1. REMOVE EXISTING TOILET ROOM FIXTURES, TRIM AND ALL ASSOCIATED BRANCH PIPING BACK TO THE EXISTING RISER AND/OR MAIN LOCATED WITHIN THIS AREA. CONTRACTOR TO FIELD VERIFY THE LOCATION OF THE RISERS.
2. REMOVE THE EXISTING PLUMBING FIXTURE, TRIM AND CAP AT THE EXISTING ROUGH-IN. PREPARE ROUGH-IN FOR NEW CONNECTION TO FIXTURE.

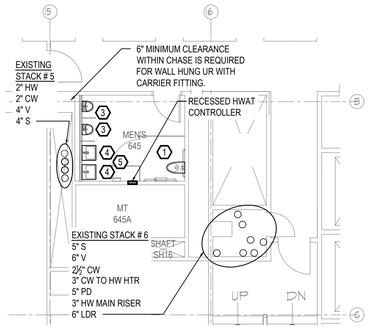

4 6TH FL - CONSTRUCTION PLAN
1/8"=1'-0"

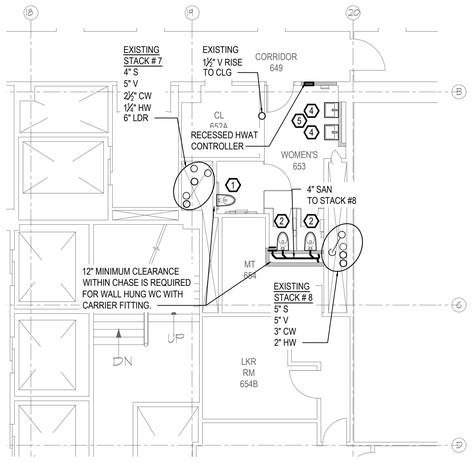

2 6TH FL - CONSTRUCTION PLAN
1/8"=1'-0"

NOTES:

1. CONTRACTOR SHALL VERIFY AND COORDINATE PIPE ROUTING WITH THE EXISTING MEP SERVICES AND EXISTING CEILING HEIGHTS FOR THE PIPING INDICATED ON THIS PLAN ROUTED AT THE CEILING BELOW.
2. CONTRACTOR SHALL COORDINATE LOCATION WITH ARCHITECTURAL DRAWINGS AND ALL MEP SERVICES.

KEY NOTES - CONSTRUCTION PLANS:

1. INSTALL NEW FIXTURES AND SUPPORTS TO THE EXISTING PLUMBING ROUGH-IN. CONTRACTOR SHALL MODIFY AND/OR REPLACE ANY EXISTING ROUGH-IN AS REQUIRED TO ACCEPT THE NEW FIXTURE LOCATION AND/OR MOUNTING HEIGHTS. FURTHERMORE REPLACE ANY DAMAGED OR CORRODED ROUGH-IN.
2. PROVIDE 1½" CW, 4" S AND 2" V TO WC. CONNECT PIPING TO THE EXISTING PLUMBING MAIN. CONTRACTOR TO FIELD VERIFY THE LOCATION OF THE RISERS.
3. PROVIDE 1" CW, 2" S AND 2" V TO UR. CONNECT PIPING TO THE EXISTING PLUMBING MAIN. CONTRACTOR TO FIELD VERIFY THE LOCATION OF THE RISERS.
4. PROVIDE ½" HW & CW, 2" S AND 2" V TO LAV. CONNECT PIPING TO THE EXISTING PLUMBING STACK. CONTRACTOR TO FIELD VERIFY THE LOCATION OF THE RISERS.
5. PROVIDE HWAT FOR ENTIRE LENGTH OF THE HOT WATER PIPING FROM THE EXISTING POINT OF CONNECTION AND TERMINATE AT EACH FIXTURE CONNECTION.

0 4 8 16 FEET

KINGS COUNTY SUPREME COURT BUILDING ACCESSIBILITY RENOVATIONS

360 Adams Street
Brooklyn NY 11201

Conditions

ALL IDEAS, DESIGNS, ARRANGEMENTS AND PLANS INDICATED OR REPRESENTED BY THIS DRAWING ARE OWNED BY, AND THE PROPERTY OF RONNETTE RILEY ARCHITECT AND WERE CREATED, EVOLVED AND DEVELOPED FOR THE USE ON, AND IN CONNECTION WITH THE SPECIFIED PROJECT.
NONE OF SUCH IDEAS, DESIGNS, ARRANGEMENTS OR PLANS SHALL BE USED BY OR DISCLOSED TO ANY PERSON, FIRM OR CORPORATION FOR ANY PURPOSE WHATSOEVER WITHOUT THE WRITTEN PERMISSION OF RONNETTE RILEY ARCHITECT.

© Copyright Ronnette Riley *Architect* 2021

Ronnette Riley *Architect*

494 Eighth Avenue, 15th Floor
New York, NY 10001
T 212 594 4015
F 212 594 2868
www.ronnetteriley.com

MEP Engineer:

Loring Consulting Engineers, Inc.
360 West 31st Street, 14th Floor
New York, NY 10001-2727
T 212-563 7400
www.loringengineers.com
New York City .Washington, DC . Princeton . Durham . Toronto

Structural Engineer:

Silman
32 Old Slip, 10th Floor
New York, NY 10005
T 212-620 7970
www.Silman.com

Rev	Date	Issue
-	11 JUN 2021	SD Submission
-	22 OCT 2021	DD Review
-	23 NOV 2021	Issue for DD 50%
-	4 MAR 2022	Issue for Final DD
-	6 DEC 2022	CD Review
-	28 FEB 2023	CD Final

Title

PLUMBING 6TH FLOOR PARTIAL PLANS

Date	06-11-2021
Project No.	12328.000
Drawing By	JF
CHK By	AS
Scale	AS NOTED

DOB Rev
P-207.00
_ of __

DOB SCAN

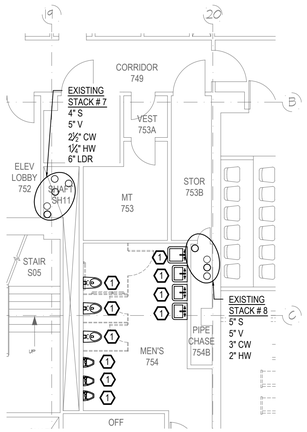

5 7TH FL - SELECTIVE REMOVAL PLAN
1/8"=1'-0"

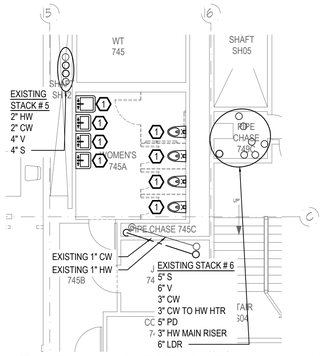

3 7TH FL - SELECTIVE REMOVAL PLAN
1/8"=1'-0"

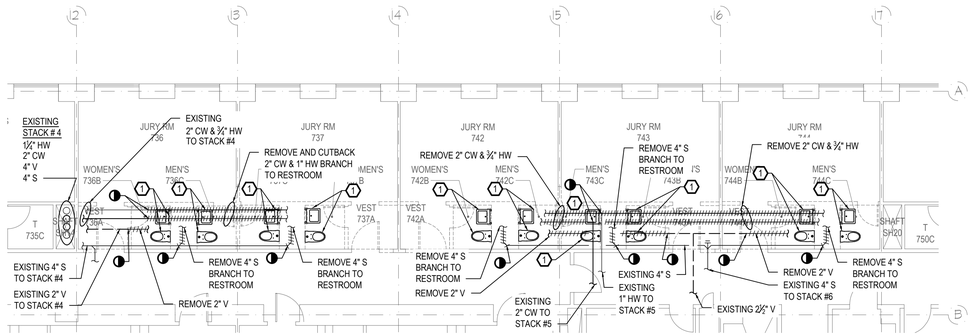

1 7TH FL - SELECTIVE REMOVAL PLAN
1/8"=1'-0"

KEY NOTES - SELECTIVE REMOVAL PLANS:

1. REMOVE EXISTING TOILET ROOM FIXTURES, TRIM AND ALL ASSOCIATED BRANCH PIPING BACK TO THE EXISTING RISER AND/OR MAIN LOCATED WITHIN THIS AREA. CONTRACTOR TO FIELD VERIFY THE LOCATION OF THE RISERS.
2. REMOVE THE EXISTING PLUMBING FIXTURE, TRIM AND CAP AT THE EXISTING ROUGH-IN. PREPARE ROUGH-IN FOR NEW CONNECTION TO FIXTURE.

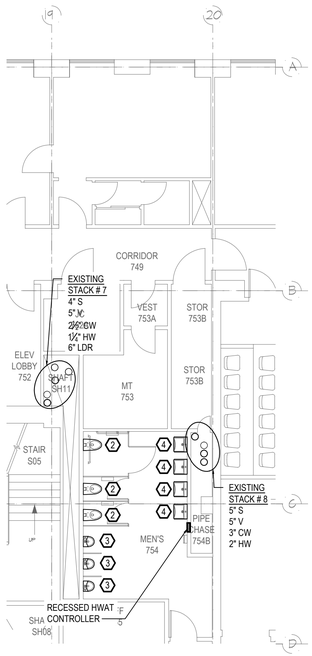

6 7TH FL - CONSTRUCTION PLAN
1/8"=1'-0"

4 7TH FL - CONSTRUCTION PLAN
1/8"=1'-0"

2 7TH FL - CONSTRUCTION PLAN
1/8"=1'-0"

NOTES:

1. CONTRACTOR SHALL VERIFY AND COORDINATE PIPE ROUTING WITH THE EXISTING MEP SERVICES AND EXISTING CEILING HEIGHTS FOR THE PIPING INDICATED ON THIS PLAN ROUTED AT THE CEILING BELOW.
2. CONTRACTOR SHALL COORDINATE LOCATION WITH ARCHITECTURAL DRAWINGS AND ALL MEP SERVICES.

KEY NOTES - CONSTRUCTION PLANS:

1. INSTALL NEW FIXTURES AND SUPPORTS TO THE EXISTING PLUMBING ROUGH-IN. CONTRACTOR SHALL MODIFY AND/OR REPLACE ANY EXISTING ROUGH-IN AS REQUIRED TO ACCEPT THE NEW FIXTURE LOCATION AND/OR MOUNTING HEIGHTS. FURTHERMORE REPLACE ANY DAMAGED OR CORRODED ROUGH-IN.
2. PROVIDE 1½" CW, 4" S AND 2" V TO WC. CONNECT PIPING TO THE EXISTING PLUMBING MAIN. CONTRACTOR TO FIELD VERIFY THE LOCATION OF THE RISERS.
3. PROVIDE 1" CW, 2" S AND 2" V TO UR. CONNECT PIPING TO THE EXISTING PLUMBING MAIN. CONTRACTOR TO FIELD VERIFY THE LOCATION OF THE RISERS.
4. PROVIDE ½" HW & CW, 2" S AND 2" V TO LAV. CONNECT PIPING TO THE EXISTING PLUMBING STACK. CONTRACTOR TO FIELD VERIFY THE LOCATION OF THE RISERS.
5. PROVIDE HWAT FOR ENTIRE LENGTH OF THE HOT WATER PIPING FROM THE EXISTING POINT OF CONNECTION AND TERMINATE AT EACH FIXTURE CONNECTION.

N 0 4 8 16 FEET

KINGS COUNTY SUPREME COURT BUILDING ACCESSIBILITY RENOVATIONS

360 Adams Street
Brooklyn NY 11201

Conditions

ALL IDEAS, DESIGNS, ARRANGEMENTS AND PLANS INDICATED OR REPRESENTED BY THIS DRAWING ARE OWNED BY, AND THE PROPERTY OF RONNETTE RILEY ARCHITECT AND WERE CREATED, EVOLVED AND DEVELOPED FOR THE USE ON, AND IN CONNECTION WITH THE SPECIFIED PROJECT.
NONE OF SUCH IDEAS, DESIGNS, ARRANGEMENTS OR PLANS SHALL BE USED BY OR DISCLOSED TO ANY PERSON, FIRM OR CORPORATION FOR ANY PURPOSE WHATSOEVER WITHOUT THE WRITTEN PERMISSION OF RONNETTE RILEY ARCHITECT.

© Copyright Ronnette Riley *Architect* 2021

Ronnette Riley *Architect*

494 Eighth Avenue, 15th Floor
New York, NY 10001
T 212 594 4015
F 212 594 2868
www.ronnetteriley.com

MEP Engineer:

Loring Consulting Engineers, Inc.
360 West 31st Street, 14th Floor
New York, NY 10001-2727
T 212-563 7400
www.loringengineers.com
New York City .Washington, DC . Princeton . Durham . Toronto

Structural Engineer:

Silman
32 Old Slip, 10th Floor
New York, NY 10005
T 212-620 7970
www.Silman.com

Rev	Date	Issue
-	11 JUN 2021	SD Submission
-	22 OCT 2021	DD Review
-	23 NOV 2021	Issue for DD 50%
-	4 MAR 2022	Issue for Final DD
-	6 DEC 2022	CD Review
-	28 FEB 2023	CD Final

Title

PLUMBING 7TH FLOOR PARTIAL PLANS

Date	06-11-2021
Project No.	12328.000
Drawing By	JF
CHK By	AS
Scale	AS NOTED

DOB Rev
P-208.00
_ of __

DOB SCAN

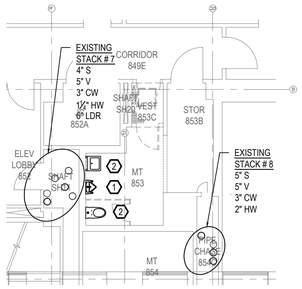

5 8TH FL - SELECTIVE REMOVAL PLAN
1/8"=1'-0"

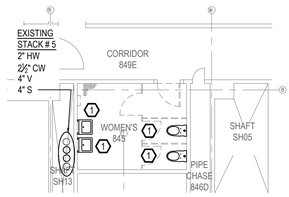

3 8TH FL - SELECTIVE REMOVAL PLAN
1/8"=1'-0"

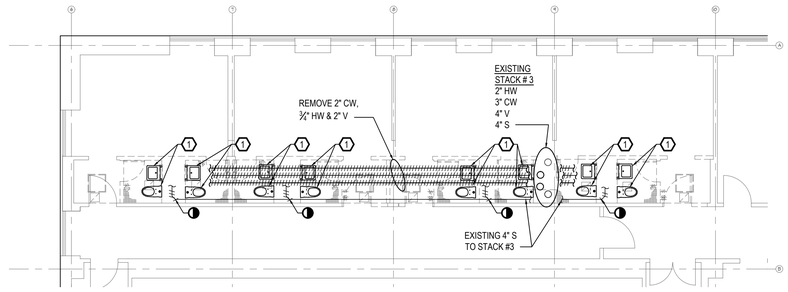

1 8TH FL - SELECTIVE REMOVAL PLAN
1/8"=1'-0"

KEY NOTES - SELECTIVE REMOVAL PLANS:

1. REMOVE EXISTING TOILET ROOM FIXTURES, TRIM AND ALL ASSOCIATED BRANCH PIPING BACK TO THE EXISTING RISER AND/OR MAIN LOCATED WITHIN THIS AREA. CONTRACTOR TO FIELD VERIFY THE LOCATION OF THE RISERS.
2. REMOVE THE EXISTING PLUMBING FIXTURE, TRIM AND CAP AT THE EXISTING ROUGH-IN. PREPARE ROUGH-IN FOR NEW CONNECTION TO FIXTURE.

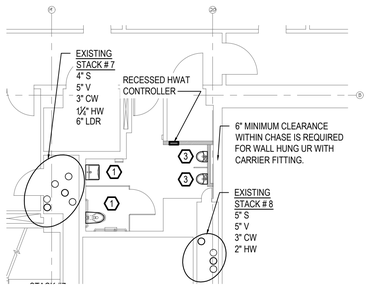

6 8TH FL - CONSTRUCTION PLAN PLAN
1/8"=1'-0"

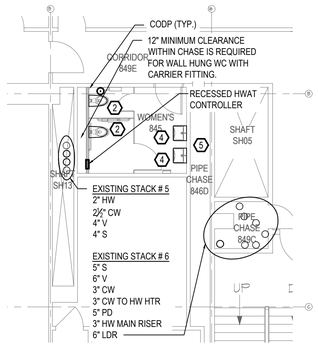

4 8TH FL - CONSTRUCTION PLAN PLAN
1/8"=1'-0"

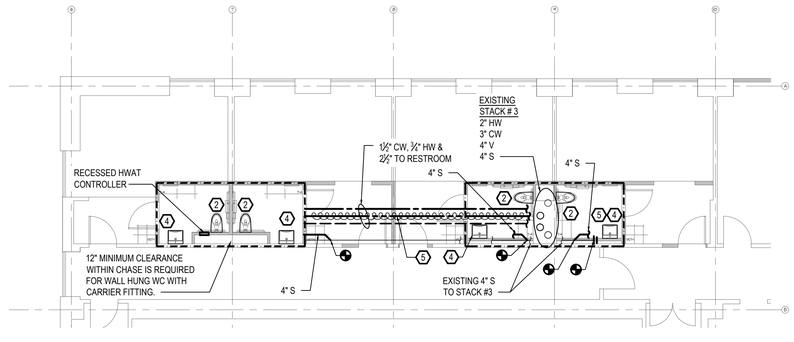

2 8TH FL - CONSTRUCTION PLAN PLAN
1/8"=1'-0"

NOTES:

1. CONTRACTOR SHALL VERIFY AND COORDINATE PIPE ROUTING WITH THE EXISTING MEP SERVICES AND EXISTING CEILING HEIGHTS FOR THE PIPING INDICATED ON THIS PLAN ROUTED AT THE CEILING BELOW.
2. CONTRACTOR SHALL COORDINATE LOCATION WITH ARCHITECTURAL DRAWINGS AND ALL MEP SERVICES.

KEY NOTES - CONSTRUCTION PLANS:

1. INSTALL NEW FIXTURES AND SUPPORTS TO THE EXISTING PLUMBING ROUGH-IN. CONTRACTOR SHALL MODIFY AND/OR REPLACE ANY EXISTING ROUGH-IN AS REQUIRED TO ACCEPT THE NEW FIXTURE LOCATION AND/OR MOUNTING HEIGHTS. FURTHERMORE REPLACE ANY DAMAGED OR CORRODED ROUGH-IN.
2. PROVIDE ½" CW, 4" S AND 2" V TO WC. CONNECT PIPING TO THE EXISTING PLUMBING MAIN. CONTRACTOR TO FIELD VERIFY THE LOCATION OF THE RISERS.
3. PROVIDE 1" CW, 2" S AND 2" V TO UR. CONNECT PIPING TO THE EXISTING PLUMBING MAIN. CONTRACTOR TO FIELD VERIFY THE LOCATION OF THE RISERS.
4. PROVIDE ¾" HW & CW, 2" S AND 2" V TO LAV. CONNECT PIPING TO THE EXISTING PLUMBING STACK. CONTRACTOR TO FIELD VERIFY THE LOCATION OF THE RISERS.
5. PROVIDE HWAT FOR ENTIRE LENGTH OF THE HOT WATER PIPING FROM THE EXISTING POINT OF CONNECTION AND TERMINATE AT EACH FIXTURE CONNECTION.

N 0 4 8 16 FEET

KINGS COUNTY SUPREME COURT BUILDING ACCESSIBILITY RENOVATIONS

360 Adams Street
Brooklyn NY 11201

Conditions

ALL IDEAS, DESIGNS, ARRANGEMENTS AND PLANS INDICATED OR REPRESENTED BY THIS DRAWING ARE OWNED BY, AND THE PROPERTY OF RONNETTE RILEY ARCHITECT AND WERE CREATED, EVOLVED AND DEVELOPED FOR THE USE ON, AND IN CONNECTION WITH THE SPECIFIED PROJECT.
NONE OF SUCH IDEAS, DESIGNS, ARRANGEMENTS OR PLANS SHALL BE USED BY OR DISCLOSED TO ANY PERSON, FIRM OR CORPORATION FOR ANY PURPOSE WHATSOEVER WITHOUT THE WRITTEN PERMISSION OF RONNETTE RILEY ARCHITECT.

© Copyright Ronnette Riley *Architect* 2021

Ronnette Riley *Architect*

494 Eighth Avenue, 15th Floor
New York, NY 10001
T 212 594 4015
F 212 594 2868
www.ronnetteriley.com

MEP Engineer:

Loring Consulting Engineers, Inc.
360 West 31st Street, 14th Floor
New York, NY 10001-2727
T 212-563 7400
www.loringengineers.com
New York City .Washington, DC . Princeton . Durham . Toronto

Structural Engineer:

Silman
32 Old Slip, 10th Floor
New York, NY 10005
T 212-620 7970
www.Silman.com

Rev	Date	Issue
-	11 JUN 2021	SD Submission
-	22 OCT 2021	DD Review
-	23 NOV 2021	Issue for DD 50%
-	4 MAR 2022	Issue for Final DD
-	6 DEC 2022	CD Review
-	28 FEB 2023	CD Final

Title

PLUMBING 8TH FLOOR PARTIAL PLANS

Date	06-11-2021
Project No.	12328.000
Drawing By	JF
CHK By	AS
Scale	AS NOTED

DOB Rev
P-209.00
_ of __

DOB SCAN

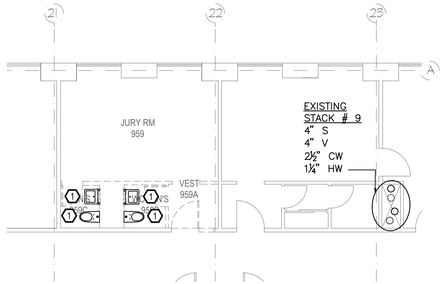

5 9TH FL - SELECTIVE REMOVAL PLAN
1/8"=1'-0"

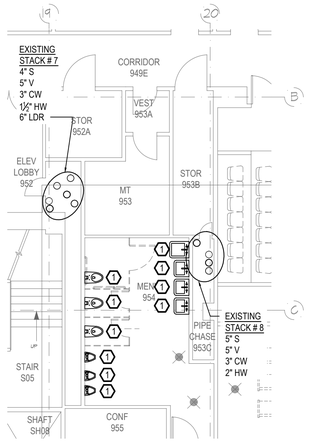

3 9TH FL - SELECTIVE REMOVAL PLAN
1/8"=1'-0"

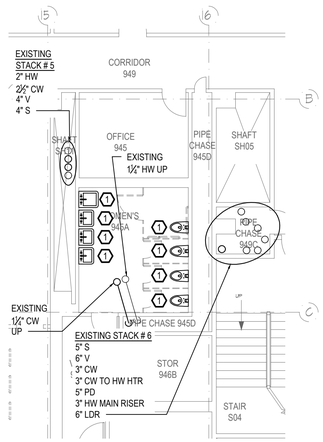

1 9TH FL - SELECTIVE REMOVAL PLAN
1/8"=1'-0"

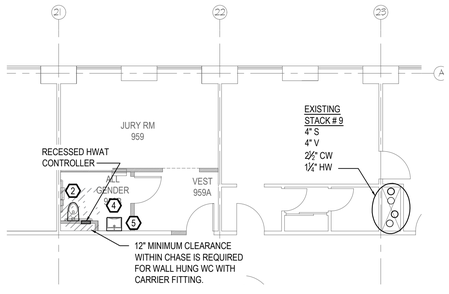

6 9TH FL - CONSTRUCTION PLAN
1/8"=1'-0"

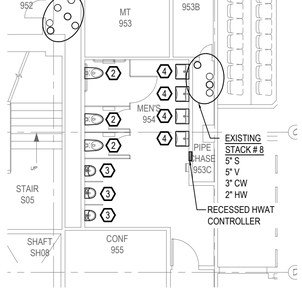

4 9TH FL - CONSTRUCTION PLAN
1/8"=1'-0"

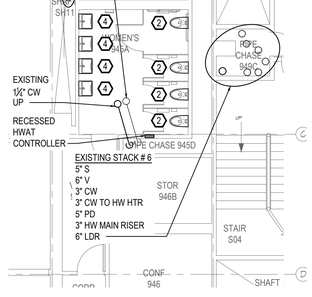

2 9TH FL - CONSTRUCTION PLAN
1/8"=1'-0"

KEY NOTES - SELECTIVE REMOVAL PLANS:

1. REMOVE EXISTING TOILET ROOM FIXTURES, TRIM AND ALL ASSOCIATED BRANCH PIPING BACK TO THE EXISTING RISER AND/OR MAIN LOCATED WITHIN THIS AREA. CONTRACTOR TO FIELD VERIFY THE LOCATION OF THE RISERS.
2. REMOVE THE EXISTING PLUMBING FIXTURE, TRIM AND CAP AT THE EXISTING ROUGH-IN. PREPARE ROUGH-IN FOR NEW CONNECTION TO FIXTURE.

NOTES:

1. CONTRACTOR SHALL VERIFY AND COORDINATE PIPE ROUTING WITH THE EXISTING MEP SERVICES AND EXISTING CEILING HEIGHTS FOR THE PIPING INDICATED ON THIS PLAN ROUTED AT THE CEILING BELOW.
2. CONTRACTOR SHALL COORDINATE LOCATION WITH ARCHITECTURAL DRAWINGS AND ALL MEP SERVICES.

KEY NOTES - CONSTRUCTION PLANS:

1. INSTALL NEW FIXTURES AND SUPPORTS TO THE EXISTING PLUMBING ROUGH-IN. CONTRACTOR SHALL MODIFY AND/OR REPLACE ANY EXISTING ROUGH-IN AS REQUIRED TO ACCEPT THE NEW FIXTURE LOCATION AND/OR MOUNTING HEIGHTS. FURTHERMORE REPLACE ANY DAMAGED OR CORRODED ROUGH-IN.
2. PROVIDE 1¼" CW, 4" S AND 2" V TO WC. CONNECT PIPING TO THE EXISTING PLUMBING MAIN. CONTRACTOR TO FIELD VERIFY THE LOCATION OF THE RISERS.
3. PROVIDE 1" CW, 2" S AND 2" V TO UR. CONNECT PIPING TO THE EXISTING PLUMBING MAIN. CONTRACTOR TO FIELD VERIFY THE LOCATION OF THE RISERS.
4. PROVIDE ½" HW & CW, 2" S AND 2" V TO LAV. CONNECT PIPING TO THE EXISTING PLUMBING STACK. CONTRACTOR TO FIELD VERIFY THE LOCATION OF THE RISERS.
5. PROVIDE HWAT FOR ENTIRE LENGTH OF THE HOT WATER PIPING FROM THE EXISTING POINT OF CONNECTION AND TERMINATE AT EACH FIXTURE CONNECTION.

N 0 4 8 16 FEET

KINGS COUNTY SUPREME COURT BUILDING ACCESSIBILITY RENOVATIONS

360 Adams Street
Brooklyn NY 11201

Conditions

ALL IDEAS, DESIGNS, ARRANGEMENTS AND PLANS INDICATED OR REPRESENTED BY THIS DRAWING ARE OWNED BY, AND THE PROPERTY OF RONNETTE RILEY ARCHITECT AND WERE CREATED, EVOLVED AND DEVELOPED FOR THE USE ON, AND IN CONNECTION WITH THE SPECIFIED PROJECT.
NONE OF SUCH IDEAS, DESIGNS, ARRANGEMENTS OR PLANS SHALL BE USED BY OR DISCLOSED TO ANY PERSON, FIRM OR CORPORATION FOR ANY PURPOSE WHATSOEVER WITHOUT THE WRITTEN PERMISSION OF RONNETTE RILEY ARCHITECT.

© Copyright Ronnette Riley *Architect* 2021

Ronnette Riley *Architect*

494 Eighth Avenue, 15th Floor
New York, NY 10001
T 212 594 4015
F 212 594 2868
www.ronnetteriley.com

MEP Engineer:

Loring Consulting Engineers, Inc.
360 West 31st Street, 14th Floor
New York, NY 10001-2727
T 212-563 7400
www.loringengineers.com
New York City .Washington, DC . Princeton . Durham . Toronto

Structural Engineer:

Silman
32 Old Slip, 10th Floor
New York, NY 10005
T 212-620 7970
www.Silman.com

Rev	Date	Issue
-	11 JUN 2021	SD Submission
-	22 OCT 2021	DD Review
-	23 NOV 2021	Issue for DD 50%
-	4 MAR 2022	Issue for Final DD
-	6 DEC 2022	CD Review
-	28 FEB 2023	CD Final

Title

PLUMBING 9TH FLOOR PARTIAL PLANS

Date	06-11-2021
Project No.	12328.000
Drawing By	JF
CHK By	AS
Scale	AS NOTED

DOB Rev
P-210.00
_ of __

DOB SCAN

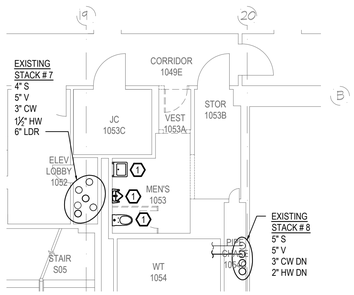

3 10TH FL - SELECTIVE REMOVAL PLAN
1/8"=1'-0"

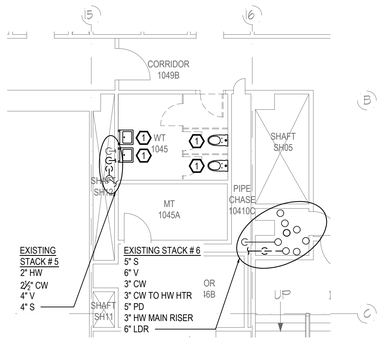

1 10TH FL - SELECTIVE REMOVAL PLAN
1/8"=1'-0"

4 10TH FL - CONSTRUCTION PLAN
1/8"=1'-0"

2 10TH FL - CONSTRUCTION PLAN
1/8"=1'-0"

KEY NOTES - SELECTIVE REMOVAL PLANS:

1. REMOVE EXISTING TOILET ROOM FIXTURES, TRIM AND ALL ASSOCIATED BRANCH PIPING BACK TO THE EXISTING RISER AND/OR MAIN LOCATED WITHIN THIS AREA. CONTRACTOR TO FIELD VERIFY THE LOCATION OF THE RISERS.
2. REMOVE THE EXISTING PLUMBING FIXTURE, TRIM AND CAP AT THE EXISTING ROUGH-IN. PREPARE ROUGH-IN FOR NEW CONNECTION TO FIXTURE.

NOTES:

1. CONTRACTOR SHALL VERIFY AND COORDINATE PIPE ROUTING WITH THE EXISTING MEP SERVICES AND EXISTING CEILING HEIGHTS FOR THE PIPING INDICATED ON THIS PLAN ROUTED AT THE CEILING BELOW.
2. CONTRACTOR SHALL COORDINATE LOCATION WITH ARCHITECTURAL DRAWINGS AND ALL MEP SERVICES.

KEY NOTES - CONSTRUCTION PLANS:

1. INSTALL NEW FIXTURES AND SUPPORTS TO THE EXISTING PLUMBING ROUGH-IN. CONTRACTOR SHALL MODIFY AND/OR REPLACE ANY EXISTING ROUGH-IN AS REQUIRED TO ACCEPT THE NEW FIXTURE LOCATION AND/OR MOUNTING HEIGHTS. FURTHERMORE REPLACE ANY DAMAGED OR CORRODED ROUGH-IN.
2. PROVIDE 1½" CW, 4" S AND 2" V TO WC. CONNECT PIPING TO THE EXISTING PLUMBING MAIN. CONTRACTOR TO FIELD VERIFY THE LOCATION OF THE RISERS.
3. PROVIDE 1" CW, 2" S AND 2" V TO UR. CONNECT PIPING TO THE EXISTING PLUMBING MAIN. CONTRACTOR TO FIELD VERIFY THE LOCATION OF THE RISERS.
4. PROVIDE ½" HW & CW, 2" S AND 2" V TO LAV. CONNECT PIPING TO THE EXISTING PLUMBING STACK. CONTRACTOR TO FIELD VERIFY THE LOCATION OF THE RISERS.
5. PROVIDE HWAT FOR ENTIRE LENGTH OF THE HOT WATER PIPING FROM THE EXISTING POINT OF CONNECTION AND TERMINATE AT EACH FIXTURE CONNECTION.

N 0 4 8 16 FEET

KINGS COUNTY SUPREME COURT BUILDING ACCESSIBILITY RENOVATIONS

360 Adams Street
Brooklyn NY 11201

Conditions

ALL IDEAS, DESIGNS, ARRANGEMENTS AND PLANS INDICATED OR REPRESENTED BY THIS DRAWING ARE OWNED BY, AND THE PROPERTY OF RONNETTE RILEY ARCHITECT AND WERE CREATED, EVOLVED AND DEVELOPED FOR THE USE ON, AND IN CONNECTION WITH THE SPECIFIED PROJECT.
NONE OF SUCH IDEAS, DESIGNS, ARRANGEMENTS OR PLANS SHALL BE USED BY OR DISCLOSED TO ANY PERSON, FIRM OR CORPORATION FOR ANY PURPOSE WHATSOEVER WITHOUT THE WRITTEN PERMISSION OF RONNETTE RILEY ARCHITECT.

© Copyright Ronnette Riley *Architect* 2021

Ronnette Riley *Architect*

494 Eighth Avenue, 15th Floor
New York, NY 10001
T 212 594 4015
F 212 594 2868
www.ronnetteriley.com

MEP Engineer:

Loring Consulting Engineers, Inc.
360 West 31st Street, 14th Floor
New York, NY 10001-2727
T 212-563 7400
www.loringengineers.com
New York City .Washington, DC . Princeton . Durham . Toronto

Structural Engineer:

Silman
32 Old Slip, 10th Floor
New York, NY 10005
T 212-620 7970
www.Silman.com

Rev	Date	Issue
-	11 JUN 2021	SD Submission
-	22 OCT 2021	DD Review
-	23 NOV 2021	Issue for DD 50%
-	4 MAR 2022	Issue for Final DD
-	6 DEC 2022	CD Review
-	28 FEB 2023	CD Final

Title

PLUMBING 10TH FLOOR PARTIAL PLANS

Date	06-11-2021
Project No.	12328.000
Drawing By	JF
CHK By	AS
Scale	AS NOTED

DOB Rev
P-211.00
_ of __

DOB SCAN

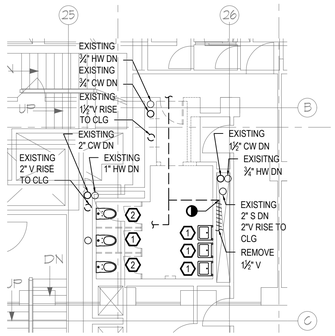

3 11TH FL - SELECTIVE REMOVAL PLAN
1/8"=1'-0"

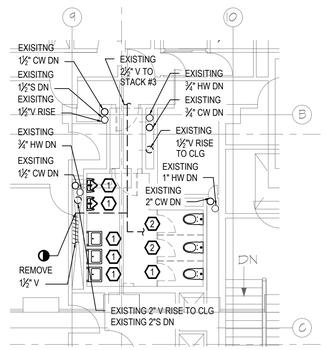

1 11TH FL - SELECTIVE REMOVAL PLAN
1/8"=1'-0"

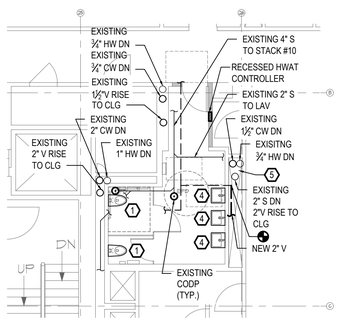

4 11TH FL - CONSTRUCTION PLAN
1/8"=1'-0"

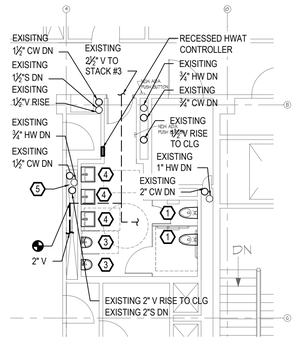

2 11TH FL - CONSTRUCTION PLAN
1/8"=1'-0"

KEY NOTES - SELECTIVE REMOVAL PLANS:

1. REMOVE EXISTING TOILET ROOM FIXTURES, TRIM AND ALL ASSOCIATED BRANCH PIPING BACK TO THE EXISTING RISER AND/OR MAIN LOCATED WITHIN THIS AREA. CONTRACTOR TO FIELD VERIFY THE LOCATION OF THE RISERS.
2. REMOVE THE EXISTING PLUMBING FIXTURE, TRIM AND CAP AT THE EXISTING ROUGH-IN. PREPARE ROUGH-IN FOR NEW CONNECTION TO FIXTURE.

NOTES:

1. CONTRACTOR SHALL VERIFY AND COORDINATE PIPE ROUTING WITH THE EXISTING MEP SERVICES AND EXISTING CEILING HEIGHTS FOR THE PIPING INDICATED ON THIS PLAN ROUTED AT THE CEILING BELOW.
2. CONTRACTOR SHALL COORDINATE LOCATION WITH ARCHITECTURAL DRAWINGS AND ALL MEP SERVICES.

KEY NOTES - CONSTRUCTION PLANS:

1. INSTALL NEW FIXTURES AND SUPPORTS TO THE EXISTING PLUMBING ROUGH-IN. CONTRACTOR SHALL MODIFY AND/OR REPLACE ANY EXISTING ROUGH-IN AS REQUIRED TO ACCEPT THE NEW FIXTURE LOCATION AND/OR MOUNTING HEIGHTS. FURTHERMORE REPLACE ANY DAMAGED OR CORRODED ROUGH-IN.
2. PROVIDE 1½" CW, 4" S AND 2" V TO WC. CONNECT PIPING TO THE EXISTING PLUMBING MAIN. CONTRACTOR TO FIELD VERIFY THE LOCATION OF THE RISERS.
3. PROVIDE 1" CW, 2" S AND 2" V TO UR. CONNECT PIPING TO THE EXISTING PLUMBING MAIN. CONTRACTOR TO FIELD VERIFY THE LOCATION OF THE RISERS.
4. PROVIDE ¾" HW & CW, 2" S AND 2" V TO LAV. CONNECT PIPING TO THE EXISTING PLUMBING STACK. CONTRACTOR TO FIELD VERIFY THE LOCATION OF THE RISERS.
5. PROVIDE HWAT FOR ENTIRE LENGTH OF THE HOT WATER PIPING FROM THE EXISTING POINT OF CONNECTION AND TERMINATE AT EACH FIXTURE CONNECTION.

N 0 4 8 16 FEET

KINGS COUNTY SUPREME COURT BUILDING ACCESSIBILITY RENOVATIONS

360 Adams Street
Brooklyn NY 11201

Conditions

ALL IDEAS, DESIGNS, ARRANGEMENTS AND PLANS INDICATED OR REPRESENTED BY THIS DRAWING ARE OWNED BY, AND THE PROPERTY OF RONNETTE RILEY ARCHITECT AND WERE CREATED, EVOLVED AND DEVELOPED FOR THE USE ON, AND IN CONNECTION WITH THE SPECIFIED PROJECT.
NONE OF SUCH IDEAS, DESIGNS, ARRANGEMENTS OR PLANS SHALL BE USED BY OR DISCLOSED TO ANY PERSON, FIRM OR CORPORATION FOR ANY PURPOSE WHATSOEVER WITHOUT THE WRITTEN PERMISSION OF RONNETTE RILEY ARCHITECT.

© Copyright Ronnette Riley *Architect* 2021

Ronnette Riley *Architect*

494 Eighth Avenue, 15th Floor
New York, NY 10001
T 212 594 4015
F 212 594 2868
www.ronnetteriley.com

MEP Engineer:

Loring Consulting Engineers, Inc.
360 West 31st Street, 14th Floor
New York, NY 10001-2727
T 212-563 7400
www.loringengineers.com
New York City .Washington, DC . Princeton . Durham . Toronto

Structural Engineer:

Silman
32 Old Slip, 10th Floor
New York, NY 10005
T 212-620 7970
www.Silman.com

Rev	Date	Issue
-	11 JUN 2021	SD Submission
-	22 OCT 2021	DD Review
-	23 NOV 2021	Issue for DD 50%
-	4 MAR 2022	Issue for Final DD
-	6 DEC 2022	CD Review
-	28 FEB 2023	CD Final

Title

PLUMBING 11TH FLOOR PARTIAL PLANS

Date	06-11-2021
Project No.	12328.000
Drawing By	JF
CHK By	AS
Scale	AS NOTED

DOB Rev
P-212.00
_ of __

DOB SCAN

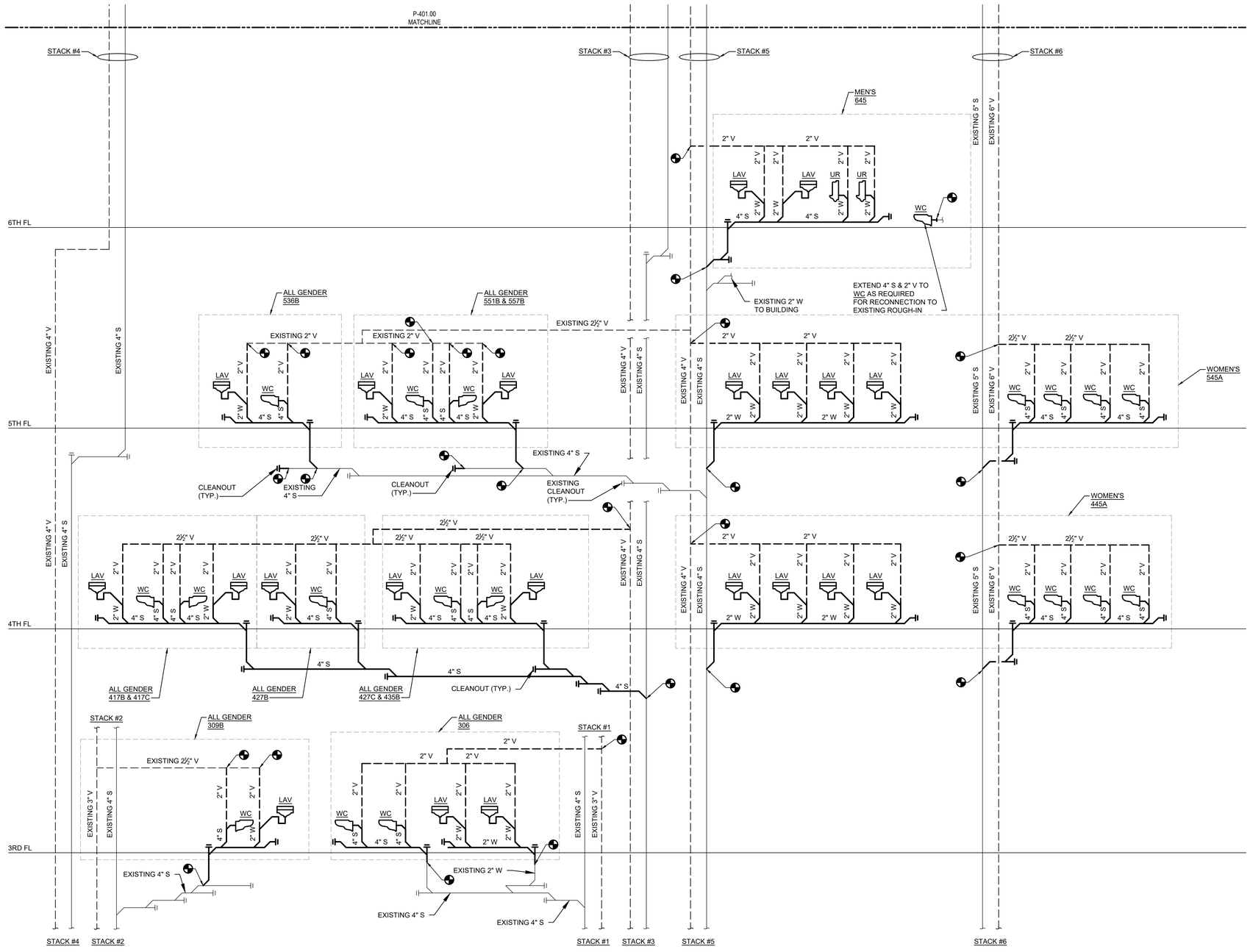

KINGS COUNTY SUPREME COURT BUILDING ACCESSIBILITY RENOVATIONS

360 Adams Street
Brooklyn NY 11201

Conditions

ALL IDEAS, DESIGNS, ARRANGEMENTS AND PLANS INDICATED OR REPRESENTED BY THIS DRAWING ARE OWNED BY, AND THE PROPERTY OF RONNETTE RILEY ARCHITECT AND WERE CREATED, EVOLVED AND DEVELOPED FOR THE USE ON, AND IN CONNECTION WITH THE SPECIFIED PROJECT.
NONE OF SUCH IDEAS, DESIGNS, ARRANGEMENTS OR PLANS SHALL BE USED BY OR DISCLOSED TO ANY PERSON, FIRM OR CORPORATION FOR ANY PURPOSE WHATSOEVER WITHOUT THE WRITTEN PERMISSION OF RONNETTE RILEY ARCHITECT.

© Copyright Ronnette Riley *Architect* 2021

Ronnette Riley *Architect*

494 Eighth Avenue, 15th Floor
New York, NY 10001
T 212 594 4015
F 212 594 2868
www.ronnetteriley.com

MEP Engineer:

Loring Consulting Engineers, Inc.
360 West 31st Street, 14th Floor
New York, NY 10001-2727
T 212-563 7400
www.loringengineers.com
New York City .Washington, DC . Princeton . Durham . Toronto

Structural Engineer:

Silman
32 Old Slip, 10th Floor
New York, NY 10005
T 212-620 7970
www.Silman.com

Rev	Date	Issue
-	11 JUN 2021	SD Submission
-	22 OCT 2021	DD Review
-	23 NOV 2021	Issue for DD 50%
-	4 MAR 2022	Issue for Final DD
-	6 DEC 2022	CD Review
-	28 FEB 2023	CD Final

Title

SANITARY RISER 3RD TO 6TH FL. STACKS 1 TO 6

Date	06-11-2021
Project No.	12328.000
Drawing By	JF
CHK By	AS
Scale	NTS

DOB Rev

P-400.00

_ of __

DOB SCAN

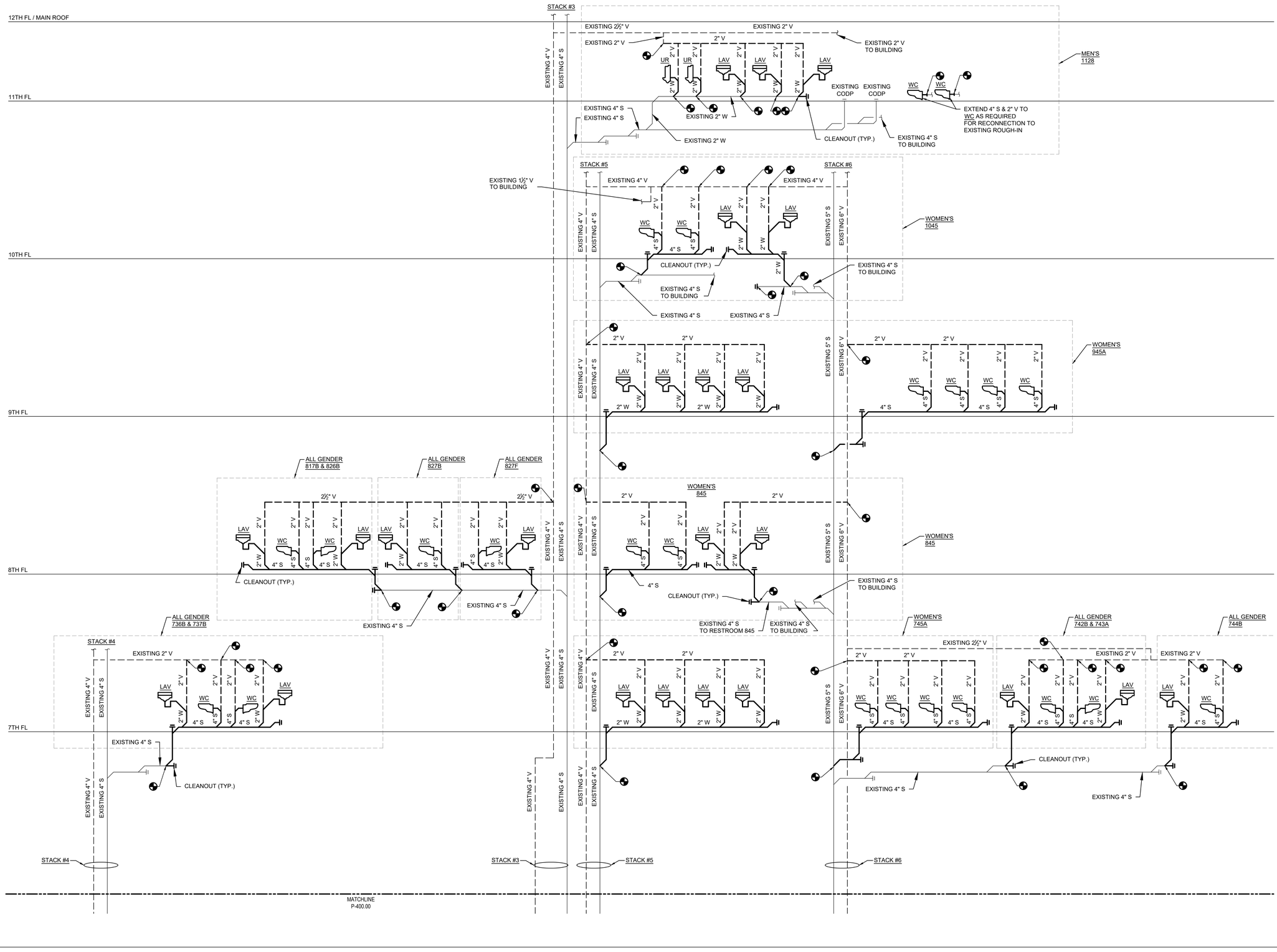

KINGS COUNTY SUPREME COURT BUILDING ACCESSIBILITY RENOVATIONS

360 Adams Street
Brooklyn NY 11201

Conditions

ALL IDEAS, DESIGNS, ARRANGEMENTS AND PLANS INDICATED OR REPRESENTED BY THIS DRAWING ARE OWNED BY, AND THE PROPERTY OF RONNETTE RILEY ARCHITECT AND WERE CREATED, EVOLVED AND DEVELOPED FOR THE USE ON, AND IN CONNECTION WITH THE SPECIFIED PROJECT.
NONE OF SUCH IDEAS, DESIGNS, ARRANGEMENTS OR PLANS SHALL BE USED BY OR DISCLOSED TO ANY PERSON, FIRM OR CORPORATION FOR ANY PURPOSE WHATSOEVER WITHOUT THE WRITTEN PERMISSION OF RONNETTE RILEY ARCHITECT.

© Copyright Ronnette Riley *Architect* 2021

Ronnette Riley *Architect*

494 Eighth Avenue, 15th Floor
New York, NY 10001
T 212 594 4015
F 212 594 2868
www.ronnetteriley.com

MEP Engineer:

Loring Consulting Engineers, Inc.
360 West 31st Street, 14th Floor
New York, NY 10001-2727
T 212-563 7400
www.loringengineers.com
New York City .Washington, DC . Princeton . Durham . Toronto

Structural Engineer:

Silman
32 Old Slip, 10th Floor
New York, NY 10005
T 212-620 7970
www.Silman.com

Rev	Date	Issue
-	11 JUN 2021	SD Submission
-	22 OCT 2021	DD Review
-	23 NOV 2021	Issue for DD 50%
-	4 MAR 2022	Issue for Final DD
-	6 DEC 2022	CD Review
-	28 FEB 2023	CD Final

Title

SANITARY RISER 7TH TO 11TH FL. STACKS 3 TO 6

Date	06-11-2021
Project No.	12328.000
Drawing By	JF
CHK By	AS
Scale	NTS

DOB Rev
P-401.00
_ of __

DOB SCAN

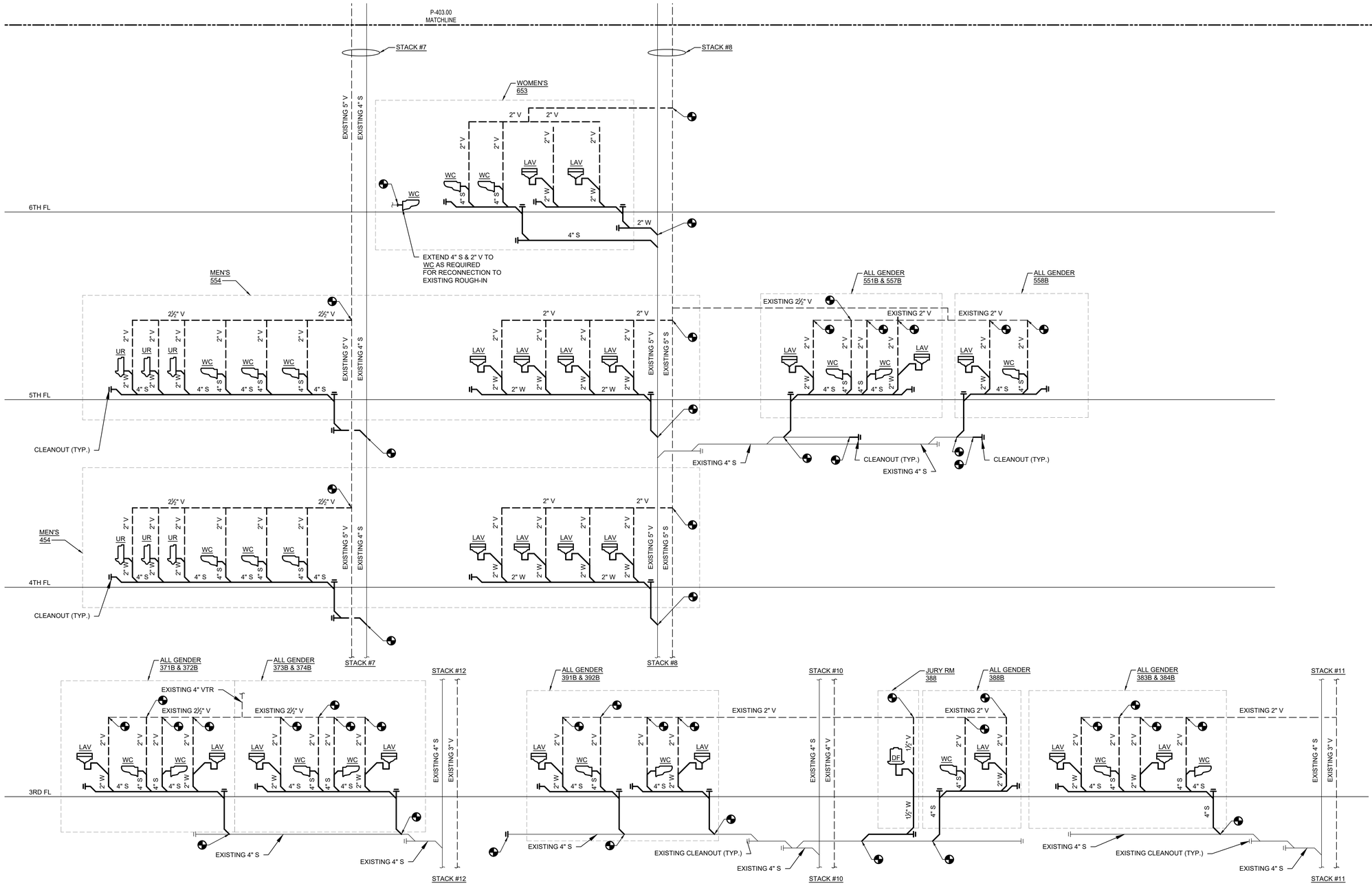

KINGS COUNTY SUPREME COURT BUILDING ACCESSIBILITY RENOVATIONS

360 Adams Street
Brooklyn NY 11201

Conditions

ALL IDEAS, DESIGNS, ARRANGEMENTS AND PLANS INDICATED OR REPRESENTED BY THIS DRAWING ARE OWNED BY, AND THE PROPERTY OF RONNETTE RILEY ARCHITECT AND WERE CREATED, EVOLVED AND DEVELOPED FOR THE USE ON, AND IN CONNECTION WITH THE SPECIFIED PROJECT.
NONE OF SUCH IDEAS, DESIGNS, ARRANGEMENTS OR PLANS SHALL BE USED BY OR DISCLOSED TO ANY PERSON, FIRM OR CORPORATION FOR ANY PURPOSE WHATSOEVER WITHOUT THE WRITTEN PERMISSION OF RONNETTE RILEY ARCHITECT.

© Copyright Ronnette Riley *Architect* 2021

Ronnette Riley *Architect*

494 Eighth Avenue, 15th Floor
New York, NY 10001
T 212 594 4015
F 212 594 2868
www.ronnetteriley.com

MEP Engineer:

Loring Consulting Engineers, Inc.
360 West 31st Street, 14th Floor
New York, NY 10001-2727
T 212-563 7400
www.loringengineers.com
New York City .Washington, DC . Princeton . Durham . Toronto

Structural Engineer:

Silman
32 Old Slip, 10th Floor
New York, NY 10005
T 212-620 7970
www.Silman.com

Rev	Date	Issue
-	11 JUN 2021	SD Submission
-	22 OCT 2021	DD Review
-	23 NOV 2021	Issue for DD 50%
-	4 MAR 2022	Issue for Final DD
-	6 DEC 2022	CD Review
-	28 FEB 2023	CD Final

Title

SANITARY RISER 3RD TO 6TH FL. STACKS 7, 8, 10,11,12

Date	06-11-2021
Project No.	12328.000
Drawing By	JF
CHK By	AS
Scale	NTS

DOB Rev

P-402.00

_ of __

DOB SCAN

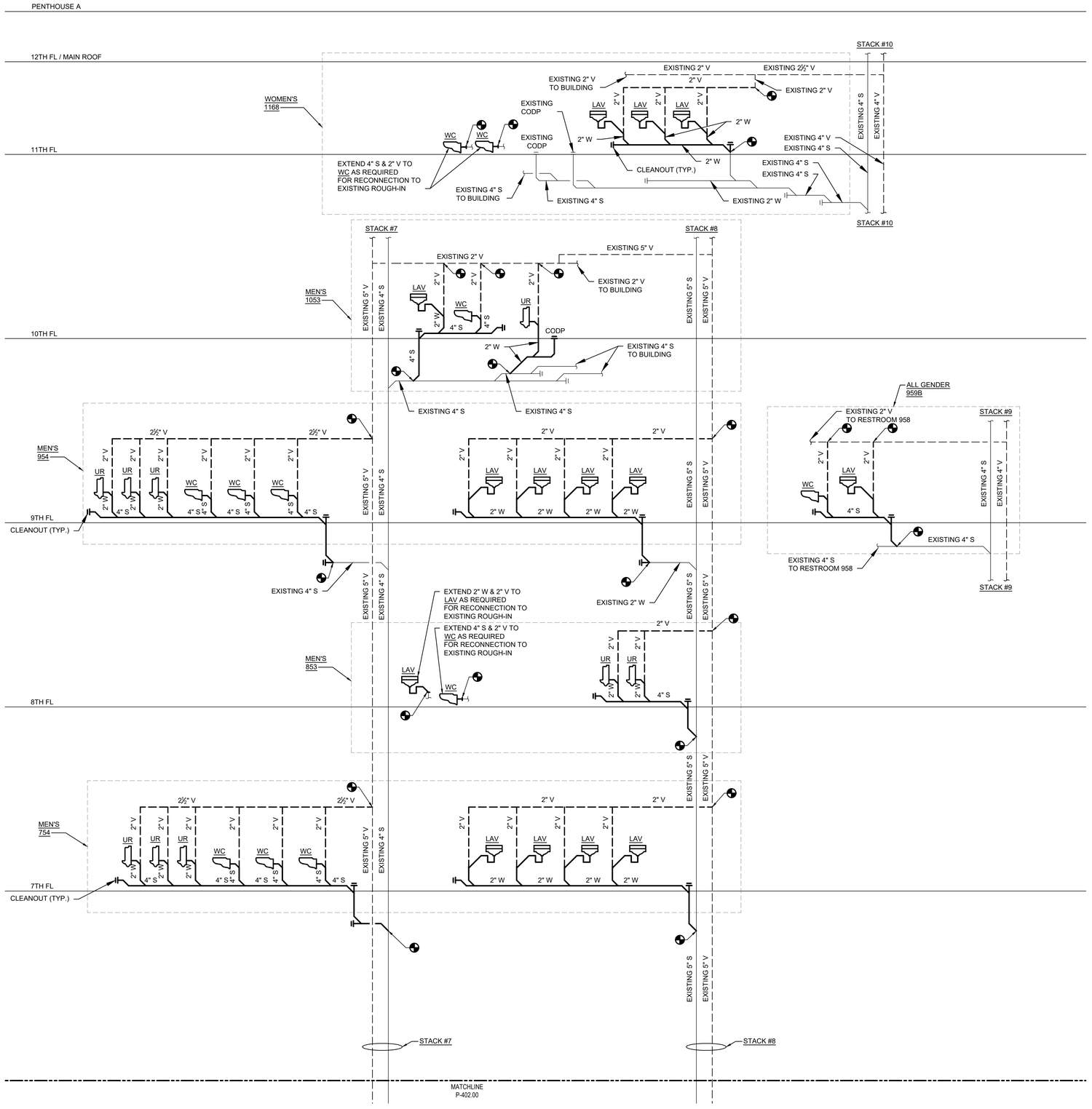

KINGS COUNTY SUPREME COURT BUILDING ACCESSIBILITY RENOVATIONS

360 Adams Street
Brooklyn NY 11201

Conditions

ALL IDEAS, DESIGNS, ARRANGEMENTS AND PLANS INDICATED OR REPRESENTED BY THIS DRAWING ARE OWNED BY, AND THE PROPERTY OF RONNETTE RILEY ARCHITECT AND WERE CREATED, EVOLVED AND DEVELOPED FOR THE USE ON, AND IN CONNECTION WITH THE SPECIFIED PROJECT.
NONE OF SUCH IDEAS, DESIGNS, ARRANGEMENTS OR PLANS SHALL BE USED BY OR DISCLOSED TO ANY PERSON, FIRM OR CORPORATION FOR ANY PURPOSE WHATSOEVER WITHOUT THE WRITTEN PERMISSION OF RONNETTE RILEY ARCHITECT.

© Copyright Ronnette Riley *Architect* 2021

Ronnette Riley *Architect*

494 Eighth Avenue, 15th Floor
New York, NY 10001
T 212 594 4015
F 212 594 2868
www.ronnetteriley.com

MEP Engineer:

Loring Consulting Engineers, Inc.
360 West 31st Street, 14th Floor
New York, NY 10001-2727
T 212-563 7400
www.loringengineers.com
New York City .Washington, DC . Princeton . Durham . Toronto

Structural Engineer:

Silman
32 Old Slip, 10th Floor
New York, NY 10005
T 212-620 7970
www.Silman.com

Rev	Date	Issue
-	11 JUN 2021	SD Submission
-	22 OCT 2021	DD Review
-	23 NOV 2021	Issue for DD 50%
-	4 MAR 2022	Issue for Final DD
-	6 DEC 2022	CD Review
-	28 FEB 2023	CD Final

Title

SANITARY RISER 7TH TO 11TH FL. STACKS 7 TO 10

Date	06-11-2021
Project No.	12328.000
Drawing By	JF
CHK By	AS
Scale	NTS

DOB Rev
P-403.00
_ of __

DOB SCAN

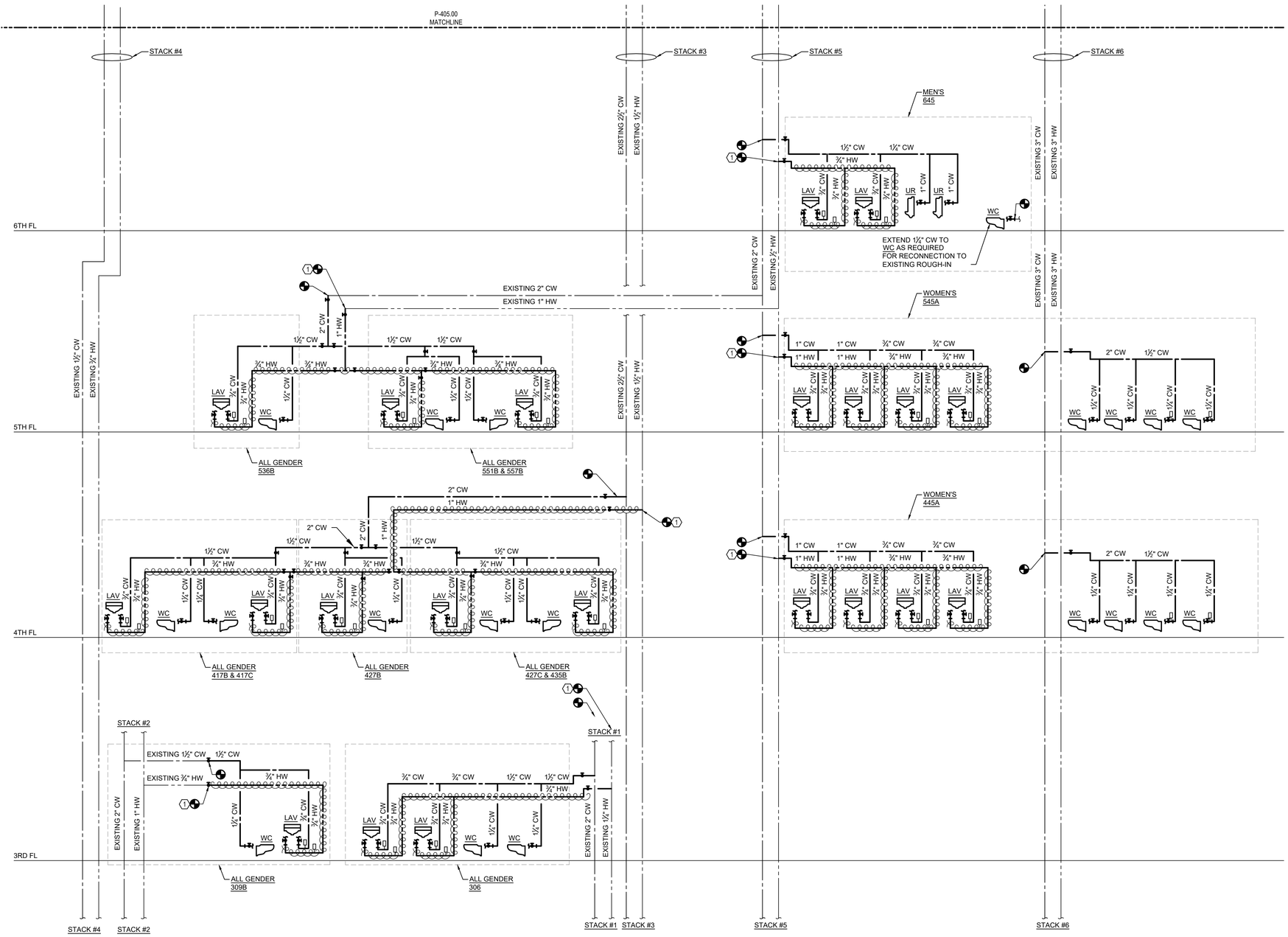

KEY NOTES - CONSTRUCTION PLANS:

1. PROVIDE HWAT FOR ENTIRE LENGTH OF THE HOT WATER PIPING FROM THE EXISTING POINT OF CONNECTION AND TERMINATE AT EACH FIXTURE CONNECTION.

KINGS COUNTY SUPREME COURT BUILDING ACCESSIBILITY RENOVATIONS

360 Adams Street
Brooklyn NY 11201

Conditions

ALL IDEAS, DESIGNS, ARRANGEMENTS AND PLANS INDICATED OR REPRESENTED BY THIS DRAWING ARE OWNED BY, AND THE PROPERTY OF RONNETTE RILEY ARCHITECT AND WERE CREATED, EVOLVED AND DEVELOPED FOR THE USE ON, AND IN CONNECTION WITH THE SPECIFIED PROJECT.
NONE OF SUCH IDEAS, DESIGNS, ARRANGEMENTS OR PLANS SHALL BE USED BY OR DISCLOSED TO ANY PERSON, FIRM OR CORPORATION FOR ANY PURPOSE WHATSOEVER WITHOUT THE WRITTEN PERMISSION OF RONNETTE RILEY ARCHITECT.

© Copyright Ronnette Riley *Architect* 2021

Ronnette Riley *Architect*

494 Eighth Avenue, 15th Floor
New York, NY 10001
T 212 594 4015
F 212 594 2868
www.ronnetteriley.com

MEP Engineer:

Loring Consulting Engineers, Inc.
360 West 31st Street, 14th Floor
New York, NY 10001-2727
T 212-563 7400
www.loringengineers.com
New York City .Washington, DC . Princeton . Durham . Toronto

Structural Engineer:

Silman
32 Old Slip, 10th Floor
New York, NY 10005
T 212-620 7970
www.Silman.com

Rev	Date	Issue
-	11 JUN 2021	SD Submission
-	22 OCT 2021	DD Review
-	23 NOV 2021	Issue for DD 50%
-	4 MAR 2022	Issue for Final DD
-	6 DEC 2022	CD Review
-	28 FEB 2023	CD Final

Title

DOMESTIC WATER RISER
3RD TO 6TH STACKS 1 TO 6

Date	06-11-2021
Project No.	12328.000
Drawing By	JF
CHK By	AS
Scale	NTS

DOB Rev
P-404.00
_ of __

DOB SCAN

KEY NOTES - CONSTRUCTION PLANS:

1. PROVIDE HWAT FOR ENTIRE LENGTH OF THE HOT WATER PIPING FROM THE EXISTING POINT OF CONNECTION AND TERMINATE AT EACH FIXTURE CONNECTION.

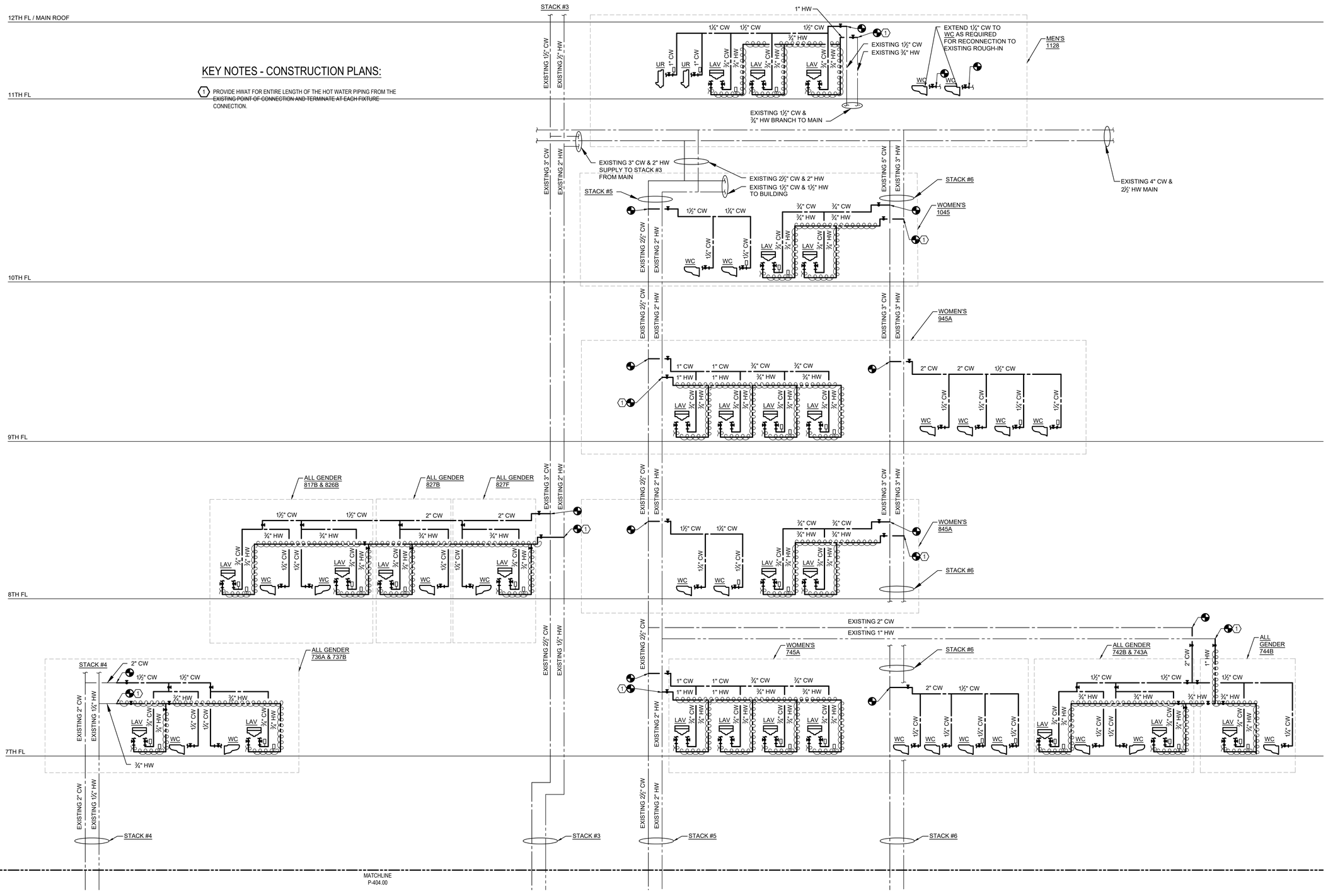

KINGS COUNTY SUPREME COURT BUILDING ACCESSIBILITY RENOVATIONS

360 Adams Street
Brooklyn NY 11201

Conditions

ALL IDEAS, DESIGNS, ARRANGEMENTS AND PLANS INDICATED OR REPRESENTED BY THIS DRAWING ARE OWNED BY, AND THE PROPERTY OF RONNETTE RILEY ARCHITECT AND WERE CREATED, EVOLVED AND DEVELOPED FOR THE USE ON, AND IN CONNECTION WITH THE SPECIFIED PROJECT.
NONE OF SUCH IDEAS, DESIGNS, ARRANGEMENTS OR PLANS SHALL BE USED BY OR DISCLOSED TO ANY PERSON, FIRM OR CORPORATION FOR ANY PURPOSE WHATSOEVER WITHOUT THE WRITTEN PERMISSION OF RONNETTE RILEY ARCHITECT.

© Copyright Ronnette Riley *Architect* 2021

Ronnette Riley *Architect*

494 Eighth Avenue, 15th Floor
New York, NY 10001
T 212 594 4015
F 212 594 2868
www.ronnetteriley.com

MEP Engineer:

Loring Consulting Engineers, Inc.
360 West 31st Street, 14th Floor
New York, NY 10001-2727
T 212-563 7400
www.loringengineers.com
New York City .Washington, DC . Princeton . Durham . Toronto

Structural Engineer:

Silman
32 Old Slip, 10th Floor
New York, NY 10005
T 212-620 7970
www.Silman.com

Rev	Date	Issue
-	11 JUN 2021	SD Submission
-	22 OCT 2021	DD Review
-	23 NOV 2021	Issue for DD 50%
-	4 MAR 2022	Issue for Final DD
-	6 DEC 2022	CD Review
-	28 FEB 2023	CD Final

Title

DOMESTIC WATER RISER 7TH TO 11TH STACKS 3 TO 6

Date	06-11-2021
Project No.	12328.000
Drawing By	JF
CHK By	AS
Scale	NTS

DOB Rev
P-405.00
_ of __

DOB SCAN

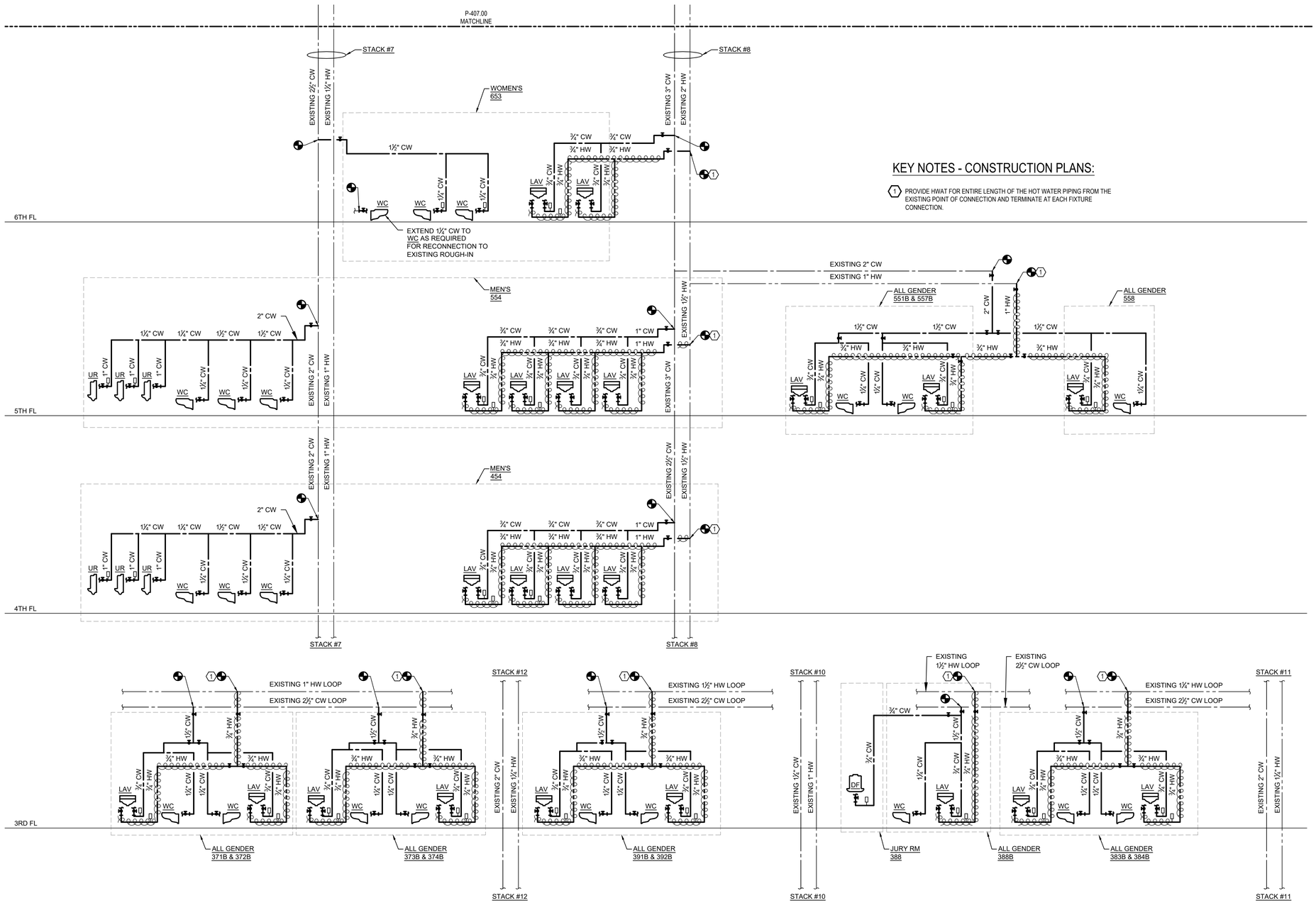

KEY NOTES - CONSTRUCTION PLANS:

1. PROVIDE HWAT FOR ENTIRE LENGTH OF THE HOT WATER PIPING FROM THE EXISTING POINT OF CONNECTION AND TERMINATE AT EACH FIXTURE CONNECTION.

KINGS COUNTY SUPREME COURT BUILDING ACCESSIBILITY RENOVATIONS

360 Adams Street
Brooklyn NY 11201

Conditions

ALL IDEAS, DESIGNS, ARRANGEMENTS AND PLANS INDICATED OR REPRESENTED BY THIS DRAWING ARE OWNED BY, AND THE PROPERTY OF RONNETTE RILEY ARCHITECT AND WERE CREATED, EVOLVED AND DEVELOPED FOR THE USE ON, AND IN CONNECTION WITH THE SPECIFIED PROJECT.
NONE OF SUCH IDEAS, DESIGNS, ARRANGEMENTS OR PLANS SHALL BE USED BY OR DISCLOSED TO ANY PERSON, FIRM OR CORPORATION FOR ANY PURPOSE WHATSOEVER WITHOUT THE WRITTEN PERMISSION OF RONNETTE RILEY ARCHITECT.

© Copyright Ronnette Riley *Architect* 2021

Ronnette Riley *Architect*

494 Eighth Avenue, 15th Floor
New York, NY 10001
T 212 594 4015
F 212 594 2868
www.ronnetteriley.com

MEP Engineer:

Loring Consulting Engineers, Inc.
360 West 31st Street, 14th Floor
New York, NY 10001-2727
T 212-563 7400
www.loringengineers.com
New York City .Washington, DC . Princeton . Durham . Toronto

Structural Engineer:

Silman
32 Old Slip, 10th Floor
New York, NY 10005
T 212-620 7970
www.Silman.com

Rev	Date	Issue
-	11 JUN 2021	SD Submission
-	22 OCT 2021	DD Review
-	23 NOV 2021	Issue for DD 50%
-	4 MAR 2022	Issue for Final DD
-	6 DEC 2022	CD Review
-	28 FEB 2023	CD Final

Title

DOMESTIC WATER 3RD TO 6TH STACKS 7, 8, 10, 11,12

Date	06-11-2021
Project No.	12328.000
Drawing By	JF
CHK By	AS
Scale	NTS

DOB Rev
P-406.00
_ of __

DOB SCAN

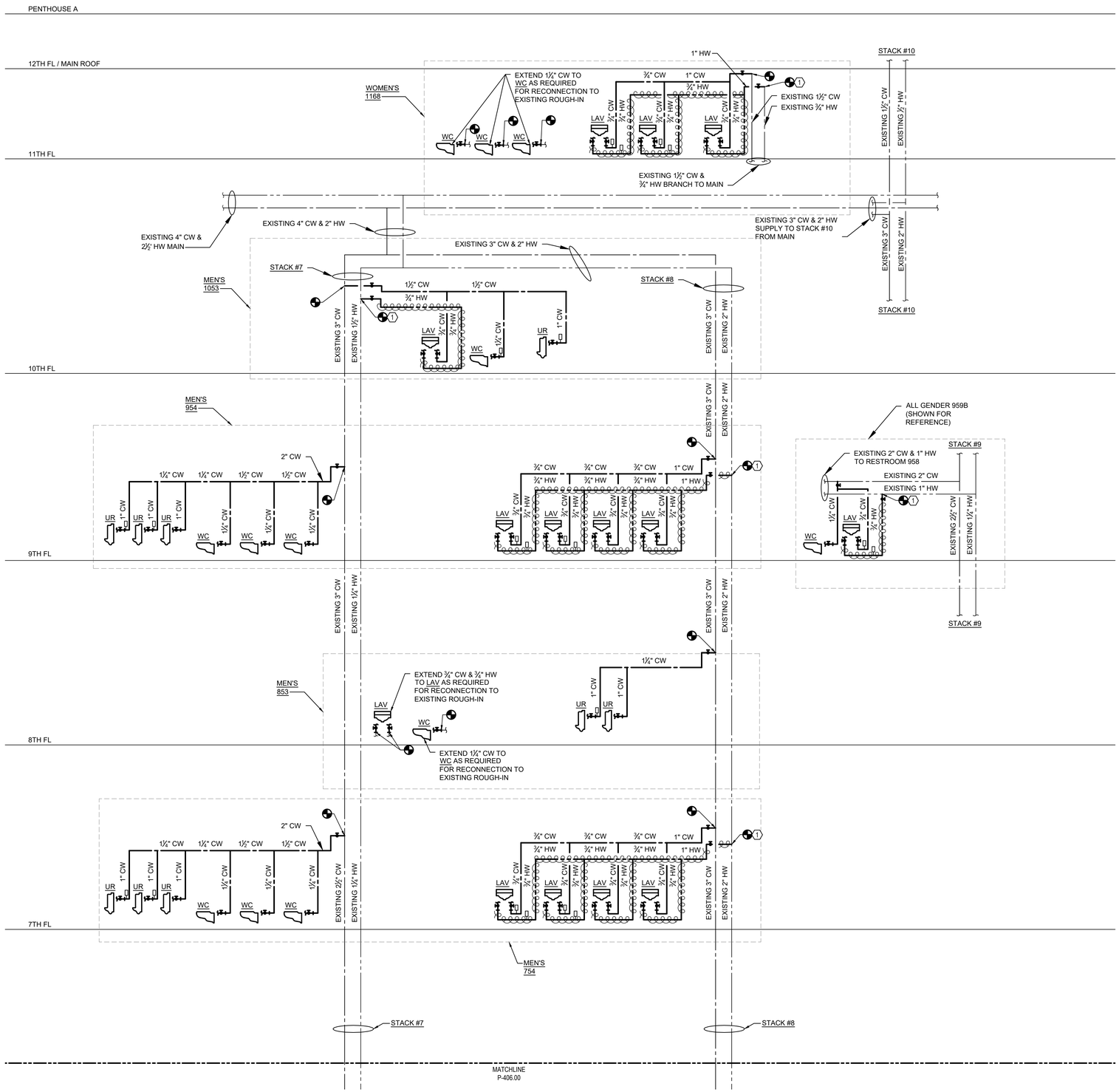

KEY NOTES - CONSTRUCTION PLANS:

1. PROVIDE HWAT FOR ENTIRE LENGTH OF THE HOT WATER PIPING FROM THE EXISTING POINT OF CONNECTION AND TERMINATE AT EACH FIXTURE CONNECTION.

KINGS COUNTY SUPREME COURT BUILDING ACCESSIBILITY RENOVATIONS

360 Adams Street
Brooklyn NY 11201

Conditions

ALL IDEAS, DESIGNS, ARRANGEMENTS AND PLANS INDICATED OR REPRESENTED BY THIS DRAWING ARE OWNED BY, AND THE PROPERTY OF RONNETTE RILEY ARCHITECT AND WERE CREATED, EVOLVED AND DEVELOPED FOR THE USE ON, AND IN CONNECTION WITH THE SPECIFIED PROJECT.
NONE OF SUCH IDEAS, DESIGNS, ARRANGEMENTS OR PLANS SHALL BE USED BY OR DISCLOSED TO ANY PERSON, FIRM OR CORPORATION FOR ANY PURPOSE WHATSOEVER WITHOUT THE WRITTEN PERMISSION OF RONNETTE RILEY ARCHITECT.

© Copyright Ronnette Riley *Architect* 2021

Ronnette Riley *Architect*

494 Eighth Avenue, 15th Floor
New York, NY 10001
T 212 594 4015
F 212 594 2868
www.ronnetteriley.com

MEP Engineer:

Loring Consulting Engineers, Inc.
360 West 31st Street, 14th Floor
New York, NY 10001-2727
T 212-563 7400
www.loringengineers.com
New York City .Washington, DC . Princeton . Durham . Toronto

Structural Engineer:

Silman
32 Old Slip, 10th Floor
New York, NY 10005
T 212-620 7970
www.Silman.com

Rev	Date	Issue
-	11 JUN 2021	SD Submission
-	22 OCT 2021	DD Review
-	23 NOV 2021	Issue for DD 50%
-	4 MAR 2022	Issue for Final DD
-	6 DEC 2022	CD Review
-	28 FEB 2023	CD Final

Title

DOMESTIC WATER RISER
7TH TO 11TH STACKS 7 TO 10

Date	06-11-2021
Project No.	12328.000
Drawing By	JF
CHK By	AS
Scale	NTS

DOB Rev
P-407.00
_ of __

DOB SCAN

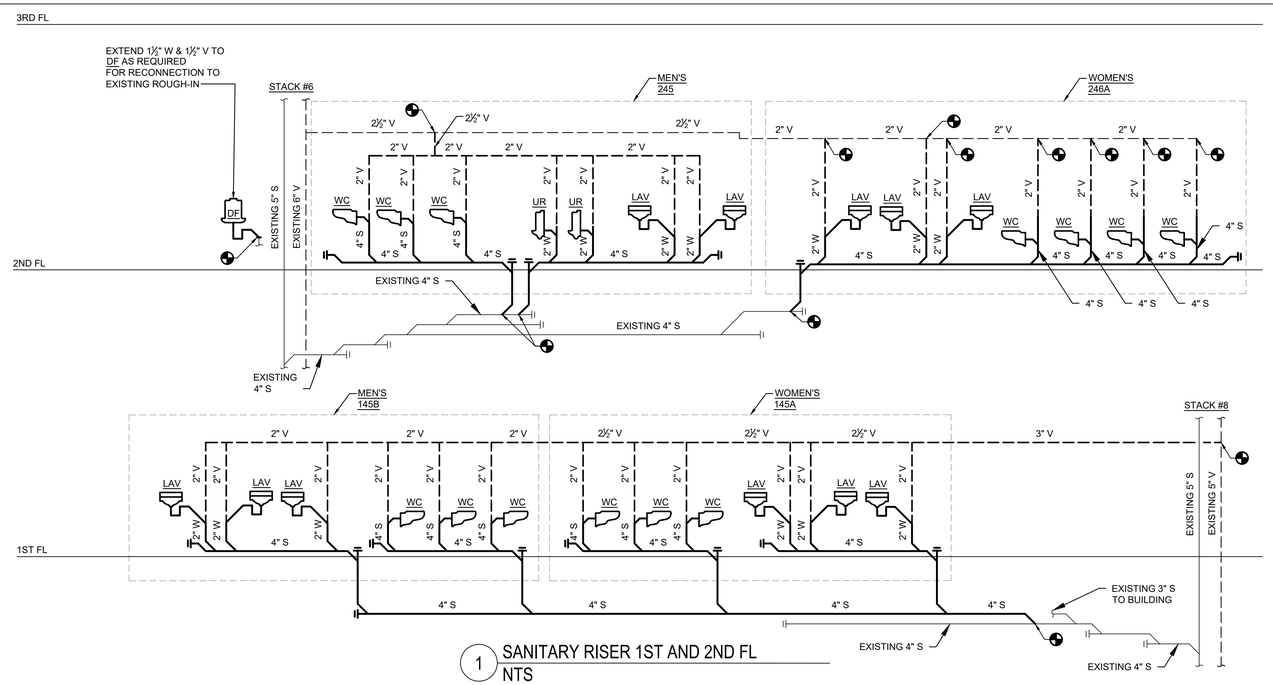

KEY NOTES - CONSTRUCTION PLANS:

1. PROVIDE HWAT FOR ENTIRE LENGTH OF THE HOT WATER PIPING FROM THE EXISTING POINT OF CONNECTION AND TERMINATE AT EACH FIXTURE CONNECTION.

KINGS COUNTY SUPREME COURT BUILDING ACCESSIBILITY RENOVATIONS

360 Adams Street
Brooklyn NY 11201

Conditions

ALL IDEAS, DESIGNS, ARRANGEMENTS AND PLANS INDICATED OR REPRESENTED BY THIS DRAWING ARE OWNED BY, AND THE PROPERTY OF RONNETTE RILEY ARCHITECT AND WERE CREATED, EVOLVED AND DEVELOPED FOR THE USE ON, AND IN CONNECTION WITH THE SPECIFIED PROJECT.
NONE OF SUCH IDEAS, DESIGNS, ARRANGEMENTS OR PLANS SHALL BE USED BY OR DISCLOSED TO ANY PERSON, FIRM OR CORPORATION FOR ANY PURPOSE WHATSOEVER WITHOUT THE WRITTEN PERMISSION OF RONNETTE RILEY ARCHITECT.

© Copyright Ronnette Riley *Architect* 2021

Ronnette Riley *Architect*

494 Eighth Avenue, 15th Floor
New York, NY 10001
T 212 594 4015
F 212 594 2868
www.ronnetteriley.com

MEP Engineer:

Loring Consulting Engineers, Inc.
360 West 31st Street, 14th Floor
New York, NY 10001-2727
T 212-563 7400
www.loringengineers.com
New York City .Washington, DC . Princeton . Durham . Toronto

Structural Engineer:

Silman
32 Old Slip, 10th Floor
New York, NY 10005
T 212-620 7970
www.Silman.com

Rev	Date	Issue
-	11 JUN 2021	SD Submission
-	22 OCT 2021	DD Review
-	23 NOV 2021	Issue for DD 50%
-	4 MAR 2022	Issue for Final DD
-	6 DEC 2022	CD Review
-	28 FEB 2023	CD Final

Title

PLUMBING
1ST & 2ND FL RISERS

Date	06-11-2021
Project No.	12328.000
Drawing By	JF
CHK By	AS
Scale	NTS

DOB Rev
P-408.00
_ of __

DOB SCAN

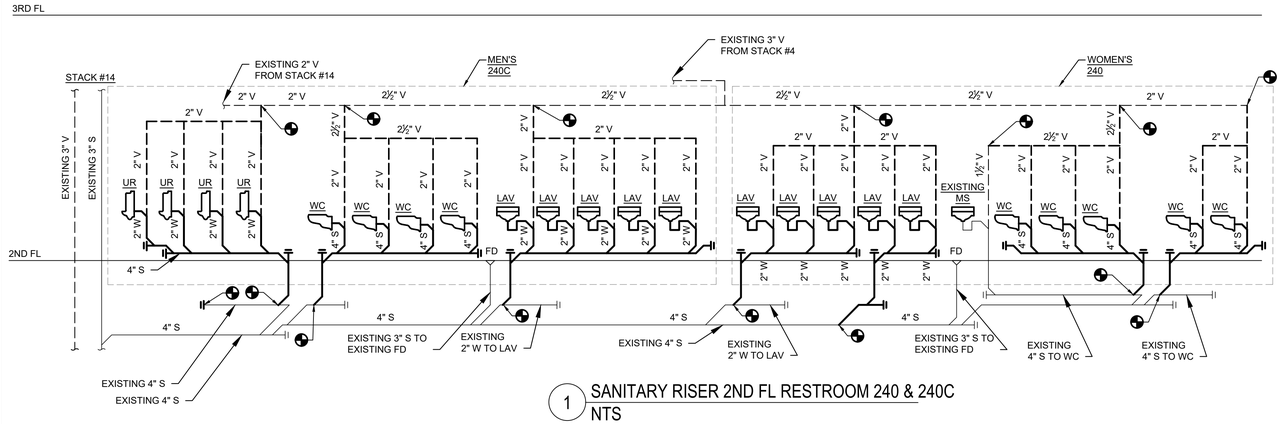

1 SANITARY RISER 2ND FL RESTROOM 240 & 240C
NTS

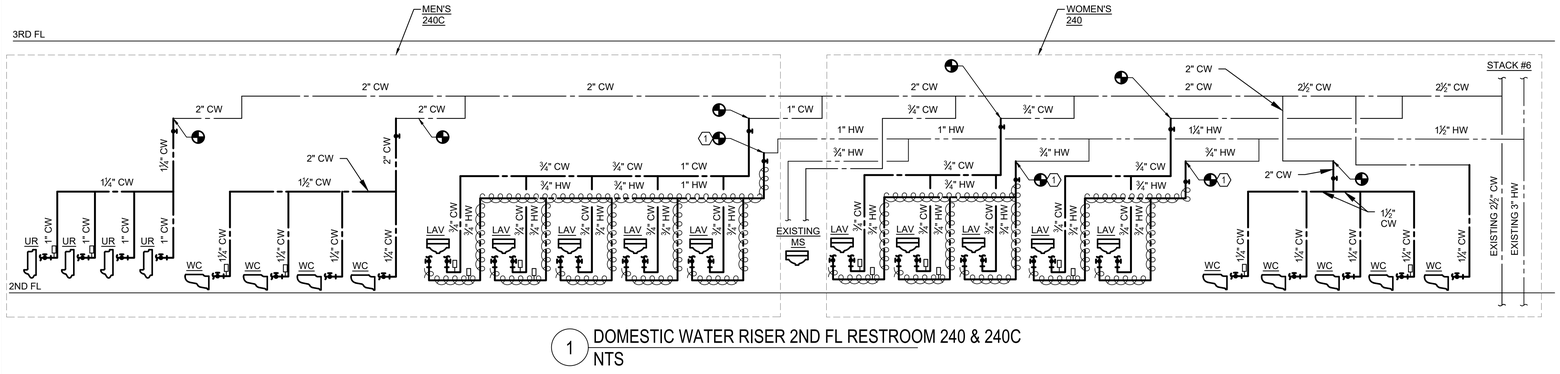

1 DOMESTIC WATER RISER 2ND FL RESTROOM 240 & 240C
NTS

KEY NOTES - CONSTRUCTION PLANS:

1. PROVIDE HWAT FOR ENTIRE LENGTH OF THE HOT WATER PIPING FROM THE EXISTING POINT OF CONNECTION AND TERMINATE AT EACH FIXTURE CONNECTION.

KINGS COUNTY SUPREME COURT BUILDING ACCESSIBILITY RENOVATIONS

360 Adams Street
Brooklyn NY 11201

Conditions

ALL IDEAS, DESIGNS, ARRANGEMENTS AND PLANS INDICATED OR REPRESENTED BY THIS DRAWING ARE OWNED BY, AND THE PROPERTY OF RONNETTE RILEY ARCHITECT AND WERE CREATED, EVOLVED AND DEVELOPED FOR THE USE ON, AND IN CONNECTION WITH THE SPECIFIED PROJECT.
NONE OF SUCH IDEAS, DESIGNS, ARRANGEMENTS OR PLANS SHALL BE USED BY OR DISCLOSED TO ANY PERSON, FIRM OR CORPORATION FOR ANY PURPOSE WHATSOEVER WITHOUT THE WRITTEN PERMISSION OF RONNETTE RILEY ARCHITECT.

© Copyright Ronnette Riley *Architect* 2021

Ronnette Riley *Architect*

494 Eighth Avenue, 15th Floor
New York, NY 10001
T 212 594 4015
F 212 594 2868
www.ronnetteriley.com

MEP Engineer:

Loring Consulting Engineers, Inc.
360 West 31st Street, 14th Floor
New York, NY 10001-2727
T 212-563 7400
www.loringengineers.com
New York City .Washington, DC . Princeton . Durham . Toronto

Structural Engineer:

Silman
32 Old Slip, 10th Floor
New York, NY 10005
T 212-620 7970
www.Silman.com

Rev	Date	Issue
-	11 JUN 2021	SD Submission
-	22 OCT 2021	DD Review
-	23 NOV 2021	Issue for DD 50%
-	4 MAR 2022	Issue for Final DD
-	6 DEC 2022	CD Review
-	28 FEB 2023	CD Final

Title

PLUMBING 2ND FL RESTROOM 240 & 240C RISERS

Date	06-11-2021
Project No.	12328.000
Drawing By	JF
CHK By	AS
Scale	NTS

DOB Rev

P-409.00

_ of __

DOB SCAN

SYMBOLS

----------	EXISTING PIPING TO BE REMOVED
————	SPRINKLER SYSTEM PIPING
————►	DIRECTION ARROW
——— 4" ———○	PIPE-UP UNLESS OTHERWISE NOTED
——— 4" ———⊖	PIPE DROP UNLESS OTHERWISE NOTED
———⊙———	TOP CONNECTION
———⊖———	BOTTOM CONNECTION
————▷	CAPPED OUTLET
LOW HIGH	DROP OR RISE
	NEW CONNECTION
◑	POINT OF DISCONNECTION FROM EXISTING
◕	POINT OF NEW CONNECTION TO EXISTING
(#)	SHEET KEYNOTE DESIGNATION
⊠	UPRIGHT SPRINKLER HEAD (SHOWN FOR REFERENCE)
⊛	CONCEALED SPRINKLER HEAD (SHOWN FOR REFERENCE)

ABBREVIATIONS

AFF	ABOVE FINISHED FLOOR
BD	BELOW DUCT
BOB	BOTTOM OF BEAM
BOD	BOTTOM OF DUCT
BOP	BOTTOM OF THE PIPE
CH	CEILING HEIGHT
DN	DOWN
DR	DRAIN
DWG	DRAWING
EL	ELEVATION
F	FIRE SERVICE
FCVA	FLOOR CONTROL VALVE ASSEMBLY
FDC	FIRE DEPARTMENT CONNECTION
FHR	FIRE HOSE RACK
FP	FIRE PROTECTION
FSP	FIRE STAND PIPE
NTS	NOT TO SCALE
PA	PRE-ACTION
QTY	QUANTITY
SPR	SPRINKLER
SQ.FT.	SQUARE FOOT (FEET)
TCSP	TEMPORARY CORE SPRINKLER PROTECTION
TEMP	TEMPERATURE
TS	TAMPER SWITCH
TYP	TYPICAL
UL	UNDERWRITERS LABORATORY

NOTES:

1. SYMBOLS AND ABBREVIATIONS INDICATED ARE NOT NECESSARILY WITHIN THE SCOPE.

SPECIAL INSPECTION ITEMS:

REQUIRED SPECIAL INSPECTIONS:	CODE/SECTION
SPRINKLER SYSTEMS	BC 1704.23
FIRE-RESISTANT PENETRATIONS AND JOINTS	BC 1704.27

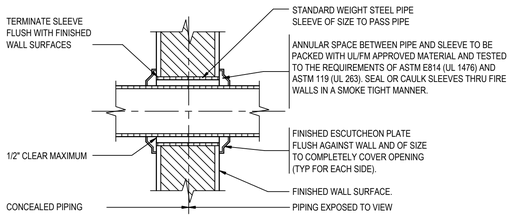

DETAIL OF PIPE PENETRATING THRU FIRE RATED WALL

NOT TO SCALE

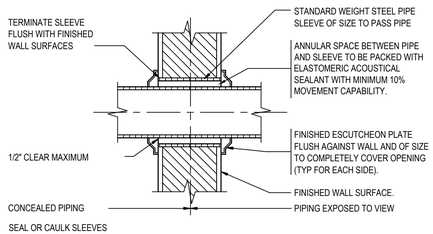

DETAIL OF PIPE PENETRATING THRU NON FIRE RATED WALL

NOT TO SCALE

SPRINKLER NOTES

1. CONTRACTOR SHALL VERIFY ALL DIMENSIONS AND JOB CONDITIONS AND SHALL REPORT TO ENGINEER ANY DISCREPANCIES OR OMISSIONS THAT WOULD INTERFERE WITH SATISFACTORY COMPLETION OF THE WORK.
2. THE CONTRACTOR SHALL BE RESPONSIBLE FOR REVIEWING A FULL SET OF BID DOCUMENTS AND VISIT THE SITE TO MAKE THEMSELVES AWARE OF THE TOTAL JOB BEFORE SUBMITTING THE PRICE, FAILURE TO COMPLY SHALL NOT HOLD THE OWNER RESPONSIBLE FOR ANY ADDITIONAL COST.
3. CONTRACTOR SHALL BE RESPONSIBLE FOR ARRANGING WITH FACILITY'S BUILDING MANAGEMENT FOR HANDLING MATERIALS, AS WELL AS FOR ALLOWABLE WORKING HOURS AND DELIVERIES.
4. CONTRACTOR SHALL SUBMIT ALL SHOP DRAWINGS AND MANUFACTURERS' CUTS AND SAMPLES TO ARCHITECT PRIOR TO COMMENCEMENT OF SUCH WORK.
5. THE CONTRACTOR SHALL INDICATE ON THE SHOP DRAWING THAT ALL PIPING LAYOUTS ARE COORDINATED WITH THE M.E.P. AND STRUCTURAL CONDITIONS. INCLUDE ON EACH WORKING DRAWING LAYOUT CERTIFICATE, THAT ALL RELATED CONDITIONS HAVE BEEN CHECKED, AND THAT NO CONFLICT EXISTS. SUBMISSION WILL NOT BE APPROVED WITHOUT SUCH CERTIFICATION.
7. DRAWINGS ARE NOT TO BE SCALED.
8. CONTRACTOR SHALL COMPLY WITH ALL NEW YORK CITY BUILDING DEPARTMENT AND REGULATORY AGENCIES AND CODE REQUIREMENTS. CONTRACTOR SHALL BE RESPONSIBLE FOR SECURING ALL NECESSARY PERMITS AND APPROVALS OF ALL TRADES.
9. CONTRACTOR SHALL EXERCISE EXTREME CARE IN PROTECTING AREAS ADJACENT TO CONSTRUCTION AREAS SHALL FULLY PROTECT THEM FROM ANY DAMAGE RESULTING FROM CONTRACTOR'S WORKMEN, SUBCONTRACTORS OR AGENTS, AND SHALL BE RESPONSIBLE FOR REPAIRING, CLEANING OR REPLACING ANY SUCH DAMAGE.
10. ALL DIMENSIONS GIVEN ARE FINISH DIMENSIONS UNLESS OTHERWISE STATED.
11. UNLESS SPECIFICALLY STATED OTHERWISE, CONTRACTOR SHALL FURNISH ALL LABOR, MATERIALS, APPURTENANCES, EQUIPMENT AND SERVICES TO COMPLETE ALL WORK AS INDICATED ON DRAWINGS AND/OR SPECIFIED ON NOTES.
12. UNLESS SPECIFICALLY STATED OTHERWISE, CONTRACTOR SHALL FOLLOW MANUFACTURER'S DIRECTIONS, INSTRUCTIONS AND RECOMMENDATIONS FOR ALL MATERIALS AND PROCESSES USED IN THIS CONTRACT.
13. AUTOMATIC SPRINKLER PIPES SHALL BE INSTALLED SUCH THAT FUTURE SPRINKLER HEAD INSTALLATION CAN BE DONE WITHOUT PIPING WORK.
14. PROVIDE SPRINKLER PIPE UNDER DUCTS OVER 4'-0" IN WIDTH IN AREAS WITHOUT HUNG CEILING.
15. LOCATE ALL HORIZONTAL PIPING ABOVE SUSPENDED CEILING, UNLESS THERE IS NO CEILING.
16. ACCESS DOORS SHALL BE PROVIDED ADJACENT TO ALL VALVES.
17. EACH CONTRACTOR IS RESPONSIBLE TO PROVIDE ALL PENETRATIONS, CUTTING, PATCHING, SLEEVES, AND FIRE-STOPPING REQUIRED TO COMPLETE THE INSTALLATION OF ALL WORK INCLUDED UNDER THEIR CONTRACT IN ACCORDANCE WITH THE FIRE EGRESS AND SECURITY PLAN DRAWINGS AND IN ACCORDANCE WITH DIVISION 16.
18. UPON COMPLETION OF THE WORK, CONTRACTOR SHALL COMPLETELY CLEAN THE CONSTRUCTION AREA SUITABLE FOR THE OWNER'S USE, INCLUDING REMOVAL OF ALL LABELS (AFTER ARCHITECT'S INSPECTION), CLEANING OF ALL THE EQUIPMENT, CONSTRUCTION WORK, WINDOWS AND OTHER WORK, NEW AND OLD, IN THAT CONSTRUCTION AREA.
19. BUILDING DEPARTMENT APPROVED PLANS SHALL BE TURNED OVER TO OWNER AT THE COMPLETION OF THE JOB.
20. AT THE FINAL COMPLETION OF THE JOB, CONTRACTOR SHALL SUBMIT TO THE FACILITY AND TO ENGINEER A NOTARIZED AFFIDAVIT STATING COMPLIANCE WITH ALL PROVISIONS OF THIS CONTRACT, INCLUDING ALL NOTES, EXCEPT FOR THOSE CHANGES SPECIFICALLY APPROVED IN WRITING BY THE ARCHITECT.
21. CONTRACTOR SHALL GUARANTEE ALL WORK PERFORMED UNDER THIS CONTRACT FOR ONE YEAR, STARTING FROM DATE OF FINAL ACCEPTANCE OF ALL WORK.
22. CONTRACTOR SHALL PROVIDE AND INSTALL ALL FITTINGS AND PIPING REQUIRED TO MODIFY EXISTING SPRINKLER PIPING DESIGNATED AS EXISTING TO REMAIN IF IN CONFLICT WITH NEW MEP EQUIPMENT OR NEW ARCHITECTURAL FEATURES.
23. THE MINIMUM SPRINKLER BRANCH PIPE SIZE SHALL BE 1".

2022 NYC BUILDING DEPARTMENT SPRINKLER NOTES

1. AUTOMATIC SPRINKLER SYSTEM SHALL COMPLY WITH SEC. 903 & APPENDIX Q OF NYC BUILDING CODE & NFPA 13-2016.
2. CONSTRUCTION DOCUMENTS FOR AUTOMATIC SPRINKLER SYSTEMS SHALL CONTAIN PLANS THAT INCLUDE THE INFORMATION AND DATA LISTED IN SEC. 903.1.2 OF NYC BUILDING CODE.
3. APPROVED AUTOMATIC SPRINKLER SYSTEM IN NEW BUILDINGS AND STRUCTURES SHALL BE PROVIDED IN THE LOCATIONS DESCRIBED IN SEC. 903.2.1 THROUGH 903.2.13 OF NYC BUILDING CODE.
4. AUTOMATIC SPRINKLER SYSTEM SHALL BE DESIGNED AND INSTALLED IN ACCORDANCE WITH SEC. 903.3.1 THROUGH 903.3.8 OF NYC BUILDING CODE.
5. WHERE THE PROVISIONS OF NYC BUILDING CODE REQUIRE THAT A BUILDING OR PORTION BE EQUIPPED THROUGHOUT WITH AN AUTOMATIC SPRINKLER SYSTEM IN ACCORDANCE WITH SEC. 903.3.1.1, SPRINKLERS SHALL BE INSTALLED THROUGHOUT IN ACCORDANCE WITH NFPA 13 EXCEPT AS PROVIDED IN SECTIONS 903.3.1.1.1 AND 903.2 OF NYC BUILDING CODE.
6. SPRINKLERS SHALL NOT BE OMITTED FROM ANY ROOM MERELY BECAUSE IT IS OF FIRE-RESISTANCE-RATED CONSTRUCTION OR CONTAINS ELECTRICAL EQUIPMENT AS PER SEC. 903.3.1.1.1 OF THE NYC BUILDING CODE.
7. WHERE AUTOMATIC SPRINKLER SYSTEM ARE REQUIRED BY NYC BUILDING CODE, QUICK-RESPONSE OR RESIDENTIAL AUTOMATIC SPRINKLERS SHALL BE INSTALLED IN THE AREAS LISTED IN SEC. 903.3.2 OF NYC BUILDING CODE.
8. THE DOCUMENTS OR PORTIONS THERE OF LISTED IN CHAPTER 2 OF NFPA 13-2016 ARE REFERENCED WITHIN NFPA-13 AND SHALL BE CONSIDERED PART OF THE REQUIREMENTS OF THIS DOCUMENT.
9. OCCUPANCY CLASSIFICATION SHALL COMPLY WITH CHAPTER 5 OF NFPA 13-2016.
10. PROTECTION REQUIREMENTS FOR MIXED COMMODITIES SHALL BE ACCORDANCE WITH SEC. 5.6.1.2 OF NFPA 13-2016.
11. TYPES OF HANGERS SHALL BE IN ACCORDANCE WITH THE REQUIREMENT OF SEC. 9.1. OF NFPA 13-2016.
12. MAXIMUM DISTANCE BETWEEN HANGERS SHALL COMPLY WITH TABLE 9.2.2.1(a) OR TABLE 9.2.2.1(b) OF NFPA 13-2016.
13. A SPRINKLER SYSTEM IN ACCORDANCE WITH THIS STANDARD SHALL BE PROPERLY INSPECTED, TESTED AND ACCORDANCE WITH NFPA 25-2016 AND NYC FIRE CODE.
14. SYSTEM WORKING PRESSURE SHALL BE HYDROSTATICALLY TESTED AT 200PSI AND SHALL MAINTAIN THAT PRESSURE WITHOUT LOSS FOR 1 HOUR, PER NFPA 13-2016 SEC. 25.2.1.1 AND APPENDIX Q OF NYC BUILDING CODE.
15. ALL SPRINKLER AND COMBINED SPRINKLER/STANDPIPE FIRE PROTECTION SYSTEM PIPING (NEW AND EXISTING) SHALL BE PAINTED IN ACCORDANCE WITH NYC BUILDING CODE SEC. 903.6. ALL EXPOSED OR CONCEALED (AND EXPOSED DURING CONSTRUCTION) SPRINKLER AND COMBINED SPRINKLER/STANDPIPE SYSTEM PIPING SHALL BE PAINTED RED. DEDICATED SPRINKLER SYSTEM VALVE HANDLES SHALL BE PAINTED GREEN. COMBINED SPRINKLER/ STANDPIPE SYSTEM VALVE HANDLES SHALL BE PAINTED YELLOW.

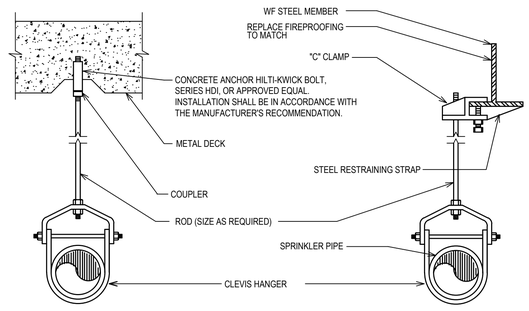

NOTES:

1. CLEVIS HANGERS REQUIRED ON PIPING LARGER THAN 1"
2. GENERAL PURPOSE HANGERS MAY BE USED ON 1" SPRINKLER PIPING ONLY.

TYPICAL HANGER

NOT TO SCALE

KINGS COUNTY SUPREME COURT BUILDING ACCESSIBILITY RENOVATIONS

360 Adams Street
Brooklyn NY 11201

Conditions

ALL IDEAS, DESIGNS, ARRANGEMENTS AND PLANS INDICATED OR REPRESENTED BY THIS DRAWING ARE OWNED BY, AND THE PROPERTY OF RONNETTE RILEY ARCHITECT AND WERE CREATED, EVOLVED AND DEVELOPED FOR THE USE ON, AND IN CONNECTION WITH THE SPECIFIED PROJECT.
NONE OF SUCH IDEAS, DESIGNS, ARRANGEMENTS OR PLANS SHALL BE USED BY OR DISCLOSED TO ANY PERSON, FIRM OR CORPORATION FOR ANY PURPOSE WHATSOEVER WITHOUT THE WRITTEN PERMISSION OF RONNETTE RILEY ARCHITECT.

© Copyright Ronnette Riley *Architect* 2021

Ronnette Riley *Architect*

494 Eighth Avenue, 15th Floor
New York, NY 10001
T 212 594 4015
F 212 594 2868
www.ronnetteriley.com

MEP Engineer:

Loring Consulting Engineers, Inc.
360 West 31st Street, 14th Floor
New York, NY 10001-2727
T 212-563 7400
www.loringengineers.com
New York City .Washington, DC . Princeton . Durham . Toronto

Structural Engineer:

Silman
32 Old Slip, 10th Floor
New York, NY 10005
T 212-620 7970
www.Silman.com

Rev	Date	Issue
-	11 JUN 2021	SD Submission
-	22 OCT 2021	DD Review
-	23 NOV 2021	Issue for DD 50%
-	4 MAR 2022	Issue for Final DD
-	6 DEC 2022	CD Review
-	28 FEB 2023	CD Final

Title

SPRINKLER SYMBOLS, ABBREV. AND NOTES

Date	06-11-2021
Project No.	12328.000
Drawing By	JF
CHK By	AS
Scale	-

DOB Rev

SP-001.00

_ of __

DOB SCAN

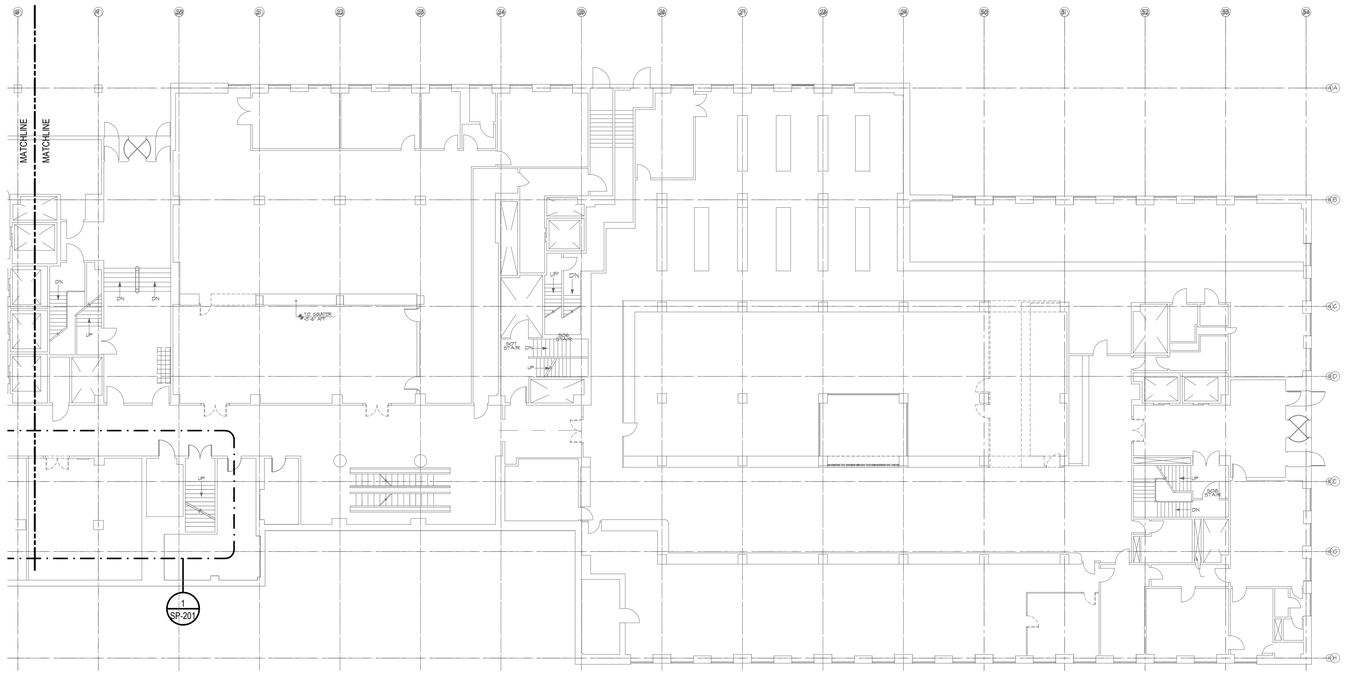

1 1ST FLOOR KEYPLAN
1/16"=1'-0"

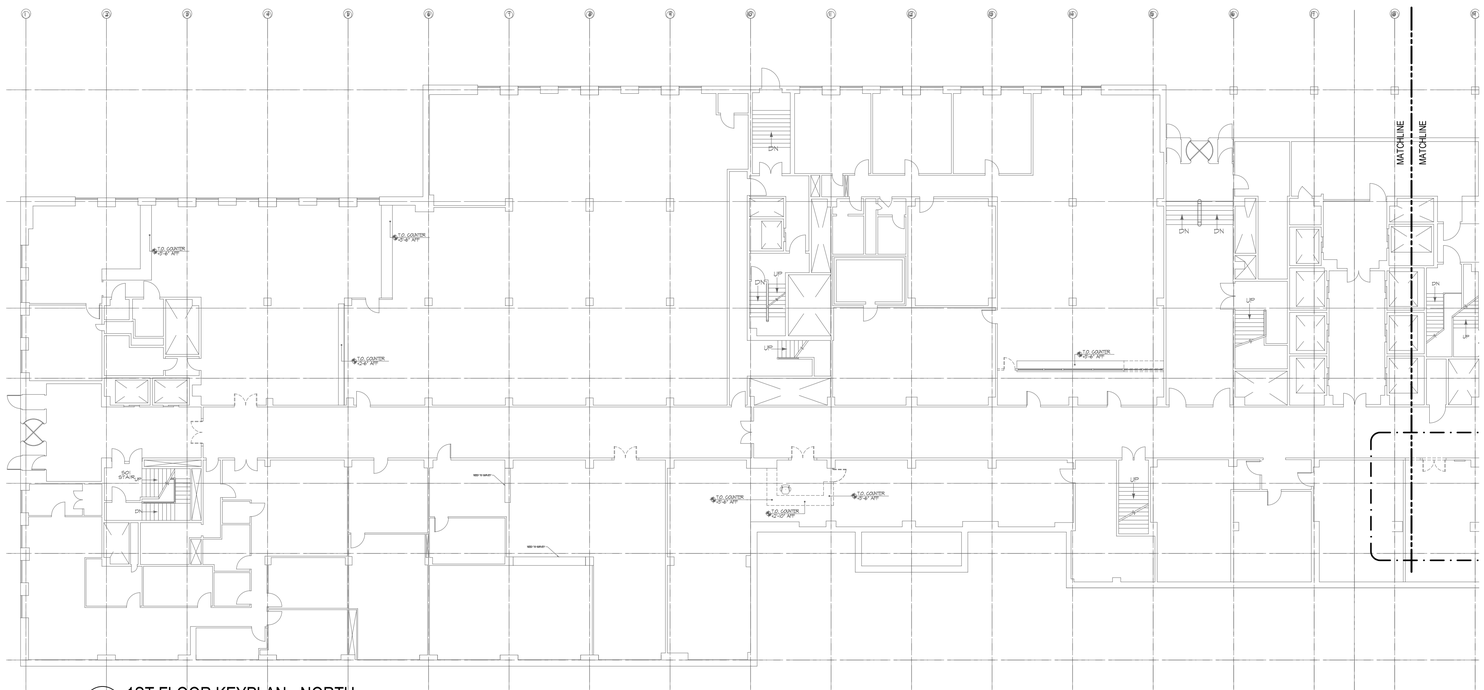

1 1ST FLOOR KEYPLAN - NORTH
1/16"=1'-0"

N 0 8 16 32 FEET

KINGS COUNTY SUPREME COURT BUILDING ACCESSIBILITY RENOVATIONS

360 Adams Street
Brooklyn NY 11201

Conditions

ALL IDEAS, DESIGNS, ARRANGEMENTS AND PLANS INDICATED OR REPRESENTED BY THIS DRAWING ARE OWNED BY, AND THE PROPERTY OF RONNETTE RILEY ARCHITECT AND WERE CREATED, EVOLVED AND DEVELOPED FOR THE USE ON, AND IN CONNECTION WITH THE SPECIFIED PROJECT.
NONE OF SUCH IDEAS, DESIGNS, ARRANGEMENTS OR PLANS SHALL BE USED BY OR DISCLOSED TO ANY PERSON, FIRM OR CORPORATION FOR ANY PURPOSE WHATSOEVER WITHOUT THE WRITTEN PERMISSION OF RONNETTE RILEY ARCHITECT.

© Copyright Ronnette Riley *Architect* 2021

Ronnette Riley *Architect*

494 Eighth Avenue, 15th Floor
New York, NY 10001
T 212 594 4015
F 212 594 2868
www.ronnetteriley.com

MEP Engineer:

Loring Consulting Engineers, Inc.
360 West 31st Street, 14th Floor
New York, NY 10001-2727
T 212-563 7400
www.loringengineers.com
New York City .Washington, DC . Princeton . Durham . Toronto

Structural Engineer:

Silman
32 Old Slip, 10th Floor
New York, NY 10005
T 212-620 7970
www.Silman.com

Rev	Date	Issue
-	11 JUN 2021	SD Submission
-	22 OCT 2021	DD Review
-	23 NOV 2021	Issue for DD 50%
-	4 MAR 2022	Issue for Final DD
-	6 DEC 2022	CD Review
-	28 FEB 2023	CD Final

Title

SPRINKLER 1ST FLOOR KEY PLAN

Date	06-11-2021
Project No.	12328.000
Drawing By	JF
CHK By	AS
Scale	ASNOTED

DOB Rev
SP-101.00
_ of ___

DOB SCAN

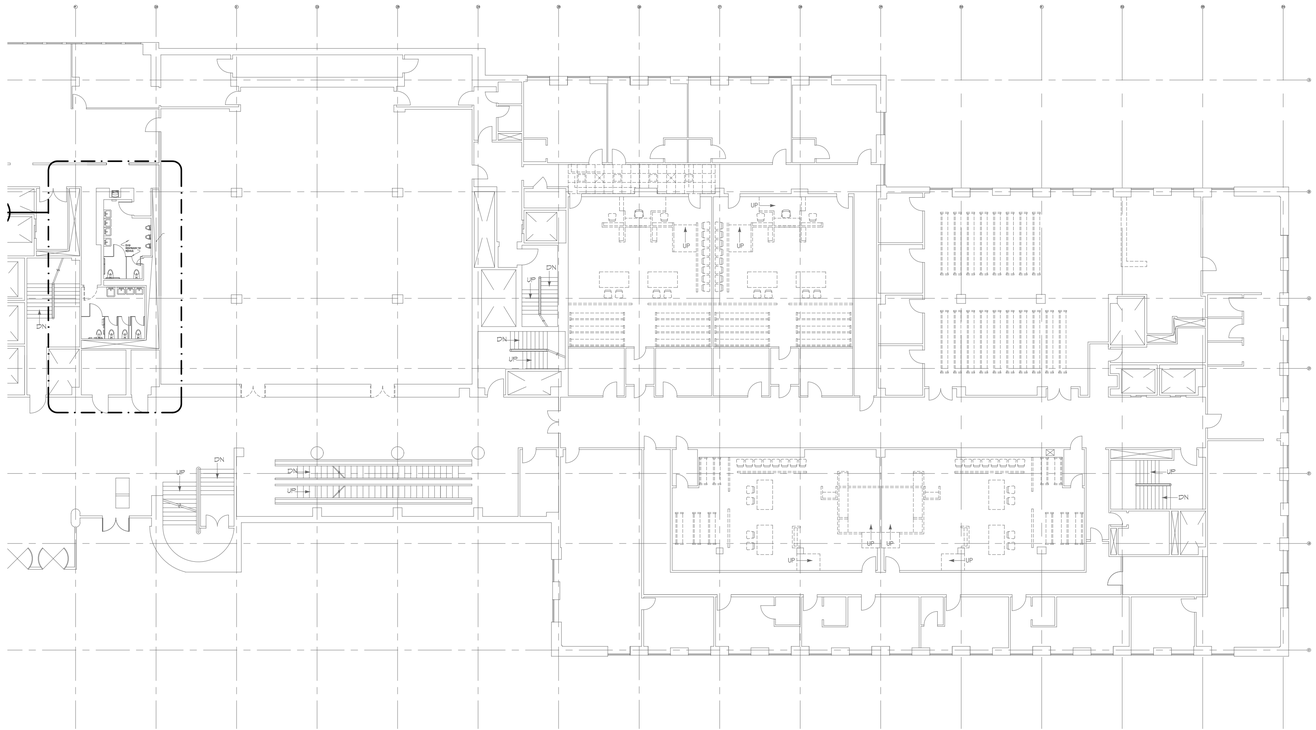

2 2ND FLOOR KEYPLAN - SOUTH
1/16"=1'-0"

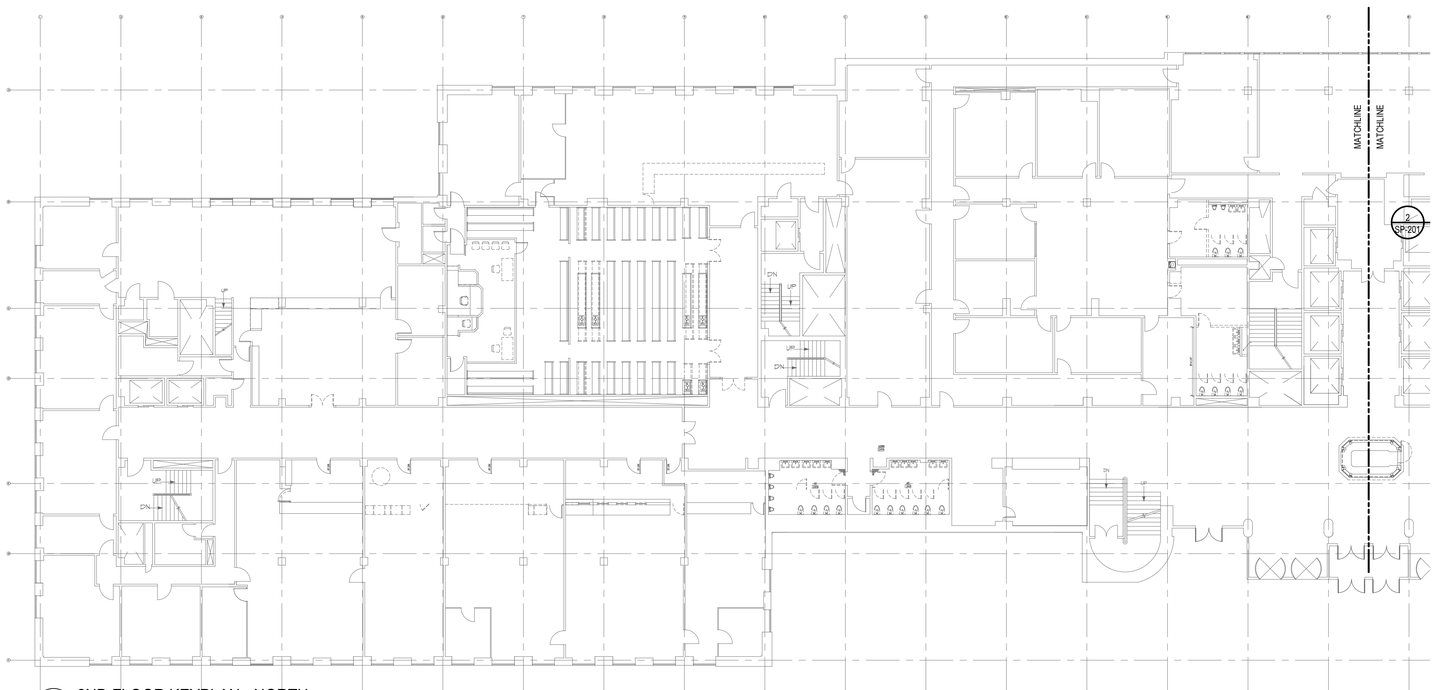

1 2ND FLOOR KEYPLAN - NORTH
1/16"=1'-0"

N 0 8 16 32 FEET

KINGS COUNTY SUPREME COURT BUILDING ACCESSIBILITY RENOVATIONS

360 Adams Street
Brooklyn NY 11201

Conditions

ALL IDEAS, DESIGNS, ARRANGEMENTS AND PLANS INDICATED OR REPRESENTED BY THIS DRAWING ARE OWNED BY, AND THE PROPERTY OF RONNETTE RILEY ARCHITECT AND WERE CREATED, EVOLVED AND DEVELOPED FOR THE USE ON, AND IN CONNECTION WITH THE SPECIFIED PROJECT.
NONE OF SUCH IDEAS, DESIGNS, ARRANGEMENTS OR PLANS SHALL BE USED BY OR DISCLOSED TO ANY PERSON, FIRM OR CORPORATION FOR ANY PURPOSE WHATSOEVER WITHOUT THE WRITTEN PERMISSION OF RONNETTE RILEY ARCHITECT.

© Copyright Ronnette Riley *Architect* 2021

Ronnette Riley *Architect*

494 Eighth Avenue, 15th Floor
New York, NY 10001
T 212 594 4015
F 212 594 2868
www.ronnetteriley.com

MEP Engineer:

Loring Consulting Engineers, Inc.
360 West 31st Street, 14th Floor
New York, NY 10001-2727
T 212-563 7400
www.loringengineers.com
New York City .Washington, DC . Princeton . Durham . Toronto

Structural Engineer:

Silman
32 Old Slip, 10th Floor
New York, NY 10005
T 212-620 7970
www.Silman.com

Rev	Date	Issue
-	11 JUN 2021	SD Submission
-	22 OCT 2021	DD Review
-	23 NOV 2021	Issue for DD 50%
-	4 MAR 2022	Issue for Final DD
-	6 DEC 2022	CD Review
-	28 FEB 2023	CD Final

Title

SPRINKLER 2ND FLOOR KEY PLAN

Date	06-11-2021
Project No.	12328.000
Drawing By	JF
CHK By	AS
Scale	-

DOB Rev
SP-102.00
_ of ___

DOB SCAN

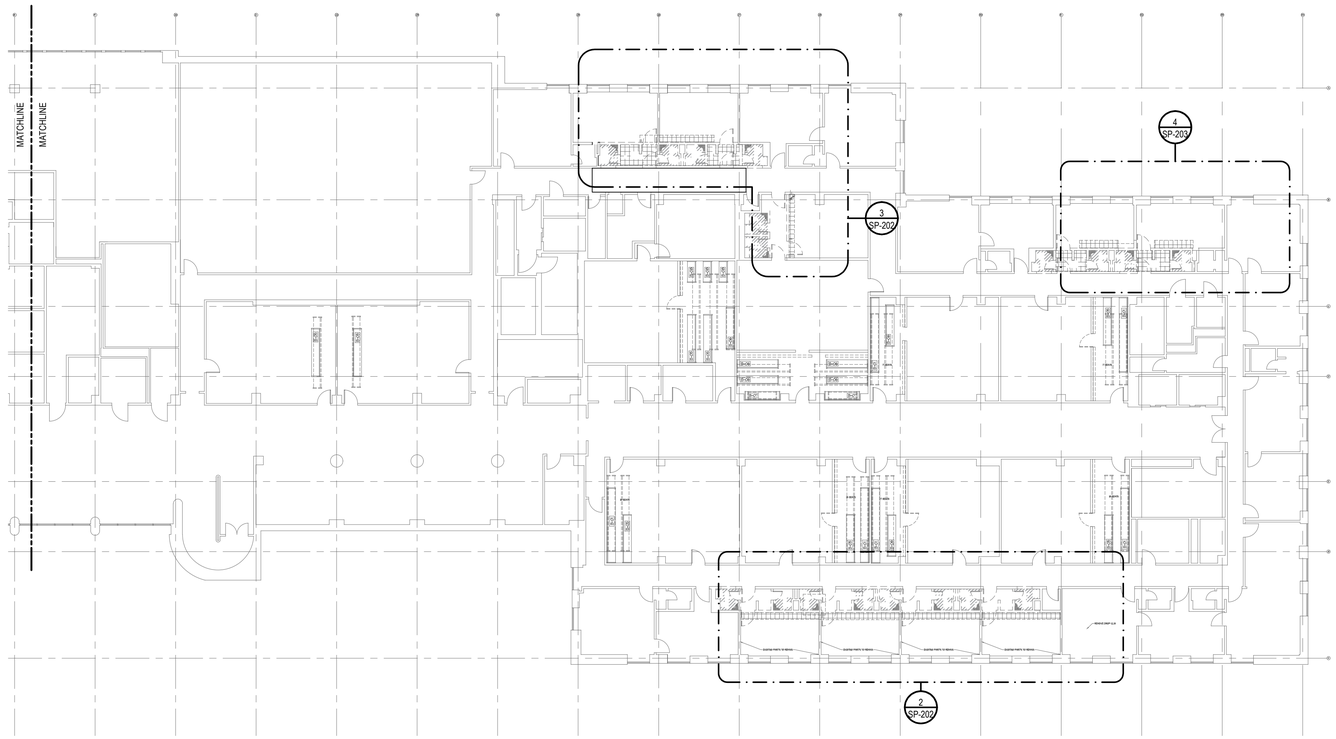

2 3RD FLOOR KEYPLAN - SOUTH
1/16"=1'-0"



1 3RD FLOOR KEYPLAN - NORTH
1/16"=1'-0"

N 0 8 16 32 FEET

KINGS COUNTY SUPREME COURT BUILDING ACCESSIBILITY RENOVATIONS

360 Adams Street
Brooklyn NY 11201

Conditions

ALL IDEAS, DESIGNS, ARRANGEMENTS AND PLANS INDICATED OR REPRESENTED BY THIS DRAWING ARE OWNED BY, AND THE PROPERTY OF RONNETTE RILEY ARCHITECT AND WERE CREATED, EVOLVED AND DEVELOPED FOR THE USE ON, AND IN CONNECTION WITH THE SPECIFIED PROJECT.
NONE OF SUCH IDEAS, DESIGNS, ARRANGEMENTS OR PLANS SHALL BE USED BY OR DISCLOSED TO ANY PERSON, FIRM OR CORPORATION FOR ANY PURPOSE WHATSOEVER WITHOUT THE WRITTEN PERMISSION OF RONNETTE RILEY ARCHITECT.

© Copyright Ronnette Riley *Architect* 2021

Ronnette Riley *Architect*

494 Eighth Avenue, 15th Floor
New York, NY 10001
T 212 594 4015
F 212 594 2868
www.ronnetteriley.com

MEP Engineer:

Loring Consulting Engineers, Inc.
360 West 31st Street, 14th Floor
New York, NY 10001-2727
T 212-563 7400
www.loringengineers.com
New York City .Washington, DC . Princeton . Durham . Toronto

Structural Engineer:

Silman
32 Old Slip, 10th Floor
New York, NY 10005
T 212-620 7970
www.Silman.com

Rev	Date	Issue
-	11 JUN 2021	SD Submission
-	22 OCT 2021	DD Review
-	23 NOV 2021	Issue for DD 50%
-	4 MAR 2022	Issue for Final DD
-	6 DEC 2022	CD Review
-	28 FEB 2023	CD Final

Title

SPRINKLER 3RD FLOOR KEY PLAN

Date	06-11-2021
Project No.	12328.000
Drawing By	JF
CHK By	AS
Scale	AS NOTED

DOB Rev
SP-103.00
_ of __

DOB SCAN

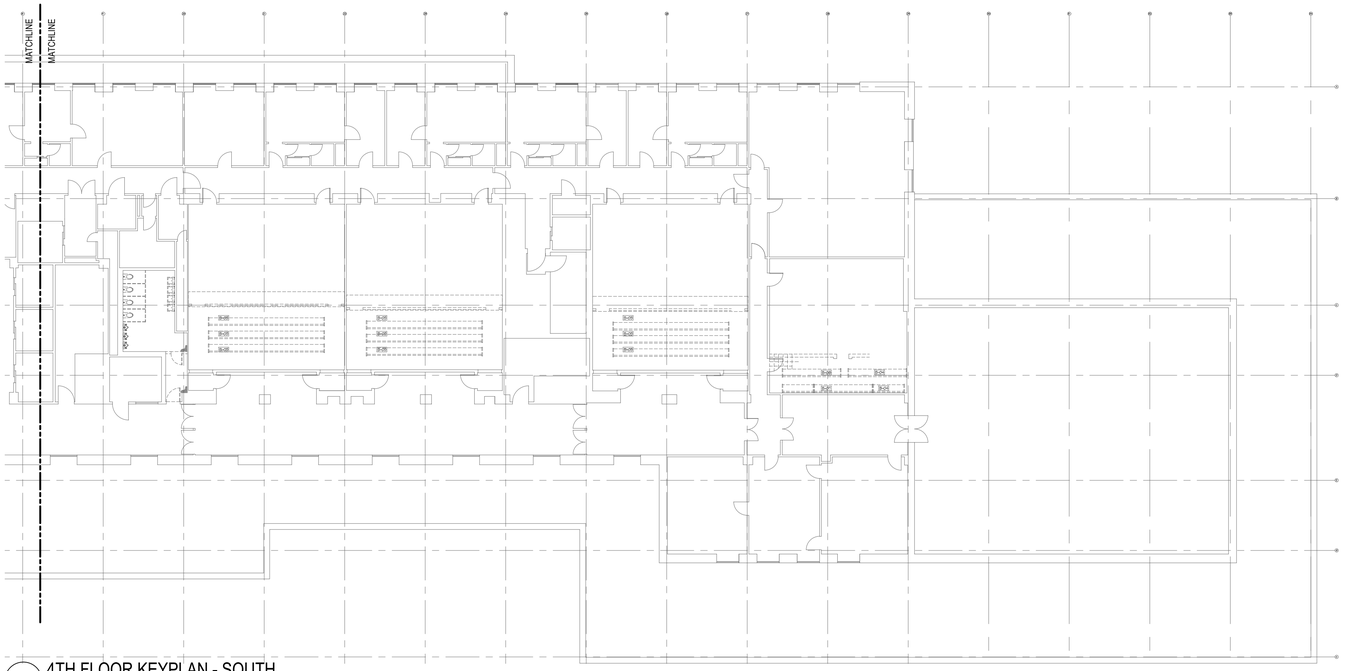

2 4TH FLOOR KEYPLAN - SOUTH
1/16"=1'-0"

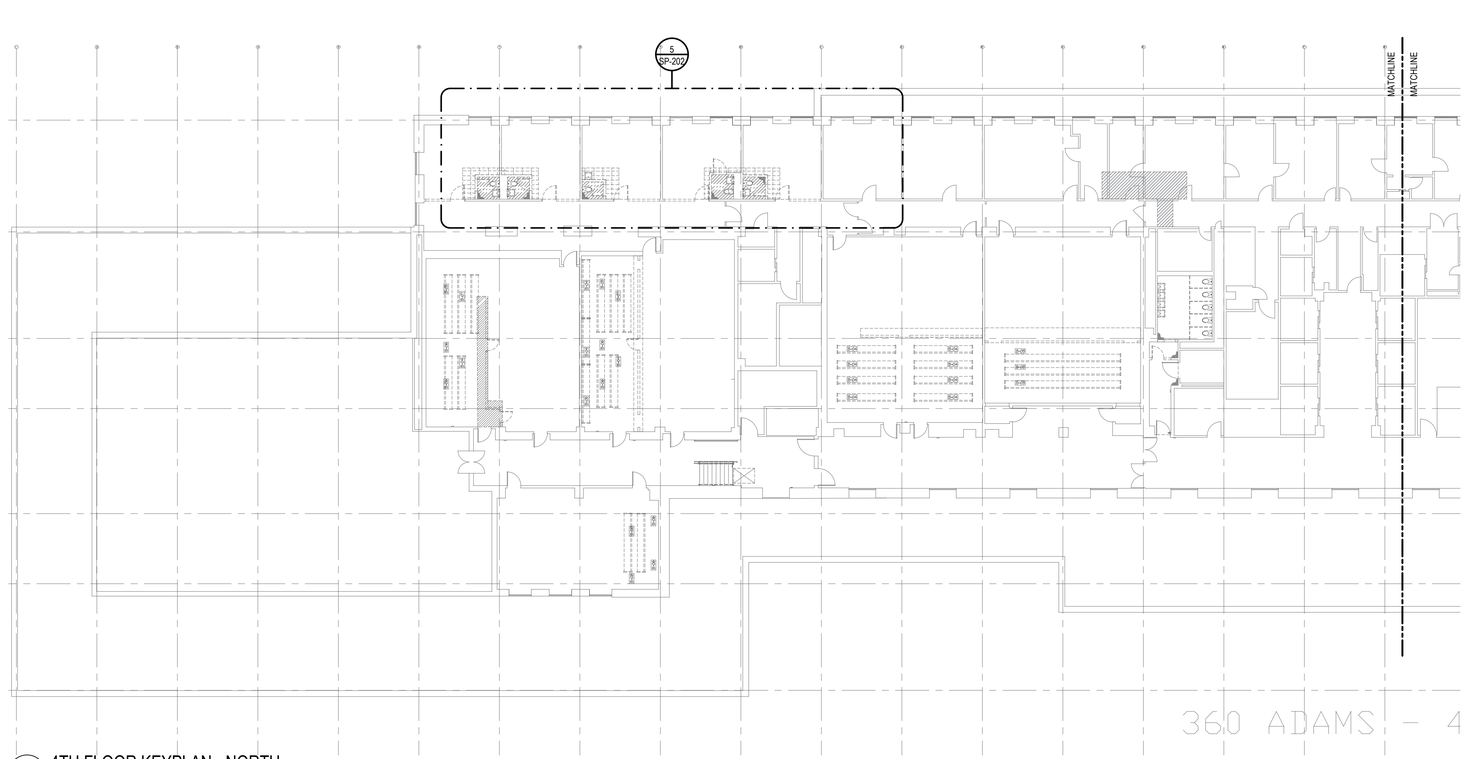

1 4TH FLOOR KEYPLAN - NORTH
1/16"=1'-0"

N 0 8 16 32 FEET

KINGS COUNTY SUPREME COURT BUILDING ACCESSIBILITY RENOVATIONS

360 Adams Street
Brooklyn NY 11201

Conditions

ALL IDEAS, DESIGNS, ARRANGEMENTS AND PLANS INDICATED OR REPRESENTED BY THIS DRAWING ARE OWNED BY, AND THE PROPERTY OF RONNETTE RILEY ARCHITECT AND WERE CREATED, EVOLVED AND DEVELOPED FOR THE USE ON, AND IN CONNECTION WITH THE SPECIFIED PROJECT.
NONE OF SUCH IDEAS, DESIGNS, ARRANGEMENTS OR PLANS SHALL BE USED BY OR DISCLOSED TO ANY PERSON, FIRM OR CORPORATION FOR ANY PURPOSE WHATSOEVER WITHOUT THE WRITTEN PERMISSION OF RONNETTE RILEY ARCHITECT.

© Copyright Ronnette Riley *Architect* 2021

Ronnette Riley *Architect*

494 Eighth Avenue, 15th Floor
New York, NY 10001
T 212 594 4015
F 212 594 2868
www.ronnetteriley.com

MEP Engineer:

Loring Consulting Engineers, Inc.
360 West 31st Street, 14th Floor
New York, NY 10001-2727
T 212-563 7400
www.loringengineers.com
New York City .Washington, DC . Princeton . Durham . Toronto

Structural Engineer:

Silman
32 Old Slip, 10th Floor
New York, NY 10005
T 212-620 7970
www.Silman.com

Rev	Date	Issue
-	11 JUN 2021	SD Submission
-	22 OCT 2021	DD Review
-	23 NOV 2021	Issue for DD 50%
-	4 MAR 2022	Issue for Final DD
-	6 DEC 2022	CD Review
-	28 FEB 2023	CD Final

Title

SPRINKLER 4TH FLOOR KEY PLAN

Date	06-11-2021
Project No.	12328.000
Drawing By	JF
CHK By	AS
Scale	AS NOTED

SP-104.00 DOB Rev

_ of __

DOB SCAN

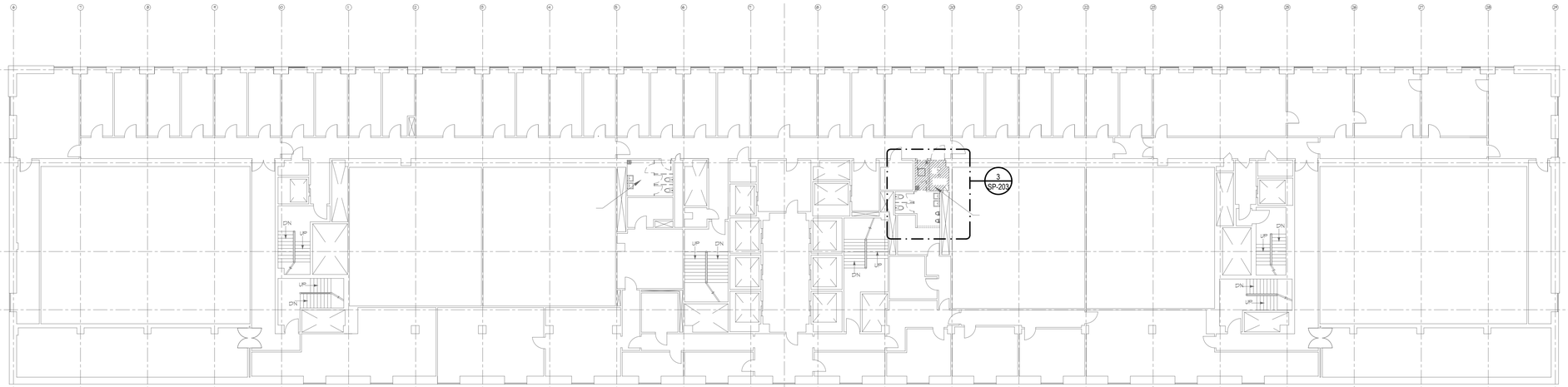

2 6TH FLOOR KEYPLAN
1/16"=1'-0"

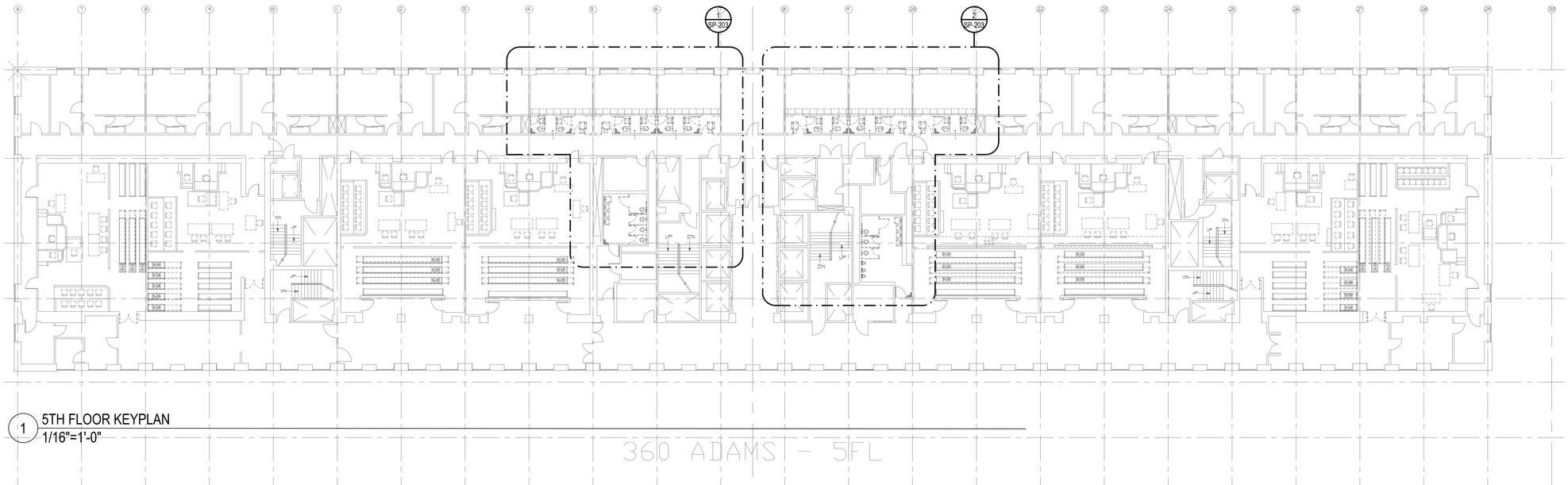

1 5TH FLOOR KEYPLAN
1/16"=1'-0"

N 0 8 16 32 FEET

KINGS COUNTY SUPREME COURT BUILDING ACCESSIBILITY RENOVATIONS

360 Adams Street
Brooklyn NY 11201

Conditions

ALL IDEAS, DESIGNS, ARRANGEMENTS AND PLANS INDICATED OR REPRESENTED BY THIS DRAWING ARE OWNED BY, AND THE PROPERTY OF RONNETTE RILEY ARCHITECT AND WERE CREATED, EVOLVED AND DEVELOPED FOR THE USE ON, AND IN CONNECTION WITH THE SPECIFIED PROJECT.
NONE OF SUCH IDEAS, DESIGNS, ARRANGEMENTS OR PLANS SHALL BE USED BY OR DISCLOSED TO ANY PERSON, FIRM OR CORPORATION FOR ANY PURPOSE WHATSOEVER WITHOUT THE WRITTEN PERMISSION OF RONNETTE RILEY ARCHITECT.

© Copyright Ronnette Riley *Architect* 2021

Ronnette Riley *Architect*

494 Eighth Avenue, 15th Floor
New York, NY 10001
T 212 594 4015
F 212 594 2868
www.ronnetteriley.com

MEP Engineer:

Loring Consulting Engineers, Inc.
360 West 31st Street, 14th Floor
New York, NY 10001-2727
T 212-563 7400
www.loringengineers.com
New York City .Washington, DC . Princeton . Durham . Toronto

Structural Engineer:

Silman
32 Old Slip, 10th Floor
New York, NY 10005
T 212-620 7970
www.Silman.com

Rev	Date	Issue
-	11 JUN 2021	SD Submission
-	22 OCT 2021	DD Review
-	23 NOV 2021	Issue for DD 50%
-	4 MAR 2022	Issue for Final DD
-	6 DEC 2022	CD Review
-	28 FEB 2023	CD Final

Title

SPRINKLER 5TH AND 6TH FLOOR KEY PLAN

Date	06-11-2021
Project No.	12328.000
Drawing By	JF
CHK By	AS
Scale	AS NOTED

DOB Rev
SP-105.00
_ of ___

DOB SCAN

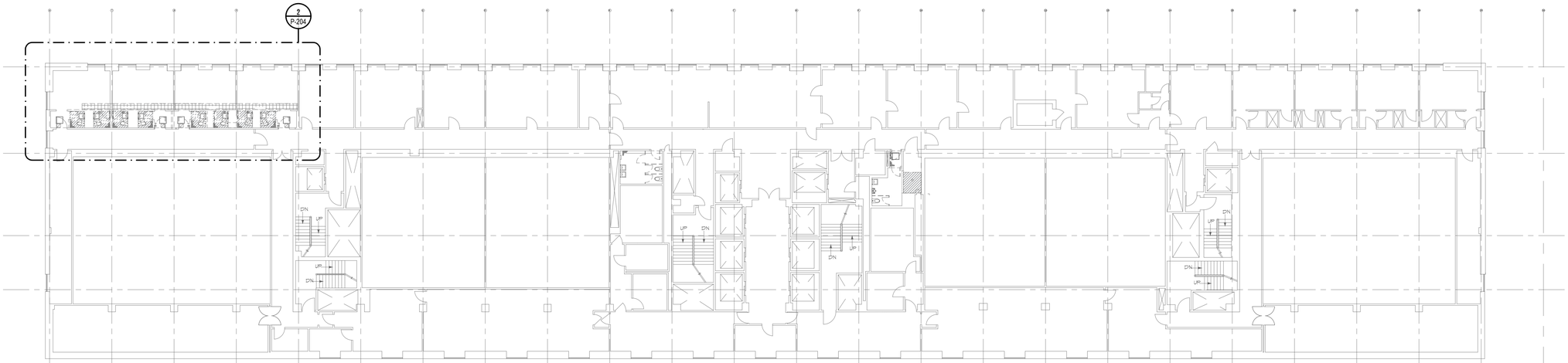

2 8TH FLOOR KEYPLAN
1/16"=1'-0"

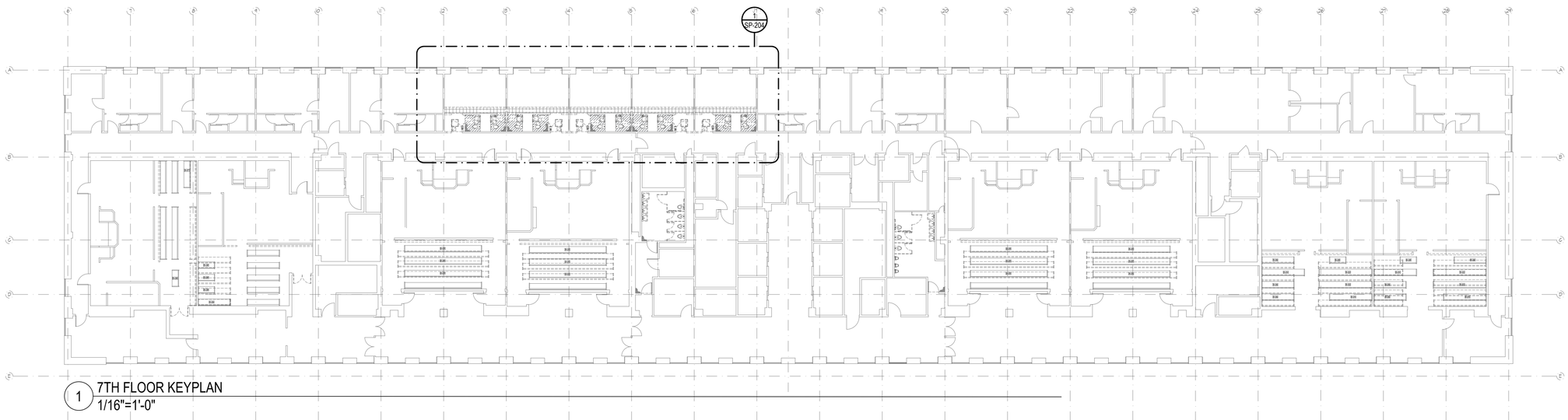

1 7TH FLOOR KEYPLAN
1/16"=1'-0"

N 0 8 16 32 FEET

KINGS COUNTY SUPREME COURT BUILDING ACCESSIBILITY RENOVATIONS

360 Adams Street
Brooklyn NY 11201

Conditions

ALL IDEAS, DESIGNS, ARRANGEMENTS AND PLANS INDICATED OR REPRESENTED BY THIS DRAWING ARE OWNED BY, AND THE PROPERTY OF RONNETTE RILEY ARCHITECT AND WERE CREATED, EVOLVED AND DEVELOPED FOR THE USE ON, AND IN CONNECTION WITH THE SPECIFIED PROJECT.
NONE OF SUCH IDEAS, DESIGNS, ARRANGEMENTS OR PLANS SHALL BE USED BY OR DISCLOSED TO ANY PERSON, FIRM OR CORPORATION FOR ANY PURPOSE WHATSOEVER WITHOUT THE WRITTEN PERMISSION OF RONNETTE RILEY ARCHITECT.

© Copyright Ronnette Riley *Architect* 2021

Ronnette Riley *Architect*

494 Eighth Avenue, 15th Floor
New York, NY 10001
T 212 594 4015
F 212 594 2868
www.ronnetteriley.com

MEP Engineer:

Loring Consulting Engineers, Inc.
360 West 31st Street, 14th Floor
New York, NY 10001-2727
T 212-563 7400
www.loringengineers.com
New York City .Washington, DC . Princeton . Durham . Toronto

Structural Engineer:

Silman
32 Old Slip, 10th Floor
New York, NY 10005
T 212-620 7970
www.Silman.com

Rev	Date	Issue
-	11 JUN 2021	SD Submission
-	22 OCT 2021	DD Review
-	23 NOV 2021	Issue for DD 50%
-	4 MAR 2022	Issue for Final DD
-	6 DEC 2022	CD Review
-	28 FEB 2023	CD Final

Title

SPRINKLER 7TH AND 8TH FLOOR KEY PLAN

Date	06-11-2021
Project No.	12328.000
Drawing By	JF
CHK By	AS
Scale	AS NOTED

DOB Rev
SP-106.00
_ of ___

DOB SCAN

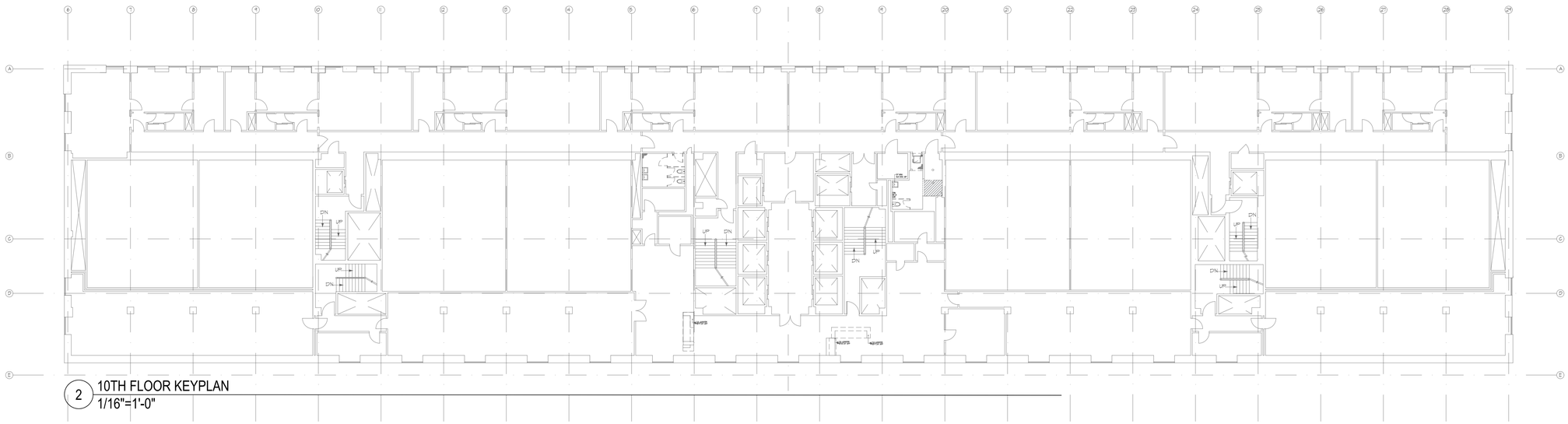

2 10TH FLOOR KEYPLAN
1/16"=1'-0"

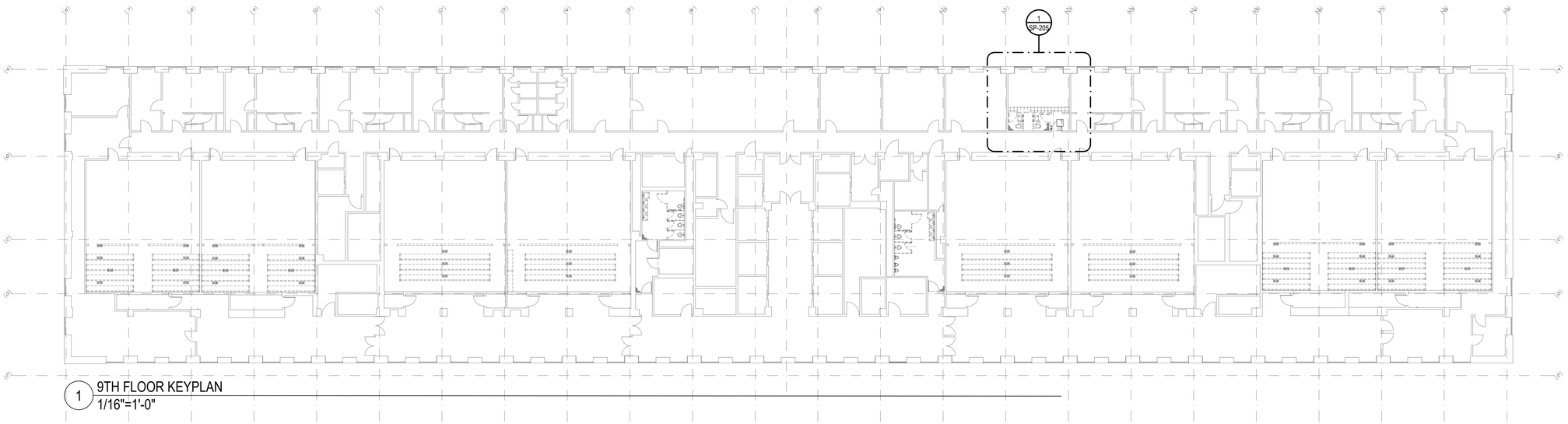

1 9TH FLOOR KEYPLAN
1/16"=1'-0"

N 0 8 16 32 FEET

KINGS COUNTY SUPREME COURT BUILDING ACCESSIBILITY RENOVATIONS

360 Adams Street
Brooklyn NY 11201

Conditions

ALL IDEAS, DESIGNS, ARRANGEMENTS AND PLANS INDICATED OR REPRESENTED BY THIS DRAWING ARE OWNED BY, AND THE PROPERTY OF RONNETTE RILEY ARCHITECT AND WERE CREATED, EVOLVED AND DEVELOPED FOR THE USE ON, AND IN CONNECTION WITH THE SPECIFIED PROJECT.
NONE OF SUCH IDEAS, DESIGNS, ARRANGEMENTS OR PLANS SHALL BE USED BY OR DISCLOSED TO ANY PERSON, FIRM OR CORPORATION FOR ANY PURPOSE WHATSOEVER WITHOUT THE WRITTEN PERMISSION OF RONNETTE RILEY ARCHITECT.

© Copyright Ronnette Riley *Architect* 2021

Ronnette Riley *Architect*

494 Eighth Avenue, 15th Floor
New York, NY 10001
T 212 594 4015
F 212 594 2868
www.ronnetteriley.com

MEP Engineer:

Loring Consulting Engineers, Inc.
360 West 31st Street, 14th Floor
New York, NY 10001-2727
T 212-563 7400
www.loringengineers.com
New York City .Washington, DC . Princeton . Durham . Toronto

Structural Engineer:

Silman
32 Old Slip, 10th Floor
New York, NY 10005
T 212-620 7970
www.Silman.com

Rev	Date	Issue
-	11 JUN 2021	SD Submission
-	22 OCT 2021	DD Review
-	23 NOV 2021	Issue for DD 50%
-	4 MAR 2022	Issue for Final DD
-	6 DEC 2022	CD Review
-	28 FEB 2023	CD Final

Title

SPRINKLER 9TH AND 10TH FLOOR KEY PLAN

Date	06-11-2021
Project No.	12328.000
Drawing By	JF
CHK By	AS
Scale	AS NOTED

DOB Rev
SP-107.00
_ of ___

DOB SCAN

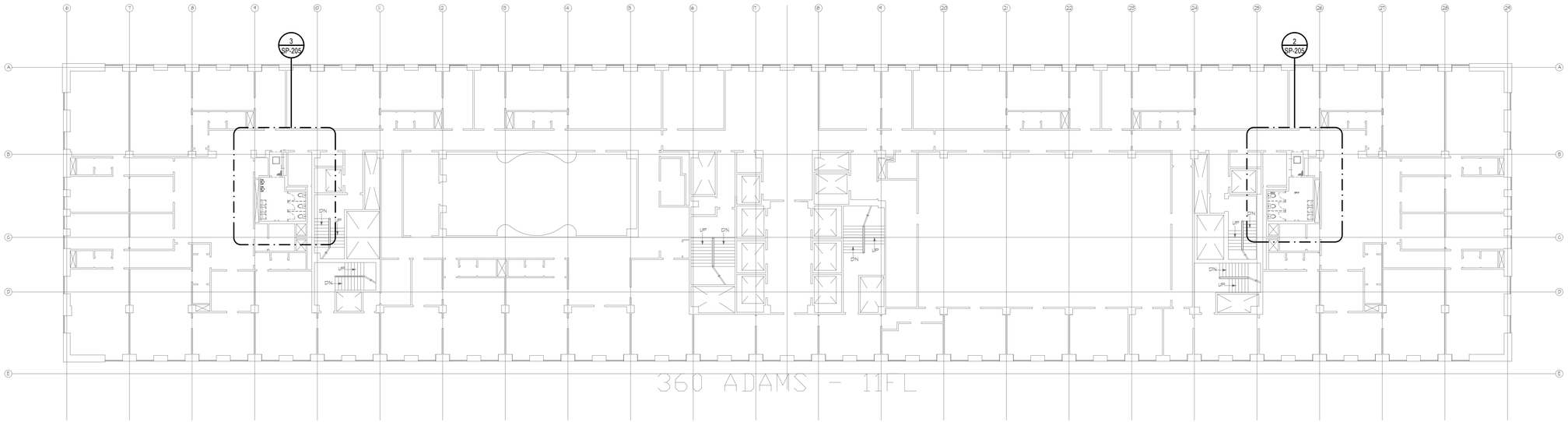

1 11TH FLOOR KEYPLAN - SOUTH
1/16"=1'-0"

N 0 8 16 32 FEET

KINGS COUNTY SUPREME COURT BUILDING ACCESSIBILITY RENOVATIONS

360 Adams Street
Brooklyn NY 11201

Conditions

ALL IDEAS, DESIGNS, ARRANGEMENTS AND PLANS INDICATED OR REPRESENTED BY THIS DRAWING ARE OWNED BY, AND THE PROPERTY OF RONNETTE RILEY ARCHITECT AND WERE CREATED, EVOLVED AND DEVELOPED FOR THE USE ON, AND IN CONNECTION WITH THE SPECIFIED PROJECT.
NONE OF SUCH IDEAS, DESIGNS, ARRANGEMENTS OR PLANS SHALL BE USED BY OR DISCLOSED TO ANY PERSON, FIRM OR CORPORATION FOR ANY PURPOSE WHATSOEVER WITHOUT THE WRITTEN PERMISSION OF RONNETTE RILEY ARCHITECT.

© Copyright Ronnette Riley *Architect* 2021

Ronnette Riley *Architect*

494 Eighth Avenue, 15th Floor
New York, NY 10001
T 212 594 4015
F 212 594 2868
www.ronnetteriley.com

MEP Engineer:

Loring Consulting Engineers, Inc.
360 West 31st Street, 14th Floor
New York, NY 10001-2727
T 212-563 7400
www.loringengineers.com
New York City .Washington, DC . Princeton . Durham . Toronto

Structural Engineer:

Silman
32 Old Slip, 10th Floor
New York, NY 10005
T 212-620 7970
www.Silman.com

Rev	Date	Issue
-	11 JUN 2021	SD Submission
-	22 OCT 2021	DD Review
-	23 NOV 2021	Issue for DD 50%
-	4 MAR 2022	Issue for Final DD
-	6 DEC 2022	CD Review
-	28 FEB 2023	CD Final

Title

SPRINKLER 11TH FLOOR KEY PLAN

Date	06-11-2021
Project No.	12328.000
Drawing By	JF
CHK By	AS
Scale	AS NOTED

DOB Rev
SP-108.00
_ of ___

DOB SCAN

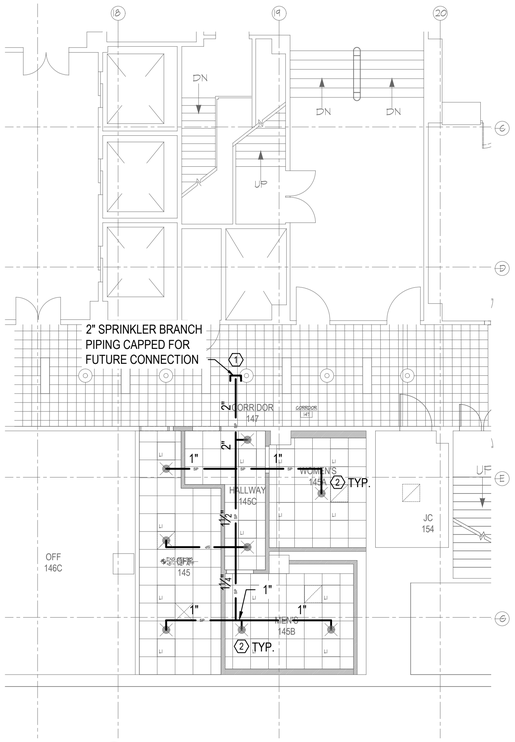

1 1ST FLOOR CONSTRUCTION PLAN
1/8"=1'-0"

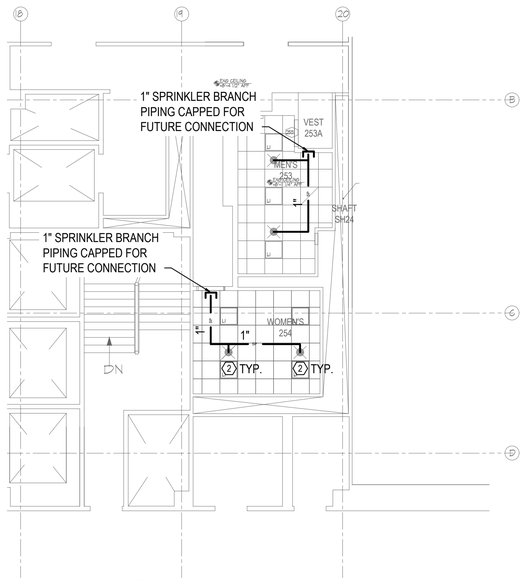

2 2ND FLOOR CONSTRUCTION PLAN
1/8"=1'-0"

KEY NOTES

1. SPRINKLER BRANCH PIPING CAPPED FOR FUTURE CONNECTION
2. PROVIDE SPRINKLER BRANCH PIPING WITH CAPPED OUTLET TO EACH PROPOSED CONCEALED SPRINKLER HEAD LOCATED ABOVE THE CEILING CONSTRUCTION. SPRINKLER PIPING SHALL EXTEND TO ACCEPT THE INSTALLATION OF THE CONCEALED SPRINKLER HEAD. CONTRACTOR TO PROVIDE LABELS AT CEILING TILE OR GYPSUM BOARD WHERE THE CAPPED OUTLET IS LOCATED ABOVE THE CEILING. TYPICAL FOR AREAS WITH A CEILING CONSTRUCTION.

GENERAL NOTES

1. SPRINKLER BRANCH CAPPED FOR FUTURE CONNECTION.
2. SPRINKLER HEADS ARE SHOWN FOR REFERENCE AND SHALL BE INSTALLED BY OTHERS, UNDER A SEPARATE APPLICATION.
3. PROVIDE CAPPED PIPE BEHIND AREA OF WORK FOR FUTURE CONNECTION TO SPRINKLER SYSTEM.

SPRINKLER SCHEDULE	
⊗	CONCEALED SPRINKLER HEAD (SHOWN FOR REFERENCE)

N 0 4 8 16 FEET

KINGS COUNTY SUPREME COURT BUILDING ACCESSIBILITY RENOVATIONS

360 Adams Street
Brooklyn NY 11201

Conditions

ALL IDEAS, DESIGNS, ARRANGEMENTS AND PLANS INDICATED OR REPRESENTED BY THIS DRAWING ARE OWNED BY, AND THE PROPERTY OF RONNETTE RILEY ARCHITECT AND WERE CREATED, EVOLVED AND DEVELOPED FOR THE USE ON, AND IN CONNECTION WITH THE SPECIFIED PROJECT.
NONE OF SUCH IDEAS, DESIGNS, ARRANGEMENTS OR PLANS SHALL BE USED BY OR DISCLOSED TO ANY PERSON, FIRM OR CORPORATION FOR ANY PURPOSE WHATSOEVER WITHOUT THE WRITTEN PERMISSION OF RONNETTE RILEY ARCHITECT.

© Copyright Ronnette Riley *Architect* 2021

Ronnette Riley *Architect*

494 Eighth Avenue, 15th Floor
New York, NY 10001
T 212 594 4015
F 212 594 2868
www.ronnetteriley.com

MEP Engineer:

Loring Consulting Engineers, Inc.
360 West 31st Street, 14th Floor
New York, NY 10001-2727
T 212-563 7400
www.loringengineers.com
New York City .Washington, DC . Princeton . Durham . Toronto

Structural Engineer:

Silman
32 Old Slip, 10th Floor
New York, NY 10005
T 212-620 7970
www.Silman.com

Rev	Date	Issue
-	11 JUN 2021	SD Submission
-	22 OCT 2021	DD Review
-	23 NOV 2021	Issue for DD 50%
-	4 MAR 2022	Issue for Final DD
-	6 DEC 2022	CD Review
-	28 FEB 2023	CD Final

Title

SPRINKLER 1ST AND 2ND FLOOR PARTIAL PLANS

Date	06-11-2021
Project No.	12328.000
Drawing By	JF
CHK By	AS
Scale	AS NOTED

DOB Rev
SP-201.00
_ of __

DOB SCAN

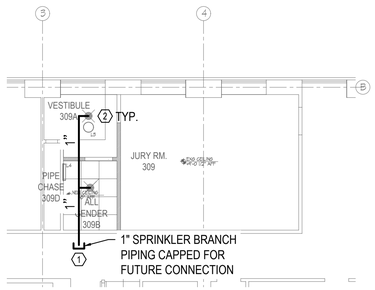

1 3RD FLOOR CONSTRUCTION PLAN
1/8"=1'-0"

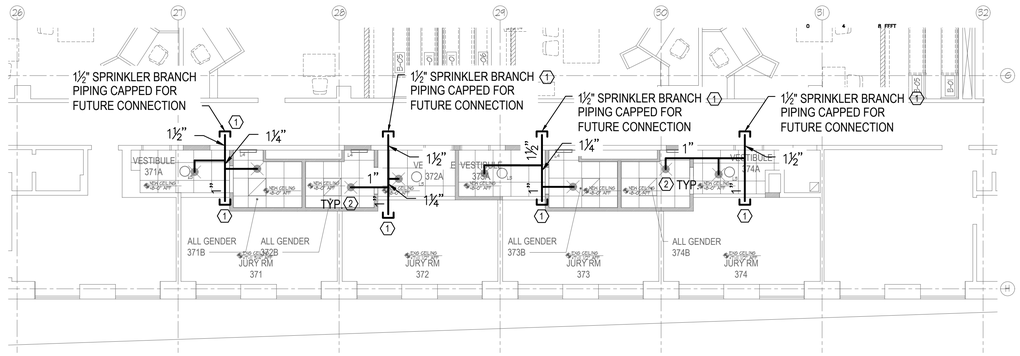

2 3RD FLOOR CONSTRUCTION PLAN
1/8"=1'-0"

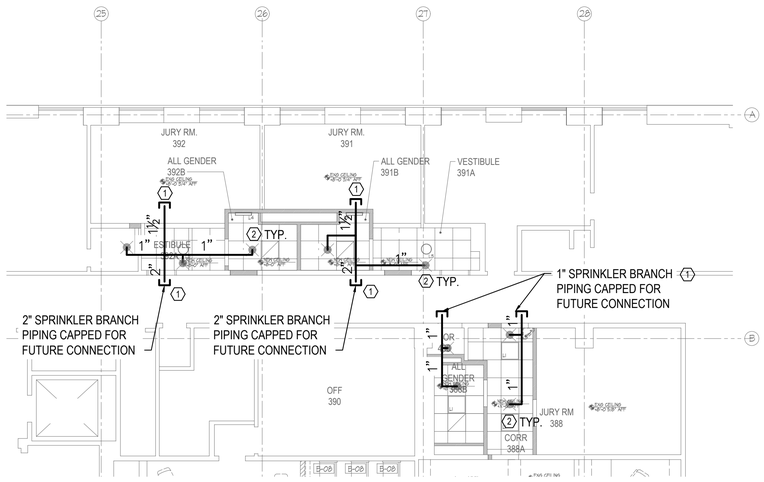

3 3RD FLOOR CONSTRUCTION PLAN
1/8"=1'-0"

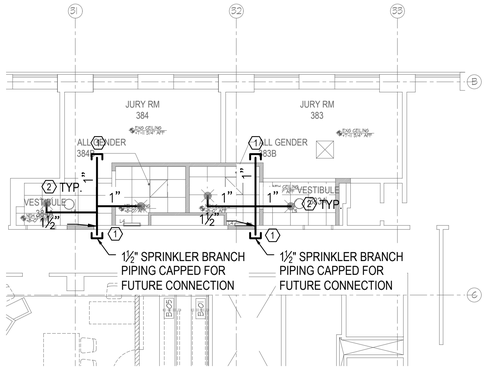

4 3RD FLOOR CONSTRUCTION PLAN
1/8"=1'-0"

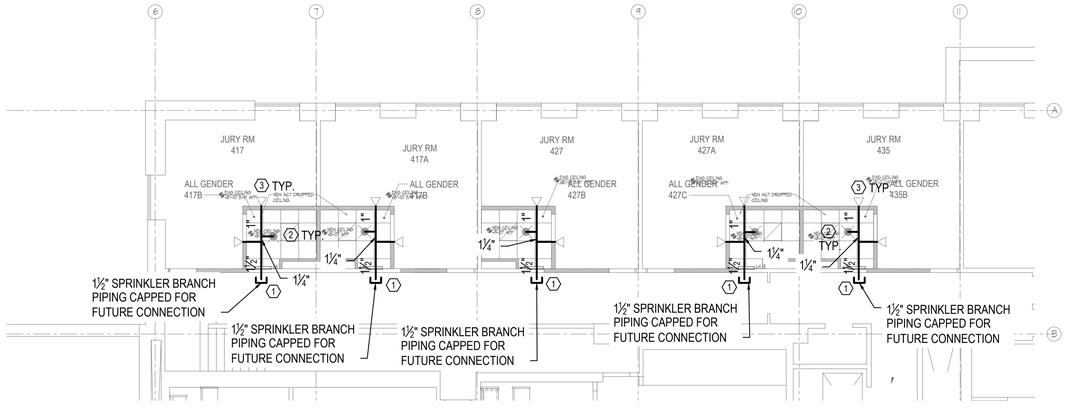

5 4TH FLOOR CONSTRUCTION PLAN
1/8"=1'-0"

KEY NOTES

1. SPRINKLER BRANCH PIPING CAPPED FOR FUTURE CONNECTION
2. PROVIDE SPRINKLER BRANCH PIPING WITH CAPPED OUTLET TO EACH PROPOSED CONCEALED SPRINKLER HEAD LOCATED ABOVE THE CEILING CONSTRUCTION. SPRINKLER PIPING SHALL EXTEND TO ACCEPT THE INSTALLATION OF THE CONCEALED SPRINKLER HEAD. CONTRACTOR TO PROVIDE LABELS AT CEILING TILE OR GYPSUM BOARD WHERE THE CAPPED OUTLET IS LOCATED ABOVE THE CEILING. TYPICAL FOR AREAS WITH A CEILING CONSTRUCTION.
3. PROVIDE SPRINKLER BRANCH PIPING WITH CAPPED OUTLET TO EACH PROPOSED SIDEWALL SPRINKLER HEAD LOCATED AT THE END OF WALL CONSTRUCTION. SPRINKLER PIPING SHALL EXTEND TO ACCEPT THE INSTALLATION OF THE SIDEWALL SPRINKLER HEAD. CONTRACTOR TO PROVIDE LABELS AT WALL WHERE THE CAPPED OUTLET IS LOCATED.

GENERAL NOTES

1. SPRINKLER BRANCH CAPPED FOR FUTURE CONNECTION.
2. SPRINKLER HEADS ARE SHOWN FOR REFERENCE AND SHALL BE INSTALLED BY OTHERS, UNDER A SEPARATE APPLICATION.
3. PROVIDE CAPPED PIPE BEHIND AREA OF WORK FOR FUTURE CONNECTION TO SPRINKLER SYSTEM.

SPRINKLER SCHEDULE	
✱	CONCEALED SPRINKLER HEAD (SHOWN FOR REFERENCE)
▽	SIDEWALL SPRINKLER HEAD (SHOWN FOR REFERENCE)

N 0 4 8 16 FEET

KINGS COUNTY SUPREME COURT BUILDING ACCESSIBILITY RENOVATIONS

360 Adams Street
Brooklyn NY 11201

Conditions

ALL IDEAS, DESIGNS, ARRANGEMENTS AND PLANS INDICATED OR REPRESENTED BY THIS DRAWING ARE OWNED BY, AND THE PROPERTY OF RONNETTE RILEY ARCHITECT AND WERE CREATED, EVOLVED AND DEVELOPED FOR THE USE ON, AND IN CONNECTION WITH THE SPECIFIED PROJECT.
NONE OF SUCH IDEAS, DESIGNS, ARRANGEMENTS OR PLANS SHALL BE USED BY OR DISCLOSED TO ANY PERSON, FIRM OR CORPORATION FOR ANY PURPOSE WHATSOEVER WITHOUT THE WRITTEN PERMISSION OF RONNETTE RILEY ARCHITECT.

© Copyright Ronnette Riley *Architect* 2021

Ronnette Riley *Architect*

494 Eighth Avenue, 15th Floor
New York, NY 10001
T 212 594 4015
F 212 594 2868
www.ronnetteriley.com

MEP Engineer:

Loring Consulting Engineers, Inc.
360 West 31st Street, 14th Floor
New York, NY 10001-2727
T 212-563 7400
www.loringengineers.com
New York City .Washington, DC . Princeton . Durham . Toronto

Structural Engineer:

Silman
32 Old Slip, 10th Floor
New York, NY 10005
T 212-620 7970
www.Silman.com

Rev	Date	Issue
-	11 JUN 2021	SD Submission
-	22 OCT 2021	DD Review
-	23 NOV 2021	Issue for DD 50%
-	4 MAR 2022	Issue for Final DD
-	6 DEC 2022	CD Review
-	28 FEB 2023	CD Final

Title

SPRINKLER 3RD & 4TH FLOOR PARTIAL PLANS

Date	06-11-2021
Project No.	12328.000
Drawing By	JF
CHK By	AS
Scale	AS NOTED

DOB Rev
SP-202.00
_ of __

DOB SCAN

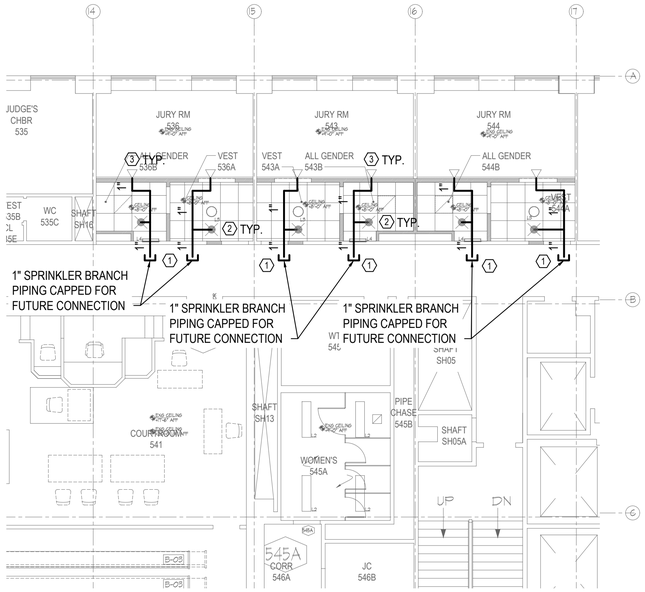

1 5TH FLOOR CONSTRUCTION PLAN
1/8"=1'-0"

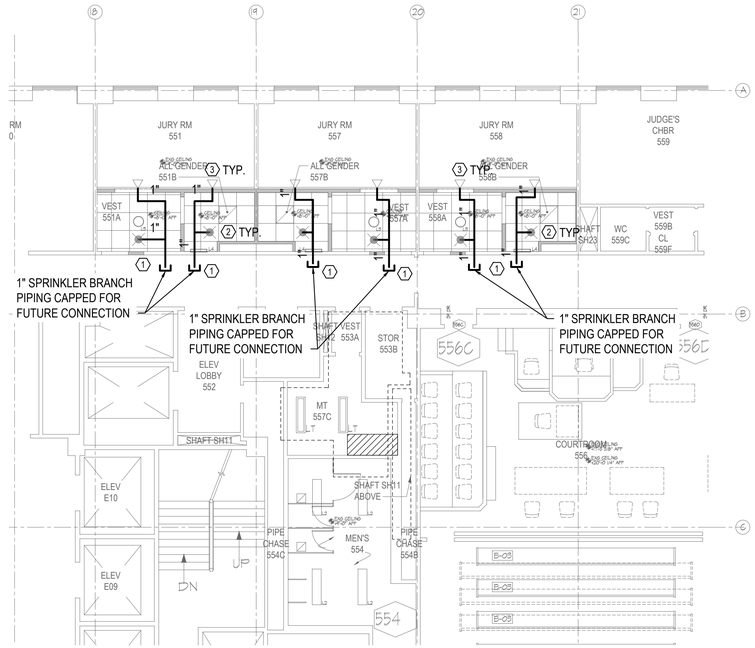

2 5TH FLOOR CONSTRUCTION PLAN
1/8"=1'-0"

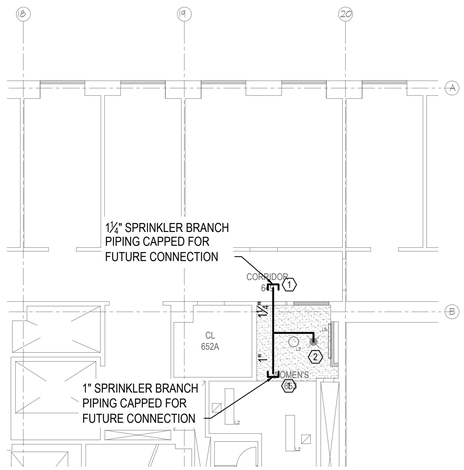

3 6TH FLOOR CONSTRUCTION PLAN
1/8"=1'-0"

KEY NOTES

1. SPRINKLER BRANCH PIPING CAPPED FOR FUTURE CONNECTION
2. PROVIDE SPRINKLER BRANCH PIPING WITH CAPPED OUTLET TO EACH PROPOSED CONCEALED SPRINKLER HEAD LOCATED ABOVE THE CEILING CONSTRUCTION. SPRINKLER PIPING SHALL EXTEND TO ACCEPT THE INSTALLATION OF THE CONCEALED SPRINKLER HEAD. CONTRACTOR TO PROVIDE LABELS AT CEILING TILE OR GYPSUM BOARD WHERE THE CAPPED OUTLET IS LOCATED ABOVE THE CEILING. TYPICAL FOR AREAS WITH A CEILING CONSTRUCTION.
3. PROVIDE SPRINKLER BRANCH PIPING WITH CAPPED OUTLET TO EACH PROPOSED SIDEWALL SPRINKLER HEAD LOCATED AT THE END OF WALL CONSTRUCTION. SPRINKLER PIPING SHALL EXTEND TO ACCEPT THE INSTALLATION OF THE SIDEWALL SPRINKLER HEAD. CONTRACTOR TO PROVIDE LABELS AT WALL WHERE THE CAPPED OUTLET IS LOCATED.

GENERAL NOTES

1. SPRINKLER BRANCH CAPPED FOR FUTURE CONNECTION.
2. SPRINKLER HEADS ARE SHOWN FOR REFERENCE AND SHALL BE INSTALLED BY OTHERS, UNDER A SEPARATE APPLICATION.
3. PROVIDE CAPPED PIPE BEHIND AREA OF WORK FOR FUTURE CONNECTION TO SPRINKLER SYSTEM.

SPRINKLER SCHEDULE	
⊠	CONCEALED SPRINKLER HEAD (SHOWN FOR REFERENCE)
▽	SIDEWALL SPRINKLER HEAD (SHOWN FOR REFERENCE)

N 0 4 8 16 FEET

KINGS COUNTY SUPREME COURT BUILDING ACCESSIBILITY RENOVATIONS

360 Adams Street
Brooklyn NY 11201

Conditions

ALL IDEAS, DESIGNS, ARRANGEMENTS AND PLANS INDICATED OR REPRESENTED BY THIS DRAWING ARE OWNED BY, AND THE PROPERTY OF RONNETTE RILEY ARCHITECT AND WERE CREATED, EVOLVED AND DEVELOPED FOR THE USE ON, AND IN CONNECTION WITH THE SPECIFIED PROJECT.
NONE OF SUCH IDEAS, DESIGNS, ARRANGEMENTS OR PLANS SHALL BE USED BY OR DISCLOSED TO ANY PERSON, FIRM OR CORPORATION FOR ANY PURPOSE WHATSOEVER WITHOUT THE WRITTEN PERMISSION OF RONNETTE RILEY ARCHITECT.

© Copyright Ronnette Riley *Architect* 2021

Ronnette Riley *Architect*

494 Eighth Avenue, 15th Floor
New York, NY 10001
T 212 594 4015
F 212 594 2868
www.ronnetteriley.com

MEP Engineer:

Loring Consulting Engineers, Inc.
360 West 31st Street, 14th Floor
New York, NY 10001-2727
T 212-563 7400
www.loringengineers.com
New York City .Washington, DC . Princeton . Durham . Toronto

Structural Engineer:

Silman
32 Old Slip, 10th Floor
New York, NY 10005
T 212-620 7970
www.Silman.com

Rev	Date	Issue
-	11 JUN 2021	SD Submission
-	22 OCT 2021	DD Review
-	23 NOV 2021	Issue for DD 50%
-	4 MAR 2022	Issue for Final DD
-	6 DEC 2022	CD Review
-	28 FEB 2023	CD Final

Title

SPRINKLER 5TH & 6TH FLOOR PARTIAL PLANS

Date	06-11-2021
Project No.	12328.000
Drawing By	JF
CHK By	AS
Scale	AS NOTED

DOB Rev
SP-203.00
_ of __

DOB SCAN

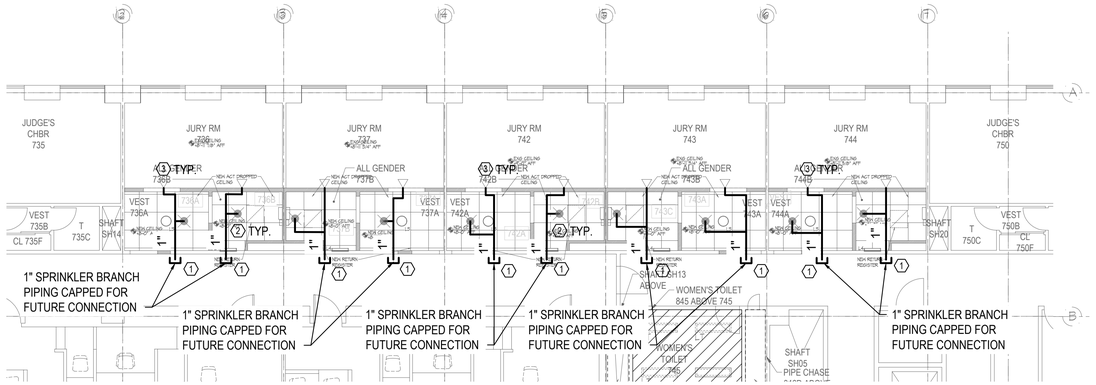

2 7TH FLOOR CONSTRUCTION PLAN
1/8"=1'-0"

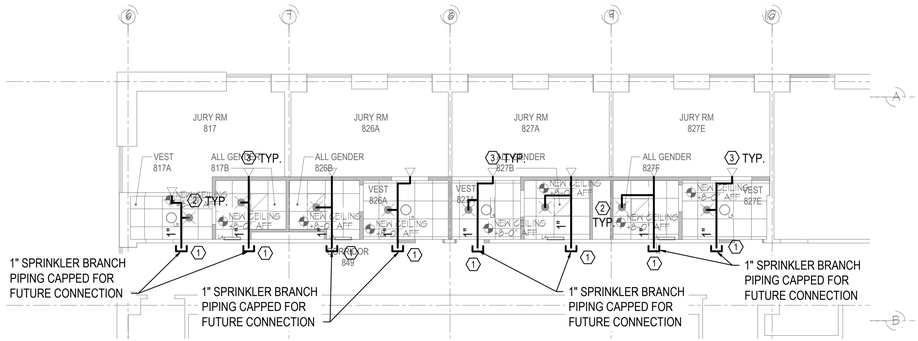

2 8TH FLOOR CONSTRUCTION PLAN PLAN
1/8"=1'-0"

KEY NOTES

1. SPRINKLER BRANCH PIPING CAPPED FOR FUTURE CONNECTION
2. PROVIDE SPRINKLER BRANCH PIPING WITH CAPPED OUTLET TO EACH PROPOSED CONCEALED SPRINKLER HEAD LOCATED ABOVE THE CEILING CONSTRUCTION. SPRINKLER PIPING SHALL EXTEND TO ACCEPT THE INSTALLATION OF THE CONCEALED SPRINKLER HEAD. CONTRACTOR TO PROVIDE LABELS AT CEILING TILE OR GYPSUM BOARD WHERE THE CAPPED OUTLET IS LOCATED ABOVE THE CEILING. TYPICAL FOR AREAS WITH A CEILING CONSTRUCTION.
3. PROVIDE SPRINKLER BRANCH PIPING WITH CAPPED OUTLET TO EACH PROPOSED SIDEWALL SPRINKLER HEAD LOCATED AT THE END OF WALL CONSTRUCTION. SPRINKLER PIPING SHALL EXTEND TO ACCEPT THE INSTALLATION OF THE SIDEWALL SPRINKLER HEAD. CONTRACTOR TO PROVIDE LABELS AT WALL WHERE THE CAPPED OUTLET IS LOCATED.

GENERAL NOTES

1. SPRINKLER BRANCH CAPPED FOR FUTURE CONNECTION.
2. SPRINKLER HEADS ARE SHOWN FOR REFERENCE AND SHALL BE INSTALLED BY OTHERS, UNDER A SEPARATE APPLICATION.
3. PROVIDE CAPPED PIPE BEHIND AREA OF WORK FOR FUTURE CONNECTION TO SPRINKLER SYSTEM.

SPRINKLER SCHEDULE	
⊠	CONCEALED SPRINKLER HEAD (SHOWN FOR REFERENCE)
▽	SIDEWALL SPRINKLER HEAD (SHOWN FOR REFERENCE)

N 0 4 8 16 FEET

KINGS COUNTY SUPREME COURT BUILDING ACCESSIBILITY RENOVATIONS

360 Adams Street
Brooklyn NY 11201

Conditions

ALL IDEAS, DESIGNS, ARRANGEMENTS AND PLANS INDICATED OR REPRESENTED BY THIS DRAWING ARE OWNED BY, AND THE PROPERTY OF RONNETTE RILEY ARCHITECT AND WERE CREATED, EVOLVED AND DEVELOPED FOR THE USE ON, AND IN CONNECTION WITH THE SPECIFIED PROJECT.
NONE OF SUCH IDEAS, DESIGNS, ARRANGEMENTS OR PLANS SHALL BE USED BY OR DISCLOSED TO ANY PERSON, FIRM OR CORPORATION FOR ANY PURPOSE WHATSOEVER WITHOUT THE WRITTEN PERMISSION OF RONNETTE RILEY ARCHITECT.

© Copyright Ronnette Riley *Architect* 2021

Ronnette Riley *Architect*

494 Eighth Avenue, 15th Floor
New York, NY 10001
T 212 594 4015
F 212 594 2868
www.ronnetteriley.com

MEP Engineer:

Loring Consulting Engineers, Inc.
360 West 31st Street, 14th Floor
New York, NY 10001-2727
T 212-563 7400
www.loringengineers.com
New York City .Washington, DC . Princeton . Durham . Toronto

Structural Engineer:

Silman
32 Old Slip, 10th Floor
New York, NY 10005
T 212-620 7970
www.Silman.com

Rev	Date	Issue
-	11 JUN 2021	SD Submission
-	22 OCT 2021	DD Review
-	23 NOV 2021	Issue for DD 50%
-	4 MAR 2022	Issue for Final DD
-	6 DEC 2022	CD Review
-	28 FEB 2023	CD Final

Title

SPRINKLER 7TH & 8TH FLOOR PARTIAL PLANS

Date	06-11-2021
Project No.	12328.000
Drawing By	JF
CHK By	AS
Scale	AS NOTED

DOB Rev
SP-204.00
_ of __

DOB SCAN

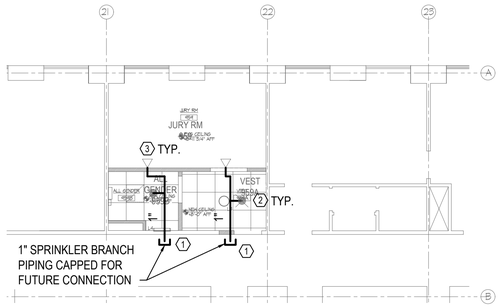

1 9TH FLOOR CONSTRUCTION PLAN
1/8"=1'-0"

KEY NOTES

1. SPRINKLER BRANCH PIPING CAPPED FOR FUTURE CONNECTION
2. PROVIDE SPRINKLER BRANCH PIPING WITH CAPPED OUTLET TO EACH PROPOSED CONCEALED SPRINKLER HEAD LOCATED ABOVE THE CEILING CONSTRUCTION. SPRINKLER PIPING SHALL EXTEND TO ACCEPT THE INSTALLATION OF THE CONCEALED SPRINKLER HEAD. CONTRACTOR TO PROVIDE LABELS AT CEILING TILE OR GYPSUM BOARD WHERE THE CAPPED OUTLET IS LOCATED ABOVE THE CEILING. TYPICAL FOR AREAS WITH A CEILING CONSTRUCTION.
3. PROVIDE SPRINKLER BRANCH PIPING WITH CAPPED OUTLET TO EACH PROPOSED SIDEWALL SPRINKLER HEAD LOCATED AT THE END OF WALL CONSTRUCTION. SPRINKLER PIPING SHALL EXTEND TO ACCEPT THE INSTALLATION OF THE SIDEWALL SPRINKLER HEAD. CONTRACTOR TO PROVIDE LABELS AT WALL WHERE THE CAPPED OUTLET IS LOCATED.

GENERAL NOTES

1. SPRINKLER BRANCH CAPPED FOR FUTURE CONNECTION.
2. SPRINKLER HEADS ARE SHOWN FOR REFERENCE AND SHALL BE INSTALLED BY OTHERS, UNDER A SEPARATE APPLICATION.
3. PROVIDE CAPPED PIPE BEHIND AREA OF WORK FOR FUTURE CONNECTION TO SPRINKLER SYSTEM.

SPRINKLER SCHEDULE	
◉	CONCEALED SPRINKLER HEAD (SHOWN FOR REFERENCE)
▽	SIDEWALL SPRINKLER HEAD (SHOWN FOR REFERENCE)

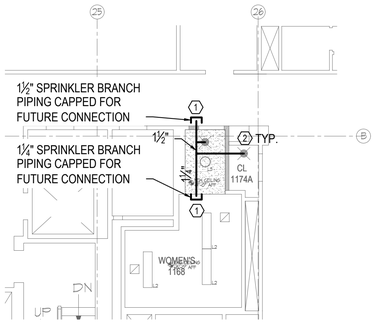

2 11TH FLOOR CONSTRUCTION PLAN
1/8"=1'-0"

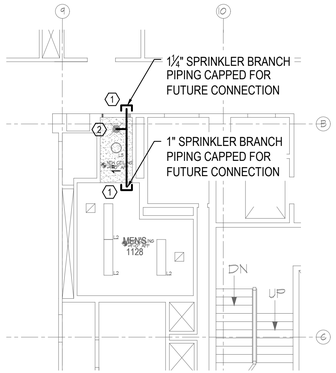

3 11TH FLOOR CONSTRUCTION PLAN
1/8"=1'-0"

N 0 4 8 16 FEET

KINGS COUNTY SUPREME COURT BUILDING ACCESSIBILITY RENOVATIONS

360 Adams Street
Brooklyn NY 11201

Conditions

ALL IDEAS, DESIGNS, ARRANGEMENTS AND PLANS INDICATED OR REPRESENTED BY THIS DRAWING ARE OWNED BY, AND THE PROPERTY OF RONNETTE RILEY ARCHITECT AND WERE CREATED, EVOLVED AND DEVELOPED FOR THE USE ON, AND IN CONNECTION WITH THE SPECIFIED PROJECT.
NONE OF SUCH IDEAS, DESIGNS, ARRANGEMENTS OR PLANS SHALL BE USED BY OR DISCLOSED TO ANY PERSON, FIRM OR CORPORATION FOR ANY PURPOSE WHATSOEVER WITHOUT THE WRITTEN PERMISSION OF RONNETTE RILEY ARCHITECT.

© Copyright Ronnette Riley *Architect* 2021

Ronnette Riley *Architect*

494 Eighth Avenue, 15th Floor
New York, NY 10001
T 212 594 4015
F 212 594 2868
www.ronnetteriley.com

MEP Engineer:

Loring Consulting Engineers, Inc.
360 West 31st Street, 14th Floor
New York, NY 10001-2727
T 212-563 7400
www.loringengineers.com
New York City .Washington, DC . Princeton . Durham . Toronto

Structural Engineer:

Silman
32 Old Slip, 10th Floor
New York, NY 10005
T 212-620 7970
www.Silman.com

Rev	Date	Issue
-	11 JUN 2021	SD Submission
-	22 OCT 2021	DD Review
-	23 NOV 2021	Issue for DD 50%
-	4 MAR 2022	Issue for Final DD
-	6 DEC 2022	CD Review
-	28 FEB 2023	CD Final

Title

SPRINKLER 9TH, 10TH, & 11TH FLOOR PARTIAL PLANS

Date	06-11-2021
Project No.	12328.000
Drawing By	JF
CHK By	AS
Scale	AS NOTED

DOB Rev
SP-205.00
_ of __

DOB SCAN

Exhibit 2

Asbestos Abatement Drawings H101- H159 85624B0007

CELLAR KEY PLAN

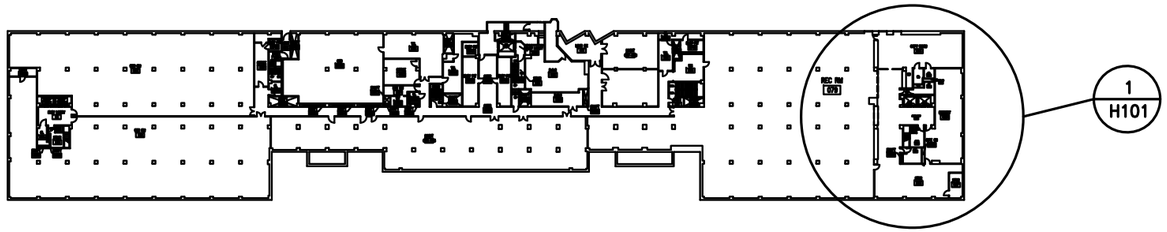

GENERAL NOTES

1 - This 12"x12" VFT and associated mastic are non-ACM. However, ACM 9X9 VAT **may** exist underneath the VFT at this location. Contractor and APM shall verify the Presence/Absence of ACM 9X9 VAT under this 12"X12" VFT prior to commence work. If ACM 9X9 VAT are present, all layers of flooring materials adhering to the ACM 9X9 VAT shall be removed and disposed as ACM.

2 - All layers of flooring materials adhering to the ACM 9X9 VAT shall be removed and disposed as ACM

3 - All layers of flooring materials adhering to the ACM 12"X12" VAT and/or associated mastic shall be removed and disposed as ACM

4 - All demolition necessary to access this ACM to establish its presence and for removal it must be conducted within negative pressure enclosures by licensed asbestos handlers. Demolition debris may be disposed of as construction and demolition debris provided the Abatement Project Monitor determines that it is not contaminated with asbestos and there has been no disturbance of ACM within the enclosure. If the demolition debris is determined to be contaminated or ACM has been disturbed, it must be disposed of as RACM asbestos waste.

KEY	LOCATION	MATERIAL DESCRIPTION	MATERIAL CLASSIFICATION	ESTIMATED QUANTITY		NOTES
				LF	SF	
	COPY ROOM 094	12" x 12" VFT (HA 72/90/92/96) & associated mastic (HA 73/91/93/97)	PACM Contaminated		40	See General Note 1
		9" x 9" VAT (HA 111)	ACM		32	See General Note 2

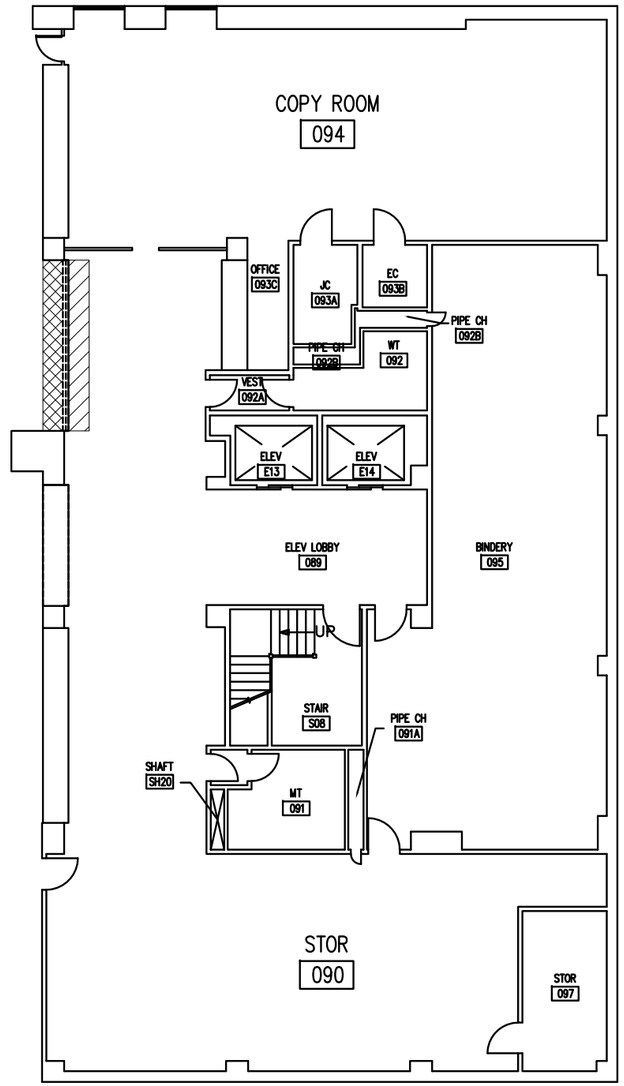

1 / H101 CELLAR ASBESTOS REMOVAL PLAN
SCALE: N.T.S.

KING'S COUNTY SUPREME COURT
360 Adams Street
Brooklyn, NY 11201

PRECISION ENVIRONMENTAL INC.
36-15A 23rd Street
Long Island City, NY 11106
Tel: 718.383.2626, Fax: 718.383.7780
www.precision-enviro.com

No.	Date	Revision

SCALE:	NOT TO SCALE
DESIGNER:	MICHAEL PARPOUNAS
DRAWN BY:	CHRISTOPHER PLUMB
CHECKED BY:	CHRISTOPHER MIKIL
DATE:	22 MAR 2023

PROJECT: KING'S COUNTY SUPREME COURT BUILDING ACCESIBILITY RENOVATIONS
ADDRESS: 360 ADAMS STREET BROOKLYN, NY 11201
DRAWING TITLE: **ASBESTOS REMOVAL PLAN**

DRAWING No.: **H101**

PRECISION PROJECT No.: 2352-23-0002

1ST FLOOR KEY PLAN

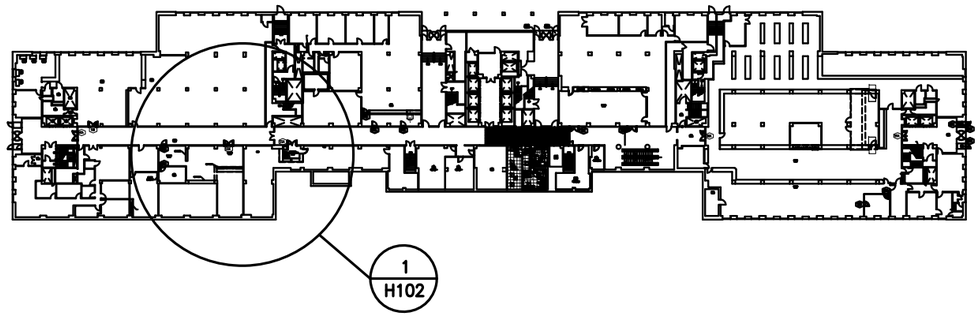

GENERAL NOTES

1 - This 12"x12" VFT and associated mastic are non-ACM. However, ACM 9X9 VAT **may** exist underneath the VFT at this location. Contractor and APM shall verify the Presence/Absence of ACM 9X9 VAT under this 12"X12" VFT prior to commence work. If ACM 9X9 VAT are present, all layers of flooring materials adhering to the ACM 9X9 VAT shall be removed and disposed as ACM.

2 - All layers of flooring materials adhering to the ACM 9X9 VAT shall be removed and disposed as ACM

3 - All layers of flooring materials adhering to the ACM 12"X12" VAT and/or associated mastic shall be removed and disposed as ACM

4 - All demolition necessary to access this ACM to establish its presence and for removal it must be conducted within negative pressure enclosures by licensed asbestos handlers. Demolition debris may be disposed of as construction and demolition debris provided the Abatement Project Monitor determines that it is not contaminated with asbestos and there has been no disturbance of ACM within the enclosure. If the demolition debris is determined to be contaminated or ACM has been disturbed, it must be disposed of as RACM asbestos waste.

KEY	LOCATION	MATERIAL DESCRIPTION	MATERIAL CLASSIFICATION	ESTIMATED QUANTITY		NOTES
				LF	SF	
	STORAGE ROOM 139	12" x 12" VFT (HA 90) & associated mastic (HA 91)	PACM Contaminated		40	See General Note 1
	HELP CENTER 122C	12" x 12" VFT (HA 68) & associated mastic (HA 69)	PACM Contaminated		4	See General Note 1
	CORRIDOR 120A, CORRIDOR 122A	Backing associated with marble wall	PACM		42	
	1ST FLOOR - SELECTIVE REMOVAL PLAN THROUGHOUT	Door core insulation	PACM		84	

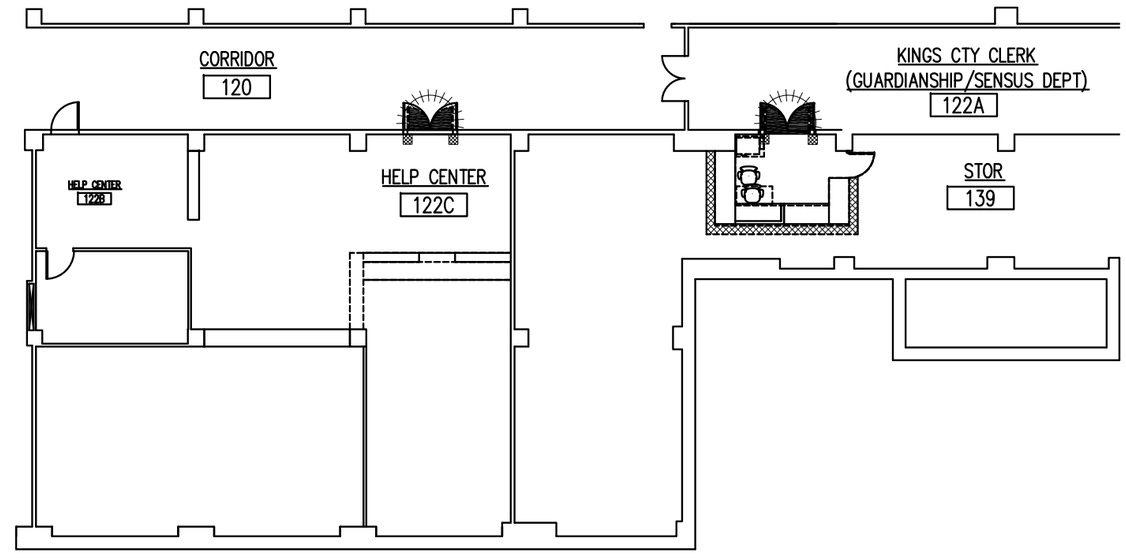

1 / H102 1ST FLOOR ASBESTOS REMOVAL PLAN
SCALE: N.T.S.

KING'S COUNTY SUPREME COURT
360 Adams Street
Brooklyn, NY 11201

PRECISION ENVIRONMENTAL INC.
36-15A 23rd Street
Long Island City, NY 11106
Tel: 718.383.2626, Fax: 718.383.7780
www.precision-enviro.com

No. Date Revision

SCALE:	NOT TO SCALE
DESIGNER:	MICHAEL PARPOUNAS
DRAWN BY:	CHRISTOPHER PLUMB
CHECKED BY:	CHRISTOPHER MIKIL
DATE:	22 MAR 2023

PROJECT: KING'S COUNTY SUPREME COURT BUILDING ACCESIBILITY RENOVATIONS
ADDRESS: 360 ADAMS STREET BROOKLYN, NY 11201

DRAWING TITLE: **ASBESTOS REMOVAL PLAN**

DRAWING No.: **H102**

PRECISION PROJECT No.: 2352-23-0002

1ST FLOOR KEY PLAN

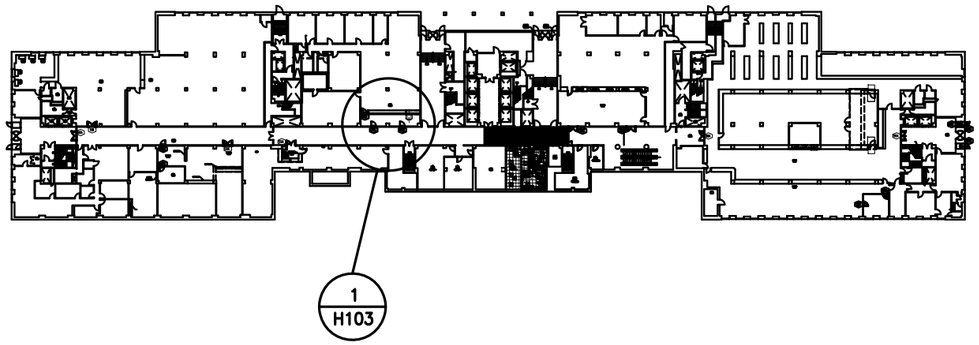

GENERAL NOTES

1 - This 12"x12" VFT and associated mastic are non-ACM. However, ACM 9X9 VAT **may** exist underneath the VFT at this location. Contractor and APM shall verify the Presence/Absence of ACM 9X9 VAT under this 12"X12" VFT prior to commence work. If ACM 9X9 VAT are present, all layers of flooring materials adhering to the ACM 9X9 VAT shall be removed and disposed as ACM.

2 - All layers of flooring materials adhering to the ACM 9X9 VAT shall be removed and disposed as ACM

3 - All layers of flooring materials adhering to the ACM 12"X12" VAT and/or associated mastic shall be removed and disposed as ACM

4 - All demolition necessary to access this ACM to establish its presence and for removal it must be conducted within negative pressure enclosures by licensed asbestos handlers. Demolition debris may be disposed of as construction and demolition debris provided the Abatement Project Monitor determines that it is not contaminated with asbestos and there has been no disturbance of ACM within the enclosure. If the demolition debris is determined to be contaminated or ACM has been disturbed, it must be disposed of as RACM asbestos waste.

KEY	LOCATION	MATERIAL DESCRIPTION	MATERIAL CLASSIFICATION	ESTIMATED QUANTITY		NOTES
				LF	SF	
	OFFICE 144	12" x 12" VFT (HA 78) & associated mastic (HA 79)	PACM Contaminated		24	See General Note 1
	OFFICE 144	Door core insulation	PACM		21	

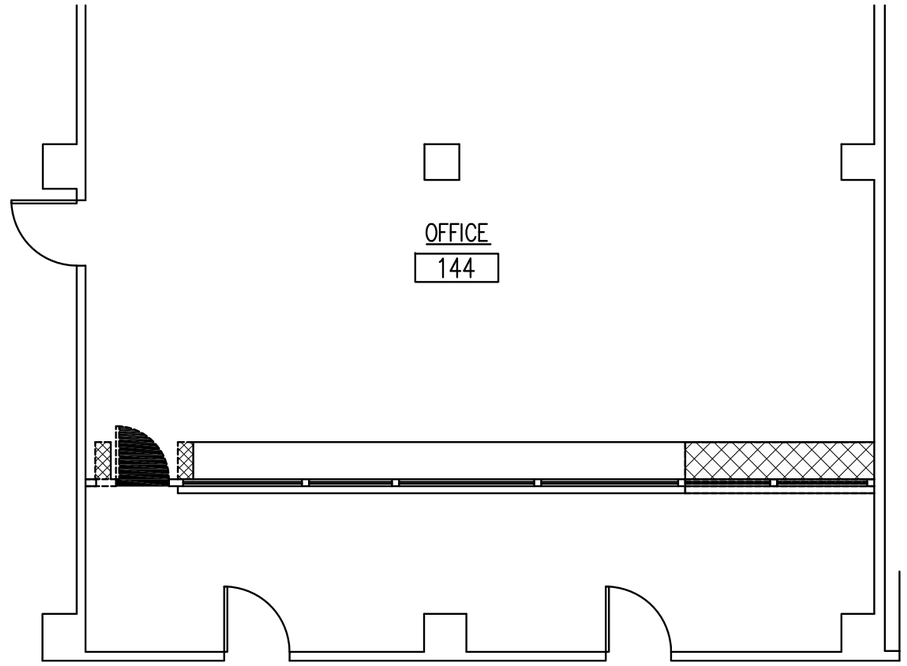

1 / H103 1ST FLOOR ASBESTOS REMOVAL PLAN
SCALE: N.T.S.

KING'S COUNTY SUPREME COURT
360 Adams Street
Brooklyn, NY 11201

PRECISION ENVIRONMENTAL INC.
36-15A 23rd Street
Long Island City, NY 11106
Tel: 718.383.2626, Fax: 718.383.7780
www.precision-enviro.com

No. Date Revision

SCALE:	NOT TO SCALE
DESIGNER:	MICHAEL PARPOUNAS
DRAWN BY:	CHRISTOPHER PLUMB
CHECKED BY:	CHRISTOPHER MIKIL
DATE:	22 MAR 2023

PROJECT: KING'S COUNTY SUPREME COURT BUILDING ACCESIBILITY RENOVATIONS
ADDRESS: 360 ADAMS STREET BROOKLYN, NY 11201

DRAWING TITLE: **ASBESTOS REMOVAL PLAN**

DRAWING No.: **H103**

PRECISION PROJECT No.: 2352-23-0002

1ST FLOOR KEY PLAN

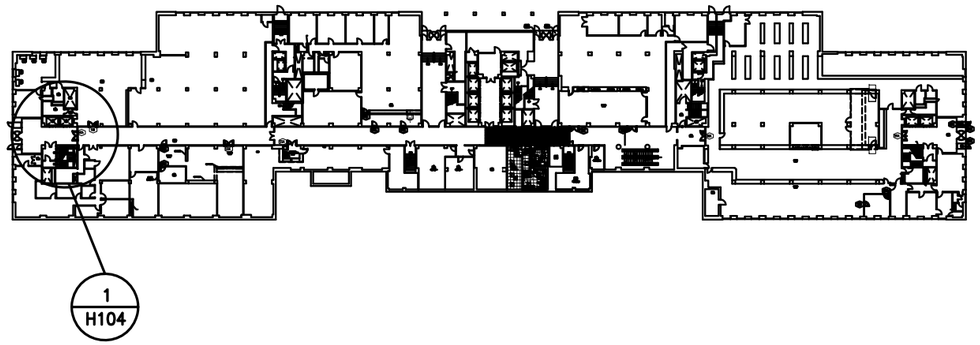

GENERAL NOTES

1 - This 12"x12" VFT and associated mastic are non-ACM. However, ACM 9X9 VAT **may** exist underneath the VFT at this location. Contractor and APM shall verify the Presence/Absence of ACM 9X9 VAT under this 12"X12" VFT prior to commence work. If ACM 9X9 VAT are present, all layers of flooring materials adhering to the ACM 9X9 VAT shall be removed and disposed as ACM.

2 - All layers of flooring materials adhering to the ACM 9X9 VAT shall be removed and disposed as ACM

3 - All layers of flooring materials adhering to the ACM 12"X12" VAT and/or associated mastic shall be removed and disposed as ACM

4 - All demolition necessary to access this ACM to establish its presence and for removal it must be conducted within negative pressure enclosures by licensed asbestos handlers. Demolition debris may be disposed of as construction and demolition debris provided the Abatement Project Monitor determines that it is not contaminated with asbestos and there has been no disturbance of ACM within the enclosure. If the demolition debris is determined to be contaminated or ACM has been disturbed, it must be disposed of as RACM asbestos waste.

KEY	LOCATION	MATERIAL DESCRIPTION	MATERIAL CLASSIFICATION	ESTIMATED QUANTITY		NOTES
				LF	SF	
	RECORDS 109	12" x 12" VFT (HA 72) & associated mastic (HA 73)	PACM Contaminated		4	See General Note 1
	ELEVATOR LOBBY 103A, CORRIDOR 120	Backing associated with marble wall	PACM		63	
	1ST FLOOR - SELECTIVE REMOVAL PLAN THROUGHOUT	Door core Insulation	PACM		84	

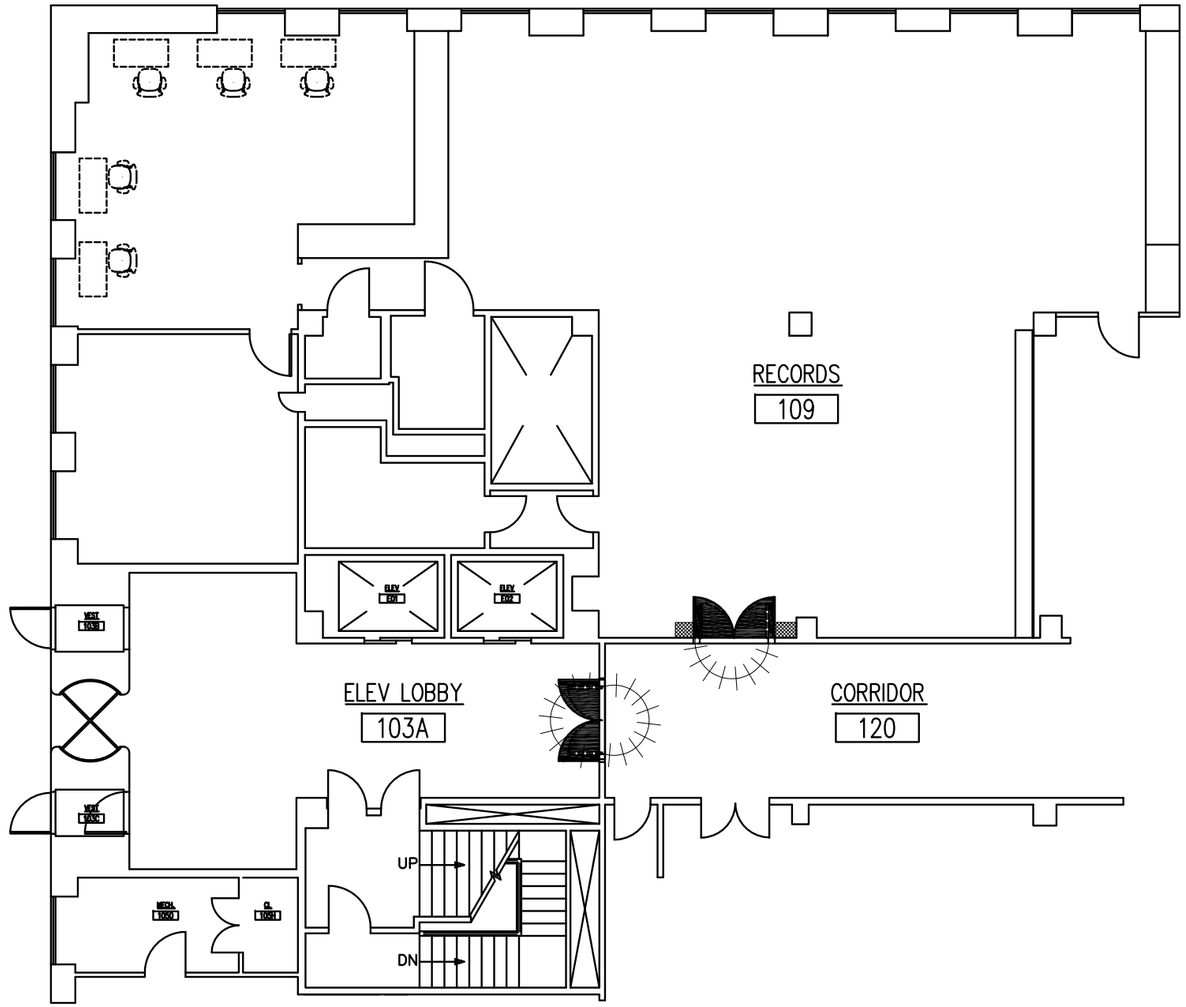

1 / H104 1ST FLOOR ASBESTOS REMOVAL PLAN
SCALE: N.T.S.

KING'S COUNTY SUPREME COURT
360 Adams Street
Brooklyn, NY 11201

PRECISION ENVIRONMENTAL INC.
36-15A 23rd Street
Long Island City, NY 11106
Tel: 718.383.2626, Fax: 718.383.7780
www.precision-enviro.com

No. Date Revision

SCALE:	NOT TO SCALE
DESIGNER:	MICHAEL PARPOUNAS
DRAWN BY:	CHRISTOPHER PLUMB
CHECKED BY:	CHRISTOPHER MIKIL
DATE:	22 MAR 2023

PROJECT: KING'S COUNTY SUPREME COURT BUILDING ACCESIBILITY RENOVATIONS
ADDRESS: 360 ADAMS STREET BROOKLYN, NY 11201
DRAWING TITLE: ASBESTOS REMOVAL PLAN

DRAWING No.: **H104**
PRECISION PROJECT No.: 2352-23-0002

1ST FLOOR KEY PLAN

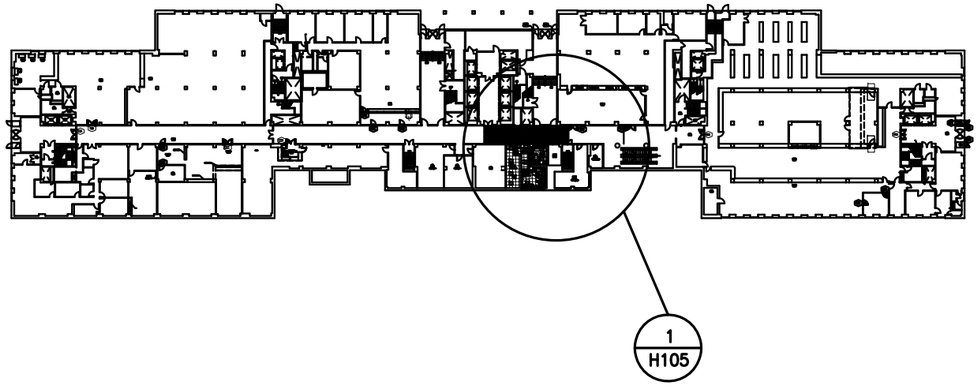

GENERAL NOTES

1 - This 12"x12" VFT and associated mastic are non-ACM. However, ACM 9X9 VAT **may** exist underneath the VFT at this location. Contractor and APM shall verify the Presence/Absence of ACM 9X9 VAT under this 12"X12" VFT prior to commence work. If ACM 9X9 VAT are present, all layers of flooring materials adhering to the ACM 9X9 VAT shall be removed and disposed as ACM.

2 - All layers of flooring materials adhering to the ACM 9X9 VAT shall be removed and disposed as ACM

3 - All layers of flooring materials adhering to the ACM 12"X12" VAT and/or associated mastic shall be removed and disposed as ACM

4 - All demolition necessary to access this ACM to establish its presence and for removal it must be conducted within negative pressure enclosures by licensed asbestos handlers. Demolition debris may be disposed of as construction and demolition debris provided the Abatement Project Monitor determines that it is not contaminated with asbestos and there has been no disturbance of ACM within the enclosure. If the demolition debris is determined to be contaminated or ACM has been disturbed, it must be disposed of as RACM asbestos waste.

KEY	LOCATION	MATERIAL DESCRIPTION	MATERIAL CLASSIFICATION	ESTIMATED QUANTITY		NOTES
				LF	SF	
	OFFICE 145, WAITING ROOM 156A	Door core insulation	PACM		147	
	OFFICE 145, WAITING ROOM 156A	12" x 12" VFT (HA 90) & associated mastic (HA 91)	PACM Contamlnated		414	See General Note 1
	OFFICE 145	Electrical wiring insulation	ACM	150		See General Note 4
	OFFICE 145, WAITING ROOM 156A	Backing associated with marble wall	PACM		126	

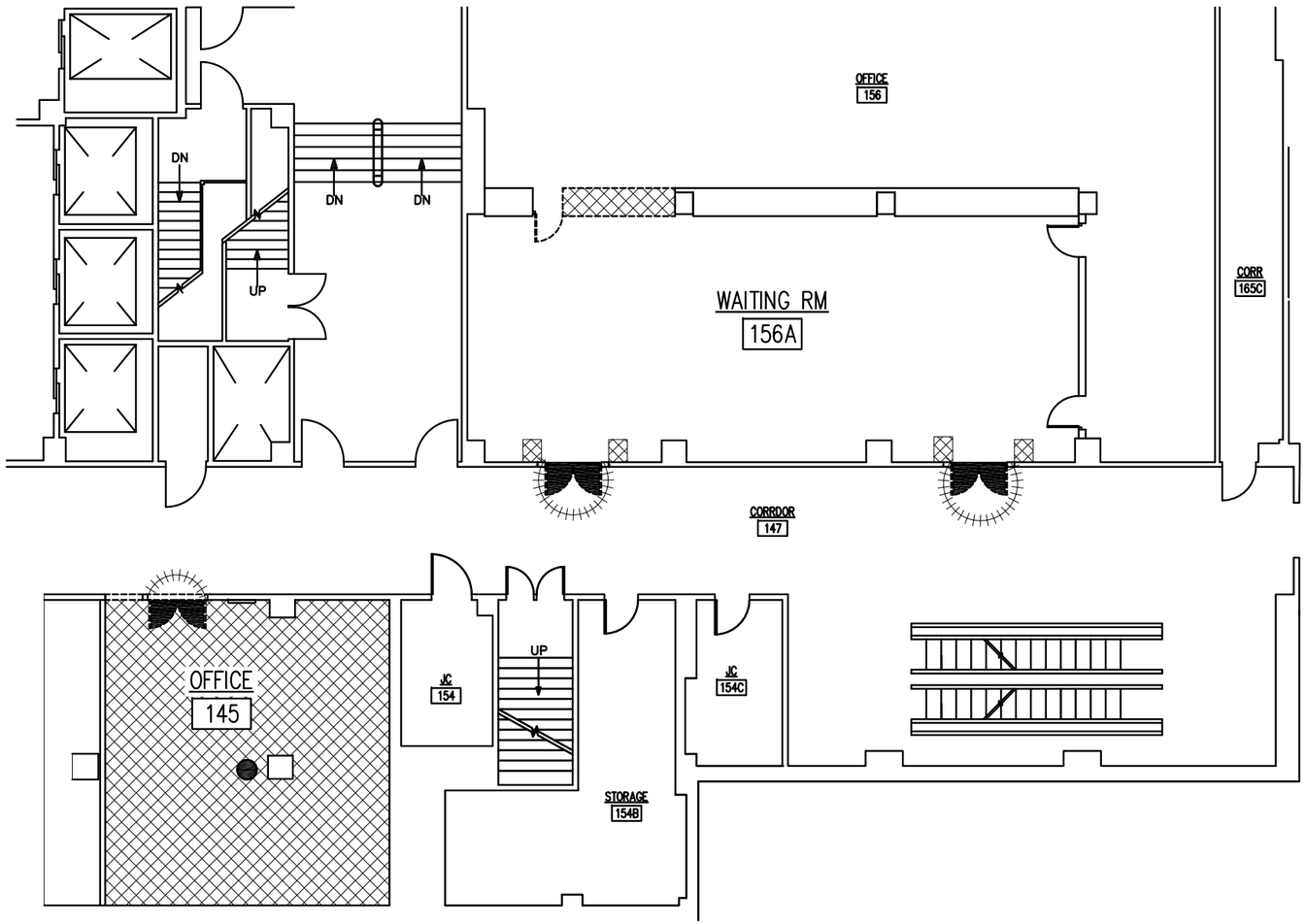

1 / H105 1ST FLOOR ASBESTOS REMOVAL PLAN
SCALE: N.T.S.

KING'S COUNTY SUPREME COURT
360 Adams Street
Brooklyn, NY 11201

PRECISION ENVIRONMENTAL INC.
36-15A 23rd Street
Long Island City, NY 11106
Tel: 718.383.2626, Fax: 718.383.7780
www.precision-enviro.com

No. Date Revision

SCALE:	NOT TO SCALE
DESIGNER:	MICHAEL PARPOUNAS
DRAWN BY:	CHRISTOPHER PLUMB
CHECKED BY:	CHRISTOPHER MIKIL
DATE:	22 MAR 2023

PROJECT: KING'S COUNTY SUPREME COURT BUILDING ACCESIBILITY RENOVATIONS
ADDRESS: 360 ADAMS STREET BROOKLYN, NY 11201

DRAWING TITLE: **ASBESTOS REMOVAL PLAN**

DRAWING No.: **H105**

PRECISION PROJECT No.: 2352-23-0002

1ST FLOOR KEY PLAN

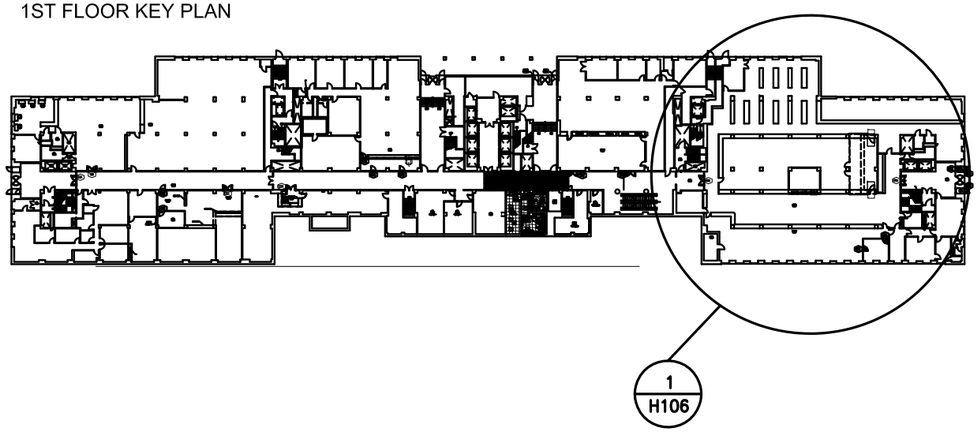

GENERAL NOTES

1 - This 12"x12" VFT and associated mastic are non-ACM. However, ACM 9X9 VAT **may** exist underneath the VFT at this location. Contractor and APM shall verify the Presence/Absence of ACM 9X9 VAT under this 12"X12" VFT prior to commence work. If ACM 9X9 VAT are present, all layers of flooring materials adhering to the ACM 9X9 VAT shall be removed and disposed as ACM.

2 - All layers of flooring materials adhering to the ACM 9X9 VAT shall be removed and disposed as ACM

3 - All layers of flooring materials adhering to the ACM 12"X12" VAT and/or associated mastic shall be removed and disposed as ACM

4 - All demolition necessary to access this ACM to establish its presence and for removal it must be conducted within negative pressure enclosures by licensed asbestos handlers. Demolition debris may be disposed of as construction and demolition debris provided the Abatement Project Monitor determines that it is not contaminated with asbestos and there has been no disturbance of ACM within the enclosure. If the demolition debris is determined to be contaminated or ACM has been disturbed, it must be disposed of as RACM asbestos waste.

KEY	LOCATION	MATERIAL DESCRIPTION	MATERIAL CLASSIFICATION	ESTIMATED QUANTITY		NOTES
				LF	SF	
	VESTIBULE 184C, ELEVATOR LOBBY 195A	Door core insulation	PACM		84	
	VESTIBULE 184C, ELEVATOR LOBBY 195A	12" x 12" VFT (HA 90) & associated mastic (HA 91)	PACM Contaminated		18	See General Note 1
	CASHIER'S COUNTER 192B	12" x 12" VAT (HA 98)	ACM		32	See General Note 3
	VESTIBULE 192B	9" X 9" VAT (HA 109) & associated mastic (HA 110)	ACM		80	See General Note 2
	ELEVATOR LOBBY 195A	Backing associated with marble wall	PACM		42	

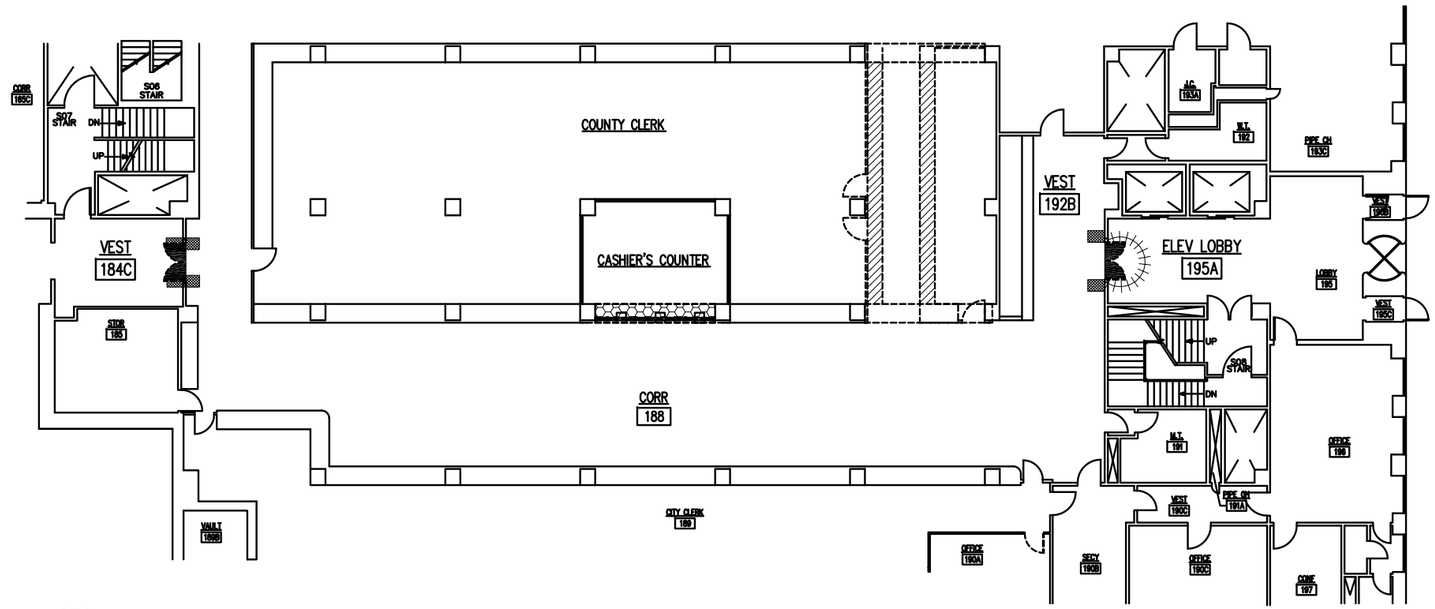

1 / H106 — 1ST FLOOR ASBESTOS REMOVAL PLAN
SCALE: N.T.S.

KING'S COUNTY SUPREME COURT
360 Adams Street
Brooklyn, NY 11201

PRECISION ENVIRONMENTAL INC.
36-15A 23rd Street
Long Island City, NY 11106
Tel: 718.383.2626, Fax: 718.383.7780
www.precision-enviro.com

No.	Date	Revision

SCALE:	NOT TO SCALE
DESIGNER:	MICHAEL PARPOUNAS
DRAWN BY:	CHRISTOPHER PLUMB
CHECKED BY:	CHRISTOPHER MIKIL
DATE:	22 MAR 2023

PROJECT: KING'S COUNTY SUPREME COURT BUILDING ACCESIBILITY RENOVATIONS
ADDRESS: 360 ADAMS STREET BROOKLYN, NY 11201
DRAWING TITLE: **ASBESTOS REMOVAL PLAN**

DRAWING No.: **H106**
PRECISION PROJECT No.: 2352-23-0002

2ND FLOOR KEY PLAN

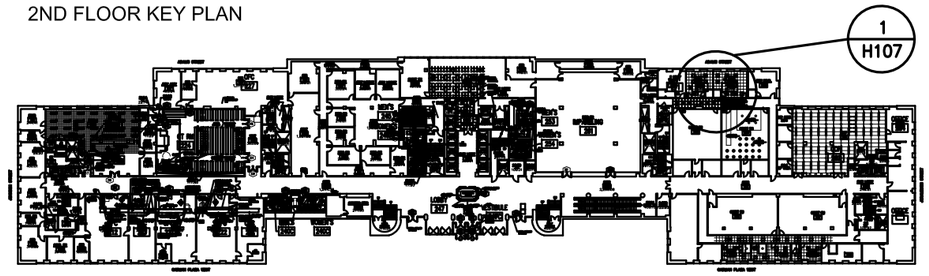

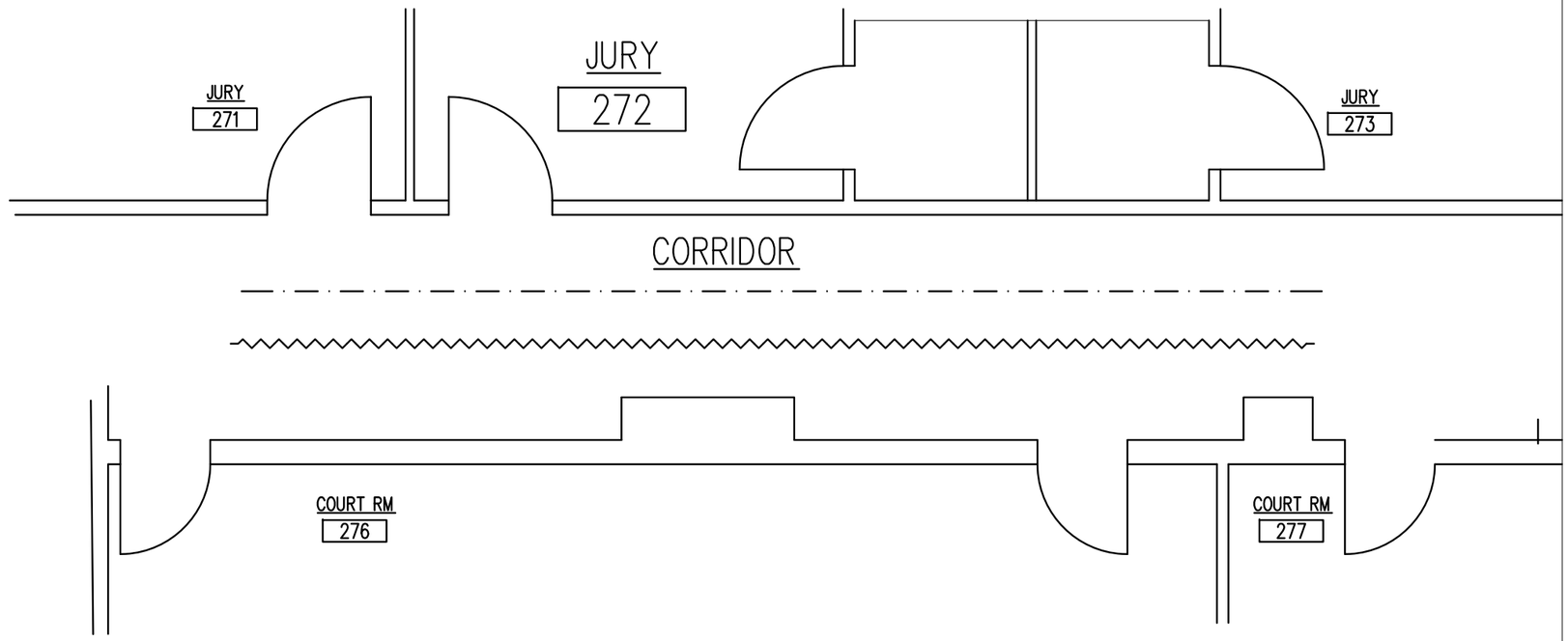

1 / H107 2ND FLOOR ASBESTOS REMOVAL PLAN
SCALE: N.T.S.

GENERAL NOTES

1 - This 12"x12" VFT and associated mastic are non-ACM. However, ACM 9X9 VAT **may** exist underneath the VFT at this location. Contractor and APM shall verify the Presence/Absence of ACM 9X9 VAT under this 12"X12" VFT prior to commence work. If ACM 9X9 VAT are present, all layers of flooring materials adhering to the ACM 9X9 VAT shall be removed and disposed as ACM.

2 - All layers of flooring materials adhering to the ACM 9X9 VAT shall be removed and disposed as ACM

3 - All layers of flooring materials adhering to the ACM 12"X12" VAT and/or associated mastic shall be removed and disposed as ACM

4 - All demolition necessary to access this ACM to establish its presence and for removal it must be conducted within negative pressure enclosures by licensed asbestos handlers. Demolition debris may be disposed of as construction and demolition debris provided the Abatement Project Monitor determines that it is not contaminated with asbestos and there has been no disturbance of ACM within the enclosure. If the demolition debris is determined to be contaminated or ACM has been disturbed, it must be disposed of as RACM asbestos waste.

KEY	LOCATION	MATERIAL DESCRIPTION	MATERIAL CLASSIFICATION	ESTIMATED QUANTITY		NOTES
				LF	SF	
~~	CORRIDOR OUTSIDE JURY ROOM 272	Corrugated pipe insulation and associated joint packing	ACM	18		See General Note 4
—·—		Pipe joint associated fiberglass pipe insulation	ACM	3		See General Note 4

KING'S COUNTY SUPREME COURT
360 Adams Street
Brooklyn, NY 11201

PRECISION ENVIRONMENTAL INC.
36-15A 23rd Street
Long Island City, NY 11106
Tel: 718.383.2626, Fax: 718.383.7780
www.precision-enviro.com

No. Date Revision

SCALE:	NOT TO SCALE
DESIGNER:	MICHAEL PARPOUNAS
DRAWN BY:	CHRISTOPHER PLUMB
CHECKED BY:	CHRISTOPHER MIKIL
DATE:	22 MAR 2023

PROJECT: KING'S COUNTY SUPREME COURT BUILDING ACCESIBILITY RENOVATIONS
ADDRESS: 360 ADAMS STREET BROOKLYN, NY 11201

DRAWING TITLE: ASBESTOS REMOVAL PLAN

DRAWING No.: **H107**

PRECISION PROJECT No.: 2352-23-0002

2ND FLOOR KEY PLAN

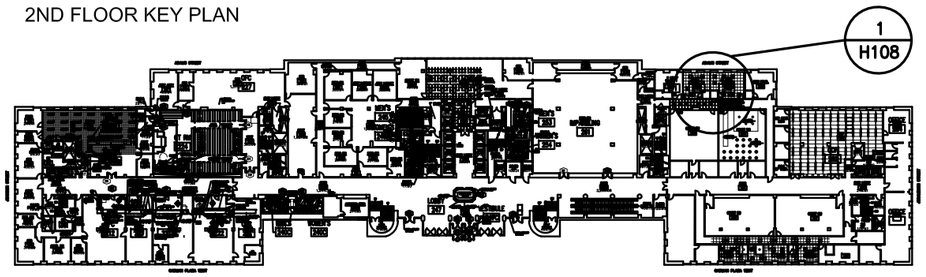

GENERAL NOTES

1 - This 12"x12" VFT and associated mastic are non-ACM. However, ACM 9X9 VAT **may** exist underneath the VFT at this location. Contractor and APM shall verify the Presence/Absence of ACM 9X9 VAT under this 12"X12" VFT prior to commence work. If ACM 9X9 VAT are present, all layers of flooring materials adhering to the ACM 9X9 VAT shall be removed and disposed as ACM.

2 - All layers of flooring materials adhering to the ACM 9X9 VAT shall be removed and disposed as ACM

3 - All layers of flooring materials adhering to the ACM 12"X12" VAT and/or associated mastic shall be removed and disposed as ACM

4 - All demolition necessary to access this ACM to establish its presence and for removal it must be conducted within negative pressure enclosures by licensed asbestos handlers. Demolition debris may be disposed of as construction and demolition debris provided the Abatement Project Monitor determines that it is not contaminated with asbestos and there has been no disturbance of ACM within the enclosure. If the demolition debris is determined to be contaminated or ACM has been disturbed, it must be disposed of as RACM asbestos waste.

KEY	LOCATION	MATERIAL DESCRIPTION	MATERIAL CLASSIFICATION	ESTIMATED QUANTITY		NOTES
				LF	SF	
~~	SHAFT 24	Corrugated pipe insulation and associated joint packing	ACM	18		See General Note 4
— · —		Pipe joint associated with fiberglass pipe insulation	ACM	3		See General Note 4
●	MEN'S BATHROOM 253, WOMEN'S BATHROOM 254	Electrical wiring insulation	ACM	90		See General Note 4
⁘	WOMEN'S BATHROOM 254	Ceramic wall tile - mastic	ACM		70	
◔	WOMEN'S BATHROOM 254	Ceramic wall tile - mastic	PACM		21	

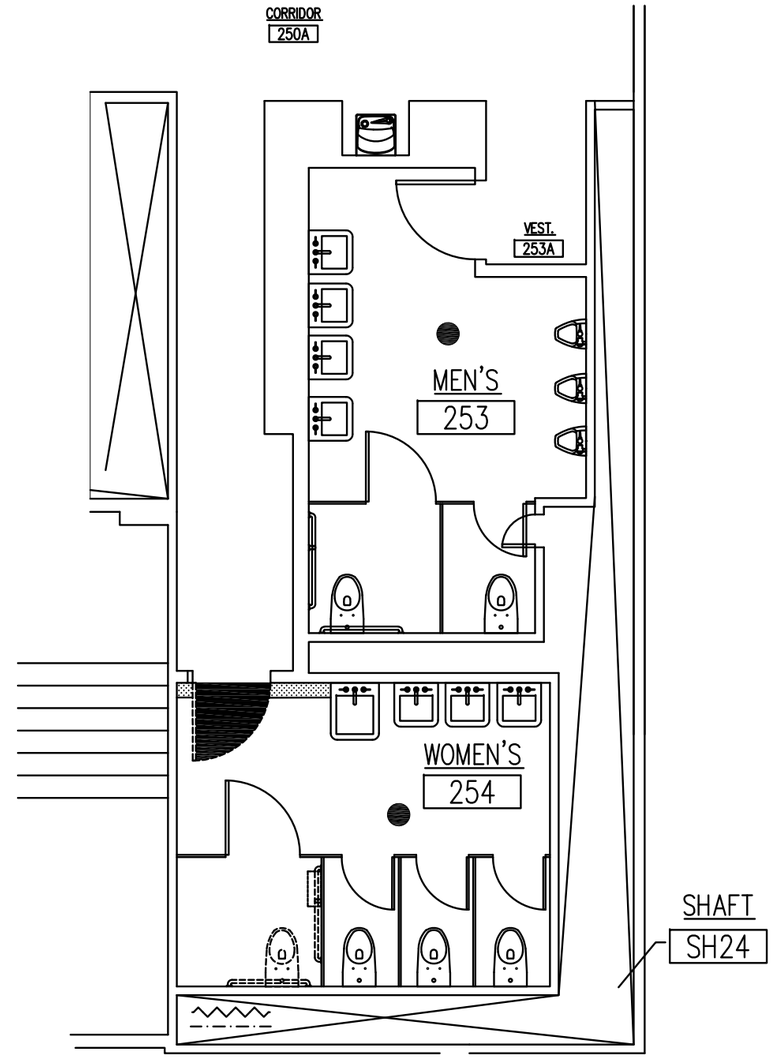

1 / H108 2ND FLOOR ASBESTOS REMOVAL PLAN
SCALE: N.T.S.

KING'S COUNTY SUPREME COURT
360 Adams Street
Brooklyn, NY 11201

PRECISION ENVIRONMENTAL INC.
36-15A 23rd Street
Long Island City, NY 11106
Tel: 718.383.2626, Fax: 718.383.7780
www.precision-enviro.com

No.	Date	Revision

SCALE:	NOT TO SCALE
DESIGNER:	MICHAEL PARPOUNAS
DRAWN BY:	CHRISTOPHER PLUMB
CHECKED BY:	CHRISTOPHER MIKIL
DATE:	22 MAR 2023

PROJECT: KING'S COUNTY SUPREME COURT BUILDING ACCESIBILITY RENOVATIONS
ADDRESS: 360 ADAMS STREET BROOKLYN, NY 11201

DRAWING TITLE: **ASBESTOS REMOVAL PLAN**

DRAWING No.: **H108**

PRECISION PROJECT No.: 2352-23-0002

2ND FLOOR KEY PLAN

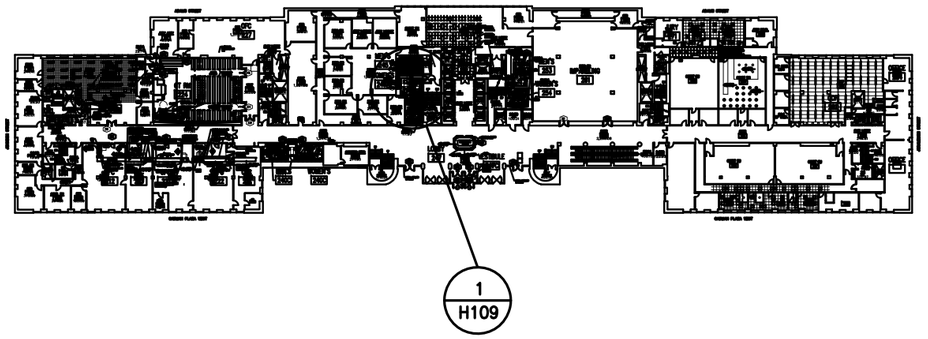

GENERAL NOTES

1 - This 12"x12" VFT and associated mastic are non-ACM. However, ACM 9X9 VAT **may** exist underneath the VFT at this location. Contractor and APM shall verify the Presence/Absence of ACM 9X9 VAT under this 12"X12" VFT prior to commence work. If ACM 9X9 VAT are present, all layers of flooring materials adhering to the ACM 9X9 VAT shall be removed and disposed as ACM.

2 - All layers of flooring materials adhering to the ACM 9X9 VAT shall be removed and disposed as ACM

3 - All layers of flooring materials adhering to the ACM 12"X12" VAT and/or associated mastic shall be removed and disposed as ACM

4 - All demolition necessary to access this ACM to establish its presence and for removal it must be conducted within negative pressure enclosures by licensed asbestos handlers. Demolition debris may be disposed of as construction and demolition debris provided the Abatement Project Monitor determines that it is not contaminated with asbestos and there has been no disturbance of ACM within the enclosure. If the demolition debris is determined to be contaminated or ACM has been disturbed, it must be disposed of as RACM asbestos waste.

KEY	LOCATION	MATERIAL DESCRIPTION	MATERIAL CLASSIFICATION	ESTIMATED QUANTITY		NOTES
				LF	SF	
— · —	SHAFT 05, 20, 21, 22	Corrugated pipe insulation and associated joint packing	ACM	36		See General Note 4
~~		Pipe joint associated with fiberglass pipe insulation	ACM	6		See General Note 4
◗	ROOM 245A	Door core insulation	PACM		84	
⊕	MEN'S BATHROOM 245, WOMEN'S BATHROOM 246A	Mastic associated with bathroom mirrors	PACM		10	
▭	MEN'S BATHROOM 245, WOMEN'S BATHROOM 246A	Ceramic wall tile - mastic	ACM		1200	

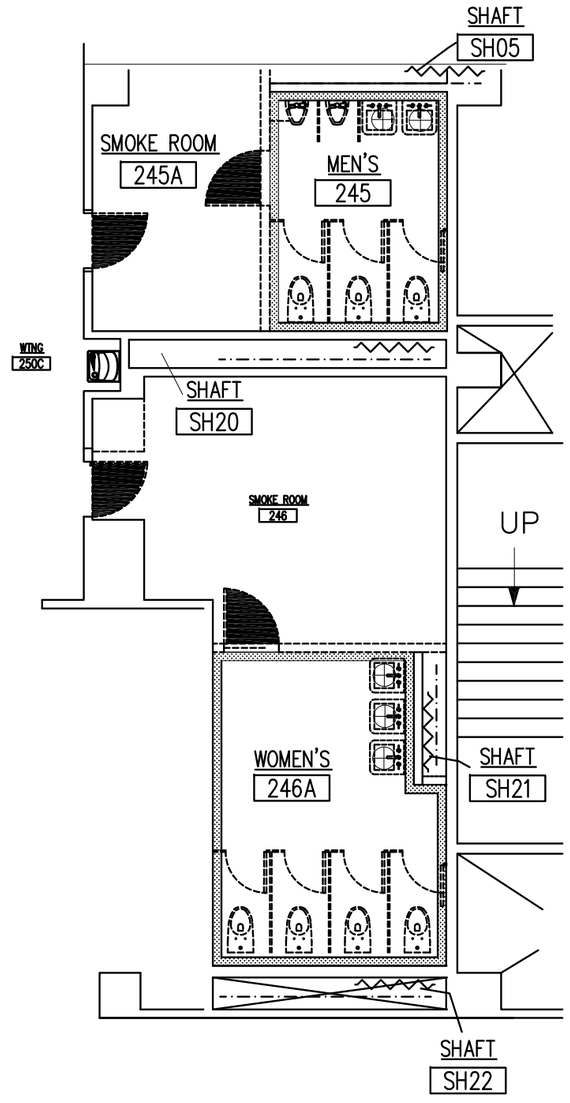

1 / H109 2ND FLOOR ASBESTOS REMOVAL PLAN

SCALE: N.T.S.

KING'S COUNTY SUPREME COURT
360 Adams Street
Brooklyn, NY 11201

PRECISION ENVIRONMENTAL INC.
36-15A 23rd Street
Long Island City, NY 11106
Tel: 718.383.2626, Fax: 718.383.7780
www.precision-enviro.com

No. Date Revision

SCALE:	NOT TO SCALE
DESIGNER:	MICHAEL PARPOUNAS
DRAWN BY:	CHRISTOPHER PLUMB
CHECKED BY:	CHRISTOPHER MIKIL
DATE:	22 MAR 2023

PROJECT: KING'S COUNTY SUPREME COURT BUILDING ACCESIBILITY RENOVATIONS
ADDRESS: 360 ADAMS STREET BROOKLYN, NY 11201

DRAWING TITLE: **ASBESTOS REMOVAL PLAN**

DRAWING No.: **H109**

PRECISION PROJECT No.: 2352-23-0002

2ND FLOOR KEY PLAN

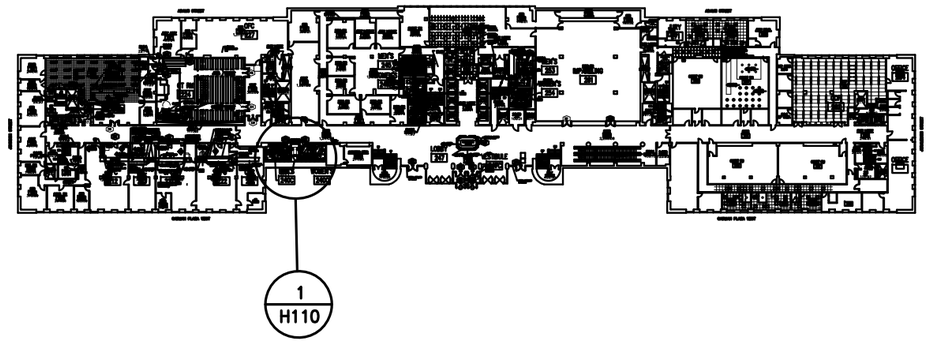

KEY	LOCATION	MATERIAL DESCRIPTION	MATERIAL CLASSIFICATION	ESTIMATED QUANTITY		NOTES
				LF	SF	
~~	MEN'S BATHROOM 240C, WOMEN'S BATHROOM 240	Corrugated pipe insulation and associated joint packing	ACM	36		See General Note 4
—·—		Pipe joint associated with fiberglass pipe insulation	ACM	6		See General Note 4
	MEN'S BATHROOM 240C, WOMEN'S BATHROOM 240	Ceramic wall tile - mastic	ACM		800	
	MEN'S BATHROOM 240C, WOMEN'S BATHROOM 240	Mastic associated with bathroom mirrors	PACM		20	
	MEN'S BATHROOM 240C, WOMEN'S BATHROOM 240	Electrical wiring insulation	ACM	90		See General Note 4
	MEN'S BATHROOM 240C, WOMEN'S BATHROOM 240	Door core Insulation	PACM		42	
	MEN'S BATHROOM 240C, WOMEN'S BATHROOM 240	Backing associated with marble wall	PACM		34	
	MEN'S BATHROOM 240C, WOMEN'S BATHROOM 240	Backing associated with marble door saddle	PACM		2	

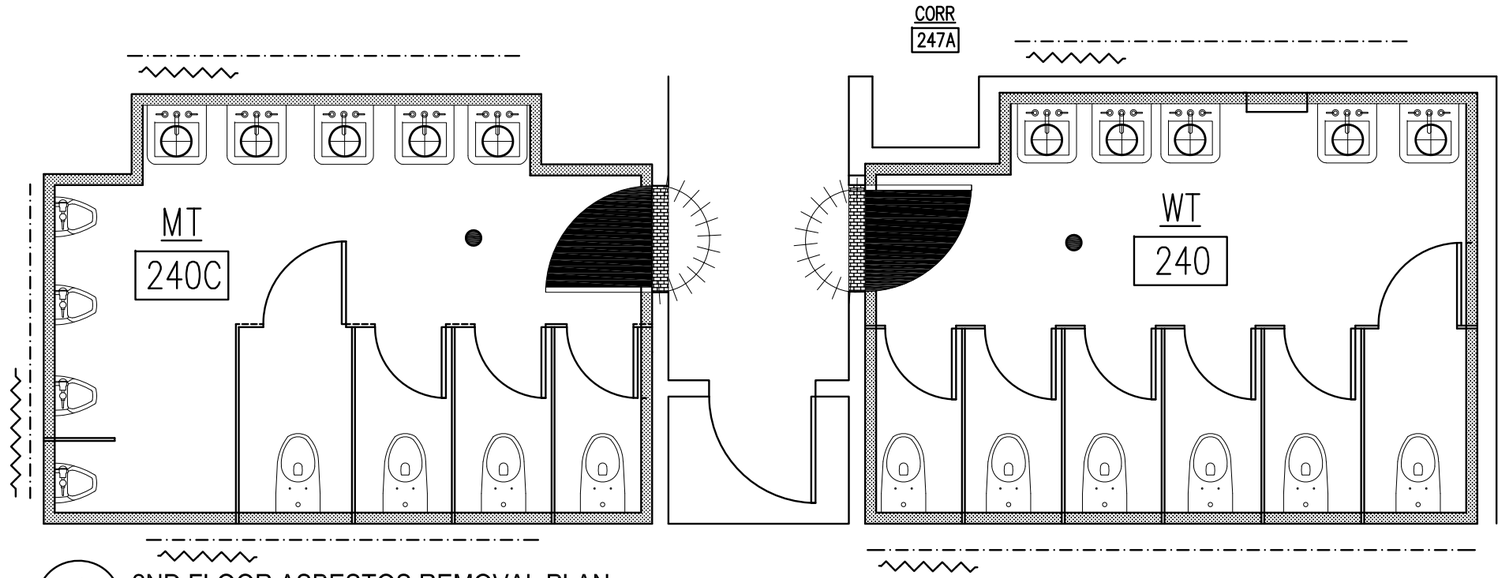

1 / H110 2ND FLOOR ASBESTOS REMOVAL PLAN
SCALE: N.T.S.

GENERAL NOTES

1 - This 12"x12" VFT and associated mastic are non-ACM. However, ACM 9X9 VAT **may** exist underneath the VFT at this location. Contractor and APM shall verify the Presence/Absence of ACM 9X9 VAT under this 12"X12" VFT prior to commence work. If ACM 9X9 VAT are present, all layers of flooring materials adhering to the ACM 9X9 VAT shall be removed and disposed as ACM.

2 - All layers of flooring materials adhering to the ACM 9X9 VAT shall be removed and disposed as ACM

3 - All layers of flooring materials adhering to the ACM 12"X12" VAT and/or associated mastic shall be removed and disposed as ACM

4 - All demolition necessary to access this ACM to establish its presence and for removal it must be conducted within negative pressure enclosures by licensed asbestos handlers. Demolition debris may be disposed of as construction and demolition debris provided the Abatement Project Monitor determines that it is not contaminated with asbestos and there has been no disturbance of ACM within the enclosure. If the demolition debris is determined to be contaminated or ACM has been disturbed, it must be disposed of as RACM asbestos waste.

KING'S COUNTY SUPREME COURT
360 Adams Street
Brooklyn, NY 11201

PRECISION ENVIRONMENTAL INC.
36-15A 23rd Street
Long Island City, NY 11106
Tel: 718.383.2626, Fax: 718.383.7780
www.precision-enviro.com

No. Date Revision

SCALE:	NOT TO SCALE
DESIGNER:	MICHAEL PARPOUNAS
DRAWN BY:	CHRISTOPHER PLUMB
CHECKED BY:	CHRISTOPHER MIKIL
DATE:	22 MAR 2023

PROJECT: KING'S COUNTY SUPREME COURT BUILDING ACCESIBILITY RENOVATIONS
ADDRESS: 360 ADAMS STREET BROOKLYN, NY 11201

DRAWING TITLE: **ASBESTOS REMOVAL PLAN**

DRAWING No.: **H110**

PRECISION PROJECT No.: 2352-23-0002

2ND FLOOR KEY PLAN

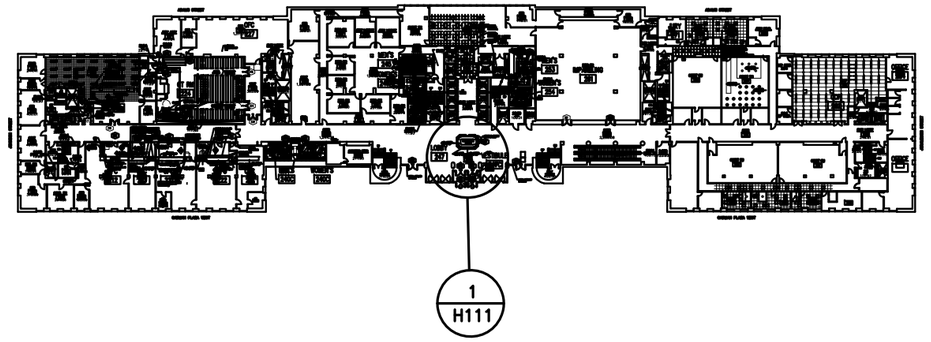

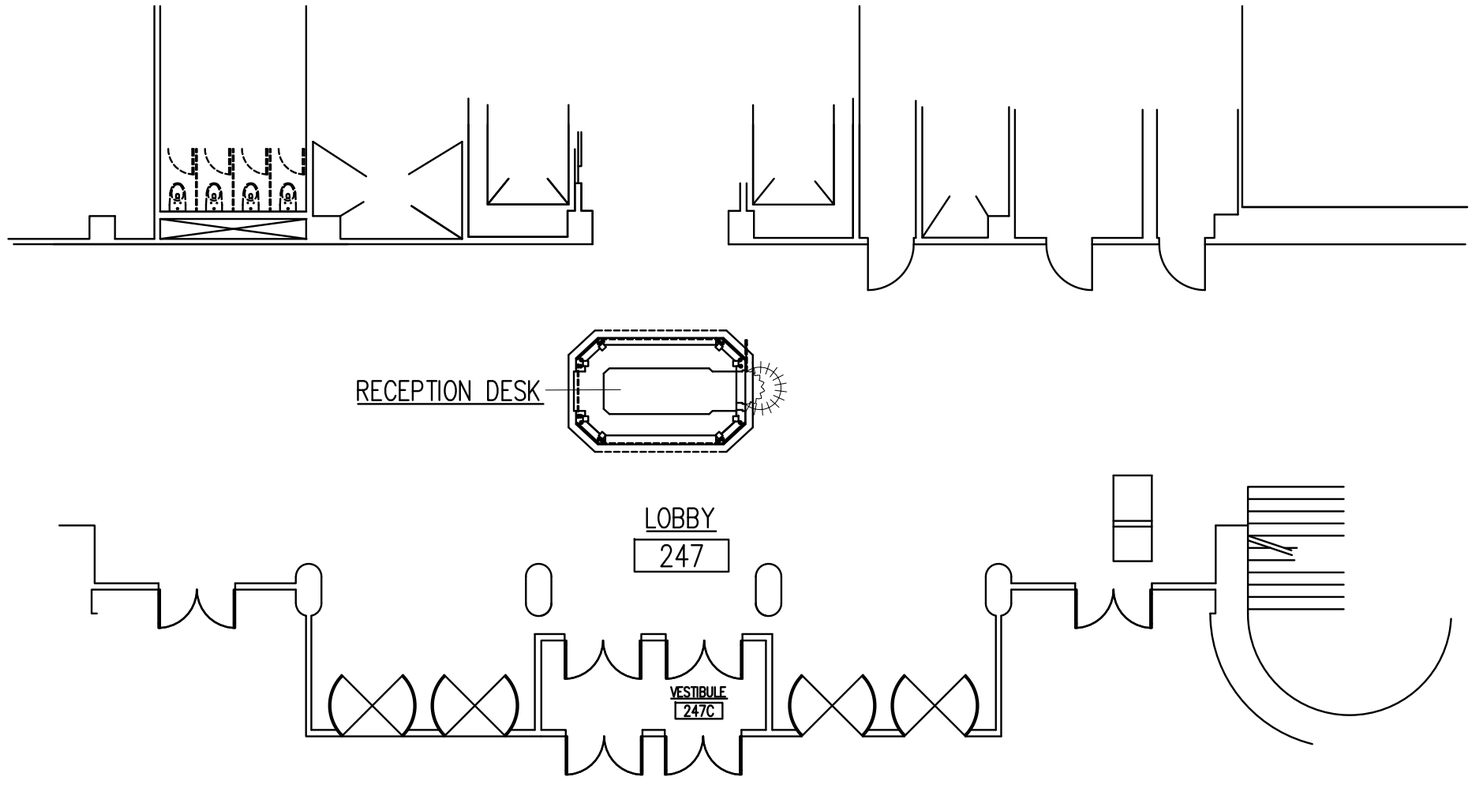

1 / H111 2ND FLOOR ASBESTOS REMOVAL PLAN
SCALE: N.T.S.

GENERAL NOTES

1 - This 12"x12" VFT and associated mastic are non-ACM. However, ACM 9X9 VAT **may** exist underneath the VFT at this location. Contractor and APM shall verify the Presence/Absence of ACM 9X9 VAT under this 12"X12" VFT prior to commence work. If ACM 9X9 VAT are present, all layers of flooring materials adhering to the ACM 9X9 VAT shall be removed and disposed as ACM.

2 - All layers of flooring materials adhering to the ACM 9X9 VAT shall be removed and disposed as ACM

3 - All layers of flooring materials adhering to the ACM 12"X12" VAT and/or associated mastic shall be removed and disposed as ACM

4 - All demolition necessary to access this ACM to establish its presence and for removal it must be conducted within negative pressure enclosures by licensed asbestos handlers. Demolition debris may be disposed of as construction and demolition debris provided the Abatement Project Monitor determines that it is not contaminated with asbestos and there has been no disturbance of ACM within the enclosure. If the demolition debris is determined to be contaminated or ACM has been disturbed, it must be disposed of as RACM asbestos waste.

KEY	LOCATION	MATERIAL DESCRIPTION	MATERIAL CLASSIFICATION	ESTIMATED QUANTITY		NOTES
				LF	SF	
	RECEPTION DESK 247	Exterior door frame caulking, hard textured - Brown	ACM		2	
		Backing associated with marble wall	PACM		10	

KING'S COUNTY
SUPREME COURT
360 Adams Street
Brooklyn, NY 11201

PRECISION ENVIRONMENTAL INC.
36-15A 23rd Street
Long Island City, NY 11106
Tel: 718.383.2626, Fax: 718.383.7780
www.precision-enviro.com

No. Date Revision

SCALE:	NOT TO SCALE
DESIGNER:	MICHAEL PARPOUNAS
DRAWN BY:	CHRISTOPHER PLUMB
CHECKED BY:	CHRISTOPHER MIKIL
DATE:	22 MAR 2023

PROJECT: KING'S COUNTY SUPREME COURT BUILDING ACCESIBILITY RENOVATIONS
ADDRESS: 360 ADAMS STREET BROOKLYN, NY 11201

DRAWING TITLE: **ASBESTOS REMOVAL PLAN**

DRAWING No.: **H111**

PRECISION PROJECT No.: 2352-23-0002

2ND FLOOR KEY PLAN

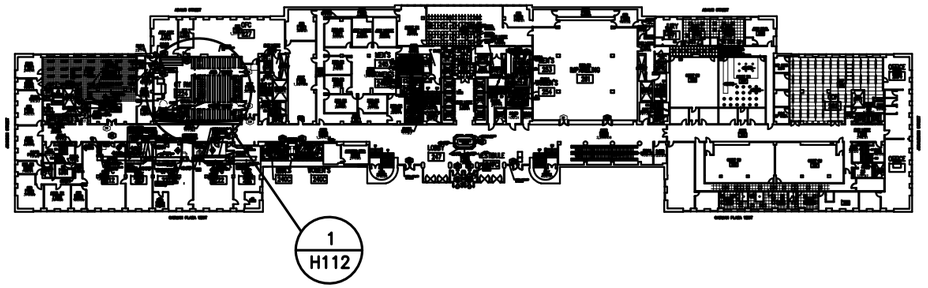

GENERAL NOTES

1 - This 12"x12" VFT and associated mastic are non-ACM. However, ACM 9X9 VAT **may** exist underneath the VFT at this location. Contractor and APM shall verify the Presence/Absence of ACM 9X9 VAT under this 12"X12" VFT prior to commence work. If ACM 9X9 VAT are present, all layers of flooring materials adhering to the ACM 9X9 VAT shall be removed and disposed as ACM.

2 - All layers of flooring materials adhering to the ACM 9X9 VAT shall be removed and disposed as ACM

3 - All layers of flooring materials adhering to the ACM 12"X12" VAT and/or associated mastic shall be removed and disposed as ACM

4 - All demolition necessary to access this ACM to establish its presence and for removal it must be conducted within negative pressure enclosures by licensed asbestos handlers. Demolition debris may be disposed of as construction and demolition debris provided the Abatement Project Monitor determines that it is not contaminated with asbestos and there has been no disturbance of ACM within the enclosure. If the demolition debris is determined to be contaminated or ACM has been disturbed, it must be disposed of as RACM asbestos waste.

KEY	LOCATION	MATERIAL DESCRIPTION	MATERIAL CLASSIFICATION	ESTIMATED QUANTITY		NOTES
				LF	SF	
	COURTROOM 224	12" x 12" VFT (HA 72) & associated mastic (HA 73)	PACM		50	See General Note 1
	COURTROOM 224	Backing associated with courtroom benches	PACM		100	
	COURTROOM 224	Door core insulation	PACM		126	
	COURTROOM 224, VESTIBULE	Backing associated with marble wall	PACM		84	

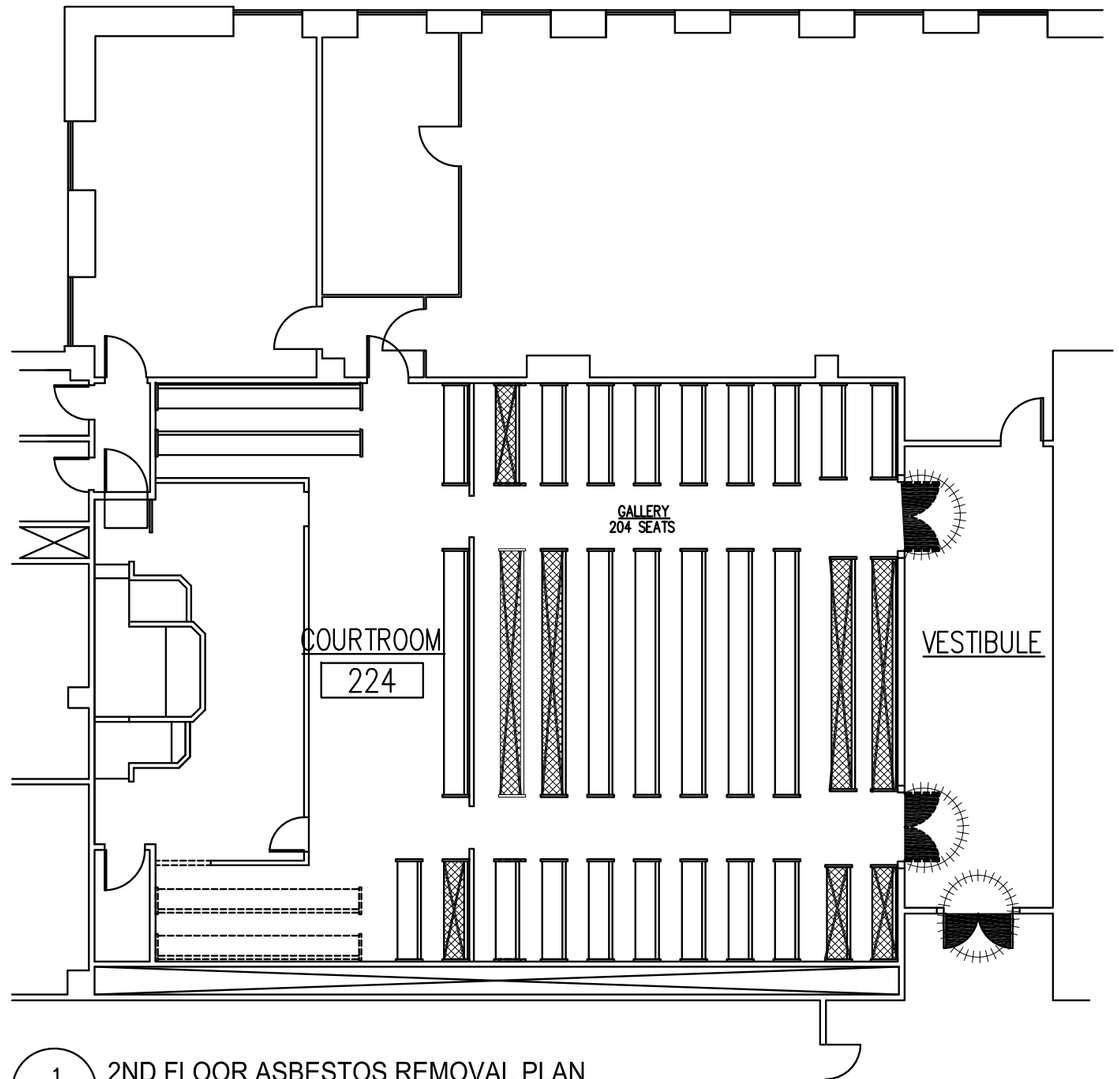

1 / H112 2ND FLOOR ASBESTOS REMOVAL PLAN
SCALE: N.T.S.

KING'S COUNTY SUPREME COURT
360 Adams Street
Brooklyn, NY 11201

PRECISION ENVIRONMENTAL INC.
36-15A 23rd Street
Long Island City, NY 11106
Tel: 718.383.2626, Fax: 718.383.7780
www.precision-enviro.com

No. Date Revision

SCALE:	NOT TO SCALE
DESIGNER:	MICHAEL PARPOUNAS
DRAWN BY:	CHRISTOPHER PLUMB
CHECKED BY:	CHRISTOPHER MIKIL
DATE:	22 MAR 2023

PROJECT: KING'S COUNTY SUPREME COURT BUILDING ACCESIBILITY RENOVATIONS
ADDRESS: 360 ADAMS STREET BROOKLYN, NY 11201
DRAWING TITLE: **ASBESTOS REMOVAL PLAN**

DRAWING No.: **H112**

PRECISION PROJECT No.: 2352-23-0002

2ND FLOOR KEY PLAN

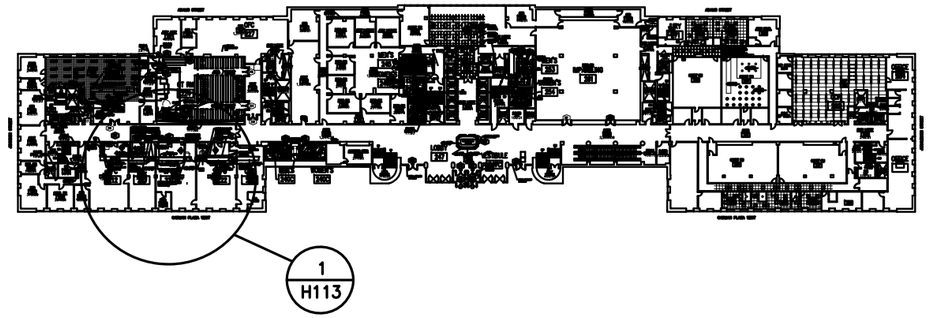

GENERAL NOTES

1 - This 12"x12" VFT and associated mastic are non-ACM. However, ACM 9X9 VAT **may** exist underneath the VFT at this location. Contractor and APM shall verify the Presence/Absence of ACM 9X9 VAT under this 12"X12" VFT prior to commence work. If ACM 9X9 VAT are present, all layers of flooring materials adhering to the ACM 9X9 VAT shall be removed and disposed as ACM.

2 - All layers of flooring materials adhering to the ACM 9X9 VAT shall be removed and disposed as ACM

3 - All layers of flooring materials adhering to the ACM 12"X12" VAT and/or associated mastic shall be removed and disposed as ACM

4 - All demolition necessary to access this ACM to establish its presence and for removal it must be conducted within negative pressure enclosures by licensed asbestos handlers. Demolition debris may be disposed of as construction and demolition debris provided the Abatement Project Monitor determines that it is not contaminated with asbestos and there has been no disturbance of ACM within the enclosure. If the demolition debris is determined to be contaminated or ACM has been disturbed, it must be disposed of as RACM asbestos waste.

KEY	LOCATION	MATERIAL DESCRIPTION	MATERIAL CLASSIFICATION	ESTIMATED QUANTITY		NOTES
				LF	SF	
▨	OFFICE 212, 213, 221, 222	12" x 12" VFT (HA 72) & associated mastic (HA 73)	PACM		800	See General Note 1

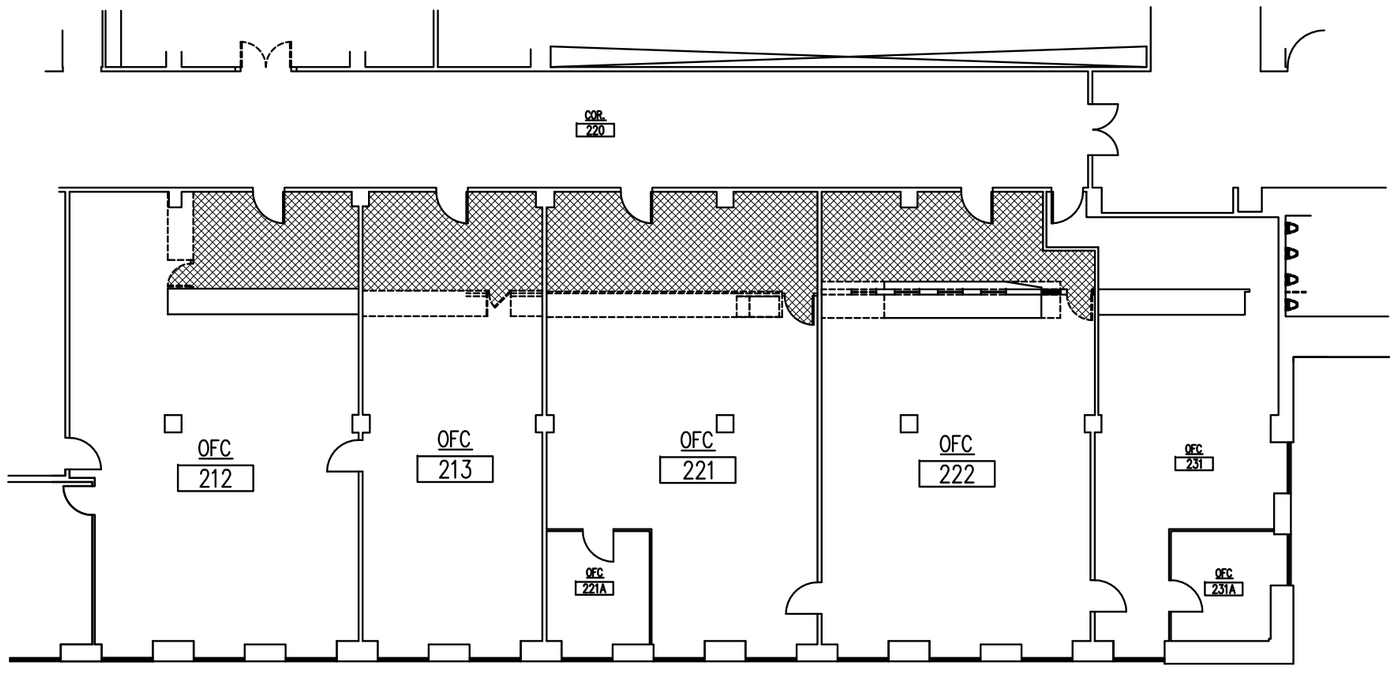

1 / H113 2ND FLOOR ASBESTOS REMOVAL PLAN
SCALE: N.T.S.

KING'S COUNTY SUPREME COURT
360 Adams Street
Brooklyn, NY 11201

PRECISION ENVIRONMENTAL INC.
36-15A 23rd Street
Long Island City, NY 11106
Tel: 718.383.2626, Fax: 718.383.7780
www.precision-enviro.com

No. Date Revision

SCALE:	NOT TO SCALE
DESIGNER:	MICHAEL PARPOUNAS
DRAWN BY:	CHRISTOPHER PLUMB
CHECKED BY:	CHRISTOPHER MIKIL
DATE:	22 MAR 2023

PROJECT: KING'S COUNTY SUPREME COURT BUILDING ACCESIBILITY RENOVATIONS
ADDRESS: 360 ADAMS STREET BROOKLYN, NY 11201

DRAWING TITLE: **ASBESTOS REMOVAL PLAN**

DRAWING No.: **H113**

PRECISION PROJECT No.: 2352-23-0002

2ND FLOOR KEY PLAN

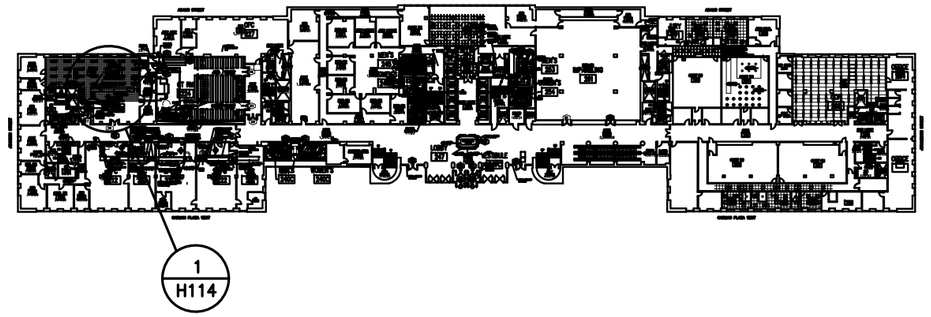

GENERAL NOTES

1 - This 12"x12" VFT and associated mastic are non-ACM. However, ACM 9X9 VAT **may** exist underneath the VFT at this location. Contractor and APM shall verify the Presence/Absence of ACM 9X9 VAT under this 12"X12" VFT prior to commence work. If ACM 9X9 VAT are present, all layers of flooring materials adhering to the ACM 9X9 VAT shall be removed and disposed as ACM.

2 - All layers of flooring materials adhering to the ACM 9X9 VAT shall be removed and disposed as ACM

3 - All layers of flooring materials adhering to the ACM 12"X12" VAT and/or associated mastic shall be removed and disposed as ACM

4 - All demolition necessary to access this ACM to establish its presence and for removal it must be conducted within negative pressure enclosures by licensed asbestos handlers. Demolition debris may be disposed of as construction and demolition debris provided the Abatement Project Monitor determines that it is not contaminated with asbestos and there has been no disturbance of ACM within the enclosure. If the demolition debris is determined to be contaminated or ACM has been disturbed, it must be disposed of as RACM asbestos waste.

KEY	LOCATION	MATERIAL DESCRIPTION	MATERIAL CLASSIFICATION	ESTIMATED QUANTITY		NOTES
				LF	SF	
	WAITING ROOM 210	12" x 12" VFT (HA 72) & associated mastic (HA 73)	PACM		42	See General Note 1
	WAITING ROOM 210	Door core insulation	PACM		42	
	WAITING ROOM 210	Backing associated with marble wall	PACM		42	

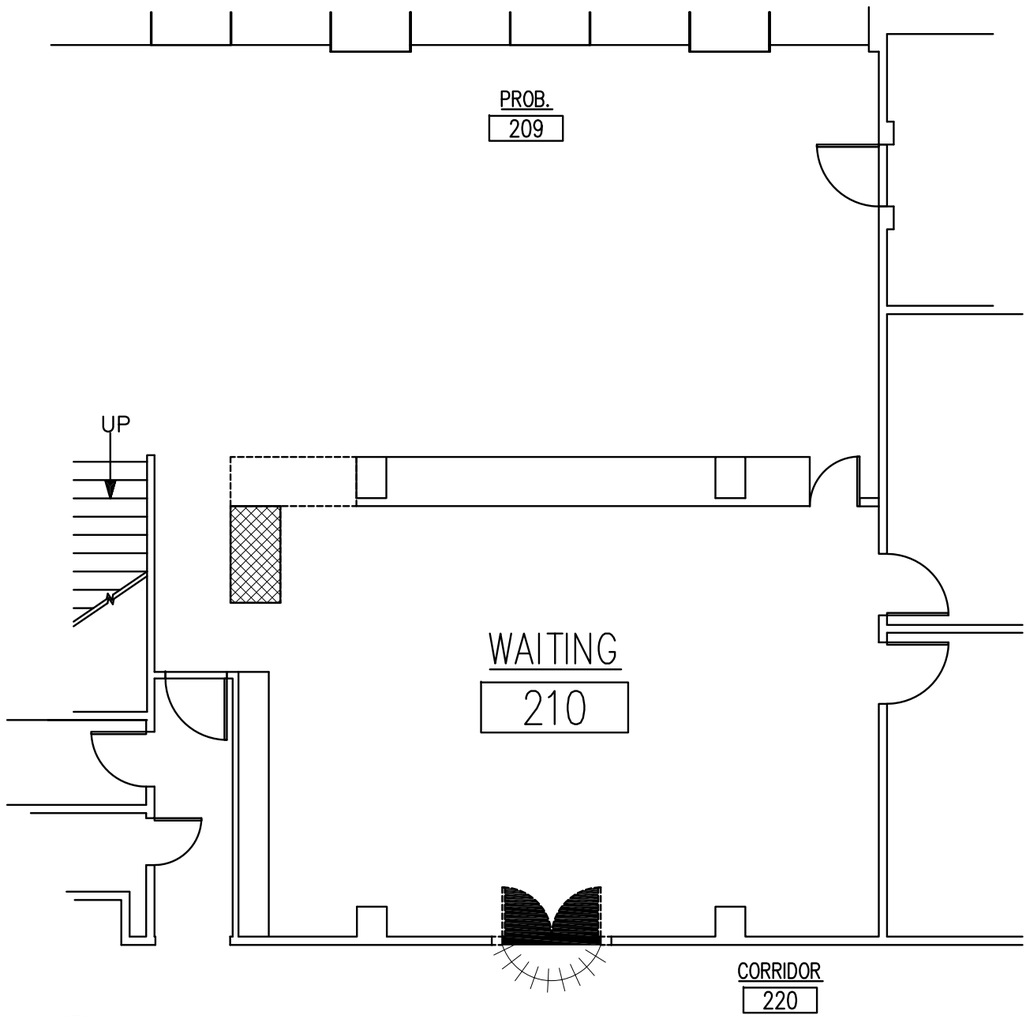

1 / H114 2ND FLOOR ASBESTOS REMOVAL PLAN

SCALE: N.T.S.

KING'S COUNTY SUPREME COURT
360 Adams Street
Brooklyn, NY 11201

PRECISION ENVIRONMENTAL INC.
36-15A 23rd Street
Long Island City, NY 11106
Tel: 718.383.2626, Fax: 718.383.7780
www.precision-enviro.com

No. Date Revision

SCALE:	NOT TO SCALE
DESIGNER:	MICHAEL PARPOUNAS
DRAWN BY:	CHRISTOPHER PLUMB
CHECKED BY:	CHRISTOPHER MIKIL
DATE:	22 MAR 2023

PROJECT: KING'S COUNTY SUPREME COURT BUILDING ACCESIBILITY RENOVATIONS
ADDRESS: 360 ADAMS STREET BROOKLYN, NY 11201
DRAWING TITLE: ASBESTOS REMOVAL PLAN

DRAWING No.: H114

PRECISION PROJECT No.: 2352-23-0002

3RD FLOOR KEY PLAN

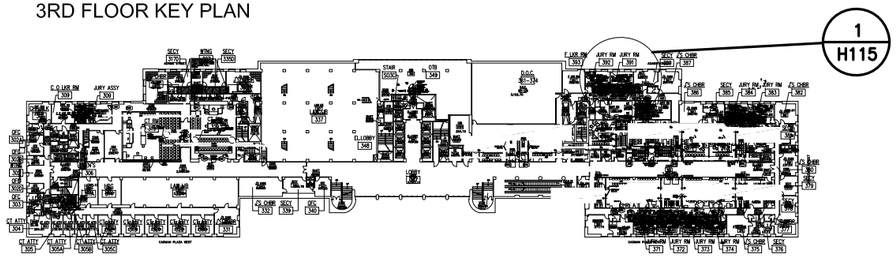

1
H115

GENERAL NOTES

1 - This 12"x12" VFT and associated mastic are non-ACM. However, ACM 9X9 VAT **may** exist underneath the VFT at this location. Contractor and APM shall verify the Presence/Absence of ACM 9X9 VAT under this 12"X12" VFT prior to commence work. If ACM 9X9 VAT are present, all layers of flooring materials adhering to the ACM 9X9 VAT shall be removed and disposed as ACM.

2 - All layers of flooring materials adhering to the ACM 9X9 VAT shall be removed and disposed as ACM

3 - All layers of flooring materials adhering to the ACM 12"X12" VAT and/or associated mastic shall be removed and disposed as ACM

4 - All demolition necessary to access this ACM to establish its presence and for removal it must be conducted within negative pressure enclosures by licensed asbestos handlers. Demolition debris may be disposed of as construction and demolition debris provided the Abatement Project Monitor determines that it is not contaminated with asbestos and there has been no disturbance of ACM within the enclosure. If the demolition debris is determined to be contaminated or ACM has been disturbed, it must be disposed of as RACM asbestos waste.

KEY	LOCATION	MATERIAL DESCRIPTION	MATERIAL CLASSIFICATION	ESTIMATED QUANTITY		NOTES
				LF	SF	
●	JURY ROOMS 391, 392	Electrical wiring insulation	ACM	90		See General Note 4
▨	ALL GENDER BATHROOMS 391A, 391B, 392A, 392B	Ceramic wall tile - mastic	ACM		400	
⊕	ALL GENDER BATHROOMS 391A, 391B, 392A, 392B	Mastic associated with bathroom mirrors	PACM		8	
◢	JURY ROOMS 391, 392, ALL GENDER BATHROOMS 391A, 391B, 392A, 392B	Door core insulation	PACM		168	
▩	CORRIDOR OUTSIDE JURY ROOMS 391, 392	12" x 12" VFT (HA 76) & associated mastic (HA 77)	PACM		20	See General Note 1
▩	JURY ROOMS 391, 392	12" x 12" VAT (HA 84) & associated mastic (HA 85)	ACM		104	See General Note 3

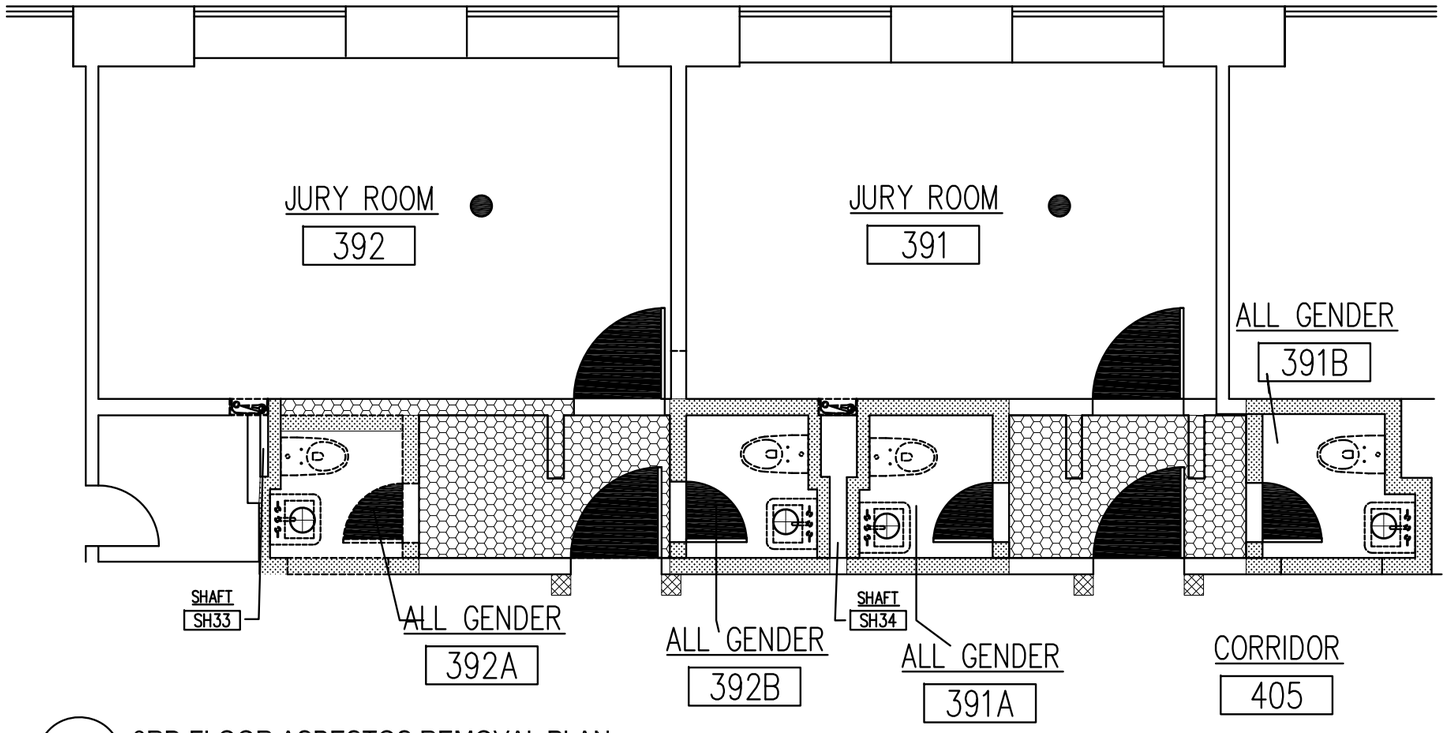

1
H115
3RD FLOOR ASBESTOS REMOVAL PLAN
SCALE: N.T.S.

KING'S COUNTY
SUPREME COURT
360 Adams Street
Brooklyn, NY 11201

PRECISION ENVIRONMENTAL INC.
36-15A 23rd Street
Long Island City, NY 11106
Tel: 718.383.2626, Fax: 718.383.7780
www.precision-enviro.com

No. Date Revision

SCALE:	NOT TO SCALE
DESIGNER:	MICHAEL PARPOUNAS
DRAWN BY:	CHRISTOPHER PLUMB
CHECKED BY:	CHRISTOPHER MIKIL
DATE:	22 MAR 2023

PROJECT: KING'S COUNTY SUPREME COURT BUILDING ACCESIBILITY RENOVATIONS
ADDRESS: 360 ADAMS STREET
BROOKLYN, NY 11201

DRAWING TITLE:
ASBESTOS REMOVAL PLAN

DRAWING No.:
H115

PRECISION PROJECT No.:
2352-23-0002

3RD FLOOR KEY PLAN

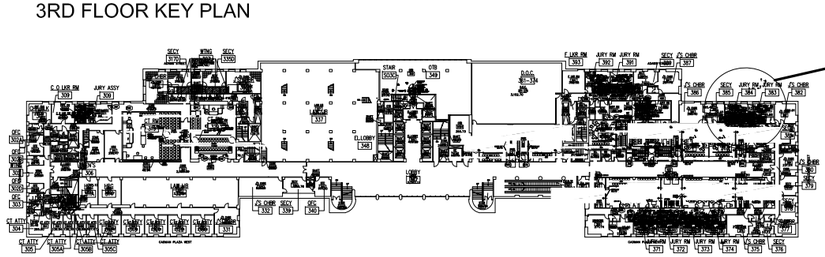

1
H116

GENERAL NOTES

1 - This 12"x12" VFT and associated mastic are non-ACM. However, ACM 9X9 VAT **may** exist underneath the VFT at this location. Contractor and APM shall verify the Presence/Absence of ACM 9X9 VAT under this 12"X12" VFT prior to commence work. If ACM 9X9 VAT are present, all layers of flooring materials adhering to the ACM 9X9 VAT shall be removed and disposed as ACM.

2 - All layers of flooring materials adhering to the ACM 9X9 VAT shall be removed and disposed as ACM

3 - All layers of flooring materials adhering to the ACM 12"X12" VAT and/or associated mastic shall be removed and disposed as ACM

4 - All demolition necessary to access this ACM to establish its presence and for removal it must be conducted within negative pressure enclosures by licensed asbestos handlers. Demolition debris may be disposed of as construction and demolition debris provided the Abatement Project Monitor determines that it is not contaminated with asbestos and there has been no disturbance of ACM within the enclosure. If the demolition debris is determined to be contaminated or ACM has been disturbed, it must be disposed of as RACM asbestos waste.

KEY	LOCATION	MATERIAL DESCRIPTION	MATERIAL CLASSIFICATION	ESTIMATED QUANTITY		NOTES
				LF	SF	
●	JURY ROOMS 383 & 384	Electrical wiring insulation	PACM	90		See General Note 4
⁘	ALL GENDER BATHROOMS 383A, 383B, 384A, 384B	Ceramic wall tile - mastic	ACM		140	
⊕	ALL GENDER BATHROOMS 383A, 383B, 384A, 384B	Mastic associated with bathroom mirrors	PACM		8	
◗	JURY ROOMS 383 & 384, ALL GENDER BATHROOMS 383A, 383B, 384A, 384B	Door core insulation	PACM		168	
▨	CORRIDOR OUTSIDE JURY ROOMS 383 & 384	12" x 12" VFT (HA 76) & associated mastic (HA 77)	PACM		8	See General Note 1
▨	JURY ROOMS 383 & 384	12" x 12" VAT (HA 84) & associated mastic (HA 85)	ACM		104	See General Note 3

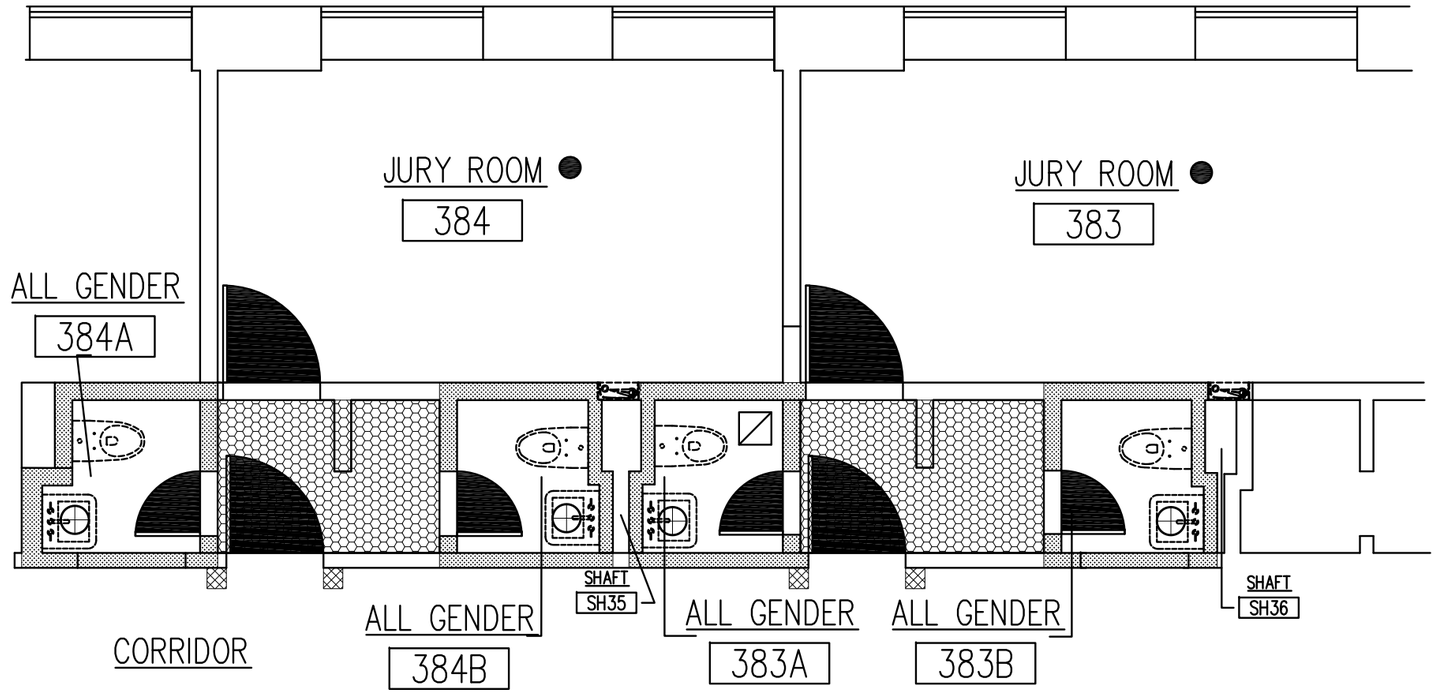

1
H116
3RD FLOOR ASBESTOS REMOVAL PLAN
SCALE: N.T.S.

KING'S COUNTY
SUPREME COURT
360 Adams Street
Brooklyn, NY 11201

PRECISION ENVIRONMENTAL INC.
36-15A 23rd Street
Long Island City, NY 11106
Tel: 718.383.2626, Fax: 718.383.7780
www.precision-enviro.com

No.	Date	Revision

SCALE:	NOT TO SCALE
DESIGNER:	MICHAEL PARPOUNAS
DRAWN BY:	CHRISTOPHER PLUMB
CHECKED BY:	CHRISTOPHER MIKIL
DATE:	22 MAR 2023

PROJECT: KING'S COUNTY SUPREME COURT BUILDING ACCESIBILITY RENOVATIONS
ADDRESS: 360 ADAMS STREET BROOKLYN, NY 11201
DRAWING TITLE: **ASBESTOS REMOVAL PLAN**

DRAWING No.: **H116**

PRECISION PROJECT No.: 2352-23-0002

3RD FLOOR KEY PLAN

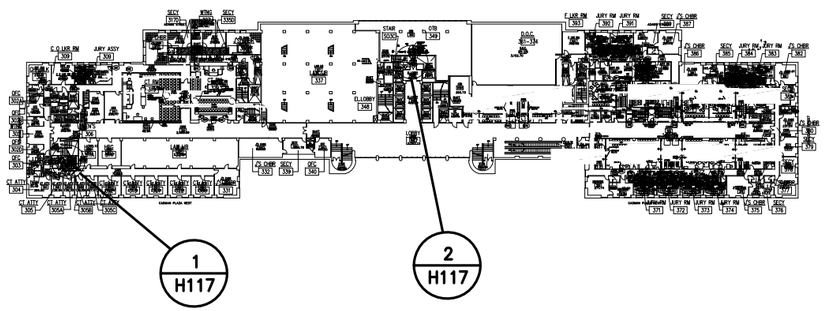

KEY	LOCATION	MATERIAL DESCRIPTION	MATERIAL CLASSIFICATION	ESTIMATED QUANTITY		NOTES
				LF	SF	
	ALL GENDER BATHROOM 306	Electrical wiring Insulation	ACM	45		See General Note 4
	ALL GENDER BATHROOM 306	Ceramic wall tile - mastic	ACM		180	
	ALL GENDER BATHROOM 306	Mastic associated with bathroom mirrors	PACM		4	
	ALL GENDER BATHROOM 306	Corrugated pipe insulation and associated joint packing	ACM	18		See General Note 4
	PIPE CHASE 306A, SHAFT SH24	Pipe joint associated with fiberglass pipe insulation	ACM	3		See General Note 4
	ALL GENDER BATHROOM 306	Door core insulation	PACM		21	
	ALL GENDER BATHROOM 306	12" x 12" VFT (HA 66) & associated mastic (HA 67)	PACM Contaminated		4	See General Note 1
	LIBRARY 349	12" x 12" VFT (HA 72) & associated mastic (HA 73)	PACM Contaminated		20	See General Note 1
	ALL GENDER BATHROOM 306	Backing associated with concrete door saddle	PACM		1	

GENERAL NOTES

1 - This 12"x12" VFT and associated mastic are non-ACM. However, ACM 9X9 VAT **may** exist underneath the VFT at this location. Contractor and APM shall verify the Presence/Absence of ACM 9X9 VAT under this 12"X12" VFT prior to commence work. If ACM 9X9 VAT are present, all layers of flooring materials adhering to the ACM 9X9 VAT shall be removed and disposed as ACM.

2 - All layers of flooring materials adhering to the ACM 9X9 VAT shall be removed and disposed as ACM

3 - All layers of flooring materials adhering to the ACM 12"X12" VAT and/or associated mastic shall be removed and disposed as ACM

4 - All demolition necessary to access this ACM to establish its presence and for removal it must be conducted within negative pressure enclosures by licensed asbestos handlers. Demolition debris may be disposed of as construction and demolition debris provided the Abatement Project Monitor determines that it is not contaminated with asbestos and there has been no disturbance of ACM within the enclosure. If the demolition debris is determined to be contaminated or ACM has been disturbed, it must be disposed of as RACM asbestos waste.

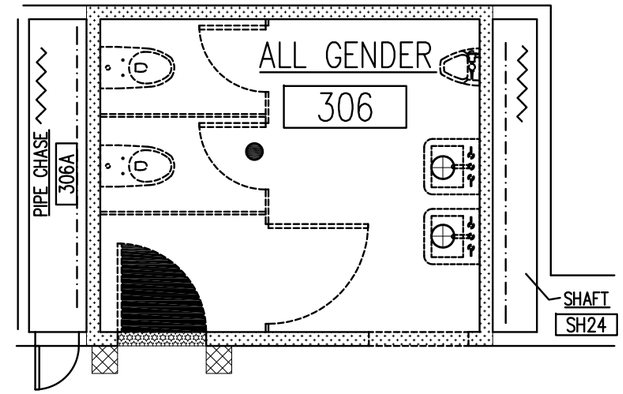

1 / H117 3RD FLOOR ASBESTOS REMOVAL PLAN
SCALE: N.T.S.

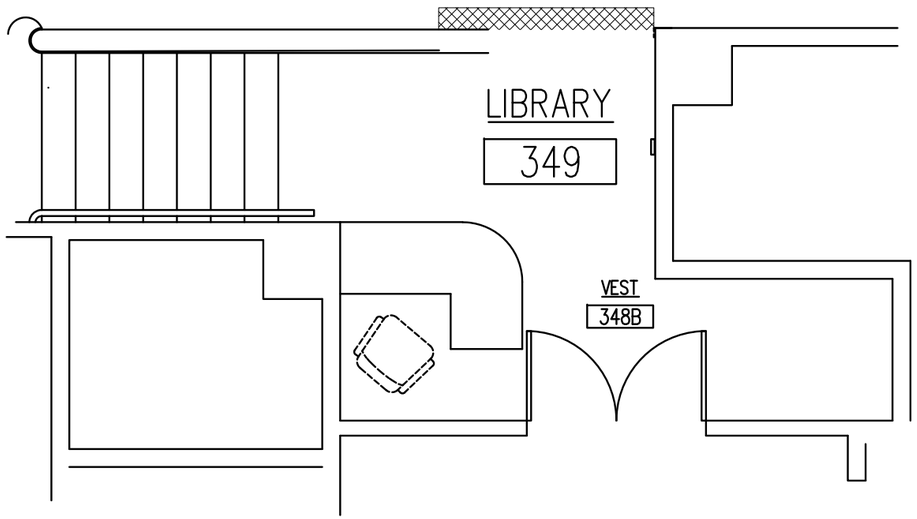

2 / H117 3RD FLOOR ASBESTOS REMOVAL PLAN
SCALE: N.T.S.

KING'S COUNTY SUPREME COURT
360 Adams Street
Brooklyn, NY 11201

PRECISION ENVIRONMENTAL INC.
36-15A 23rd Street
Long Island City, NY 11106
Tel: 718.383.2626, Fax: 718.383.7780
www.precision-enviro.com

No.	Date	Revision

SCALE:	NOT TO SCALE
DESIGNER:	MICHAEL PARPOUNAS
DRAWN BY:	CHRISTOPHER PLUMB
CHECKED BY:	CHRISTOPHER MIKIL
DATE:	22 MAR 2023

PROJECT: KING'S COUNTY SUPREME COURT BUILDING ACCESIBILITY RENOVATIONS
ADDRESS: 360 ADAMS STREET BROOKLYN, NY 11201
DRAWING TITLE: **ASBESTOS REMOVAL PLAN**

DRAWING No.: **H117**

PRECISION PROJECT No.: 2352-23-0002

3RD FLOOR KEY PLAN

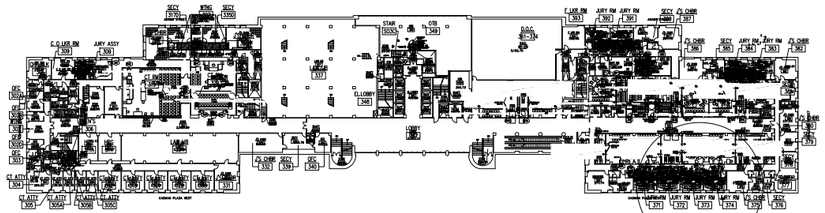

1
H118

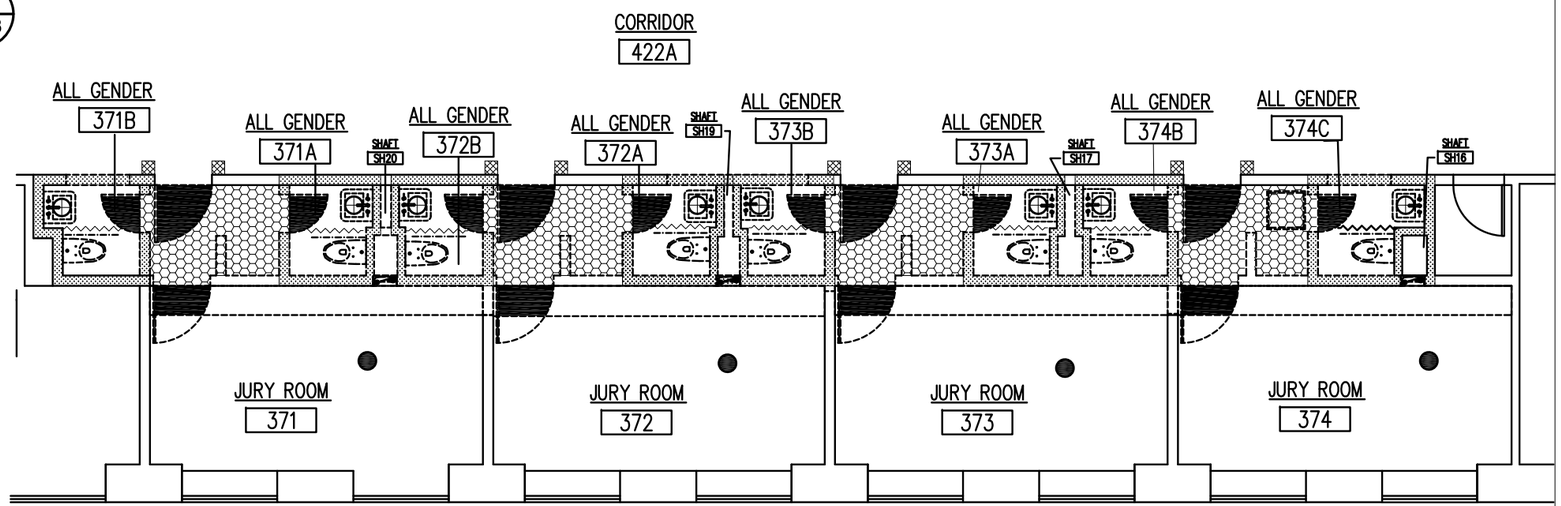

1
H118
3RD FLOOR ASBESTOS REMOVAL PLAN
SCALE: N.T.S.

KEY	LOCATION	MATERIAL DESCRIPTION	MATERIAL CLASSIFICATION	ESTIMATED QUANTITY LF	ESTIMATED QUANTITY SF	NOTES
	JURY ROOMS 371, 372, 373, 374, ALL GENDER BATHROOMS 371A, 371B, 372A, 372B, 373A, 373B, 374B, 374C	Electrical wiring insulation	ACM	360		See General Note 4
	ALL GENDER BATHROOMS 371A, 371B, 372A, 372B, 373A, 373B, 374B, 374C	Ceramic wall tile - mastic	ACM		800	
	ALL GENDER BATHROOMS 371A, 371B, 372A, 372B, 373A, 373B, 374B, 374C	Mastic associated with bathroom mirrors	PACM		16	
	ALL GENDER BATHROOMS 371A, 371B, 372A, 372B, 373A, 373B, 374B, 374C	Corrugated pipe insulation and associated joint packing	ACM	144		See General Note 4
		Pipe joint associated with fiberglass pipe insulation	ACM	24		See General Note 4
	3RD FLOOR, SELECTIVE REMOVAL PLANS THROUGHOUT	Door core insulation	PACM		336	
	CORRIDOR OUTSIDE JURY ROOMS 371, 372, 373, 374	12" x 12" VFT (HA 76 & associated mastic (HA 77)	PACM		16	See General Note 1
	JURY ROOMS 371, 372, 373, 374	12" x 12" VAT (HA 84 & associated mastic (HA 85)	ACM		184	See General Note 3

GENERAL NOTES

1 - This 12"x12" VFT and associated mastic are non-ACM. However, ACM 9X9 VAT **may** exist underneath the VFT at this location. Contractor and APM shall verify the Presence/Absence of ACM 9X9 VAT under this 12"X12" VFT prior to commence work. If ACM 9X9 VAT are present, all layers of flooring materials adhering to the ACM 9X9 VAT shall be removed and disposed as ACM.

2 - All layers of flooring materials adhering to the ACM 9X9 VAT shall be removed and disposed as ACM

3 - All layers of flooring materials adhering to the ACM 12"X12" VAT and/or associated mastic shall be removed and disposed as ACM

4 - All demolition necessary to access this ACM to establish its presence and for removal it must be conducted within negative pressure enclosures by licensed asbestos handlers. Demolition debris may be disposed of as construction and demolition debris provided the Abatement Project Monitor determines that it is not contaminated with asbestos and there has been no disturbance of ACM within the enclosure. If the demolition debris is determined to be contaminated or ACM has been disturbed, it must be disposed of as RACM asbestos waste.

KING'S COUNTY
SUPREME COURT
360 Adams Street
Brooklyn, NY 11201

PRECISION ENVIRONMENTAL INC.
36-15A 23rd Street
Long Island City, NY 11106
Tel: 718.383.2626, Fax: 718.383.7780
www.precision-enviro.com

No. Date Revision

SCALE:	NOT TO SCALE
DESIGNER:	MICHAEL PARPOUNAS
DRAWN BY:	CHRISTOPHER PLUMB
CHECKED BY:	CHRISTOPHER MIKIL
DATE:	22 MAR 2023

PROJECT: KING'S COUNTY SUPREME COURT BUILDING ACCESIBILITY RENOVATIONS
ADDRESS: 360 ADAMS STREET BROOKLYN, NY 11201
DRAWING TITLE: ASBESTOS REMOVAL PLAN

DRAWING No.: H118

PRECISION PROJECT No.: 2352-23-0002

3RD FLOOR KEY PLAN

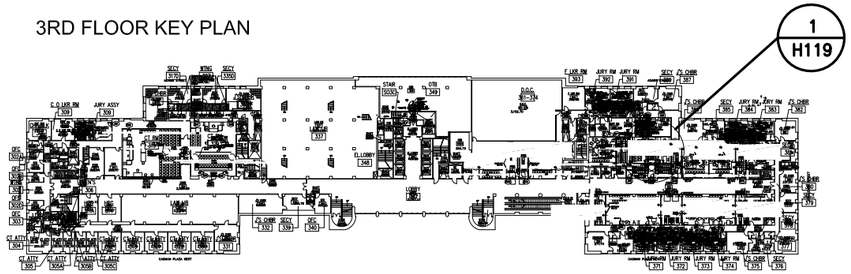

KEY	LOCATION	MATERIAL DESCRIPTION	MATERIAL CLASSIFICATION	ESTIMATED QUANTITY LF	ESTIMATED QUANTITY SF	NOTES
	MEN'S BATHROOM 388B, WOMEN'S BATHROOM 388C	Ceramic wall tile - mastic	ACM		200	
	MEN'S BATHROOM 388B, WOMEN'S BATHROOM 388C	Mastic associated with bathroom mirrors	PACM		4	
	MEN'S BATHROOM 388B, WOMEN'S BATHROOM 388C	Corrugated pipe insulation and associated joint packing	ACM	36		See General Note 4
		Pipe joint associated with fiberglass pipe insulation	ACM	6		See General Note 4
	3RD FLOOR, SELECTIVE REMOVAL PLANS THROUGHOUT	Door core insulation	PACM		105	
	CORRIDOR OUTSIDE ROOM 388A	12" x 12" VFT (HA 76 & associated mastic (HA 77)	PACM		4	See General Note 1
	JURY ROOM 388	12" x 12" VFT (HA 82 & associated mastic (HA 83)	PACM		18	See General Note 1
	CORRIDOR 388A	12" x 12" VAT (HA 84 & associated mastic (HA 85)	ACM		120	See General Note 3

GENERAL NOTES

1 - This 12"x12" VFT and associated mastic are non-ACM. However, ACM 9X9 VAT **may** exist underneath the VFT at this location. Contractor and APM shall verify the Presence/Absence of ACM 9X9 VAT under this 12"X12" VFT prior to commence work. If ACM 9X9 VAT are present, all layers of flooring materials adhering to the ACM 9X9 VAT shall be removed and disposed as ACM.

2 - All layers of flooring materials adhering to the ACM 9X9 VAT shall be removed and disposed as ACM

3 - All layers of flooring materials adhering to the ACM 12"X12" VAT and/or associated mastic shall be removed and disposed as ACM

4 - All demolition necessary to access this ACM to establish its presence and for removal it must be conducted within negative pressure enclosures by licensed asbestos handlers. Demolition debris may be disposed of as construction and demolition debris provided the Abatement Project Monitor determines that it is not contaminated with asbestos and there has been no disturbance of ACM within the enclosure. If the demolition debris is determined to be contaminated or ACM has been disturbed, it must be disposed of as RACM asbestos waste.

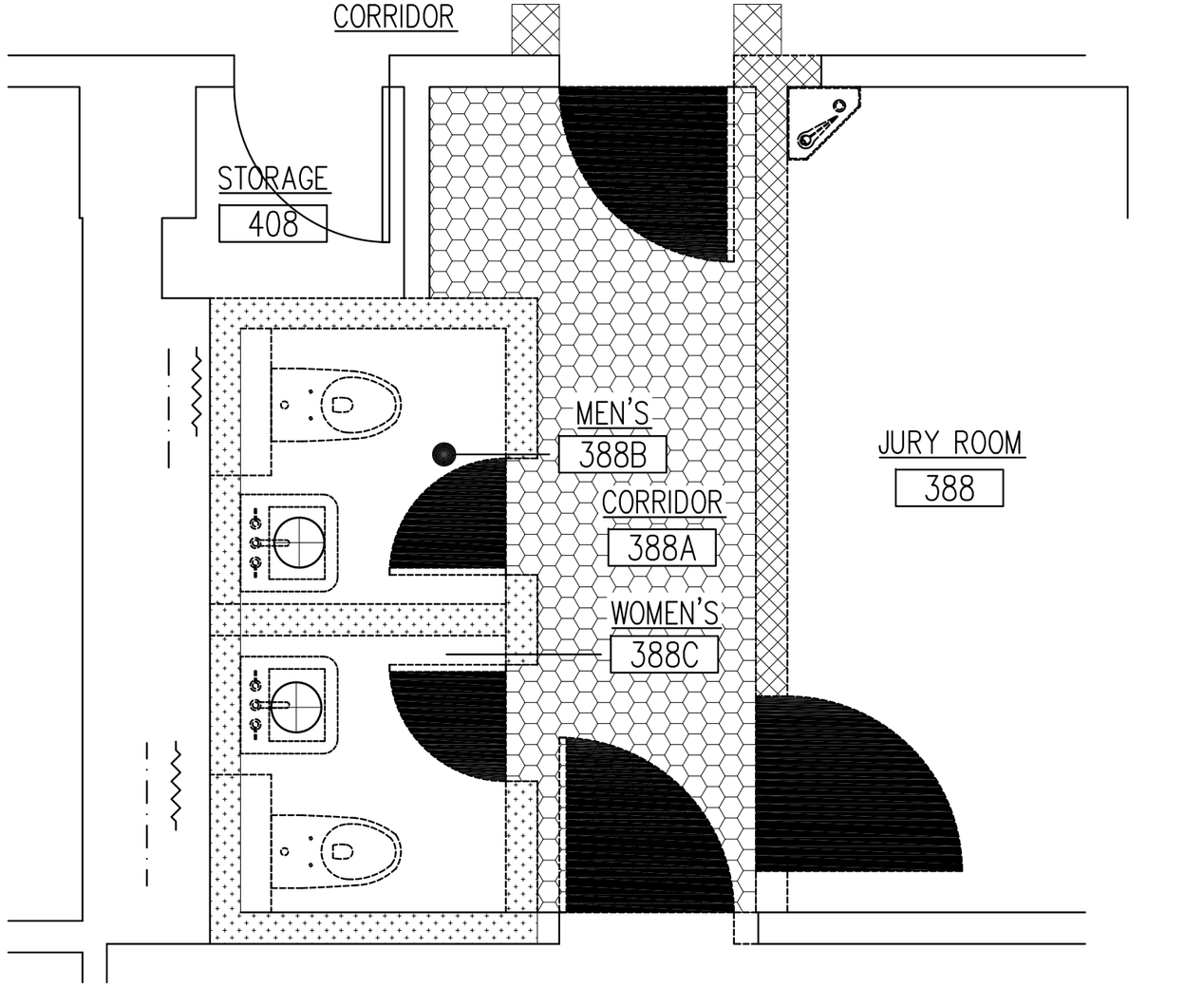

1 / H119 3RD FLOOR ASBESTOS REMOVAL PLAN
SCALE: N.T.S.

KING'S COUNTY SUPREME COURT
360 Adams Street
Brooklyn, NY 11201

PRECISION ENVIRONMENTAL INC.
36-15A 23rd Street
Long Island City, NY 11106
Tel: 718.383.2626, Fax: 718.383.7780
www.precision-enviro.com

No. Date Revision

SCALE:	NOT TO SCALE
DESIGNER:	MICHAEL PARPOUNAS
DRAWN BY:	CHRISTOPHER PLUMB
CHECKED BY:	CHRISTOPHER MIKIL
DATE:	22 MAR 2023

PROJECT: KING'S COUNTY SUPREME COURT BUILDING ACCESIBILITY RENOVATIONS
ADDRESS: 360 ADAMS STREET BROOKLYN, NY 11201

DRAWING TITLE: ASBESTOS REMOVAL PLAN

DRAWING No.: H119

PRECISION PROJECT No.: 2352-23-0002

3RD FLOOR KEY PLAN

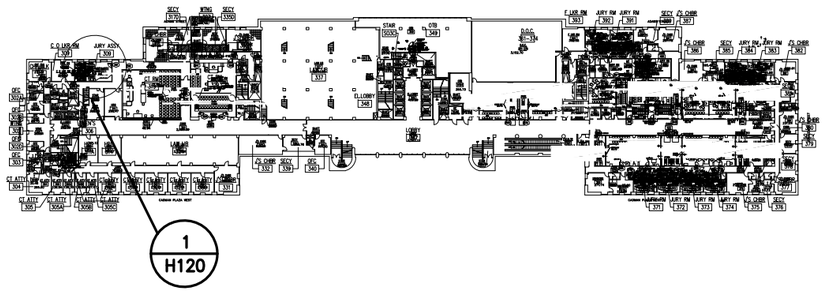

GENERAL NOTES

1 - This 12"x12" VFT and associated mastic are non-ACM. However, ACM 9X9 VAT **may** exist underneath the VFT at this location. Contractor and APM shall verify the Presence/Absence of ACM 9X9 VAT under this 12"X12" VFT prior to commence work. If ACM 9X9 VAT are present, all layers of flooring materials adhering to the ACM 9X9 VAT shall be removed and disposed as ACM.

2 - All layers of flooring materials adhering to the ACM 9X9 VAT shall be removed and disposed as ACM

3 - All layers of flooring materials adhering to the ACM 12"X12" VAT and/or associated mastic shall be removed and disposed as ACM

4 - All demolition necessary to access this ACM to establish its presence and for removal it must be conducted within negative pressure enclosures by licensed asbestos handlers. Demolition debris may be disposed of as construction and demolition debris provided the Abatement Project Monitor determines that it is not contaminated with asbestos and there has been no disturbance of ACM within the enclosure. If the demolition debris is determined to be contaminated or ACM has been disturbed, it must be disposed of as RACM asbestos waste.

KEY	LOCATION	MATERIAL DESCRIPTION	MATERIAL CLASSIFICATION	ESTIMATED QUANTITY		NOTES
				LF	SF	
	WOMEN'S BATHROOM 309B, MEN'S BATHROOM 309C	Ceramic wall tile - mastic	ACM		200	
	3RD FLOOR, SELECTIVE REMOVAL PLANS THROUGHOUT	Door core insulation	PACM		42	
	JURY ROOM 309, VESTIBULE 309A	12" x 12" VFT (HA 66 & associated mastic (HA 67)	PACM		80	See General Note 1
	WOMEN'S BATHROOM 309B, MEN'S BATHROOM 309C	Mastic associated with bathroom mirrors	PACM		4	
	WOMEN'S BATHROOM 309B, MEN'S BATHROOM 309C	Corrugated pipe Insulation and associated joint packing	ACM	36		See General Note 4
		Pipe joint associated with fiberglass pipe insulation	ACM	6		See General Note 4
	WOMEN'S BATHROOM 309B, MEN'S BATHROOM 309C	Backing associated with concrete door saddle	PACM		2	

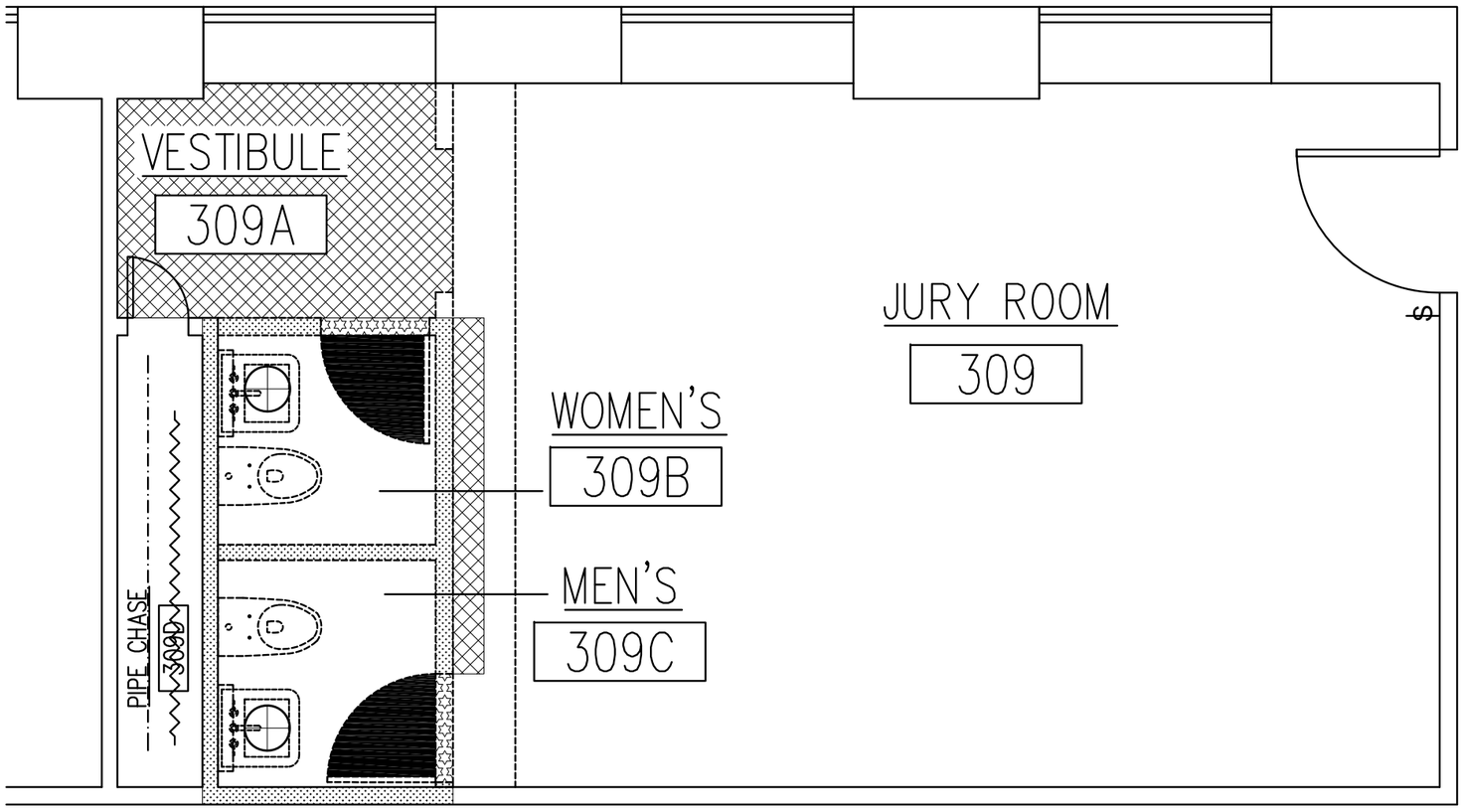

1 / H120 3RD FLOOR ASBESTOS REMOVAL PLAN
SCALE: N.T.S.

KING'S COUNTY SUPREME COURT
360 Adams Street
Brooklyn, NY 11201

PRECISION ENVIRONMENTAL INC.
36-15A 23rd Street
Long Island City, NY 11106
Tel: 718.383.2626, Fax: 718.383.7780
www.precision-enviro.com

No. Date Revision

SCALE:	NOT TO SCALE
DESIGNER:	MICHAEL PARPOUNAS
DRAWN BY:	CHRISTOPHER PLUMB
CHECKED BY:	CHRISTOPHER MIKIL
DATE:	22 MAR 2023

PROJECT: KING'S COUNTY SUPREME COURT BUILDING ACCESIBILITY RENOVATIONS
ADDRESS: 360 ADAMS STREET BROOKLYN, NY 11201

DRAWING TITLE: **ASBESTOS REMOVAL PLAN**

DRAWING No.: **H120**

PRECISION PROJECT No.: 2352-23-0002

3RD FLOOR KEY PLAN

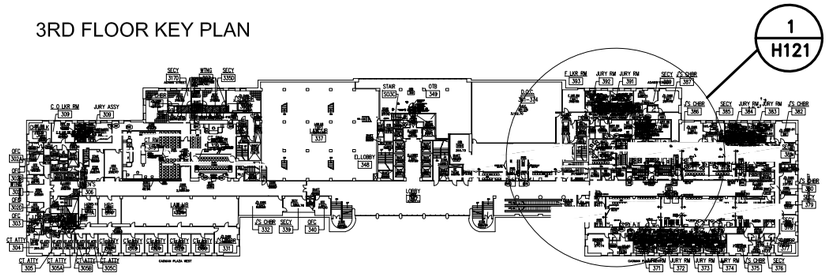

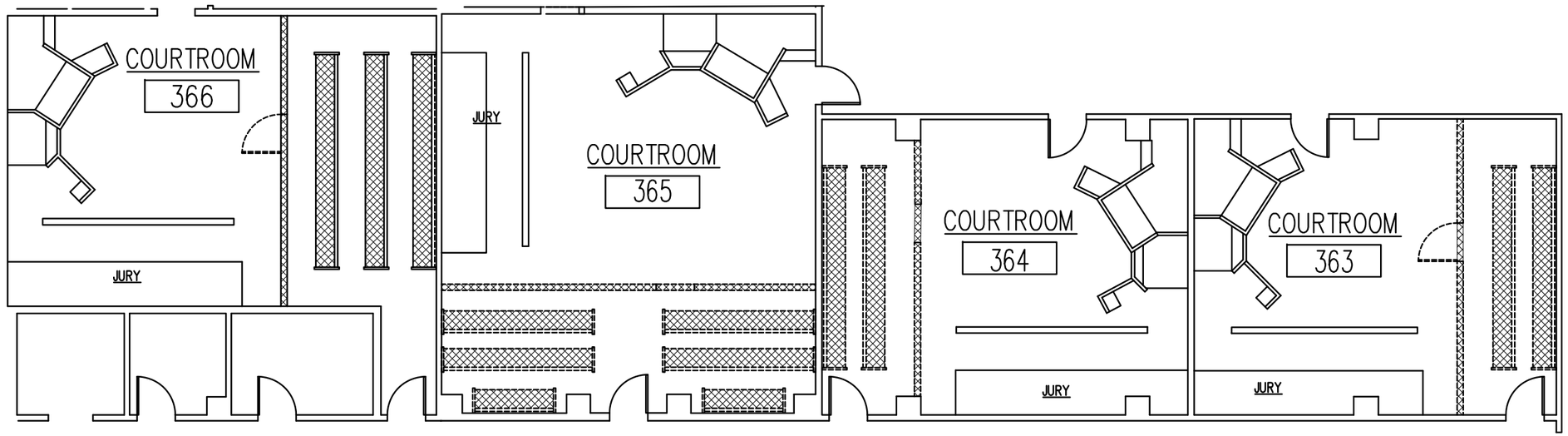

1 / H121 3RD FLOOR ASBESTOS REMOVAL PLAN
SCALE: N.T.S.

GENERAL NOTES

1 - This 12"x12" VFT and associated mastic are non-ACM. However, ACM 9X9 VAT **may** exist underneath the VFT at this location. Contractor and APM shall verify the Presence/Absence of ACM 9X9 VAT under this 12"X12" VFT prior to commence work. If ACM 9X9 VAT are present, all layers of flooring materials adhering to the ACM 9X9 VAT shall be removed and disposed as ACM.

2 - All layers of flooring materials adhering to the ACM 9X9 VAT shall be removed and disposed as ACM

3 - All layers of flooring materials adhering to the ACM 12"X12" VAT and/or associated mastic shall be removed and disposed as ACM

4 - All demolition necessary to access this ACM to establish its presence and for removal it must be conducted within negative pressure enclosures by licensed asbestos handlers. Demolition debris may be disposed of as construction and demolition debris provided the Abatement Project Monitor determines that it is not contaminated with asbestos and there has been no disturbance of ACM within the enclosure. If the demolition debris is determined to be contaminated or ACM has been disturbed, it must be disposed of as RACM asbestos waste.

KEY	LOCATION	MATERIAL DESCRIPTION	MATERIAL CLASSIFICATION	ESTIMATED QUANTITY		NOTES
				LF	SF	
	COURTROOM 363	12" x 12" VFT (HA 82 & associated mastic (HA 83)	PACM Contaminated		10	See General Note 1
▨	COURTROOM 365	9" X 9" VAT (HA 101) & associated mastic (HA 102) underneath 12" x 12" VFT (HA 82 & associated mastic (HA 83)	ACM		10	See General Note 2
	COURTROOMS 364, 366	12" x 12" VFT (HA 72 & associated mastic (HA 73)	PACM Contaminated		12	See General Note 1

KING'S COUNTY
SUPREME COURT
360 Adams Street
Brooklyn, NY 11201

PRECISION ENVIRONMENTAL INC.
36-15A 23rd Street
Long Island City, NY 11106
Tel: 718.383.2626, Fax: 718.383.7780
www.precision-enviro.com

No. Date Revision

SCALE: NOT TO SCALE
DESIGNER: MICHAEL PARPOUNAS
DRAWN BY: CHRISTOPHER PLUMB
CHECKED BY: CHRISTOPHER MIKIL
DATE: 22 MAR 2023

PROJECT: KING'S COUNTY SUPREME COURT BUILDING ACCESIBILITY RENOVATIONS
ADDRESS: 360 ADAMS STREET BROOKLYN, NY 11201

DRAWING TITLE: ASBESTOS REMOVAL PLAN

DRAWING No.: H121

PRECISION PROJECT No.: 2352-23-0002

3RD FLOOR KEY PLAN

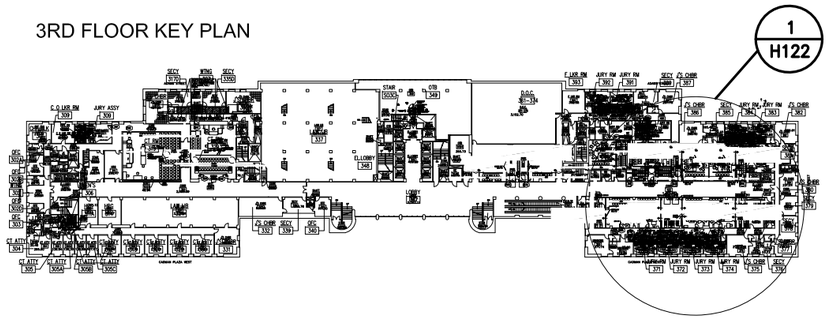

1
H122

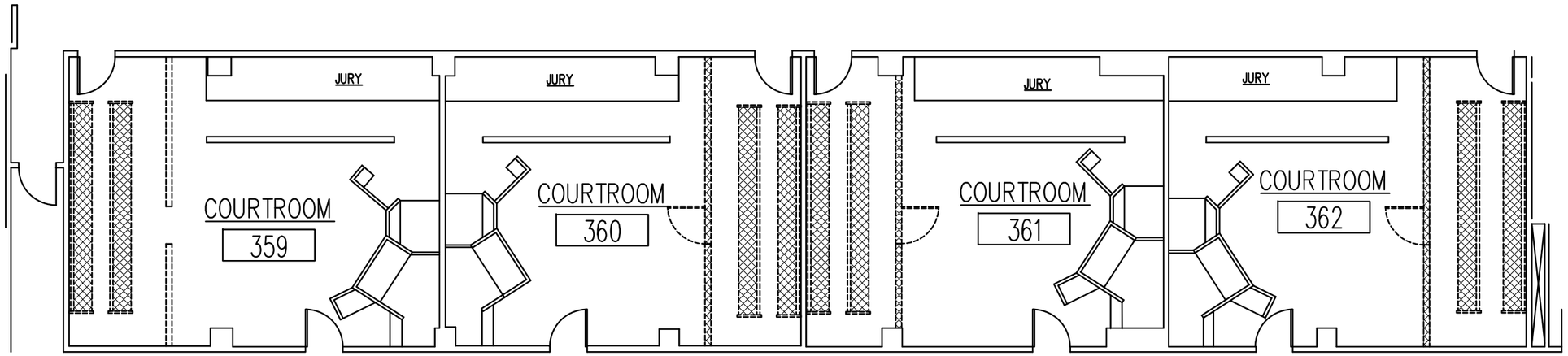

1
H122
3RD FLOOR ASBESTOS REMOVAL PLAN
SCALE: N.T.S.

GENERAL NOTES

1 - This 12"x12" VFT and associated mastic are non-ACM. However, ACM 9X9 VAT **may** exist underneath the VFT at this location. Contractor and APM shall verify the Presence/Absence of ACM 9X9 VAT under this 12"X12" VFT prior to commence work. If ACM 9X9 VAT are present, all layers of flooring materials adhering to the ACM 9X9 VAT shall be removed and disposed as ACM.

2 - All layers of flooring materials adhering to the ACM 9X9 VAT shall be removed and disposed as ACM

3 - All layers of flooring materials adhering to the ACM 12"X12" VAT and/or associated mastic shall be removed and disposed as ACM

4 - All demolition necessary to access this ACM to establish its presence and for removal it must be conducted within negative pressure enclosures by licensed asbestos handlers. Demolition debris may be disposed of as construction and demolition debris provided the Abatement Project Monitor determines that it is not contaminated with asbestos and there has been no disturbance of ACM within the enclosure. If the demolition debris is determined to be contaminated or ACM has been disturbed, it must be disposed of as RACM asbestos waste.

KEY	LOCATION	MATERIAL DESCRIPTION	MATERIAL CLASSIFICATION	ESTIMATED QUANTITY		NOTES
				LF	SF	
▨	COURTROOMS 359, 361	12" x 12" VFT (HA 82 & associated mastic (HA 83)	PACM Contaminated		12	See General Note 1
	COURTROOMS 360, 362	12" x 12" VFT (HA 72 & associated mastic (HA 73)	PACM Contaminated		12	See General Note 1

KING'S COUNTY
SUPREME COURT
360 Adams Street
Brooklyn, NY 11201

PRECISION ENVIRONMENTAL INC.
36-15A 23rd Street
Long Island City, NY 11106
Tel: 718.383.2626, Fax: 718.383.7780
www.precision-enviro.com

No. Date Revision

SCALE:	NOT TO SCALE
DESIGNER:	MICHAEL PARPOUNAS
DRAWN BY:	CHRISTOPHER PLUMB
CHECKED BY:	CHRISTOPHER MIKIL
DATE:	22 MAR 2023

PROJECT: KING'S COUNTY SUPREME COURT BUILDING ACCESIBILITY RENOVATIONS
ADDRESS: 360 ADAMS STREET BROOKLYN, NY 11201

DRAWING TITLE: **ASBESTOS REMOVAL PLAN**

DRAWING No.: **H122**

PRECISION PROJECT No.: 2352-23-0002

3RD FLOOR KEY PLAN

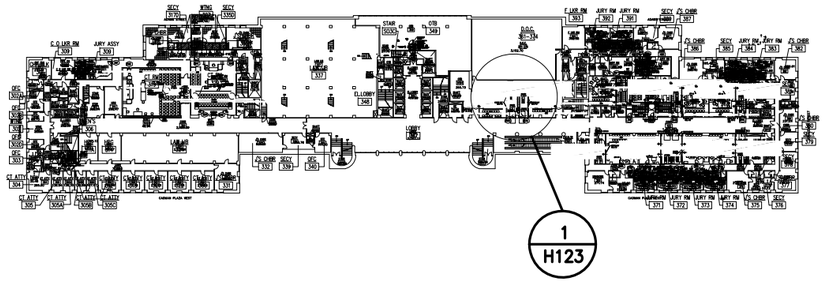

GENERAL NOTES

1 - This 12"x12" VFT and associated mastic are non-ACM. However, ACM 9X9 VAT **may** exist underneath the VFT at this location. Contractor and APM shall verify the Presence/Absence of ACM 9X9 VAT under this 12"X12" VFT prior to commence work. If ACM 9X9 VAT are present, all layers of flooring materials adhering to the ACM 9X9 VAT shall be removed and disposed as ACM.

2 - All layers of flooring materials adhering to the ACM 9X9 VAT shall be removed and disposed as ACM

3 - All layers of flooring materials adhering to the ACM 12"X12" VAT and/or associated mastic shall be removed and disposed as ACM

4 - All demolition necessary to access this ACM to establish its presence and for removal it must be conducted within negative pressure enclosures by licensed asbestos handlers. Demolition debris may be disposed of as construction and demolition debris provided the Abatement Project Monitor determines that it is not contaminated with asbestos and there has been no disturbance of ACM within the enclosure. If the demolition debris is determined to be contaminated or ACM has been disturbed, it must be disposed of as RACM asbestos waste.

KEY	LOCATION	MATERIAL DESCRIPTION	MATERIAL CLASSIFICATION	ESTIMATED QUANTITY		NOTES
				LF	SF	
▨	COURTROOM 356	12" x 12" VFT (HA 72 & associated mastic (HA 73)	PACM Contaminated		6	See General Note 1
	COURTROOM 357	12" x 12" VFT (HA 82 & associated mastic (HA 83)	PACM Contaminated		6	See General Note 1

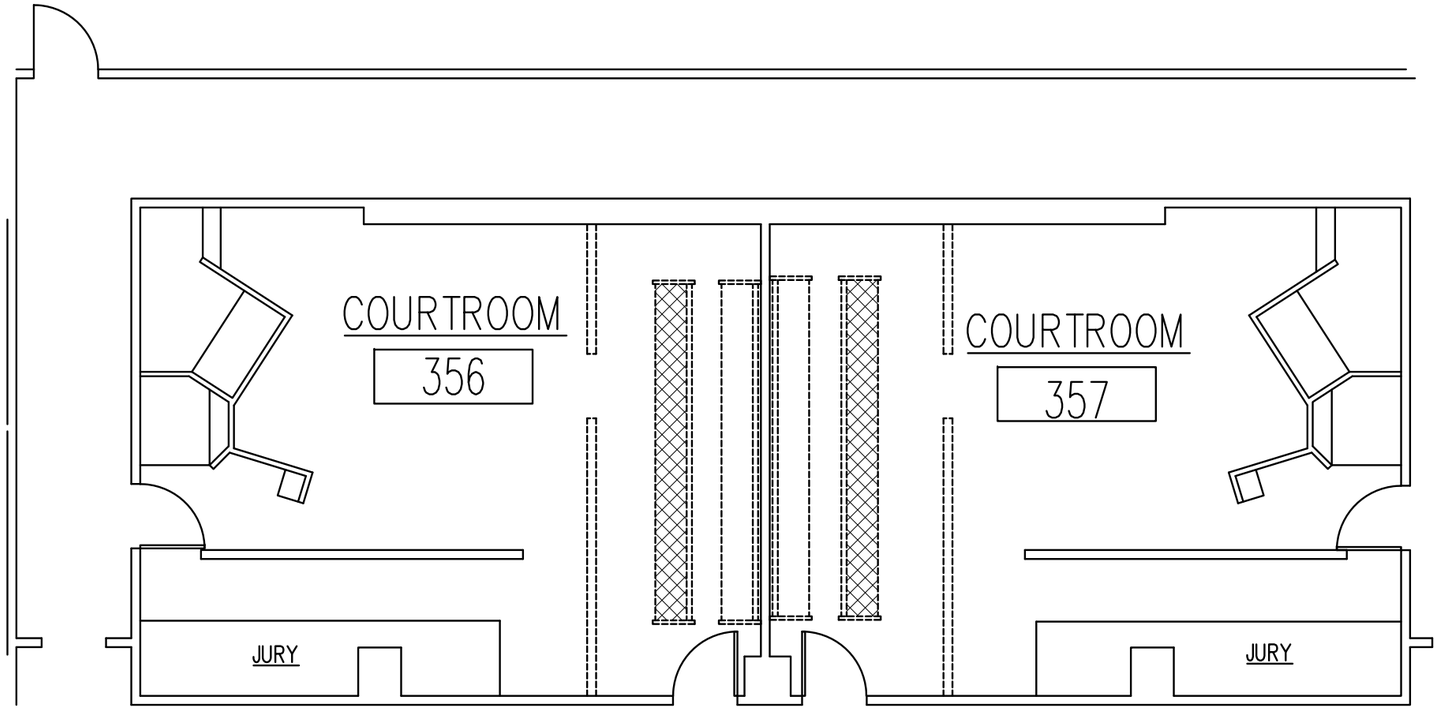

1 / H123 3RD FLOOR ASBESTOS REMOVAL PLAN
SCALE: N.T.S.

KING'S COUNTY SUPREME COURT
360 Adams Street
Brooklyn, NY 11201

PRECISION ENVIRONMENTAL INC.
36-15A 23rd Street
Long Island City, NY 11106
Tel: 718.383.2626, Fax: 718.383.7780
www.precision-enviro.com

No. Date Revision

SCALE: NOT TO SCALE
DESIGNER: MICHAEL PARPOUNAS
DRAWN BY: CHRISTOPHER PLUMB
CHECKED BY: CHRISTOPHER MIKIL
DATE: 22 MAR 2023

PROJECT: KING'S COUNTY SUPREME COURT BUILDING ACCESIBILITY RENOVATIONS
360 ADAMS STREET
ADDRESS: BROOKLYN, NY 11201
DRAWING TITLE: **ASBESTOS REMOVAL PLAN**

DRAWING No.: **H123**
PRECISION PROJECT No.: 2352-23-0002

3RD FLOOR KEY PLAN

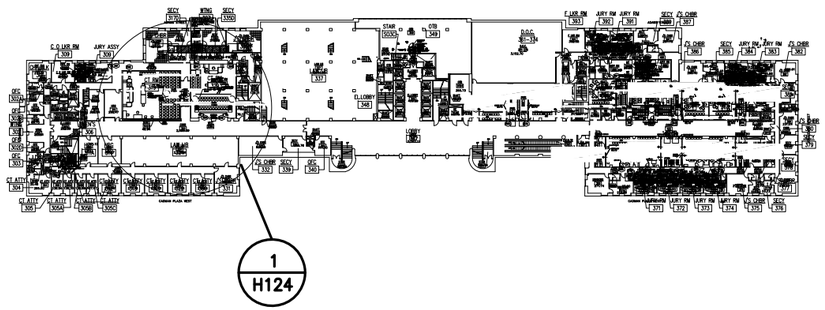

GENERAL NOTES

1 - This 12"x12" VFT and associated mastic are non-ACM. However, ACM 9X9 VAT **may** exist underneath the VFT at this location. Contractor and APM shall verify the Presence/Absence of ACM 9X9 VAT under this 12"X12" VFT prior to commence work. If ACM 9X9 VAT are present, all layers of flooring materials adhering to the ACM 9X9 VAT shall be removed and disposed as ACM.

2 - All layers of flooring materials adhering to the ACM 9X9 VAT shall be removed and disposed as ACM

3 - All layers of flooring materials adhering to the ACM 12"X12" VAT and/or associated mastic shall be removed and disposed as ACM

4 - All demolition necessary to access this ACM to establish its presence and for removal it must be conducted within negative pressure enclosures by licensed asbestos handlers. Demolition debris may be disposed of as construction and demolition debris provided the Abatement Project Monitor determines that it is not contaminated with asbestos and there has been no disturbance of ACM within the enclosure. If the demolition debris is determined to be contaminated or ACM has been disturbed, it must be disposed of as RACM asbestos waste.

KEY	LOCATION	MATERIAL DESCRIPTION	MATERIAL CLASSIFICATION	ESTIMATED QUANTITY		NOTES
				LF	SF	
	3RD FLOOR, SELECTIVE REMOVAL PLANS THROUGHOUT	Door core insulation	PACM		42	
	COURTROOM 319	9" X 9" VAT (HA 101) & associated mastic (HA 102) underneath 12" x 12" VFT (HA 86 & associated mastic (HA 87)	ACM		4	See General Note 2
		9" X 9" VAT (HA 101) & associated mastic (HA 102) underneath 12" x 12" VFT (HA 74 & associated mastic (HA 75)	ACM		4	See General Note 2
— · —	CORRIDOR OUTSIDE COURTROOM 329	Corrugated pipe insulation and associated joint packing	ACM	18		See General Note 4
	CORRIDOR OUTSIDE COURTROOM 329	Pipe joint associated with fiberglass pipe insulation	ACM	3		See General Note 4

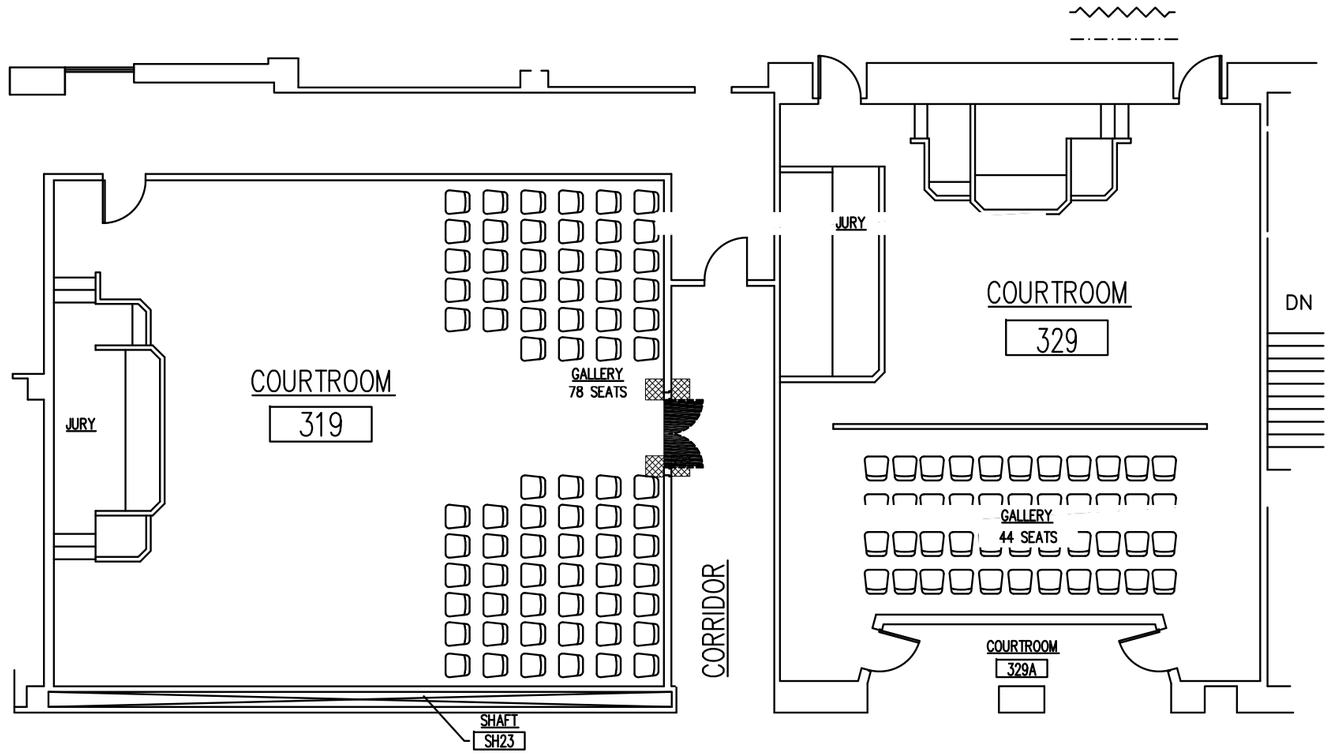

1 / H124 3RD FLOOR ASBESTOS REMOVAL PLAN
SCALE: N.T.S.

KING'S COUNTY SUPREME COURT
360 Adams Street
Brooklyn, NY 11201

PRECISION ENVIRONMENTAL INC.
36-15A 23rd Street
Long Island City, NY 11106
Tel: 718.383.2626, Fax: 718.383.7780
www.precision-enviro.com

No. Date Revision

SCALE:	NOT TO SCALE
DESIGNER:	MICHAEL PARPOUNAS
DRAWN BY:	CHRISTOPHER PLUMB
CHECKED BY:	CHRISTOPHER MIKIL
DATE:	22 MAR 2023

PROJECT: KING'S COUNTY SUPREME COURT BUILDING ACCESIBILITY RENOVATIONS
ADDRESS: 360 ADAMS STREET BROOKLYN, NY 11201

DRAWING TITLE: **ASBESTOS REMOVAL PLAN**

DRAWING No.: **H124**

PRECISION PROJECT No.: 2352-23-0002

4TH FLOOR KEY PLAN

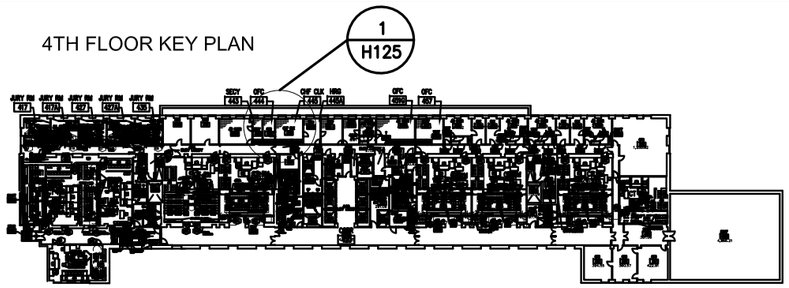

1
H125

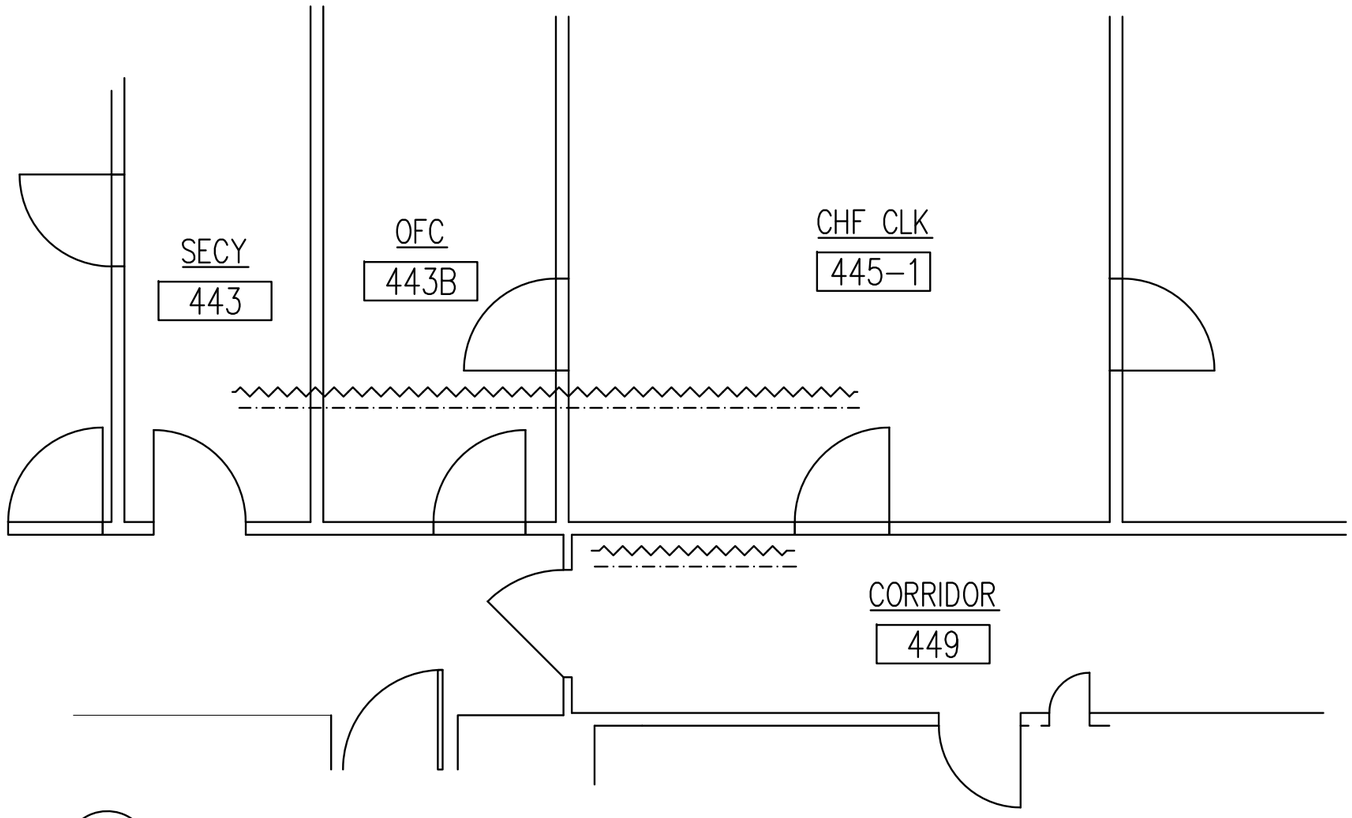

1
H125
4TH FLOOR ASBESTOS REMOVAL PLAN
SCALE: N.T.S.

GENERAL NOTES

1 - This 12"x12" VFT and associated mastic are non-ACM. However, ACM 9X9 VAT **may** exist underneath the VFT at this location. Contractor and APM shall verify the Presence/Absence of ACM 9X9 VAT under this 12"X12" VFT prior to commence work. If ACM 9X9 VAT are present, all layers of flooring materials adhering to the ACM 9X9 VAT shall be removed and disposed as ACM.

2 - All layers of flooring materials adhering to the ACM 9X9 VAT shall be removed and disposed as ACM

3 - All layers of flooring materials adhering to the ACM 12"X12" VAT and/or associated mastic shall be removed and disposed as ACM

4 - All demolition necessary to access this ACM to establish its presence and for removal it must be conducted within negative pressure enclosures by licensed asbestos handlers. Demolition debris may be disposed of as construction and demolition debris provided the Abatement Project Monitor determines that it is not contaminated with asbestos and there has been no disturbance of ACM within the enclosure. If the demolition debris is determined to be contaminated or ACM has been disturbed, it must be disposed of as RACM asbestos waste.

KEY	LOCATION	MATERIAL DESCRIPTION	MATERIAL CLASSIFICATION	ESTIMATED QUANTITY		NOTES
				LF	SF	
—— · ——	CORRIDOR 449, ROOM 443, ROOM 443B, ROOM 445-1	Corrugated pipe insulation and associated joint packing	ACM	18		See General Note 4
~~	CORRIDOR 449, ROOM 443, ROOM 443B, ROOM 445-1	Pipe joint associated with fiberglass pipe insulation	ACM	3		See General Note 4

KING'S COUNTY
SUPREME COURT
360 Adams Street
Brooklyn, NY 11201

PRECISION ENVIRONMENTAL INC.
36-15A 23rd Street
Long Island City, NY 11106
Tel: 718.383.2626, Fax: 718.383.7780
www.precision-enviro.com

No.	Date	Revision

SCALE:	NOT TO SCALE
DESIGNER:	MICHAEL PARPOUNAS
DRAWN BY:	CHRISTOPHER PLUMB
CHECKED BY:	CHRISTOPHER MIKIL
DATE:	22 MAR 2023

PROJECT: KING'S COUNTY SUPREME COURT BUILDING ACCESIBILITY RENOVATIONS
ADDRESS: 360 ADAMS STREET BROOKLYN, NY 11201
DRAWING TITLE: **ASBESTOS REMOVAL PLAN**

DRAWING No.: **H125**

PRECISION PROJECT No.: 2352-23-0002

4TH FLOOR KEY PLAN

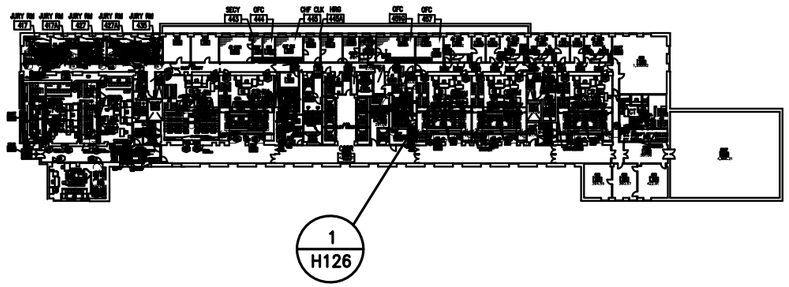

NOTE #	KEY	LOCATION	MATERIAL DESCRIPTION	MATERIAL CLASSIFICATION	ESTIMATED QUANTITY		NOTES
4	—— · ——	MEN'S BATHROOM 454	Corrugated pipe insulation and associated joint packing	ACM	18		See General Note 4
5		MEN'S BATHROOM 454	Pipe joint associated with fiberglass pipe insulation	ACM	3		See General Note 4
6		MEN'S BATHROOM 454	Ceramic wall tile - mastic	ACM		400	
14		VESTIBULE 454A	Backing associated with concrete door saddle	PACM		1	
11		4TH FLOOR - SELECTIVE REMOVAL PLAN THROUGHOUT	Door core insulation	PACM		21	
12		VESTIBULE 454A	Backing associated with marble wall	PACM		17	
15		MEN'S BATHROOM 454	Mastic associated with bathroom mirrors	PACM		8	

GENERAL NOTES

1 - This 12"x12" VFT and associated mastic are non-ACM. However, ACM 9X9 VAT **may** exist underneath the VFT at this location. Contractor and APM shall verify the Presence/Absence of ACM 9X9 VAT under this 12"X12" VFT prior to commence work. If ACM 9X9 VAT are present, all layers of flooring materials adhering to the ACM 9X9 VAT shall be removed and disposed as ACM.

2 - All layers of flooring materials adhering to the ACM 9X9 VAT shall be removed and disposed as ACM

3 - All layers of flooring materials adhering to the ACM 12"X12" VAT and/or associated mastic shall be removed and disposed as ACM

4 - All demolition necessary to access this ACM to establish its presence and for removal it must be conducted within negative pressure enclosures by licensed asbestos handlers. Demolition debris may be disposed of as construction and demolition debris provided the Abatement Project Monitor determines that it is not contaminated with asbestos and there has been no disturbance of ACM within the enclosure. If the demolition debris is determined to be contaminated or ACM has been disturbed, it must be disposed of as RACM asbestos waste.

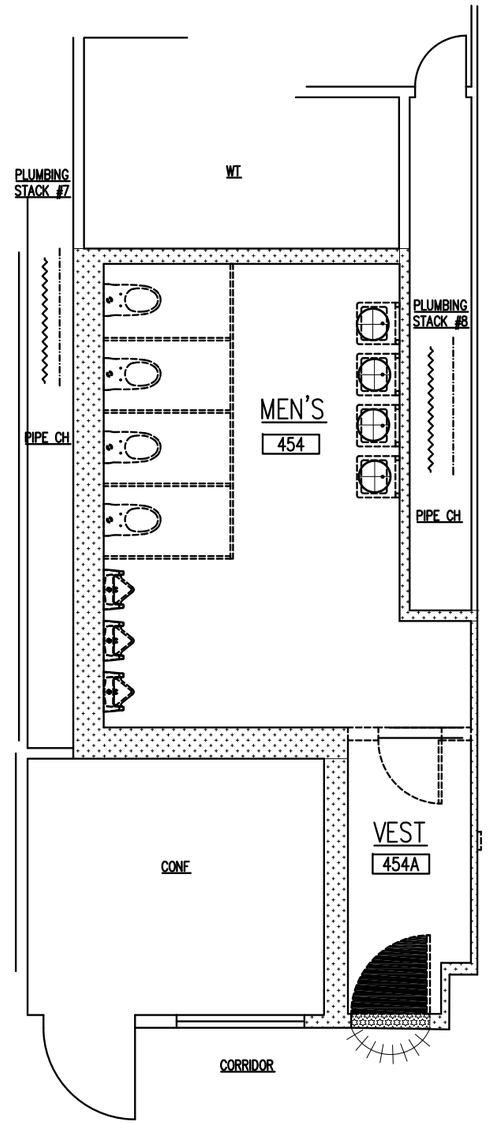

1 / H126 4TH FLOOR ASBESTOS REMOVAL PLAN
SCALE: N.T.S.

KING'S COUNTY SUPREME COURT
360 Adams Street
Brooklyn, NY 11201

PRECISION ENVIRONMENTAL INC.
36-15A 23rd Street
Long Island City, NY 11106
Tel: 718.383.2626, Fax: 718.383.7780
www.precision-enviro.com

No. Date Revision

SCALE:	NOT TO SCALE
DESIGNER:	MICHAEL PARPOUNAS
DRAWN BY:	CHRISTOPHER PLUMB
CHECKED BY:	CHRISTOPHER MIKIL
DATE:	22 MAR 2023

PROJECT: KING'S COUNTY SUPREME COURT BUILDING ACCESIBILITY RENOVATIONS
ADDRESS: 360 ADAMS STREET BROOKLYN, NY 11201
DRAWING TITLE: ASBESTOS REMOVAL PLAN

DRAWING No.: H126
PRECISION PROJECT No.: 2352-23-0002

4TH FLOOR KEY PLAN

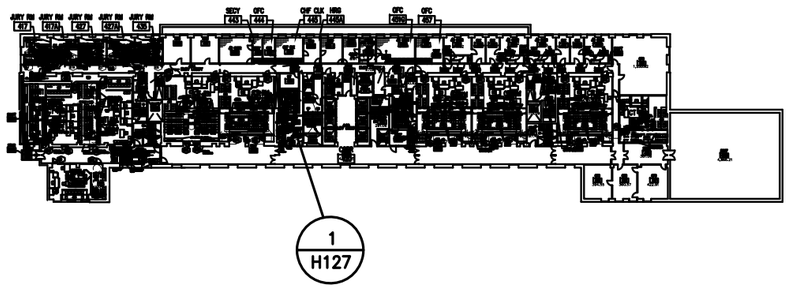

KEY	LOCATION	MATERIAL DESCRIPTION	MATERIAL CLASSIFICATION	ESTIMATED QUANTITY		NOTES
				LF	SF	
— · —	WOMEN'S BATHROOM 445A	Corrugated pipe insulation and associated joint packing	ACM	18		See General Note 4
~~	WOMEN'S BATHROOM 445A	Pipe joint associated with fiberglass pipe insulation	ACM	3		See General Note 4
	WOMEN'S BATHROOM 445A	Ceramic wall tile - mastic	ACM		450	
	VESTIBULE 445A	Backing associated with concrete door saddle	PACM		1	
	4TH FLOOR - SELECTIVE REMOVAL PLAN THROUGHOUT	Door core insulation	PACM		21	
	WOMEN'S BATHROOM 445A	Mastic associated with bathroom mirrors	PACM		8	

GENERAL NOTES

1 - This 12"x12" VFT and associated mastic are non-ACM. However, ACM 9X9 VAT **may** exist underneath the VFT at this location. Contractor and APM shall verify the Presence/Absence of ACM 9X9 VAT under this 12"X12" VFT prior to commence work. If ACM 9X9 VAT are present, all layers of flooring materials adhering to the ACM 9X9 VAT shall be removed and disposed as ACM.

2 - All layers of flooring materials adhering to the ACM 9X9 VAT shall be removed and disposed as ACM

3 - All layers of flooring materials adhering to the ACM 12"X12" VAT and/or associated mastic shall be removed and disposed as ACM

4 - All demolition necessary to access this ACM to establish its presence and for removal it must be conducted within negative pressure enclosures by licensed asbestos handlers. Demolition debris may be disposed of as construction and demolition debris provided the Abatement Project Monitor determines that it is not contaminated with asbestos and there has been no disturbance of ACM within the enclosure. If the demolition debris is determined to be contaminated or ACM has been disturbed, it must be disposed of as RACM asbestos waste.

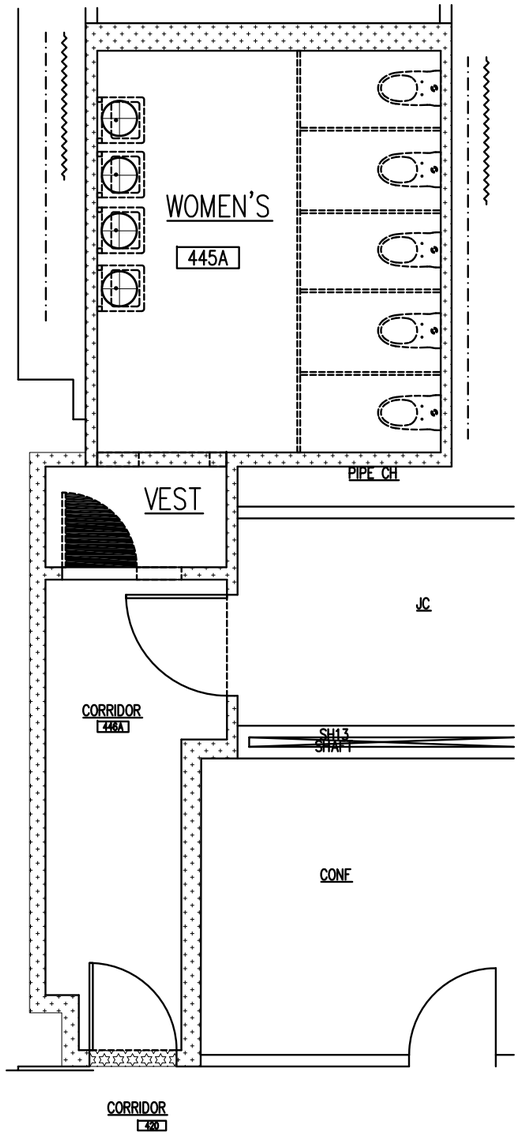

1 / H127 4TH FLOOR ASBESTOS REMOVAL PLAN
SCALE: N.T.S.

KING'S COUNTY SUPREME COURT
360 Adams Street
Brooklyn, NY 11201

PRECISION ENVIRONMENTAL INC.
36-15A 23rd Street
Long Island City, NY 11106
Tel: 718.383.2626, Fax: 718.383.7780
www.precision-enviro.com

No. Date Revision

SCALE:	NOT TO SCALE
DESIGNER:	MICHAEL PARPOUNAS
DRAWN BY:	CHRISTOPHER PLUMB
CHECKED BY:	CHRISTOPHER MIKIL
DATE:	22 MAR 2023

PROJECT: KING'S COUNTY SUPREME COURT BUILDING ACCESIBILITY RENOVATIONS
ADDRESS: 360 ADAMS STREET BROOKLYN, NY 11201
DRAWING TITLE: ASBESTOS REMOVAL PLAN

DRAWING No.: H127

PRECISION PROJECT No.: 2352-23-0002

4TH FLOOR KEY PLAN

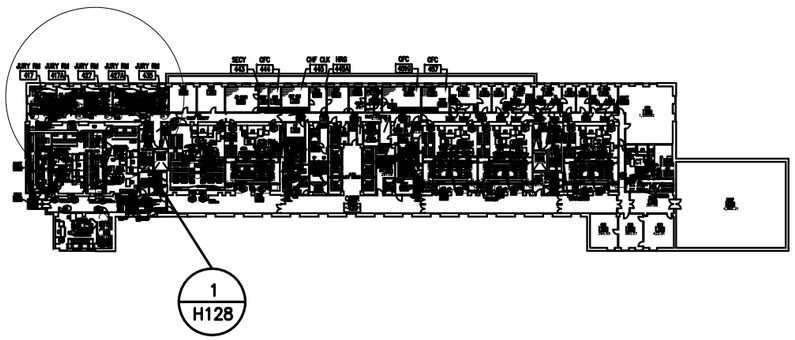

KEY	LOCATION	MATERIAL DESCRIPTION	MATERIAL CLASSIFICATION	ESTIMATED QUANTITY LF	ESTIMATED QUANTITY SF	NOTES
— · —	ALL GENDER BATHROOM 417B, 417C 427B, 427C, 435B	Corrugated pipe insulation and associated joint packing	ACM	90		See General Note 4
~~		Pipe joint associated with fiberglass pipe insulation	ACM	15		See General Note 4
	ALL GENDER BATHROOM 417B, 417C 427B, 427C, 435B	Ceramic wall tile - mastic	ACM		900	
	4TH FLOOR - SELECTIVE REMOVAL PLAN THROUGHOUT	Door core insulation	PACM		210	
	ALL GENDER BATHROOM 417B, 417C 427B, 427C, 435B	Mastic associated with bathroom mirrors	PACM		10	
	ALL GENDER BATHROOM 417B, 417C 427B, 427C, 435B	Backing associated with concrete door saddle	PACM		4	
	CORRIDOR OUTSIDE JURY ROOM 417, 417A 427, 427A, 435	9" X 9" VAT (HA 101) & associated mastic (HA 102) underneath 12" x 12" VFT (HA 68) & associated mastic (HA 69)	ACM		75	See General Note 2
	JURY ROOM 417	12" x 12" VAT (HA 80) & associated mastic (HA 81)	ACM		18	See General Note 3
	JURY ROOM 417A 427, 427A, 435	12" x 12" VAT (HA 84) & associated mastic (HA 85)	ACM		72	See General Note 3

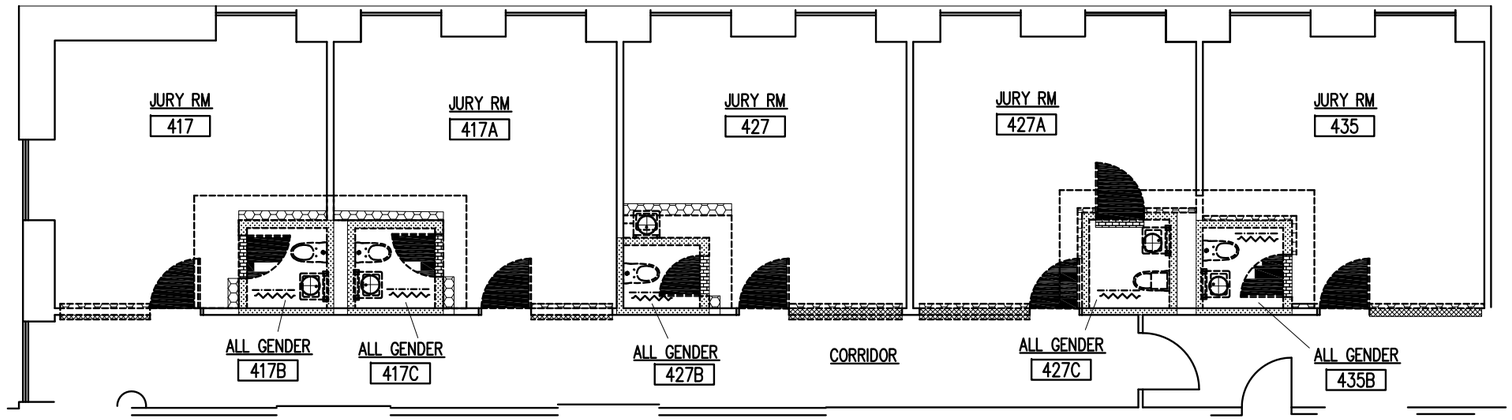

1 / H128 4TH FLOOR ASBESTOS REMOVAL PLAN
SCALE: N.T.S.

GENERAL NOTES

1 - This 12"x12" VFT and associated mastic are non-ACM. However, ACM 9X9 VAT **may** exist underneath the VFT at this location. Contractor and APM shall verify the Presence/Absence of ACM 9X9 VAT under this 12"X12" VFT prior to commence work. If ACM 9X9 VAT are present, all layers of flooring materials adhering to the ACM 9X9 VAT shall be removed and disposed as ACM.

2 - All layers of flooring materials adhering to the ACM 9X9 VAT shall be removed and disposed as ACM

3 - All layers of flooring materials adhering to the ACM 12"X12" VAT and/or associated mastic shall be removed and disposed as ACM

4 - All demolition necessary to access this ACM to establish its presence and for removal it must be conducted within negative pressure enclosures by licensed asbestos handlers. Demolition debris may be disposed of as construction and demolition debris provided the Abatement Project Monitor determines that it is not contaminated with asbestos and there has been no disturbance of ACM within the enclosure. If the demolition debris is determined to be contaminated or ACM has been disturbed, it must be disposed of as RACM asbestos waste.

KING'S COUNTY SUPREME COURT
360 Adams Street
Brooklyn, NY 11201

PRECISION ENVIRONMENTAL INC.
36-15A 23rd Street
Long Island City, NY 11106
Tel: 718.383.2626, Fax: 718.383.7780
www.precision-enviro.com

No.	Date	Revision

SCALE:	NOT TO SCALE
DESIGNER:	MICHAEL PARPOUNAS
DRAWN BY:	CHRISTOPHER PLUMB
CHECKED BY:	CHRISTOPHER MIKIL
DATE:	22 MAR 2023

PROJECT: KING'S COUNTY SUPREME COURT BUILDING ACCESIBILITY RENOVATIONS
ADDRESS: 360 ADAMS STREET BROOKLYN, NY 11201

DRAWING TITLE: **ASBESTOS REMOVAL PLAN**

DRAWING No.: **H128**

PRECISION PROJECT No.: 2352-23-0002

4TH FLOOR KEY PLAN

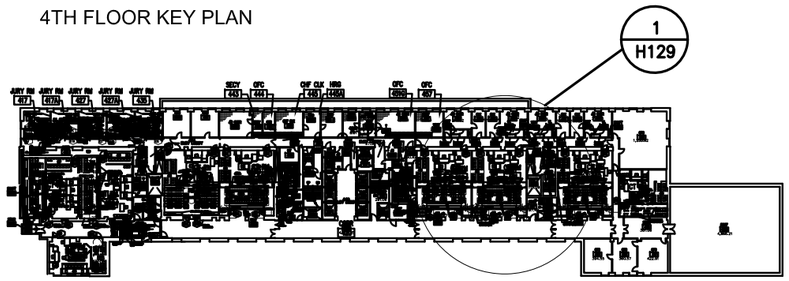

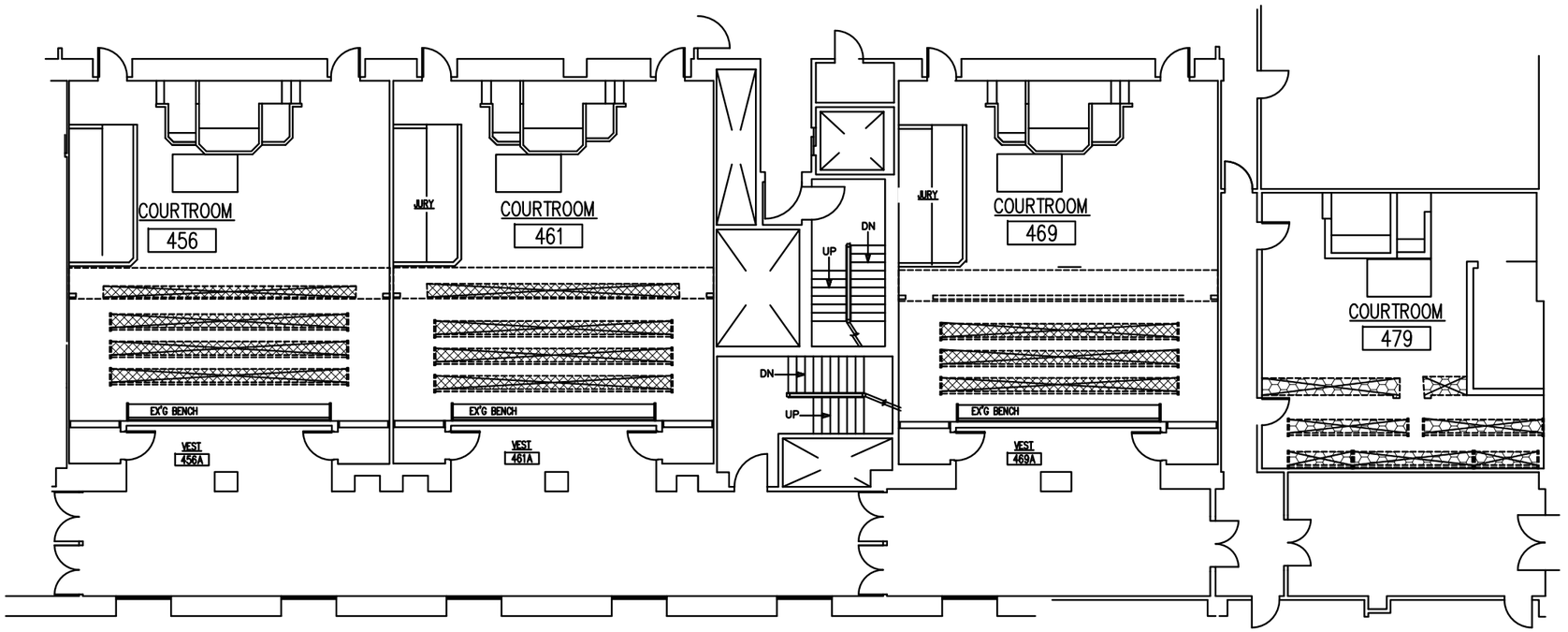

GENERAL NOTES

1 - This 12"x12" VFT and associated mastic are non-ACM. However, ACM 9X9 VAT **may** exist underneath the VFT at this location. Contractor and APM shall verify the Presence/Absence of ACM 9X9 VAT under this 12"X12" VFT prior to commence work. If ACM 9X9 VAT are present, all layers of flooring materials adhering to the ACM 9X9 VAT shall be removed and disposed as ACM.

2 - All layers of flooring materials adhering to the ACM 9X9 VAT shall be removed and disposed as ACM

3 - All layers of flooring materials adhering to the ACM 12"X12" VAT and/or associated mastic shall be removed and disposed as ACM

4 - All demolition necessary to access this ACM to establish its presence and for removal it must be conducted within negative pressure enclosures by licensed asbestos handlers. Demolition debris may be disposed of as construction and demolition debris provided the Abatement Project Monitor determines that it is not contaminated with asbestos and there has been no disturbance of ACM within the enclosure. If the demolition debris is determined to be contaminated or ACM has been disturbed, it must be disposed of as RACM asbestos waste.

KEY	LOCATION	MATERIAL DESCRIPTION	MATERIAL CLASSIFICATION	ESTIMATED QUANTITY		NOTES
				LF	SF	
	COURTROOMS 456, 461, 469, 479	Backing associated with courtroom benches	PACM		120	
	COURTROOMS 456, 461, 469	12"x12" VFT (HA 74) and associated mastic (HA 75)	PACM CONTAMINATED		90	See General Note 1
	COURTROOM 479	12"x12" VAT (HA 84) and associated mastic (HA 85)	ACM		30	See General Note 3

1 / H129 4TH FLOOR ASBESTOS REMOVAL PLAN

SCALE: N.T.S.

KING'S COUNTY SUPREME COURT
360 Adams Street
Brooklyn, NY 11201

PRECISION ENVIRONMENTAL INC.
36-15A 23rd Street
Long Island City, NY 11106
Tel: 718.383.2626, Fax: 718.383.7780
www.precision-enviro.com

No. Date Revision

SCALE:	NOT TO SCALE
DESIGNER:	MICHAEL PARPOUNAS
DRAWN BY:	CHRISTOPHER PLUMB
CHECKED BY:	CHRISTOPHER MIKIL
DATE:	22 MAR 2023

PROJECT: KING'S COUNTY SUPREME COURT BUILDING ACCESIBILITY RENOVATIONS
ADDRESS: 360 ADAMS STREET BROOKLYN, NY 11201

DRAWING TITLE: ASBESTOS REMOVAL PLAN

DRAWING No.: H129

PRECISION PROJECT No.: 2352-23-0002

4TH FLOOR KEY PLAN

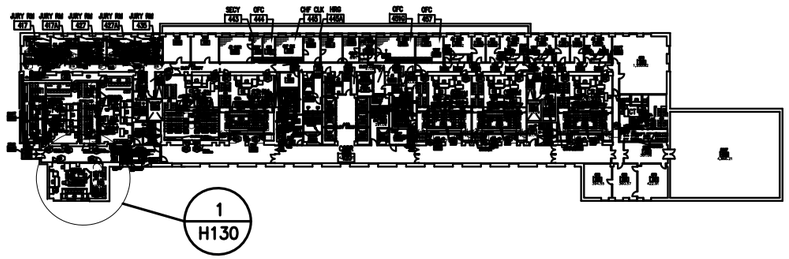

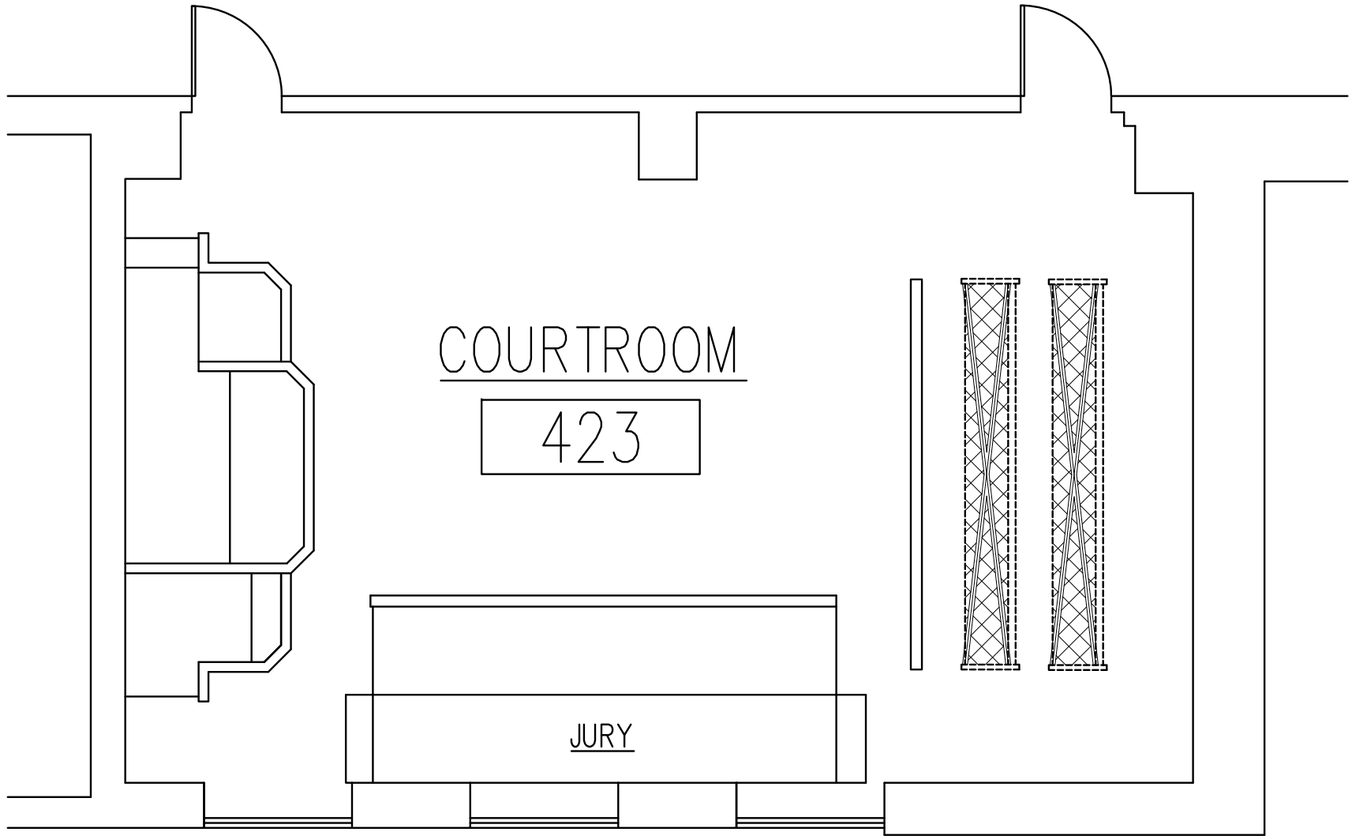

1
H130
4TH FLOOR ASBESTOS REMOVAL PLAN
SCALE: N.T.S.

GENERAL NOTES

1 - This 12"x12" VFT and associated mastic are non-ACM. However, ACM 9X9 VAT **may** exist underneath the VFT at this location. Contractor and APM shall verify the Presence/Absence of ACM 9X9 VAT under this 12"X12" VFT prior to commence work. If ACM 9X9 VAT are present, all layers of flooring materials adhering to the ACM 9X9 VAT shall be removed and disposed as ACM.

2 - All layers of flooring materials adhering to the ACM 9X9 VAT shall be removed and disposed as ACM

3 - All layers of flooring materials adhering to the ACM 12"X12" VAT and/or associated mastic shall be removed and disposed as ACM

4 - All demolition necessary to access this ACM to establish its presence and for removal it must be conducted within negative pressure enclosures by licensed asbestos handlers. Demolition debris may be disposed of as construction and demolition debris provided the Abatement Project Monitor determines that it is not contaminated with asbestos and there has been no disturbance of ACM within the enclosure. If the demolition debris is determined to be contaminated or ACM has been disturbed, it must be disposed of as RACM asbestos waste.

KEY	LOCATION	MATERIAL DESCRIPTION	MATERIAL CLASSIFICATION	ESTIMATED QUANTITY		NOTES
				LF	SF	
	COURTROOM 423	Backing associated with courtroom benches	PACM		30	
	COURTROOM 423	12"x12" VFT (HA 74) and associated mastic (HA 75)	PACM Contaminated		30	See General Note 1

KING'S COUNTY
SUPREME COURT
360 Adams Street
Brooklyn, NY 11201

PRECISION ENVIRONMENTAL INC.
36-15A 23rd Street
Long Island City, NY 11106
Tel: 718.383.2626, Fax: 718.383.7780
www.precision-enviro.com

No. Date Revision

SCALE: NOT TO SCALE
DESIGNER: MICHAEL PARPOUNAS
DRAWN BY: CHRISTOPHER PLUMB
CHECKED BY: CHRISTOPHER MIKIL
DATE: 22 MAR 2023

PROJECT: KING'S COUNTY SUPREME COURT BUILDING ACCESIBILITY RENOVATIONS
ADDRESS: 360 ADAMS STREET BROOKLYN, NY 11201
DRAWING TITLE: ASBESTOS REMOVAL PLAN

DRAWING No.: H130
PRECISION PROJECT No.: 2352-23-0002

4TH FLOOR KEY PLAN

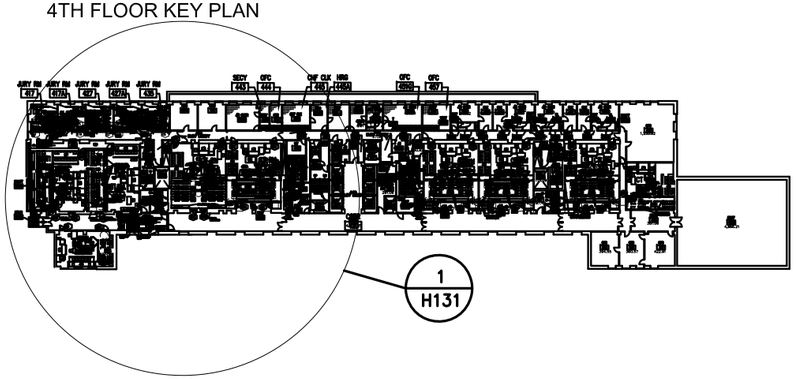

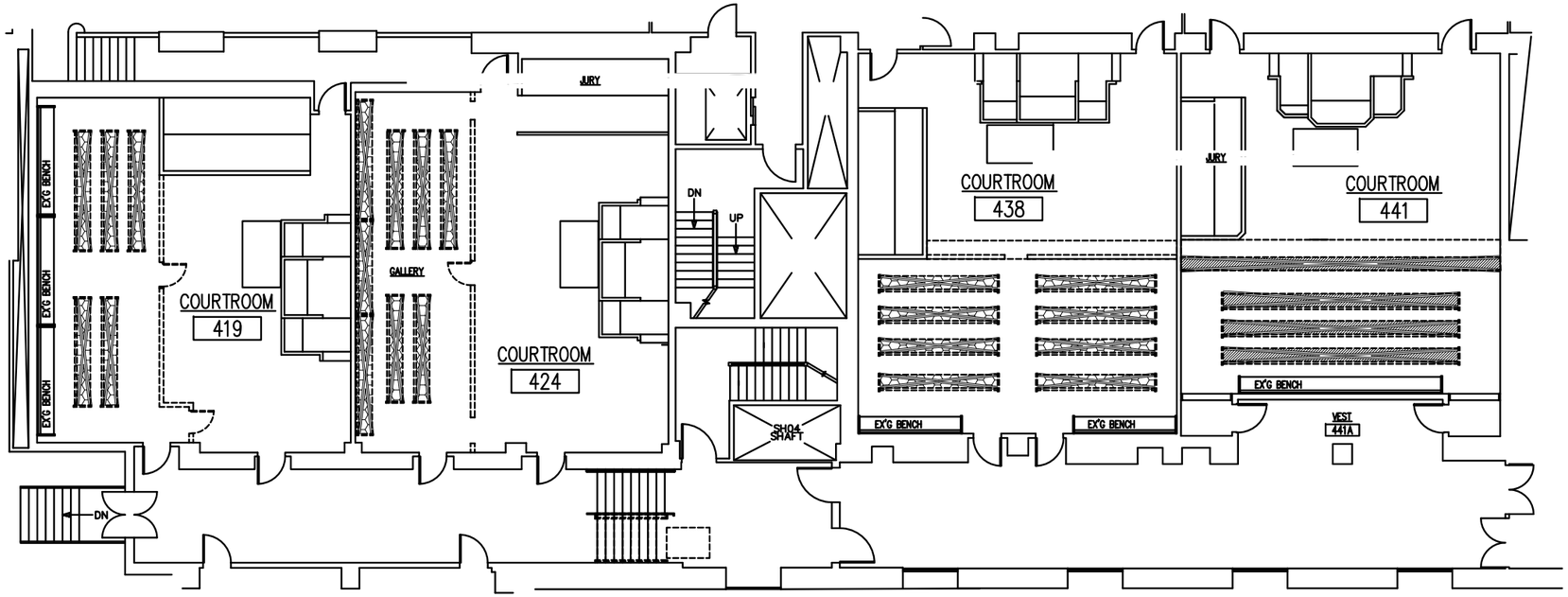

1 / H131 4TH FLOOR ASBESTOS REMOVAL PLAN
SCALE: N.T.S.

GENERAL NOTES

1 - This 12"x12" VFT and associated mastic are non-ACM. However, ACM 9X9 VAT **may** exist underneath the VFT at this location. Contractor and APM shall verify the Presence/Absence of ACM 9X9 VAT under this 12"X12" VFT prior to commence work. If ACM 9X9 VAT are present, all layers of flooring materials adhering to the ACM 9X9 VAT shall be removed and disposed as ACM.

2 - All layers of flooring materials adhering to the ACM 9X9 VAT shall be removed and disposed as ACM

3 - All layers of flooring materials adhering to the ACM 12"X12" VAT and/or associated mastic shall be removed and disposed as ACM

4 - All demolition necessary to access this ACM to establish its presence and for removal it must be conducted within negative pressure enclosures by licensed asbestos handlers. Demolition debris may be disposed of as construction and demolition debris provided the Abatement Project Monitor determines that it is not contaminated with asbestos and there has been no disturbance of ACM within the enclosure. If the demolition debris is determined to be contaminated or ACM has been disturbed, it must be disposed of as RACM asbestos waste.

KEY	LOCATION	MATERIAL DESCRIPTION	MATERIAL CLASSIFICATION	ESTIMATED QUANTITY		NOTES
				LF	SF	
	COURTROOMS 419, 424, 438, 441	Backing associated with courtroom benches	PACM		160	
	COURTROOMS 419, 424, 438	12"x12" VAT (HA 84) and associated mastic (HA 85)	ACM		110	See General Note 3
	COURTROOM 441	9"x9" VAT (HA 103)	ACM		50	See General Note 2

KING'S COUNTY SUPREME COURT
360 Adams Street
Brooklyn, NY 11201

PRECISION ENVIRONMENTAL INC.
36-15A 23rd Street
Long Island City, NY 11106
Tel: 718.383.2626, Fax: 718.383.7780
www.precision-enviro.com

No.	Date	Revision

SCALE:	NOT TO SCALE
DESIGNER:	MICHAEL PARPOUNAS
DRAWN BY:	CHRISTOPHER PLUMB
CHECKED BY:	CHRISTOPHER MIKIL
DATE:	22 MAR 2023

PROJECT: KING'S COUNTY SUPREME COURT BUILDING ACCESIBILITY RENOVATIONS
ADDRESS: 360 ADAMS STREET BROOKLYN, NY 11201
DRAWING TITLE: **ASBESTOS REMOVAL PLAN**

DRAWING No.: **H131**

PRECISION PROJECT No.: 2352-23-0002

5TH FLOOR KEY PLAN

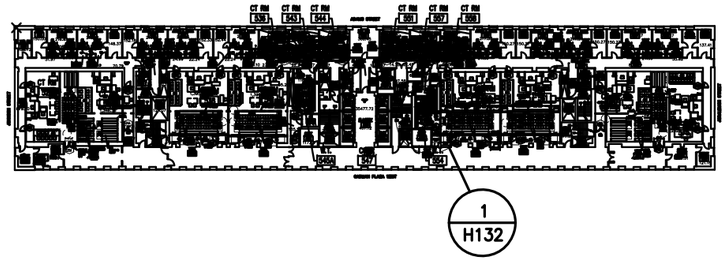

GENERAL NOTES

1 - This 12"x12" VFT and associated mastic are non-ACM. However, ACM 9X9 VAT **may** exist underneath the VFT at this location. Contractor and APM shall verify the Presence/Absence of ACM 9X9 VAT under this 12"X12" VFT prior to commence work. If ACM 9X9 VAT are present, all layers of flooring materials adhering to the ACM 9X9 VAT shall be removed and disposed as ACM.

2 - All layers of flooring materials adhering to the ACM 9X9 VAT shall be removed and disposed as ACM

3 - All layers of flooring materials adhering to the ACM 12"X12" VAT and/or associated mastic shall be removed and disposed as ACM

4 - All demolition necessary to access this ACM to establish its presence and for removal it must be conducted within negative pressure enclosures by licensed asbestos handlers. Demolition debris may be disposed of as construction and demolition debris provided the Abatement Project Monitor determines that it is not contaminated with asbestos and there has been no disturbance of ACM within the enclosure. If the demolition debris is determined to be contaminated or ACM has been disturbed, it must be disposed of as RACM asbestos waste.

KEY	LOCATION	MATERIAL DESCRIPTION	MATERIAL CLASSIFICATION	ESTIMATED QUANTITY		NOTES
				LF	SF	
— · —	MEN'S BATHROOM 554	Corrugated pipe insulation and associated joint packing	ACM	18		See General Note 4
~~		Pipe joint associated with fiberglass pipe insulation	ACM	3		See General Note 4
⊕	MEN'S BATHROOM 554	Mastic associated with bathroom mirrors	PACM		8	

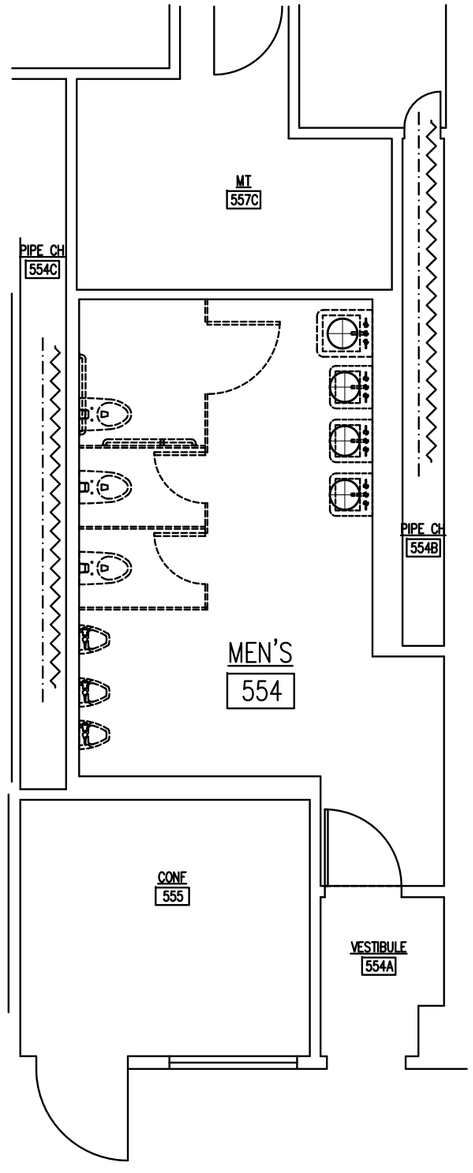

1 / H132 5TH FLOOR ASBESTOS REMOVAL PLAN
SCALE: N.T.S.

KING'S COUNTY SUPREME COURT
360 Adams Street
Brooklyn, NY 11201

PRECISION ENVIRONMENTAL INC.
36-15A 23rd Street
Long Island City, NY 11106
Tel: 718.383.2626, Fax: 718.383.7780
www.precision-enviro.com

No. Date Revision

SCALE:	NOT TO SCALE
DESIGNER:	MICHAEL PARPOUNAS
DRAWN BY:	CHRISTOPHER PLUMB
CHECKED BY:	CHRISTOPHER MIKIL
DATE:	22 MAR 2023

PROJECT: KING'S COUNTY SUPREME COURT BUILDING ACCESIBILITY RENOVATIONS
ADDRESS: 360 ADAMS STREET BROOKLYN, NY 11201
DRAWING TITLE: ASBESTOS REMOVAL PLAN

DRAWING No.: H132
PRECISION PROJECT No.: 2352-23-0002

5TH FLOOR KEY PLAN

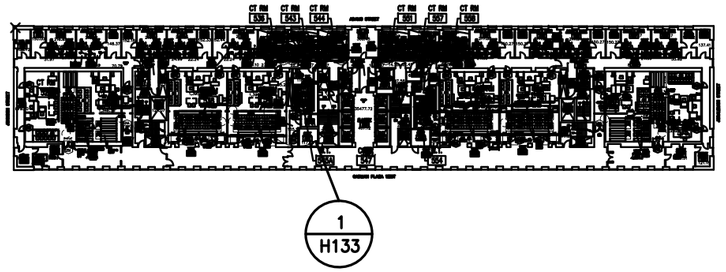

GENERAL NOTES

1 - This 12"x12" VFT and associated mastic are non-ACM. However, ACM 9X9 VAT **may** exist underneath the VFT at this location. Contractor and APM shall verify the Presence/Absence of ACM 9X9 VAT under this 12"X12" VFT prior to commence work. If ACM 9X9 VAT are present, all layers of flooring materials adhering to the ACM 9X9 VAT shall be removed and disposed as ACM.

2 - All layers of flooring materials adhering to the ACM 9X9 VAT shall be removed and disposed as ACM

3 - All layers of flooring materials adhering to the ACM 12"X12" VAT and/or associated mastic shall be removed and disposed as ACM

4 - All demolition necessary to access this ACM to establish its presence and for removal it must be conducted within negative pressure enclosures by licensed asbestos handlers. Demolition debris may be disposed of as construction and demolition debris provided the Abatement Project Monitor determines that it is not contaminated with asbestos and there has been no disturbance of ACM within the enclosure. If the demolition debris is determined to be contaminated or ACM has been disturbed, it must be disposed of as RACM asbestos waste.

KEY	LOCATION	MATERIAL DESCRIPTION	MATERIAL CLASSIFICATION	ESTIMATED QUANTITY		NOTES
				LF	SF	
— · — · —	WOMEN'S BATHROOM 545A	Corrugated pipe insulation and associated joint packing	ACM	18		See General Note 4
~~		Pipe joint associated with fiberglass pipe insulation	ACM	3		See General Note 4
⊕	WOMEN'S BATHROOM 545A	Mastic associated with bathroom mirrors	PACM		8	

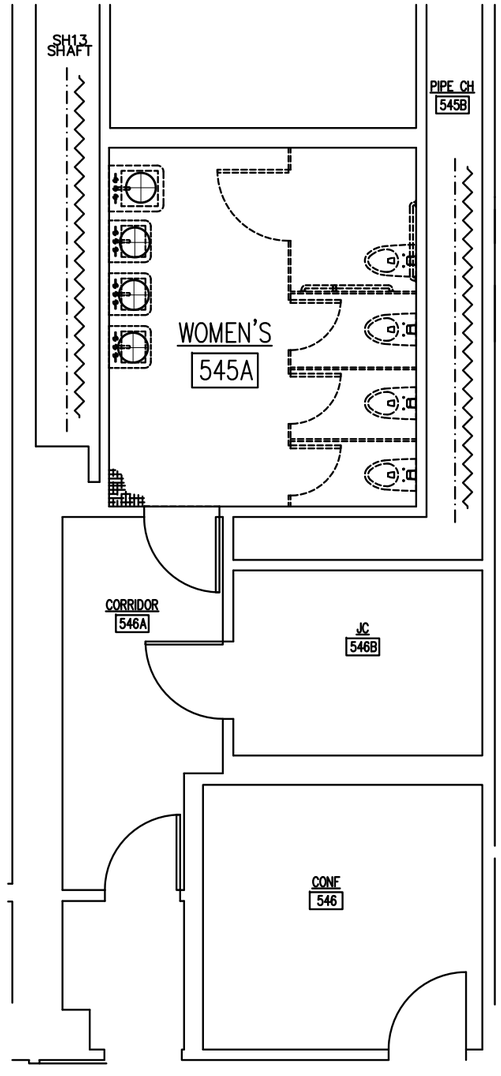

1 / H133 5TH FLOOR ASBESTOS REMOVAL PLAN
SCALE: N.T.S.

KING'S COUNTY SUPREME COURT
360 Adams Street
Brooklyn, NY 11201

PRECISION ENVIRONMENTAL INC.
36-15A 23rd Street
Long Island City, NY 11106
Tel: 718.383.2626, Fax: 718.383.7780
www.precision-enviro.com

No.	Date	Revision

SCALE:	NOT TO SCALE
DESIGNER:	MICHAEL PARPOUNAS
DRAWN BY:	CHRISTOPHER PLUMB
CHECKED BY:	CHRISTOPHER MIKIL
DATE:	22 MAR 2023

PROJECT: KING'S COUNTY SUPREME COURT BUILDING ACCESIBILITY RENOVATIONS
ADDRESS: 360 ADAMS STREET BROOKLYN, NY 11201
DRAWING TITLE: ASBESTOS REMOVAL PLAN

DRAWING No.: **H133**

PRECISION PROJECT No.: 2352-23-0002

5TH FLOOR KEY PLAN

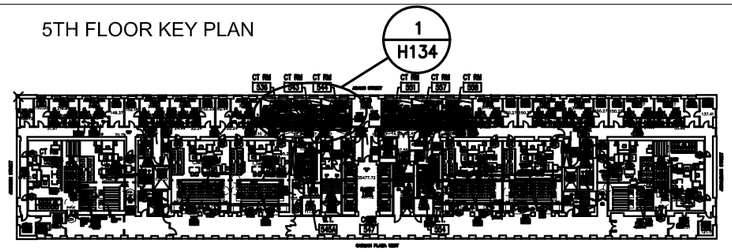

KEY	LOCATION	MATERIAL DESCRIPTION	MATERIAL CLASSIFICATION	ESTIMATED QUANTITY LF	ESTIMATED QUANTITY SF	NOTES
	MEN'S BATHROOMS 536C, 543C, 544C WOMEN'S BATHROOM 536B, 543B, 544B	Corrugated pipe insulation and associated joint packing	ACM	108		See General Note 4
		Pipe joint associated with fiberglass pipe insulation	ACM	18		See General Note 4
	JURY ROOM 536, 543, 544	Electrical wiring Insulation	ACM	900		See General Note 4
	MEN'S BATHROOMS 536C, 543C, 544C WOMEN'S BATHROOM 536B, 543B, 544B	Mastic associated with bathroom mirrors	PACM		12	
	JURY ROOM 536, 543, AND VESTIBULE 536A, 543A,	12"x12" VAT (HA 70) and associated mastic (HA 71)	ACM		52	See General Note 3
	JURY ROOM 544, VESTIBULE 544A	12"x12" VFT (HA 76) and associated mastic (HA 77)	PACM Contaminated		24	See General Note 1
	CORRIDOR OUTSIDE JURY ROOM 536, 543, 544	12"x12" VFT (HA 68) and associated mastic (HA 69)	PACM Contaminated		45	See General Note 1
	MEN'S BATHROOMS 536C, 543C, 544C WOMEN'S BATHROOM 536B, 543B, 544B	Backing associated with concrete door saddle	PACM		6	
	5TH FLOOR - SELECTIVE REMOVAL PLAN THROUGHOUT	Door core insulation	PACM		168	

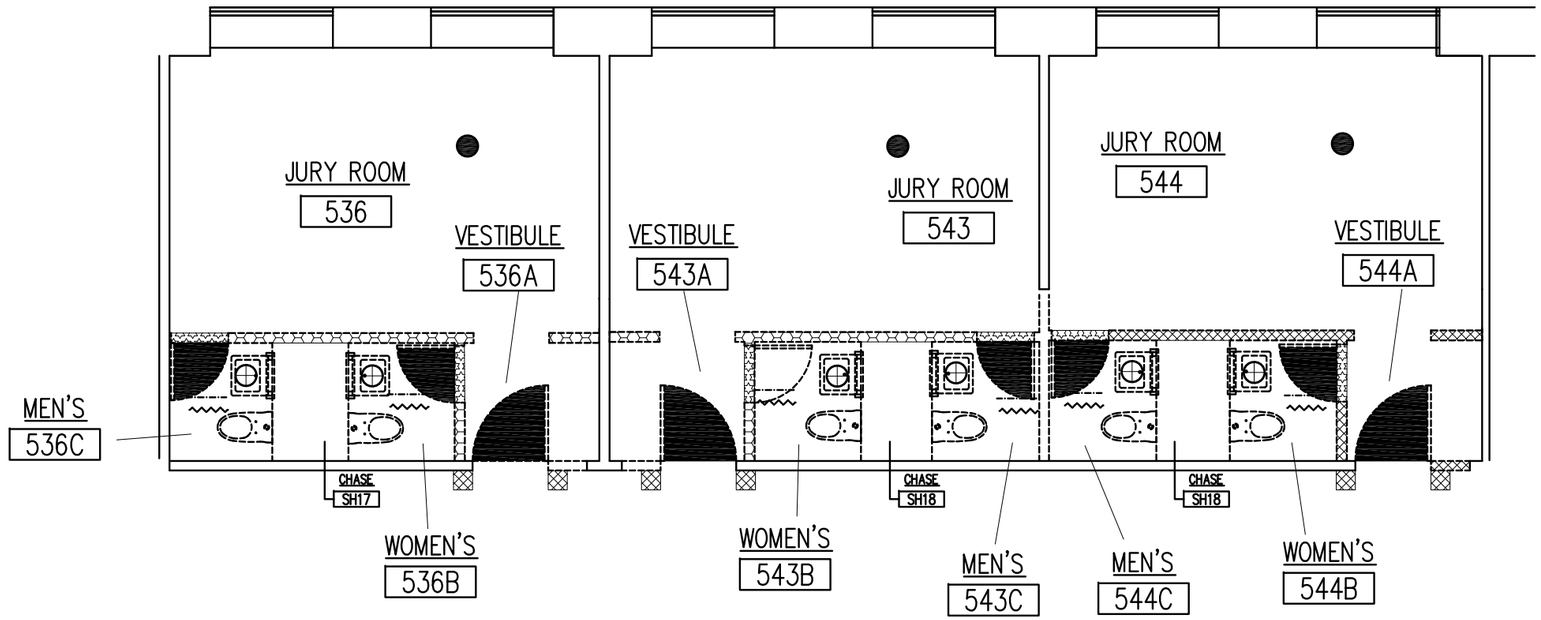

1 / H134 5TH FLOOR ASBESTOS REMOVAL PLAN
SCALE: N.T.S.

GENERAL NOTES

1 - This 12"x12" VFT and associated mastic are non-ACM. However, ACM 9X9 VAT **may** exist underneath the VFT at this location. Contractor and APM shall verify the Presence/Absence of ACM 9X9 VAT under this 12"X12" VFT prior to commence work. If ACM 9X9 VAT are present, all layers of flooring materials adhering to the ACM 9X9 VAT shall be removed and disposed as ACM.

2 - All layers of flooring materials adhering to the ACM 9X9 VAT shall be removed and disposed as ACM

3 - All layers of flooring materials adhering to the ACM 12"X12" VAT and/or associated mastic shall be removed and disposed as ACM

4 - All demolition necessary to access this ACM to establish its presence and for removal it must be conducted within negative pressure enclosures by licensed asbestos handlers. Demolition debris may be disposed of as construction and demolition debris provided the Abatement Project Monitor determines that it is not contaminated with asbestos and there has been no disturbance of ACM within the enclosure. If the demolition debris is determined to be contaminated or ACM has been disturbed, it must be disposed of as RACM asbestos waste.

KING'S COUNTY
SUPREME COURT
360 Adams Street
Brooklyn, NY 11201

PRECISION ENVIRONMENTAL INC.
36-15A 23rd Street
Long Island City, NY 11106
Tel: 718.383.2626, Fax: 718.383.7780
www.precision-enviro.com

No.	Date	Revision

SCALE:	NOT TO SCALE
DESIGNER:	MICHAEL PARPOUNAS
DRAWN BY:	CHRISTOPHER PLUMB
CHECKED BY:	CHRISTOPHER MIKIL
DATE:	22 MAR 2023

PROJECT: KING'S COUNTY SUPREME COURT BUILDING ACCESIBILITY RENOVATIONS
ADDRESS: 360 ADAMS STREET BROOKLYN, NY 11201

DRAWING TITLE: **ASBESTOS REMOVAL PLAN**

DRAWING No.: **H134**

PRECISION PROJECT No.: 2352-23-0002

5TH FLOOR KEY PLAN

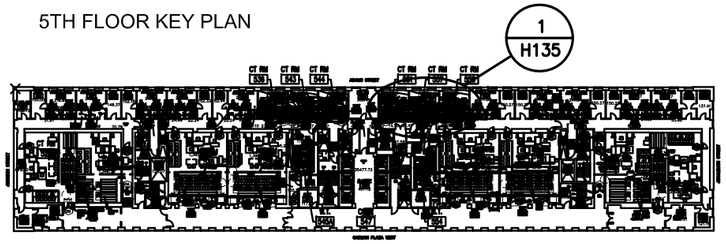

KEY	LOCATION	MATERIAL DESCRIPTION	MATERIAL CLASSIFICATION	ESTIMATED QUANTITY LF	ESTIMATED QUANTITY SF	NOTES
-----	WOMEN'S ROOM 551B, 557B, 558B MEN'S BATHROOM 551C, 557C, 558C	Corrugated pipe insulation and associated joint packing	ACM	108		See General Note 4
~~		Pipe joint associated with fiberglass pipe insulation	ACM	18		See General Note 4
●	JURY ROOMS 551, 557, 558	Electrical wiring insulation	ACM	450		See General Note 4
⊕	WOMEN'S ROOM 551B, 557B, 558B MEN'S BATHROOM 551C, 557C, 558C	Mastic associated with bathroom mirrors	PACM		12	
◗	7TH FLOOR - SELECTIVE REMOVAL PLAN THROUGHOUT	Door core insulation	PACM		189	
✡	WOMEN'S ROOM 551B, 557B, 558B MEN'S BATHROOM 551C, 557C, 558C	Backing associated with concrete door saddle	PACM		6	
▨	JURY ROOM 558 VESTIBULE 558A	12"x12" VFT (HA 76) and associated mastic (HA 77)	PACM CONTAMINATED		24	See General Note 1
▨	CORRIDOR OUTSIDE JURY ROOM 551, 557, 558	12"x12" VFT (HA 68) and associated mastic (HA 69)	PACM CONTAMINATED		45	See General Note 1
⬡	JURY ROOM 551, 557 VESTIBULE 551A, 557A	12"x12" VFT (HA 70) and associated mastic (HA 71)	ACM		52	See General Note 3

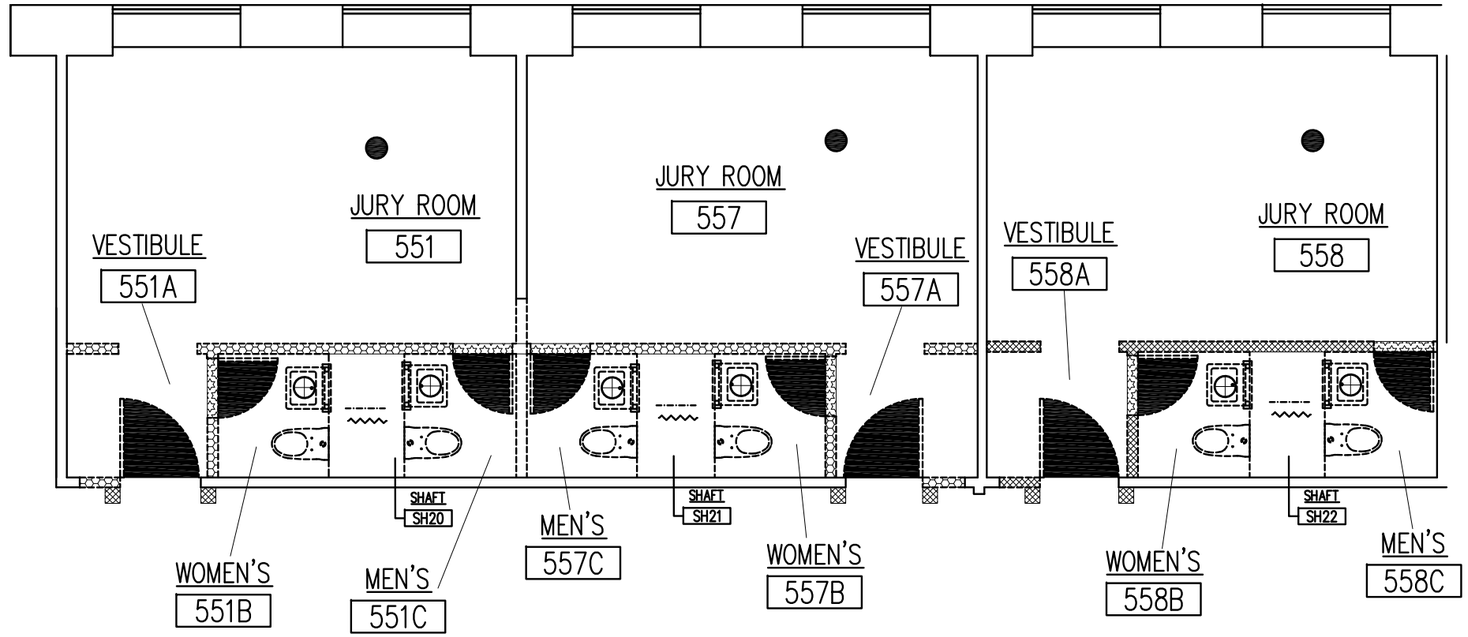

1 / H135 5TH FLOOR ASBESTOS REMOVAL PLAN
SCALE: N.T.S.

GENERAL NOTES

1 - This 12"x12" VFT and associated mastic are non-ACM. However, ACM 9X9 VAT **may** exist underneath the VFT at this location. Contractor and APM shall verify the Presence/Absence of ACM 9X9 VAT under this 12"X12" VFT prior to commence work. If ACM 9X9 VAT are present, all layers of flooring materials adhering to the ACM 9X9 VAT shall be removed and disposed as ACM.

2 - All layers of flooring materials adhering to the ACM 9X9 VAT shall be removed and disposed as ACM

3 - All layers of flooring materials adhering to the ACM 12"X12" VAT and/or associated mastic shall be removed and disposed as ACM

4 - All demolition necessary to access this ACM to establish its presence and for removal it must be conducted within negative pressure enclosures by licensed asbestos handlers. Demolition debris may be disposed of as construction and demolition debris provided the Abatement Project Monitor determines that it is not contaminated with asbestos and there has been no disturbance of ACM within the enclosure. If the demolition debris is determined to be contaminated or ACM has been disturbed, it must be disposed of as RACM asbestos waste.

KING'S COUNTY
SUPREME COURT
360 Adams Street
Brooklyn, NY 11201

PRECISION ENVIRONMENTAL INC.
36-15A 23rd Street
Long Island City, NY 11106
Tel: 718.383.2626, Fax: 718.383.7780
www.precision-enviro.com

No.	Date	Revision

SCALE:	NOT TO SCALE
DESIGNER:	MICHAEL PARPOUNAS
DRAWN BY:	CHRISTOPHER PLUMB
CHECKED BY:	CHRISTOPHER MIKIL
DATE:	22 MAR 2023

PROJECT: KING'S COUNTY SUPREME COURT BUILDING ACCESIBILITY RENOVATIONS
ADDRESS: 360 ADAMS STREET BROOKLYN, NY 11201

DRAWING TITLE: **ASBESTOS REMOVAL PLAN**

DRAWING No.: **H135**

PRECISION PROJECT No.: 2352-23-0002

5TH FLOOR KEY PLAN

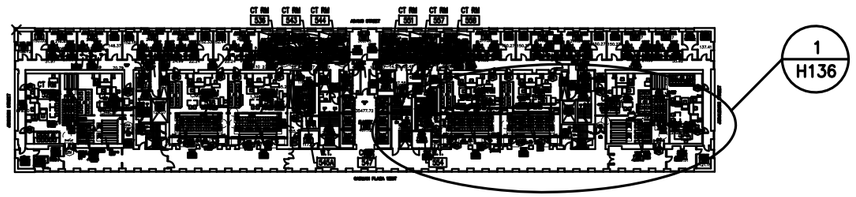

GENERAL NOTES

1 - This 12"x12" VFT and associated mastic are non-ACM. However, ACM 9X9 VAT **may** exist underneath the VFT at this location. Contractor and APM shall verify the Presence/Absence of ACM 9X9 VAT under this 12"X12" VFT prior to commence work. If ACM 9X9 VAT are present, all layers of flooring materials adhering to the ACM 9X9 VAT shall be removed and disposed as ACM.

2 - All layers of flooring materials adhering to the ACM 9X9 VAT shall be removed and disposed as ACM

3 - All layers of flooring materials adhering to the ACM 12"X12" VAT and/or associated mastic shall be removed and disposed as ACM

4 - All demolition necessary to access this ACM to establish its presence and for removal it must be conducted within negative pressure enclosures by licensed asbestos handlers. Demolition debris may be disposed of as construction and demolition debris provided the Abatement Project Monitor determines that it is not contaminated with asbestos and there has been no disturbance of ACM within the enclosure. If the demolition debris is determined to be contaminated or ACM has been disturbed, it must be disposed of as RACM asbestos waste.

KEY	LOCATION	MATERIAL DESCRIPTION	MATERIAL CLASSIFICATION	ESTIMATED QUANTITY		NOTES
				LF	SF	
KEY	LOCATION	MATERIAL DESCRIPTION	MATERIAL CLASSIFICATION	ESTIMATED QUANTITY		NOTES
	COURTROOMS 556, 561, 574, 575	Backing associated with courtroom benches	PACM		40	
	COURTROOM 561	12" x 12" VFT (HA 74) and associated Mastic (HA 75)	PACM Contaminated		30	See General Note 1
	COURTROOM 574	12" x 12" VFT (HA 92) and associated Mastic (HA 93)	PACM Contaminated		50	See General Note 1
	COURTROOMS 556, 575	9" x 9" VAT (HA 103)	ACM		60	See General Note 2
	5TH FLOOR - SELECTIVE REMOVAL PLAN THROUGHOUT	Door core insulation	PACM		42	
	COURTROOM 574	Backing associated with marble wall	PACM		42	

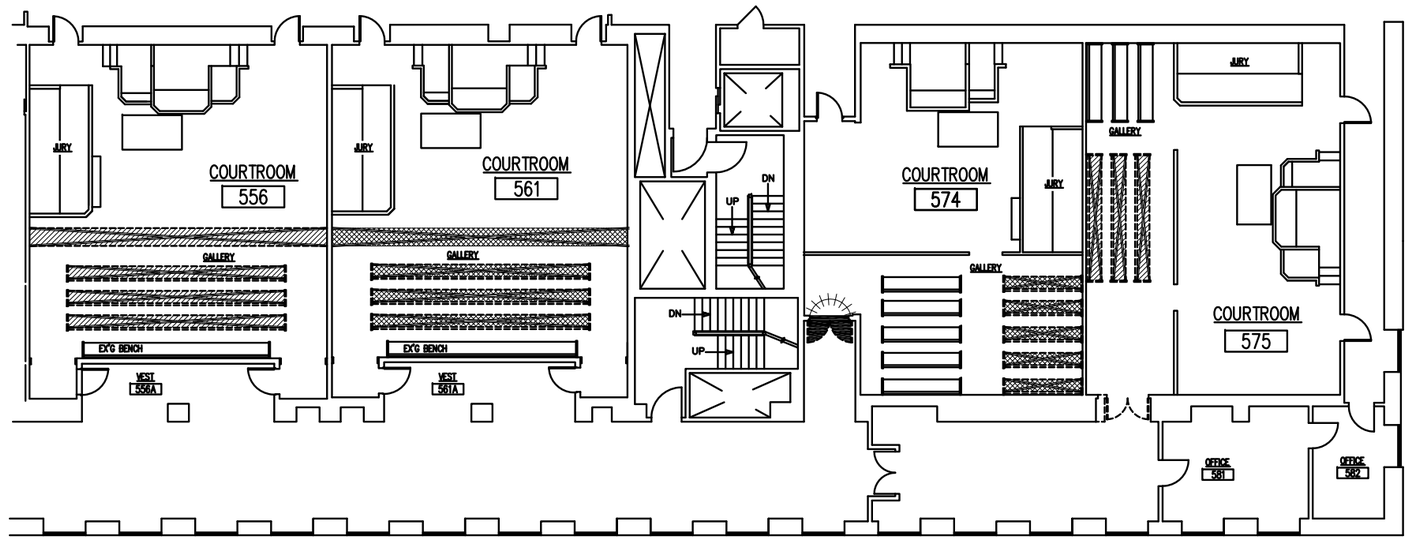

1 / H136 5TH FLOOR ASBESTOS REMOVAL PLAN
SCALE: N.T.S.

KING'S COUNTY SUPREME COURT
360 Adams Street
Brooklyn, NY 11201

PRECISION ENVIRONMENTAL INC.
36-15A 23rd Street
Long Island City, NY 11106
Tel: 718.383.2626, Fax: 718.383.7780
www.precision-enviro.com

No. Date Revision

SCALE:	NOT TO SCALE
DESIGNER:	MICHAEL PARPOUNAS
DRAWN BY:	CHRISTOPHER PLUMB
CHECKED BY:	CHRISTOPHER MIKIL
DATE:	22 MAR 2023

PROJECT: KING'S COUNTY SUPREME COURT BUILDING ACCESIBILITY RENOVATIONS
ADDRESS: 360 ADAMS STREET BROOKLYN, NY 11201
DRAWING TITLE: **ASBESTOS REMOVAL PLAN**

DRAWING No.: **H136**
PRECISION PROJECT No.: 2352-23-0002

5TH FLOOR KEY PLAN

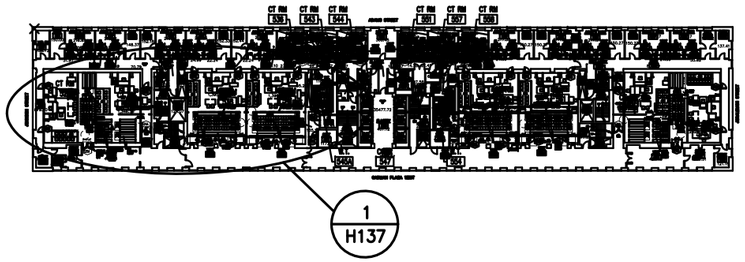

GENERAL NOTES

1 - This 12"x12" VFT and associated mastic are non-ACM. However, ACM 9X9 VAT **may** exist underneath the VFT at this location. Contractor and APM shall verify the Presence/Absence of ACM 9X9 VAT under this 12"X12" VFT prior to commence work. If ACM 9X9 VAT are present, all layers of flooring materials adhering to the ACM 9X9 VAT shall be removed and disposed as ACM.

2 - All layers of flooring materials adhering to the ACM 9X9 VAT shall be removed and disposed as ACM

3 - All layers of flooring materials adhering to the ACM 12"X12" VAT and/or associated mastic shall be removed and disposed as ACM

4 - All demolition necessary to access this ACM to establish its presence and for removal it must be conducted within negative pressure enclosures by licensed asbestos handlers. Demolition debris may be disposed of as construction and demolition debris provided the Abatement Project Monitor determines that it is not contaminated with asbestos and there has been no disturbance of ACM within the enclosure. If the demolition debris is determined to be contaminated or ACM has been disturbed, it must be disposed of as RACM asbestos waste.

KEY	LOCATION	MATERIAL DESCRIPTION	MATERIAL CLASSIFICATION	ESTIMATED QUANTITY		NOTES
				LF	SF	
	COURTROOMS 525, 524, 538, 541	Backing associated with courtroom benches	PACM		100	
	COURTROOM 525	12" x 12" VFT (HA 72) and Associated Mastic (HA 73)	PACM Contaminated		10	See General Note 1
	COURTROOM 524	9" x 9" VAT (HA 107) and associated Mastic (HA 108)	ACM		50	See General Note 2
	COURTROOMS 525, 538, 541	9" x 9" VAT (HA 103)	ACM		50	See General Note 2
	5TH FLOOR - SELECTIVE REMOVAL PLAN THROUGHOUT	Door core insulation	PACM		84	
	COURTROOM 524	Backing associated with marble wall	PACM		42	

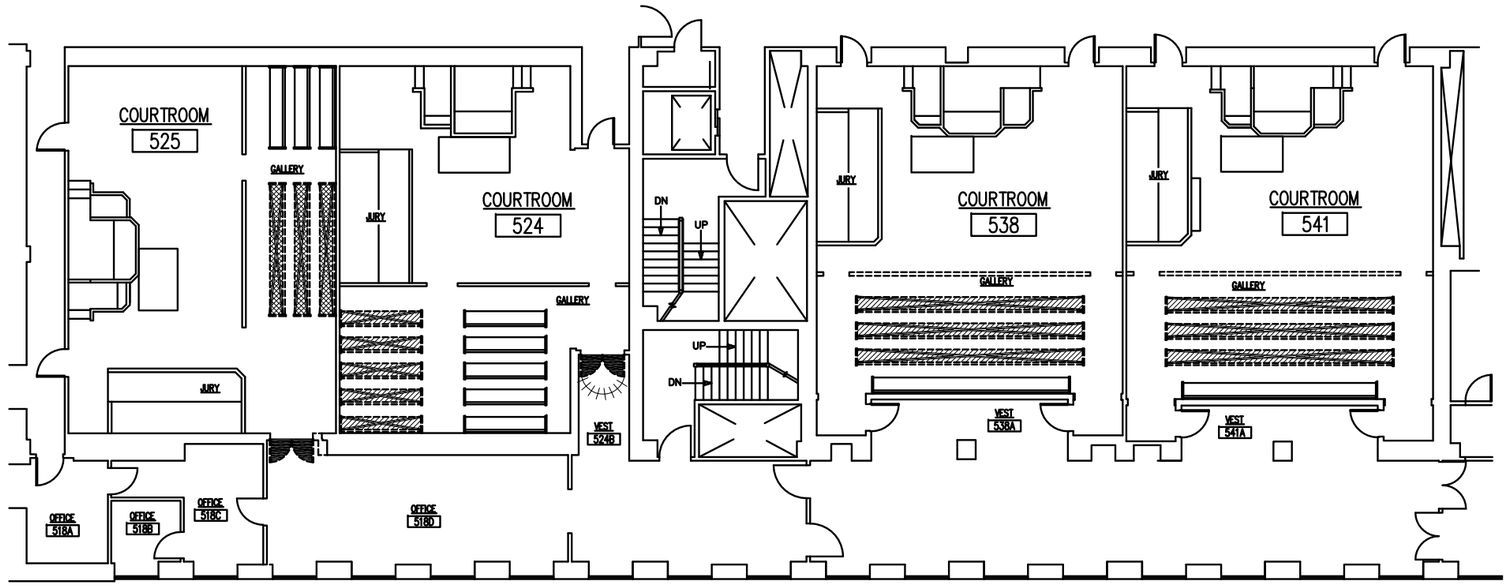

1 / H137 5TH FLOOR ASBESTOS REMOVAL PLAN
SCALE: N.T.S.

KING'S COUNTY SUPREME COURT
360 Adams Street
Brooklyn, NY 11201

PRECISION ENVIRONMENTAL INC.
36-15A 23rd Street
Long Island City, NY 11106
Tel: 718.383.2626, Fax: 718.383.7780
www.precision-enviro.com

No. Date Revision

SCALE:	NOT TO SCALE
DESIGNER:	MICHAEL PARPOUNAS
DRAWN BY:	CHRISTOPHER PLUMB
CHECKED BY:	CHRISTOPHER MIKIL
DATE:	22 MAR 2023

PROJECT: KING'S COUNTY SUPREME COURT BUILDING ACCESIBILITY RENOVATIONS
ADDRESS: 360 ADAMS STREET BROOKLYN, NY 11201
DRAWING TITLE: ASBESTOS REMOVAL PLAN

DRAWING No.: H137
PRECISION PROJECT No.: 2352-23-0002

6TH FLOOR KEY PLAN

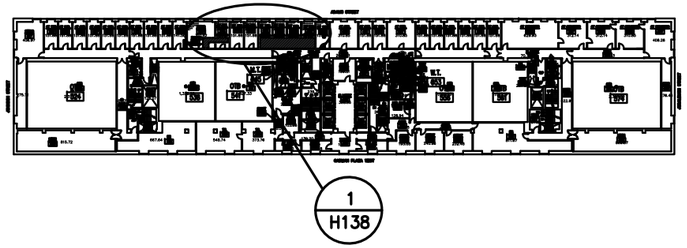

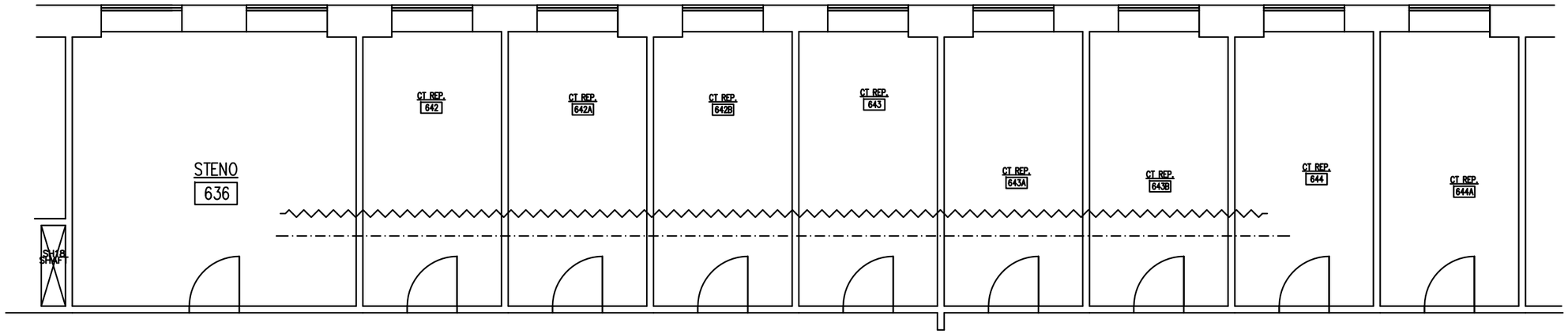

1 / H138 6TH FLOOR ASBESTOS REMOVAL PLAN
SCALE: N.T.S.

GENERAL NOTES

1 - This 12"x12" VFT and associated mastic are non-ACM. However, ACM 9X9 VAT **may** exist underneath the VFT at this location. Contractor and APM shall verify the Presence/Absence of ACM 9X9 VAT under this 12"X12" VFT prior to commence work. If ACM 9X9 VAT are present, all layers of flooring materials adhering to the ACM 9X9 VAT shall be removed and disposed as ACM.

2 - All layers of flooring materials adhering to the ACM 9X9 VAT shall be removed and disposed as ACM

3 - All layers of flooring materials adhering to the ACM 12"X12" VAT and/or associated mastic shall be removed and disposed as ACM

4 - All demolition necessary to access this ACM to establish its presence and for removal it must be conducted within negative pressure enclosures by licensed asbestos handlers. Demolition debris may be disposed of as construction and demolition debris provided the Abatement Project Monitor determines that it is not contaminated with asbestos and there has been no disturbance of ACM within the enclosure. If the demolition debris is determined to be contaminated or ACM has been disturbed, it must be disposed of as RACM asbestos waste.

KEY	LOCATION	MATERIAL DESCRIPTION	MATERIAL CLASSIFICATION	ESTIMATED QUANTITY		NOTES
				LF	SF	
—— · ——	STENO 636	Corrugated pipe insulation and associated joint packing	ACM	18		See General Note 4
~~	STENO 636	Pipe joint associated with fiberglass pipe insulation	????	3		See General Note 4

KING'S COUNTY
SUPREME COURT
360 Adams Street
Brooklyn, NY 11201

PRECISION ENVIRONMENTAL INC.
36-15A 23rd Street
Long Island City, NY 11106
Tel: 718.383.2626, Fax: 718.383.7780
www.precision-enviro.com

No. Date Revision

SCALE:	NOT TO SCALE
DESIGNER:	MICHAEL PARPOUNAS
DRAWN BY:	CHRISTOPHER PLUMB
CHECKED BY:	CHRISTOPHER MIKIL
DATE:	22 MAR 2023

PROJECT: KING'S COUNTY SUPREME COURT BUILDING ACCESIBILITY RENOVATIONS
ADDRESS: 360 ADAMS STREET BROOKLYN, NY 11201

DRAWING TITLE: ASBESTOS REMOVAL PLAN

DRAWING No.: H138

PRECISION PROJECT No.: 2352-23-0002

6TH FLOOR KEY PLAN

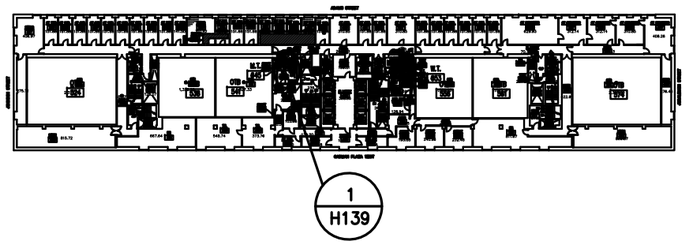

GENERAL NOTES

1 - This 12"x12" VFT and associated mastic are non-ACM. However, ACM 9X9 VAT **may** exist underneath the VFT at this location. Contractor and APM shall verify the Presence/Absence of ACM 9X9 VAT under this 12"X12" VFT prior to commence work. If ACM 9X9 VAT are present, all layers of flooring materials adhering to the ACM 9X9 VAT shall be removed and disposed as ACM.

2 - All layers of flooring materials adhering to the ACM 9X9 VAT shall be removed and disposed as ACM

3 - All layers of flooring materials adhering to the ACM 12"X12" VAT and/or associated mastic shall be removed and disposed as ACM

4 - All demolition necessary to access this ACM to establish its presence and for removal it must be conducted within negative pressure enclosures by licensed asbestos handlers. Demolition debris may be disposed of as construction and demolition debris provided the Abatement Project Monitor determines that it is not contaminated with asbestos and there has been no disturbance of ACM within the enclosure. If the demolition debris is determined to be contaminated or ACM has been disturbed, it must be disposed of as RACM asbestos waste.

KEY	LOCATION	MATERIAL DESCRIPTION	MATERIAL CLASSIFICATION	ESTIMATED QUANTITY		NOTES
				LF	SF	
— · —	WOMEN'S BATHROOM 645	Corrugated pipe insulation and associated joint packing	ACM	18		See General Note 4
~~	WOMEN'S BATHROOM 645	Pipe joint associated with fiberglass pipe insulation	ACM	3		See General Note 4
⊕	WOMEN'S BATHROOM 645	Mastic associated with bathroom mirrors	????		4	
◜	6TH FLOOR - SELECTIVE REMOVAL PLAN THROUGHOUT	Door core insulation	????		21	
☆	WOMEN'S BATHROOM 645	Backing associated with concrete door saddle	PACM		1	
▨	CORRIDOR OUTSIDE WOMEN'S BATHROOM 645	12" x 12" VFT (HA 72) and associated Mastic (HA 73)	PACM Contaminated		4	See General Note 1

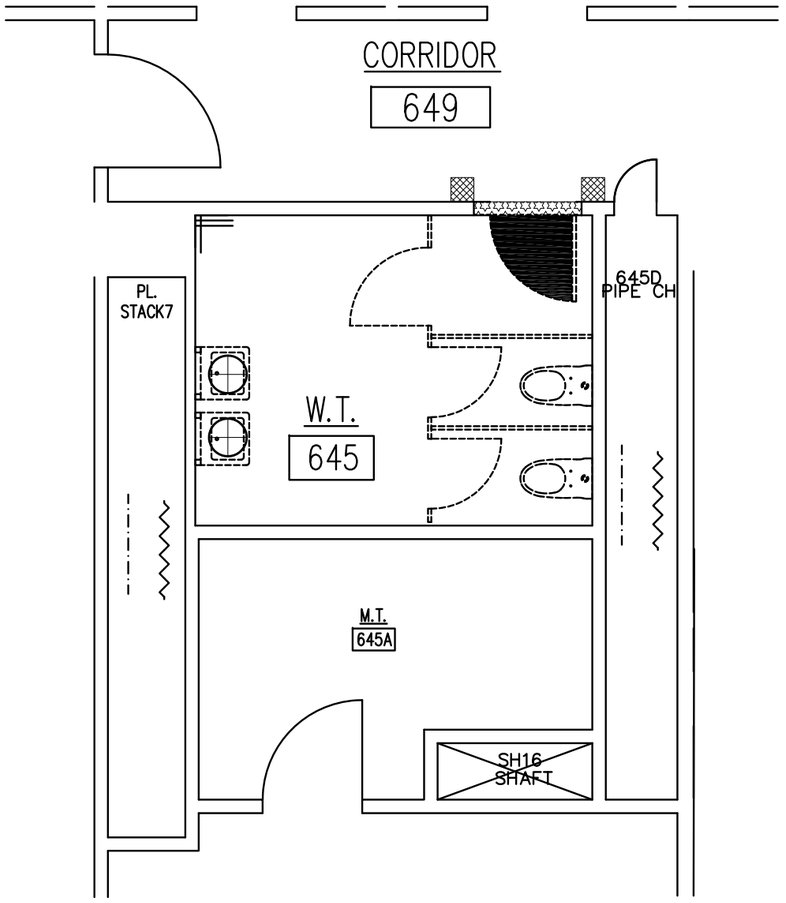

1 / H139 — 6TH FLOOR ASBESTOS REMOVAL PLAN
SCALE: N.T.S.

KING'S COUNTY
SUPREME COURT
360 Adams Street
Brooklyn, NY 11201

PRECISION ENVIRONMENTAL INC.
36-15A 23rd Street
Long Island City, NY 11106
Tel: 718.383.2626, Fax: 718.383.7780
www.precision-enviro.com

No. Date Revision

SCALE:	NOT TO SCALE
DESIGNER:	MICHAEL PARPOUNAS
DRAWN BY:	CHRISTOPHER PLUMB
CHECKED BY:	CHRISTOPHER MIKIL
DATE:	22 MAR 2023

PROJECT: KING'S COUNTY SUPREME COURT BUILDING ACCESIBILITY RENOVATIONS
ADDRESS: 360 ADAMS STREET BROOKLYN, NY 11201
DRAWING TITLE: **ASBESTOS REMOVAL PLAN**

DRAWING No.: **H139**
PRECISION PROJECT No.: 2352-23-0002

6TH FLOOR KEY PLAN

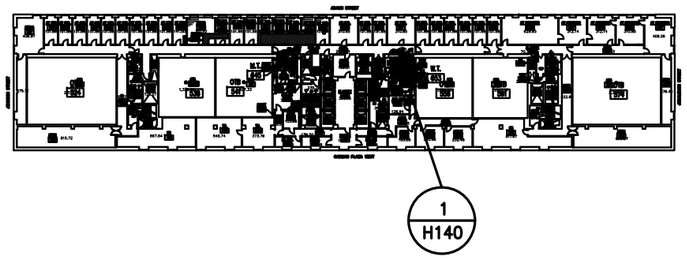

KEY	LOCATION	MATERIAL DESCRIPTION	MATERIAL CLASSIFICATION	ESTIMATED QUANTITY		NOTES
				LF	SF	
—·—	MEN'S BATHROOM 653	Corrugated pipe Insulation and associated joint packing	ACM	18		See General Note 4
~~	MEN'S BATHROOM 653	Pipe joint associated with fiberglass pipe Insulation	ACM	3		See General Note 4
●	MEN'S BATHROOM 653, VESTIBULE 653A	Electrical wiring insulation	ACM	300		See General Note 4
⊕	MEN'S BATHROOM 653	Mastic associated with bathroom mirrors	PACM		4	
◗	6TH FLOOR - SELECTIVE REMOVAL PLAN THROUGHOUT	Door core insulation	PACM		63	
✡	VESTIBULE 653A, STORAGE ROOM 653B	Backing associated with concrete door saddle	PACM		2	
▨	CORRIDOR OUTSIDE STORAGE ROOM 653B	12" x 12" VFT (HA 72) and associated Mastic (HA 73)	PACM Contaminated		10	See General Note 1
▦	VESTIBULE 653A	Ceramic wall tile base-backing	ACM		30	

GENERAL NOTES

1 - This 12"x12" VFT and associated mastic are non-ACM. However, ACM 9X9 VAT **may** exist underneath the VFT at this location. Contractor and APM shall verify the Presence/Absence of ACM 9X9 VAT under this 12"X12" VFT prior to commence work. If ACM 9X9 VAT are present, all layers of flooring materials adhering to the ACM 9X9 VAT shall be removed and disposed as ACM.

2 - All layers of flooring materials adhering to the ACM 9X9 VAT shall be removed and disposed as ACM

3 - All layers of flooring materials adhering to the ACM 12"X12" VAT and/or associated mastic shall be removed and disposed as ACM

4 - All demolition necessary to access this ACM to establish its presence and for removal it must be conducted within negative pressure enclosures by licensed asbestos handlers. Demolition debris may be disposed of as construction and demolition debris provided the Abatement Project Monitor determines that it is not contaminated with asbestos and there has been no disturbance of ACM within the enclosure. If the demolition debris is determined to be contaminated or ACM has been disturbed, it must be disposed of as RACM asbestos waste.

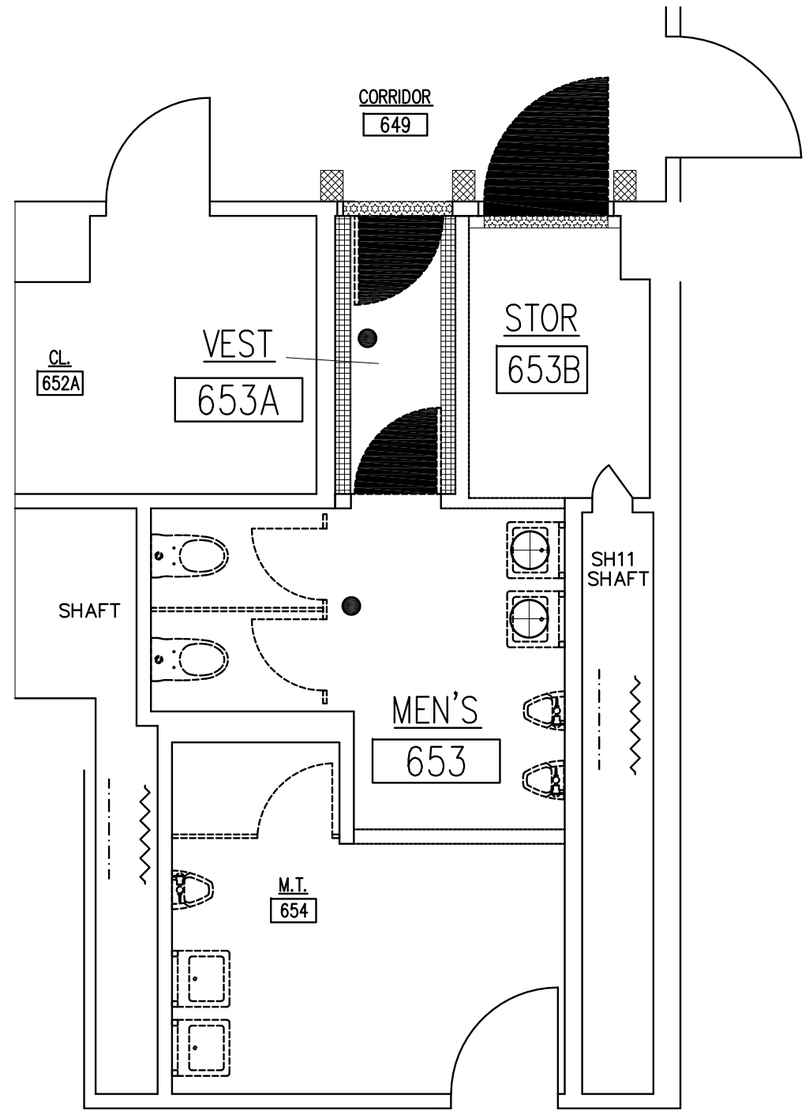

1 / H140 6TH FLOOR ASBESTOS REMOVAL PLAN
SCALE: N.T.S.

KING'S COUNTY SUPREME COURT
360 Adams Street
Brooklyn, NY 11201

PRECISION ENVIRONMENTAL INC.
36-15A 23rd Street
Long Island City, NY 11106
Tel: 718.383.2626, Fax: 718.383.7780
www.precision-enviro.com

No. Date Revision

SCALE:	NOT TO SCALE
DESIGNER:	MICHAEL PARPOUNAS
DRAWN BY:	CHRISTOPHER PLUMB
CHECKED BY:	CHRISTOPHER MIKIL
DATE:	22 MAR 2023

PROJECT: KING'S COUNTY SUPREME COURT BUILDING ACCESIBILITY RENOVATIONS
ADDRESS: 360 ADAMS STREET BROOKLYN, NY 11201

DRAWING TITLE: ASBESTOS REMOVAL PLAN

DRAWING No.: **H140**

PRECISION PROJECT No.: 2352-23-0002

7TH FLOOR KEY PLAN

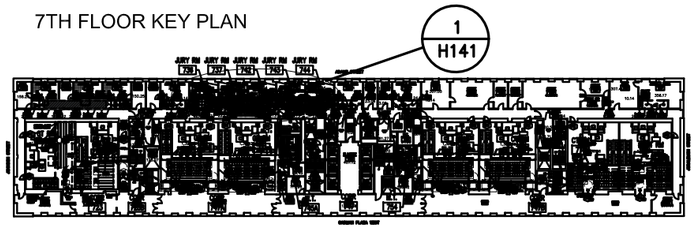

KEY	LOCATION	MATERIAL DESCRIPTION	MATERIAL CLASSIFICATION	ESTIMATED QUANTITY LF	ESTIMATED QUANTITY SF	NOTES
— · —	WOMEN'S ROOM 736B, 737B, 742B,743B, 744B, MEN'S BATHROOM 736C, 737C, 742C, 743C, 744C	Corrugated pipe insulation and associated joint packing	ACM	180		See General Note 4
~~		Pipe joint associated with fiberglass pipe insulation	ACM	30		See General Note 4
●	JURY ROOMS 736, 737, 742, 743, 744	Electrical wiring insulation	ACM	750		See General Note 4
⊕	WOMEN'S ROOM 736B, 737B, 742B,743B, 744B, MEN'S BATHROOM 736C, 737C, 742C, 743C, 744C	Mastic associated with bathroom mirrors	PACM		20	
◗	7TH FLOOR - SELECTIVE REMOVAL PLAN THROUGHOUT	Door core insulation	PACM		315	
✡	WOMEN'S ROOM 736B, 737B, 742B,743B, 744B, MEN'S BATHROOM 736C, 737C, 742C, 743C, 744C	Backing associated with concrete door saddle	PACM		10	
▨	JURY ROOM 736, 737 742, 743 VESTIBULE 736A, 737A, 742A, 743A	12"x12" VFT (HA 76) and associated mastic (HA 77)	PACM CONTAMINATED		96	See General Note 1
▨	CORRIDOR OUTSIDE JURY ROOM 736, 737, 742, 743, 744	12"x12" VFT (HA 78) and associated mastic (HA 79)	PACM CONTAMINATED		50	See General Note 1
⬡	JURY ROOM 744, VESTIBULE 744A	12"x12" VAT (HA 80) and associated mastic (HA 81)	ACM		26	See General Note 3

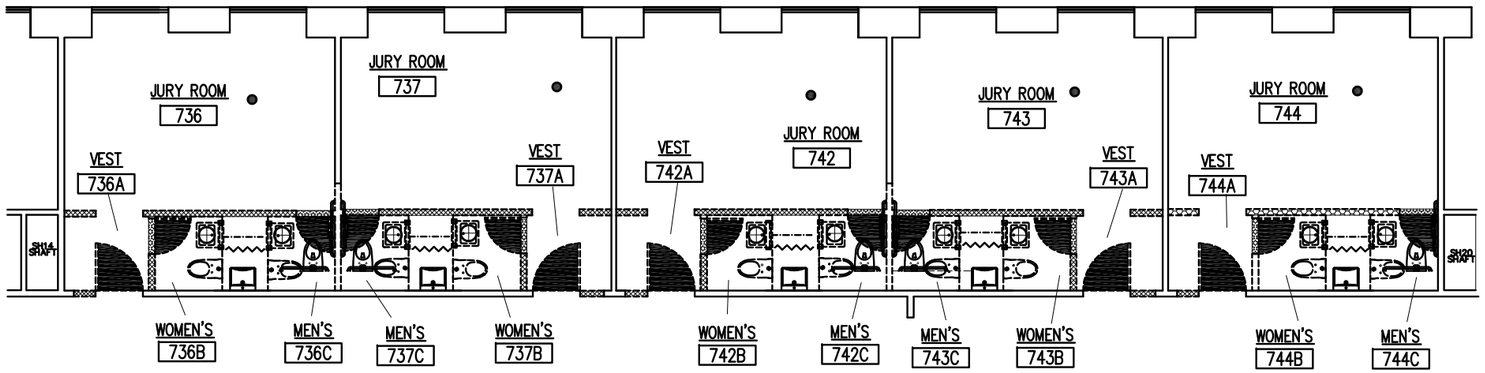

1 / H141 7TH FLOOR ASBESTOS REMOVAL PLAN
SCALE: N.T.S.

GENERAL NOTES

1 - This 12"x12" VFT and associated mastic are non-ACM. However, ACM 9X9 VAT **may** exist underneath the VFT at this location. Contractor and APM shall verify the Presence/Absence of ACM 9X9 VAT under this 12"X12" VFT prior to commence work. If ACM 9X9 VAT are present, all layers of flooring materials adhering to the ACM 9X9 VAT shall be removed and disposed as ACM.

2 - All layers of flooring materials adhering to the ACM 9X9 VAT shall be removed and disposed as ACM

3 - All layers of flooring materials adhering to the ACM 12"X12" VAT and/or associated mastic shall be removed and disposed as ACM

4 - All demolition necessary to access this ACM to establish its presence and for removal it must be conducted within negative pressure enclosures by licensed asbestos handlers. Demolition debris may be disposed of as construction and demolition debris provided the Abatement Project Monitor determines that it is not contaminated with asbestos and there has been no disturbance of ACM within the enclosure. If the demolition debris is determined to be contaminated or ACM has been disturbed, it must be disposed of as RACM asbestos waste.

KING'S COUNTY SUPREME COURT
360 Adams Street
Brooklyn, NY 11201

PRECISION ENVIRONMENTAL INC.
36-15A 23rd Street
Long Island City, NY 11106
Tel: 718.383.2626, Fax: 718.383.7780
www.precision-enviro.com

No. Date Revision

SCALE:	NOT TO SCALE
DESIGNER:	MICHAEL PARPOUNAS
DRAWN BY:	CHRISTOPHER PLUMB
CHECKED BY:	CHRISTOPHER MIKIL
DATE:	22 MAR 2023

PROJECT: KING'S COUNTY SUPREME COURT BUILDING ACCESIBILITY RENOVATIONS
ADDRESS: 360 ADAMS STREET BROOKLYN, NY 11201

DRAWING TITLE: **ASBESTOS REMOVAL PLAN**

DRAWING No.: **H141**

PRECISION PROJECT No.: 2352-23-0002

7TH FLOOR KEY PLAN

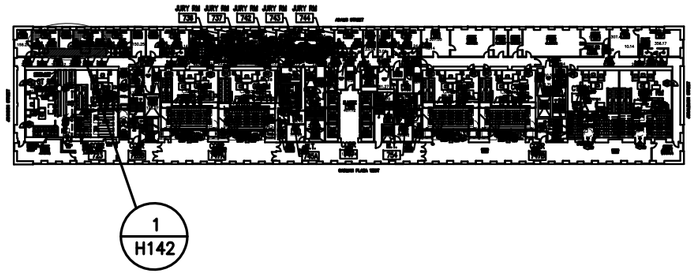

1
H142

GENERAL NOTES

1 - This 12"x12" VFT and associated mastic are non-ACM. However, ACM 9X9 VAT **may** exist underneath the VFT at this location. Contractor and APM shall verify the Presence/Absence of ACM 9X9 VAT under this 12"X12" VFT prior to commence work. If ACM 9X9 VAT are present, all layers of flooring materials adhering to the ACM 9X9 VAT shall be removed and disposed as ACM.

2 - All layers of flooring materials adhering to the ACM 9X9 VAT shall be removed and disposed as ACM

3 - All layers of flooring materials adhering to the ACM 12"X12" VAT and/or associated mastic shall be removed and disposed as ACM

4 - All demolition necessary to access this ACM to establish its presence and for removal it must be conducted within negative pressure enclosures by licensed asbestos handlers. Demolition debris may be disposed of as construction and demolition debris provided the Abatement Project Monitor determines that it is not contaminated with asbestos and there has been no disturbance of ACM within the enclosure. If the demolition debris is determined to be contaminated or ACM has been disturbed, it must be disposed of as RACM asbestos waste.

KEY	LOCATION	MATERIAL DESCRIPTION	MATERIAL CLASSIFICATION	ESTIMATED QUANTITY		NOTES
				LF	SF	
—— · ——	JUDGE'S CHAMBER 726	Corrugated pipe insulation and associated joint packing	ACM	18		See General Note 4
~~	JUDGE'S CHAMBER 726	Pipe joint associated with fiberglass pipe insulation	ACM	3		See General Note 4

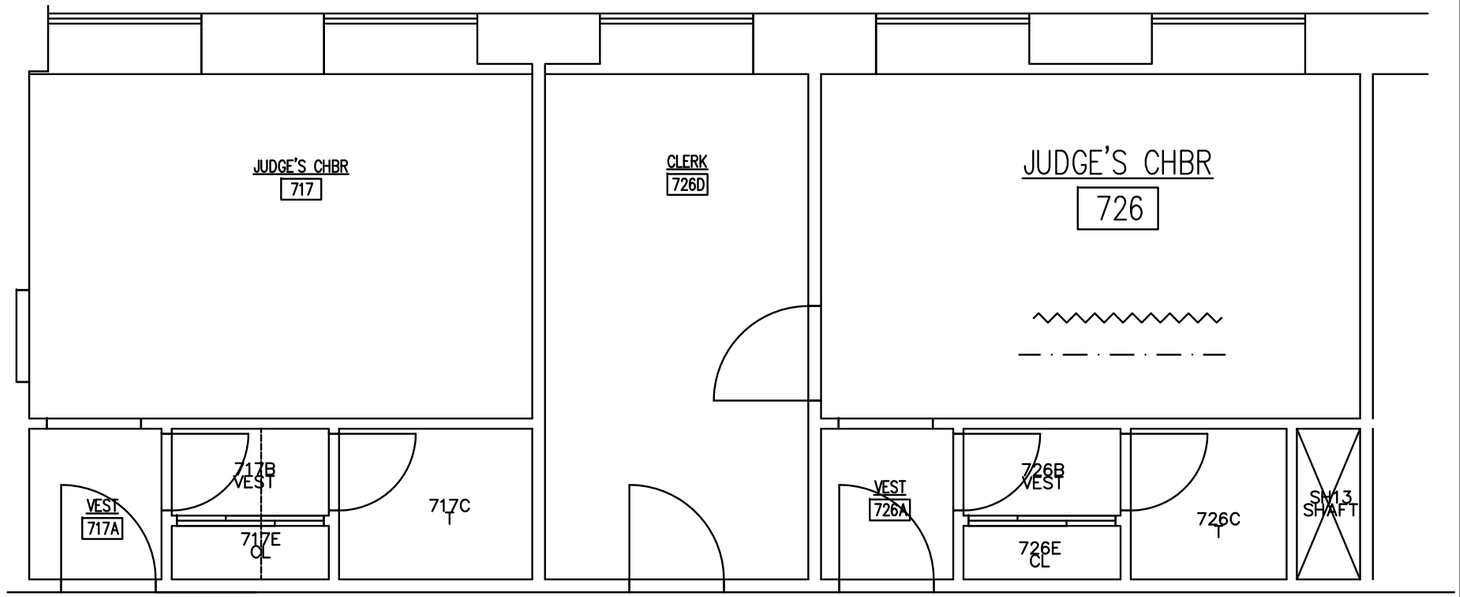

1
H142
7TH FLOOR ASBESTOS REMOVAL PLAN
SCALE: N.T.S.

KING'S COUNTY
SUPREME COURT
360 Adams Street
Brooklyn, NY 11201

PRECISION ENVIRONMENTAL INC.
36-15A 23rd Street
Long Island City, NY 11106
Tel: 718.383.2626, Fax: 718.383.7780
www.precision-enviro.com

No. Date Revision

SCALE:	NOT TO SCALE
DESIGNER:	MICHAEL PARPOUNAS
DRAWN BY:	CHRISTOPHER PLUMB
CHECKED BY:	CHRISTOPHER MIKIL
DATE:	22 MAR 2023

PROJECT: KING'S COUNTY SUPREME COURT BUILDING ACCESIBILITY RENOVATIONS
ADDRESS: 360 ADAMS STREET
BROOKLYN, NY 11201

DRAWING TITLE:
ASBESTOS REMOVAL PLAN

DRAWING No.:
H142

PRECISION PROJECT No.:
2352-23-0002

7TH FLOOR KEY PLAN

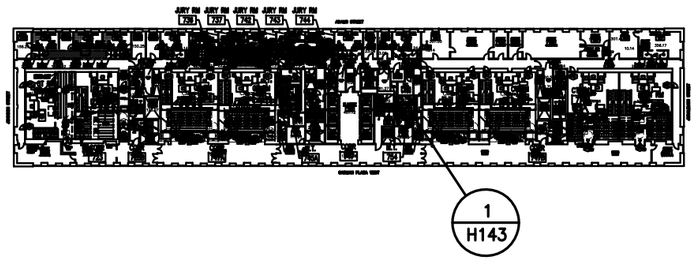

GENERAL NOTES

1 - This 12"x12" VFT and associated mastic are non-ACM. However, ACM 9X9 VAT **may** exist underneath the VFT at this location. Contractor and APM shall verify the Presence/Absence of ACM 9X9 VAT under this 12"X12" VFT prior to commence work. If ACM 9X9 VAT are present, all layers of flooring materials adhering to the ACM 9X9 VAT shall be removed and disposed as ACM.

2 - All layers of flooring materials adhering to the ACM 9X9 VAT shall be removed and disposed as ACM

3 - All layers of flooring materials adhering to the ACM 12"X12" VAT and/or associated mastic shall be removed and disposed as ACM

4 - All demolition necessary to access this ACM to establish its presence and for removal it must be conducted within negative pressure enclosures by licensed asbestos handlers. Demolition debris may be disposed of as construction and demolition debris provided the Abatement Project Monitor determines that it is not contaminated with asbestos and there has been no disturbance of ACM within the enclosure. If the demolition debris is determined to be contaminated or ACM has been disturbed, it must be disposed of as RACM asbestos waste.

KEY	LOCATION	MATERIAL DESCRIPTION	MATERIAL CLASSIFICATION	ESTIMATED QUANTITY		NOTES
				LF	SF	
— · —	MEN'S BATHROOM 754	Corrugated pipe insulation and associated joint packing	ACM	18		See General Note 4
~~	MEN'S BATHROOM 754	Pipe joint associated with fiberglass pipe insulation	ACM	3		See General Note 4
⊕	MEN'S BATHROOM 754	Mastic associated with bathroom mirrors	PACM		8	

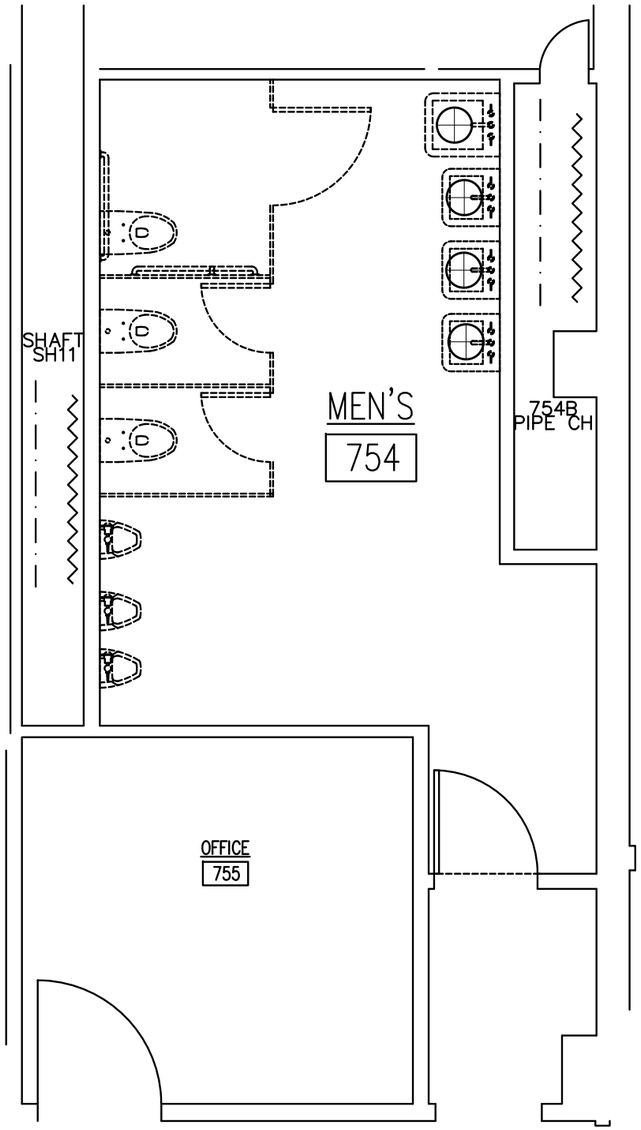

1 / H143 — 7TH FLOOR ASBESTOS REMOVAL PLAN
SCALE: N.T.S.

KING'S COUNTY SUPREME COURT
360 Adams Street
Brooklyn, NY 11201

PRECISION ENVIRONMENTAL INC.
36-15A 23rd Street
Long Island City, NY 11106
Tel: 718.383.2626, Fax: 718.383.7780
www.precision-enviro.com

No. Date Revision

SCALE:	NOT TO SCALE
DESIGNER:	MICHAEL PARPOUNAS
DRAWN BY:	CHRISTOPHER PLUMB
CHECKED BY:	CHRISTOPHER MIKIL
DATE:	22 MAR 2023

PROJECT: KING'S COUNTY SUPREME COURT BUILDING ACCESIBILITY RENOVATIONS
ADDRESS: 360 ADAMS STREET BROOKLYN, NY 11201
DRAWING TITLE: **ASBESTOS REMOVAL PLAN**

DRAWING No.: **H143**
PRECISION PROJECT No.: 2352-23-0002

7TH FLOOR KEY PLAN

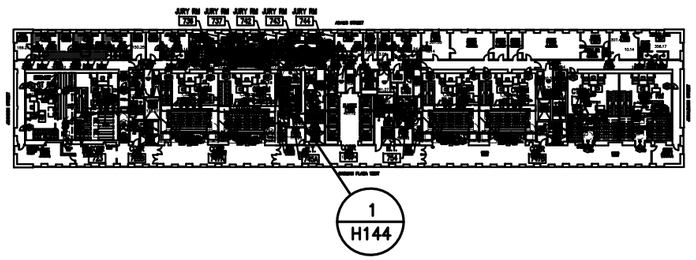

GENERAL NOTES

1 - This 12"x12" VFT and associated mastic are non-ACM. However, ACM 9X9 VAT **may** exist underneath the VFT at this location. Contractor and APM shall verify the Presence/Absence of ACM 9X9 VAT under this 12"X12" VFT prior to commence work. If ACM 9X9 VAT are present, all layers of flooring materials adhering to the ACM 9X9 VAT shall be removed and disposed as ACM.

2 - All layers of flooring materials adhering to the ACM 9X9 VAT shall be removed and disposed as ACM

3 - All layers of flooring materials adhering to the ACM 12"X12" VAT and/or associated mastic shall be removed and disposed as ACM

4 - All demolition necessary to access this ACM to establish its presence and for removal it must be conducted within negative pressure enclosures by licensed asbestos handlers. Demolition debris may be disposed of as construction and demolition debris provided the Abatement Project Monitor determines that it is not contaminated with asbestos and there has been no disturbance of ACM within the enclosure. If the demolition debris is determined to be contaminated or ACM has been disturbed, it must be disposed of as RACM asbestos waste.

KEY	LOCATION	MATERIAL DESCRIPTION	MATERIAL CLASSIFICATION	ESTIMATED QUANTITY		NOTES
				LF	SF	
— · —	WOMEN'S BATHROOM 745A	Corrugated pipe insulation and associated joint packing	ACM	18		See General Note 4
~~	WOMEN'S BATHROOM 745A	Pipe joint associated with fiberglass pipe insulation	ACM	3		See General Note 4
⊕	WOMEN'S BATHROOM 745A	Mastic associated with bathroom mirrors	PACM		8	
▦	VESTIBULE 745B	Ceramic wall tile base-backing	ACM		30	

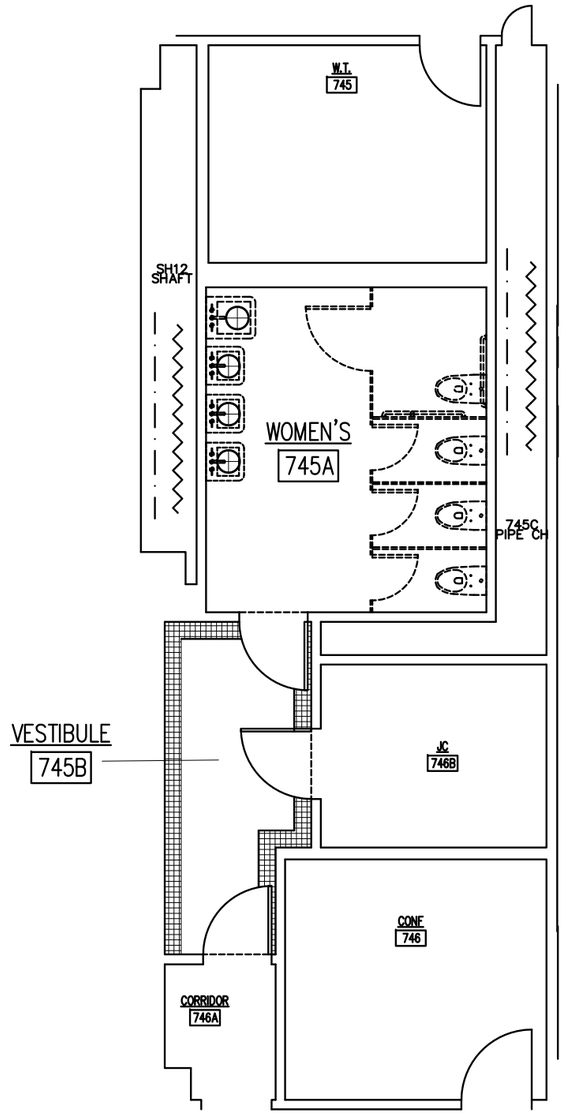

1 / H144 — 7TH FLOOR ASBESTOS REMOVAL PLAN
SCALE: N.T.S.

KING'S COUNTY
SUPREME COURT
360 Adams Street
Brooklyn, NY 11201

PRECISION ENVIRONMENTAL INC.
36-15A 23rd Street
Long Island City, NY 11106
Tel: 718.383.2626, Fax: 718.383.7780
www.precision-enviro.com

No. Date Revision

SCALE:	NOT TO SCALE
DESIGNER:	MICHAEL PARPOUNAS
DRAWN BY:	CHRISTOPHER PLUMB
CHECKED BY:	CHRISTOPHER MIKIL
DATE:	22 MAR 2023

PROJECT: KING'S COUNTY SUPREME COURT BUILDING ACCESIBILITY RENOVATIONS
ADDRESS: 360 ADAMS STREET BROOKLYN, NY 11201

DRAWING TITLE: **ASBESTOS REMOVAL PLAN**

DRAWING No.: **H144**

PRECISION PROJECT No.: 2352-23-0002

7TH FLOOR KEY PLAN

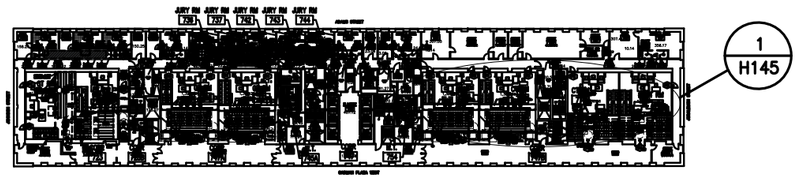

GENERAL NOTES

1 - This 12"x12" VFT and associated mastic are non-ACM. However, ACM 9X9 VAT **may** exist underneath the VFT at this location. Contractor and APM shall verify the Presence/Absence of ACM 9X9 VAT under this 12"X12" VFT prior to commence work. If ACM 9X9 VAT are present, all layers of flooring materials adhering to the ACM 9X9 VAT shall be removed and disposed as ACM.

2 - All layers of flooring materials adhering to the ACM 9X9 VAT shall be removed and disposed as ACM

3 - All layers of flooring materials adhering to the ACM 12"X12" VAT and/or associated mastic shall be removed and disposed as ACM

4 - All demolition necessary to access this ACM to establish its presence and for removal it must be conducted within negative pressure enclosures by licensed asbestos handlers. Demolition debris may be disposed of as construction and demolition debris provided the Abatement Project Monitor determines that it is not contaminated with asbestos and there has been no disturbance of ACM within the enclosure. If the demolition debris is determined to be contaminated or ACM has been disturbed, it must be disposed of as RACM asbestos waste.

KEY	LOCATION	MATERIAL DESCRIPTION	MATERIAL CLASSIFICATION	ESTIMATED QUANTITY		NOTES
				LF	SF	
	COURTROOMS 756, 761, 774, 775	Backing associated with courtroom benches	PACM		140	
	COURTROOMS 756, 761	9"x9" VAT (HA 103)	ACM		100	See General Note 2
	COURTROOMS 774, 775	12"x12" VFT (HA 82) and associated mastic (HA 83)	PACM Contaminated		40	See General Note 1

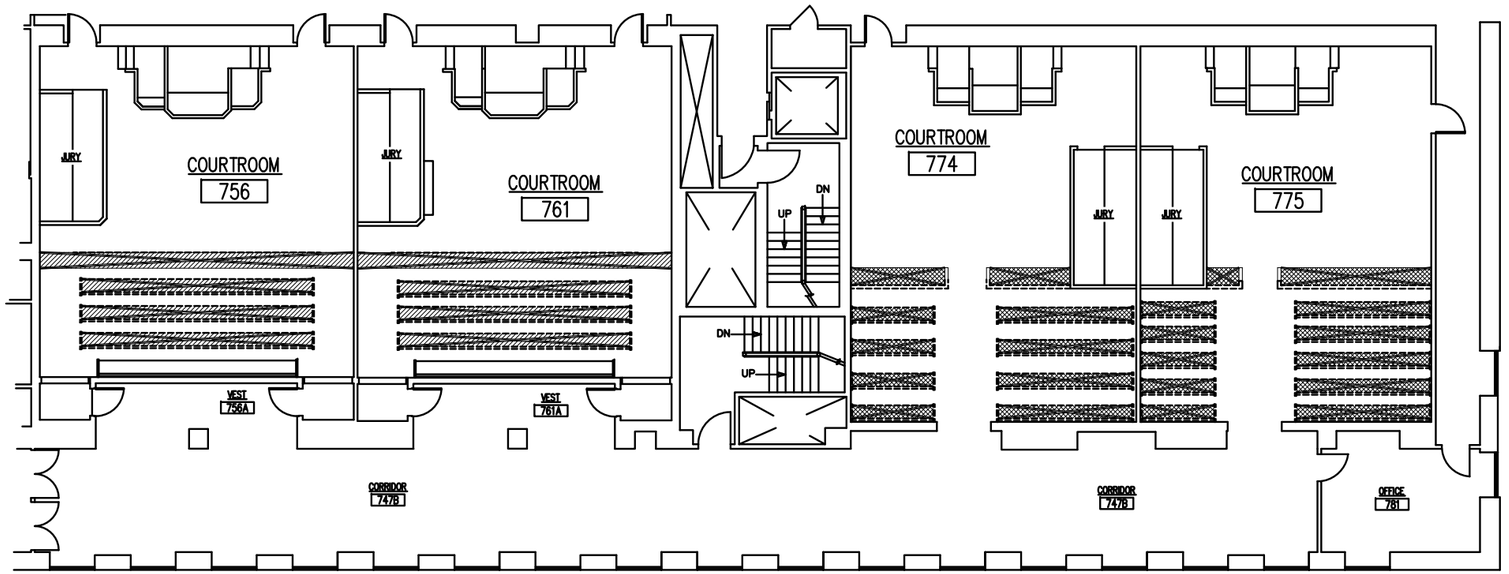

1 / H145 **7TH FLOOR ASBESTOS REMOVAL PLAN**
SCALE: N.T.S.

KING'S COUNTY SUPREME COURT
360 Adams Street
Brooklyn, NY 11201

PRECISION ENVIRONMENTAL INC.
36-15A 23rd Street
Long Island City, NY 11106
Tel: 718.383.2626, Fax: 718.383.7780
www.precision-enviro.com

No. Date Revision

SCALE:	NOT TO SCALE
DESIGNER:	MICHAEL PARPOUNAS
DRAWN BY:	CHRISTOPHER PLUMB
CHECKED BY:	CHRISTOPHER MIKIL
DATE:	22 MAR 2023

PROJECT: KING'S COUNTY SUPREME COURT BUILDING ACCESIBILITY RENOVATIONS
ADDRESS: 360 ADAMS STREET BROOKLYN, NY 11201
DRAWING TITLE: **ASBESTOS REMOVAL PLAN**

DRAWING No.: **H145**
PRECISION PROJECT No.: 2352-23-0002

7TH FLOOR KEY PLAN

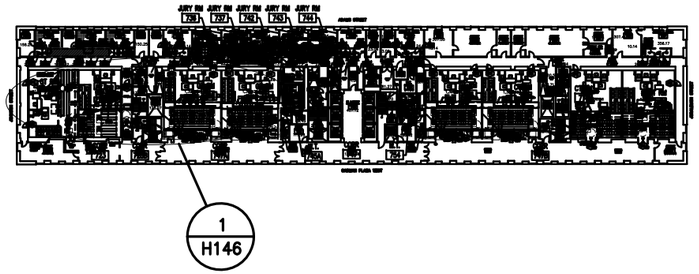

GENERAL NOTES

1 - This 12"x12" VFT and associated mastic are non-ACM. However, ACM 9X9 VAT **may** exist underneath the VFT at this location. Contractor and APM shall verify the Presence/Absence of ACM 9X9 VAT under this 12"X12" VFT prior to commence work. If ACM 9X9 VAT are present, all layers of flooring materials adhering to the ACM 9X9 VAT shall be removed and disposed as ACM.

2 - All layers of flooring materials adhering to the ACM 9X9 VAT shall be removed and disposed as ACM

3 - All layers of flooring materials adhering to the ACM 12"X12" VAT and/or associated mastic shall be removed and disposed as ACM

4 - All demolition necessary to access this ACM to establish its presence and for removal it must be conducted within negative pressure enclosures by licensed asbestos handlers. Demolition debris may be disposed of as construction and demolition debris provided the Abatement Project Monitor determines that it is not contaminated with asbestos and there has been no disturbance of ACM within the enclosure. If the demolition debris is determined to be contaminated or ACM has been disturbed, it must be disposed of as RACM asbestos waste.

KEY	LOCATION	MATERIAL DESCRIPTION	MATERIAL CLASSIFICATION	ESTIMATED QUANTITY		NOTES
				LF	SF	
	7TH FLOOR - COURTROOMS 724, 725, 738, 741	Backing associated with courtroom benches	PACM		200	
	COURTROOM 724	12" x 12" VFT (HA 74) and associated mastic (HA 75)	PACM Contaminated		30	See General Note 1
	COURTROOM 725	9" x 9" VAT (HA 105) and associated mastic (HA 106)	ACM		70	See General Note 2
	COURTROOMS 738, 741	9" x 9" VAT (HA 103)	ACM		100	See General Note 2
	7TH FLOOR - SELECTIVE REMOVAL PLAN THROUGHOUT	Door core insulation	PACM		84	
	VESTIBULE 724B	Backing associated with marble wall	PACM		42	
	COURTROOM 724	Caulking associated with gypsum board to wooden wall	ACM		2	

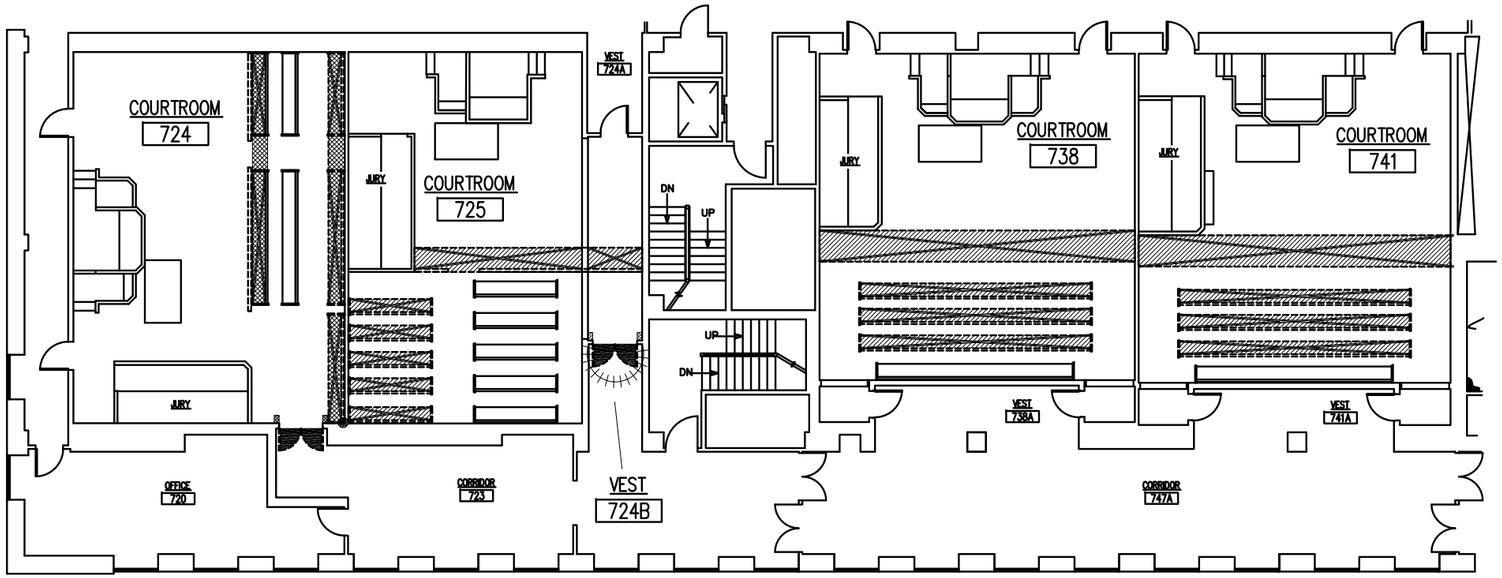

1 / H146 — 7TH FLOOR ASBESTOS REMOVAL PLAN
SCALE: N.T.S.

KING'S COUNTY SUPREME COURT
360 Adams Street
Brooklyn, NY 11201

PRECISION ENVIRONMENTAL INC.
36-15A 23rd Street
Long Island City, NY 11106
Tel: 718.383.2626, Fax: 718.383.7780
www.precision-enviro.com

No. Date Revision

SCALE: NOT TO SCALE
DESIGNER: MICHAEL PARPOUNAS
DRAWN BY: CHRISTOPHER PLUMB
CHECKED BY: CHRISTOPHER MIKIL
DATE: 22 MAR 2023

PROJECT: KING'S COUNTY SUPREME COURT BUILDING ACCESIBILITY RENOVATIONS
ADDRESS: 360 ADAMS STREET BROOKLYN, NY 11201

DRAWING TITLE: ASBESTOS REMOVAL PLAN

DRAWING No.: H146

PRECISION PROJECT No.: 2352-23-0002

8TH FLOOR KEY PLAN

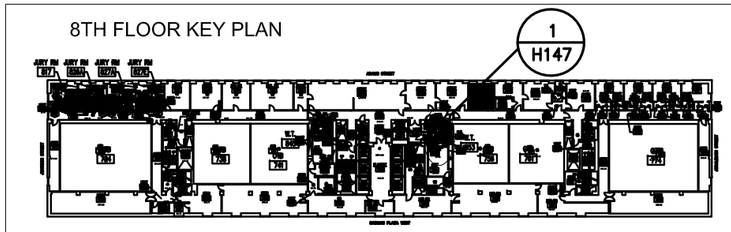

KEY	LOCATION	MATERIAL DESCRIPTION	MATERIAL CLASSIFICATION	ESTIMATED QUANTITY		NOTES
				LF	SF	
— · —	MEN'S BATHROOM 845	Corrugated pipe insulation and associated joint packing	ACM	18		See General Note 4
~~	MEN'S BATHROOM 845	Pipe joint associated with fiberglass pipe insulation	ACM	3		See General Note 4
	8TH FLOOR - SELECTIVE REMOVAL PLAN THROUGHOUT	Door core Insulation	PACM		21	
	VESTIBULE 853C	Backing associated with concrete door saddle	PACM		1	
	CORRIDOR OUTSIDE VESTIBULE 853C	12" x 12" VFT (HA 78) and associated mastic (HA 79)	PACM Contaminated		4	See General Note 1
	VESTIBULE 853C, STORAGE 853B	Electrical wiring insulation	ACM	300		See General Note 4
	8TH FLOOR - ROOM 853	Mastic associated with bathroom mirrors	PACM		2	
	VESTIBULE 853C	Ceramic wall tile base-backing	ACM		30	

GENERAL NOTES

1 - This 12"x12" VFT and associated mastic are non-ACM. However, ACM 9X9 VAT **may** exist underneath the VFT at this location. Contractor and APM shall verify the Presence/Absence of ACM 9X9 VAT under this 12"X12" VFT prior to commence work. If ACM 9X9 VAT are present, all layers of flooring materials adhering to the ACM 9X9 VAT shall be removed and disposed as ACM.

2 - All layers of flooring materials adhering to the ACM 9X9 VAT shall be removed and disposed as ACM

3 - All layers of flooring materials adhering to the ACM 12"X12" VAT and/or associated mastic shall be removed and disposed as ACM

4 - All demolition necessary to access this ACM to establish its presence and for removal it must be conducted within negative pressure enclosures by licensed asbestos handlers. Demolition debris may be disposed of as construction and demolition debris provided the Abatement Project Monitor determines that it is not contaminated with asbestos and there has been no disturbance of ACM within the enclosure. If the demolition debris is determined to be contaminated or ACM has been disturbed, it must be disposed of as RACM asbestos waste.

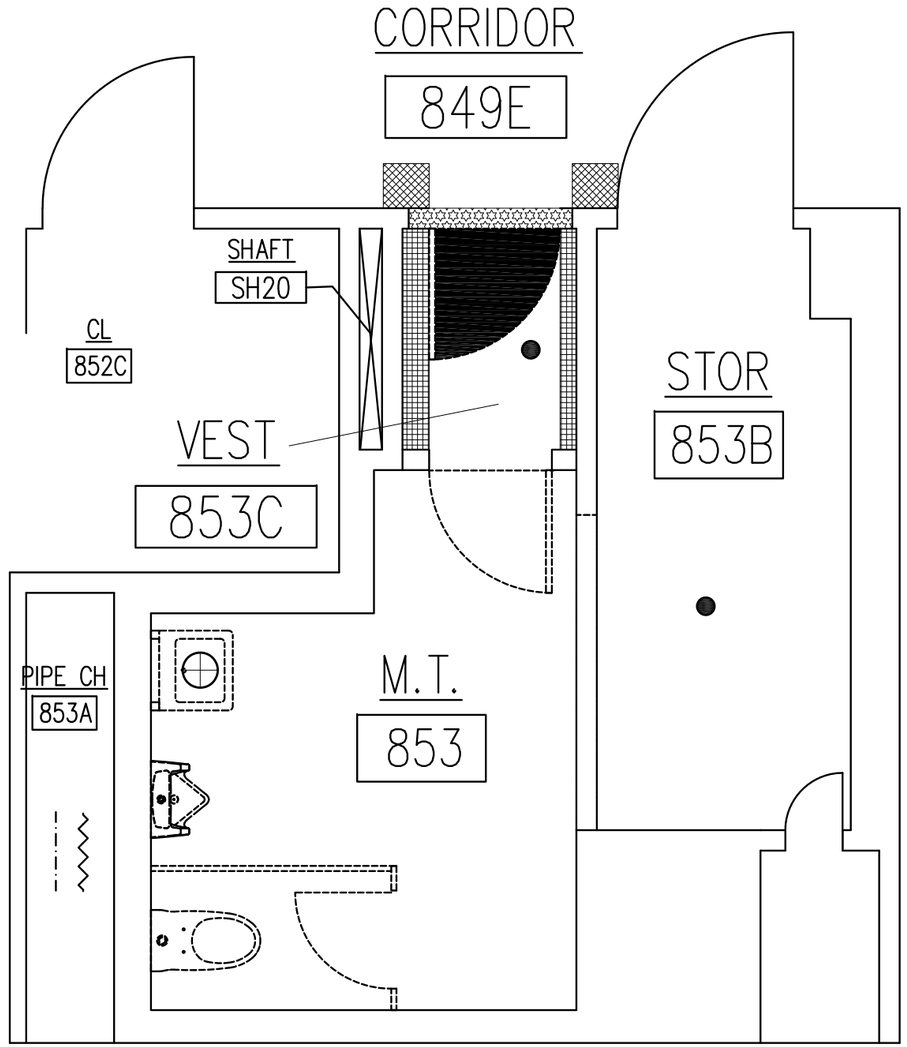

1 / H147 8TH FLOOR ASBESTOS REMOVAL PLAN
SCALE: N.T.S.

KING'S COUNTY SUPREME COURT
360 Adams Street
Brooklyn, NY 11201

PRECISION ENVIRONMENTAL INC.
36-15A 23rd Street
Long Island City, NY 11106
Tel: 718.383.2626, Fax: 718.383.7780
www.precision-enviro.com

No. Date Revision

SCALE:	NOT TO SCALE
DESIGNER:	MICHAEL PARPOUNAS
DRAWN BY:	CHRISTOPHER PLUMB
CHECKED BY:	CHRISTOPHER MIKIL
DATE:	22 MAR 2023

PROJECT: KING'S COUNTY SUPREME COURT BUILDING ACCESIBILITY RENOVATIONS
ADDRESS: 360 ADAMS STREET BROOKLYN, NY 11201

DRAWING TITLE: ASBESTOS REMOVAL PLAN

DRAWING No.: H147

PRECISION PROJECT No.: 2352-23-0002

8TH FLOOR KEY PLAN

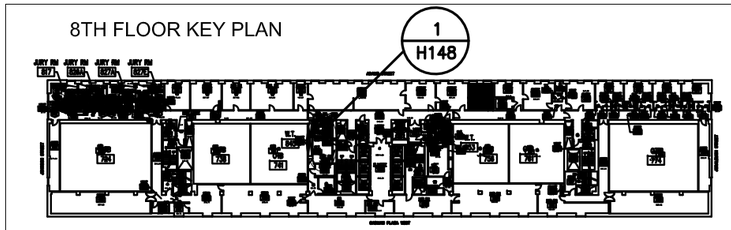

GENERAL NOTES

1 - This 12"x12" VFT and associated mastic are non-ACM. However, ACM 9X9 VAT **may** exist underneath the VFT at this location. Contractor and APM shall verify the Presence/Absence of ACM 9X9 VAT under this 12"X12" VFT prior to commence work. If ACM 9X9 VAT are present, all layers of flooring materials adhering to the ACM 9X9 VAT shall be removed and disposed as ACM.

2 - All layers of flooring materials adhering to the ACM 9X9 VAT shall be removed and disposed as ACM

3 - All layers of flooring materials adhering to the ACM 12"X12" VAT and/or associated mastic shall be removed and disposed as ACM

4 - All demolition necessary to access this ACM to establish its presence and for removal it must be conducted within negative pressure enclosures by licensed asbestos handlers. Demolition debris may be disposed of as construction and demolition debris provided the Abatement Project Monitor determines that it is not contaminated with asbestos and there has been no disturbance of ACM within the enclosure. If the demolition debris is determined to be contaminated or ACM has been disturbed, it must be disposed of as RACM asbestos waste.

KEY	LOCATION	MATERIAL DESCRIPTION	MATERIAL CLASSIFICATION	ESTIMATED QUANTITY		NOTES
				LF	SF	
— · —	WOMEN'S BATHROOM 845	Corrugated pipe insulation and associated joint packing	ACM	18		See General Note 4
~~	WOMEN'S BATHROOM 845	Pipe joint associated with fiberglass pipe insulation	ACM	3		See General Note 4
	8TH FLOOR - SELECTIVE REMOVAL PLAN THROUGHOUT	Door core insulation	PACM		21	
	WOMEN'S BATHROOM 845	Backing associated with concrete door saddle	PACM		1	
	CORRIDOR OUTSIDE WOMEN'S BATHROOM 845	12" x 12" VFT (HA 78) and associated mastic (HA 79)	PACM Contaminated		4	See General Note 1
⊕	8TH FLOOR - ROOM 845	Mastic associated with bathroom mirrors	PACM		4	

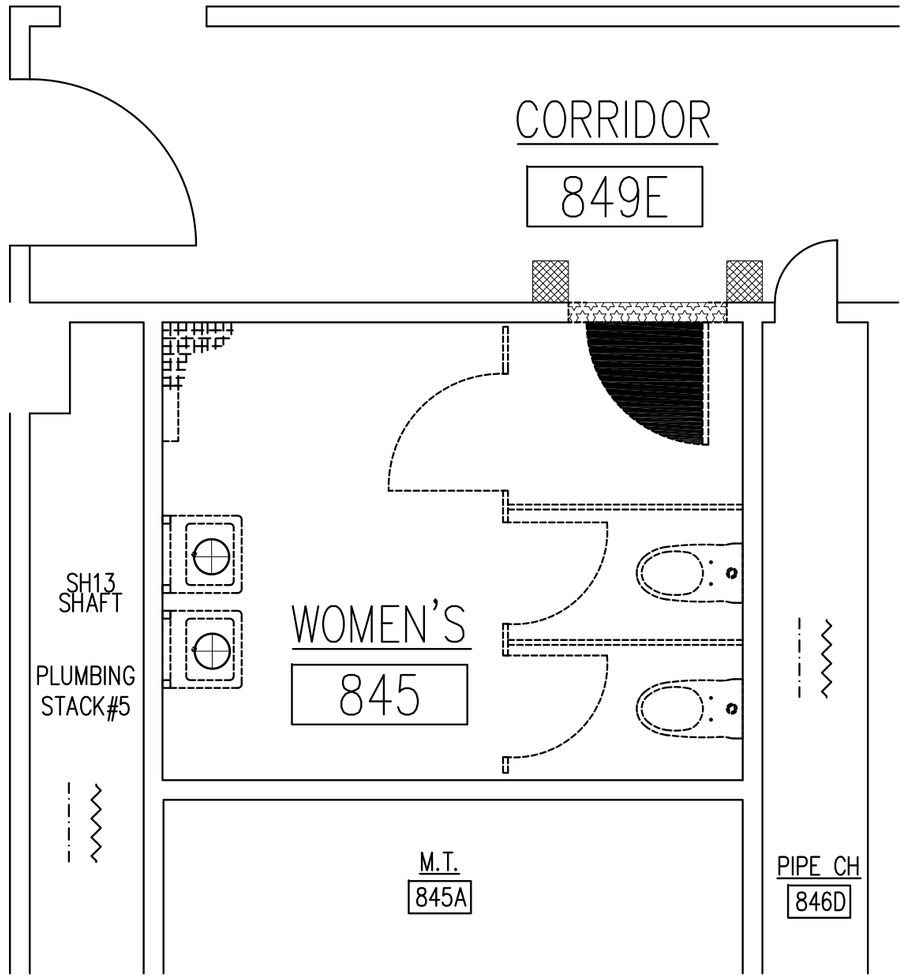

1 / H148 8TH FLOOR ASBESTOS REMOVAL PLAN
SCALE: N.T.S.

KING'S COUNTY
SUPREME COURT
360 Adams Street
Brooklyn, NY 11201

PRECISION ENVIRONMENTAL INC.
36-15A 23rd Street
Long Island City, NY 11106
Tel: 718.383.2626, Fax: 718.383.7780
www.precision-enviro.com

No. Date Revision

SCALE:	NOT TO SCALE
DESIGNER:	MICHAEL PARPOUNAS
DRAWN BY:	CHRISTOPHER PLUMB
CHECKED BY:	CHRISTOPHER MIKIL
DATE:	22 MAR 2023

PROJECT: KING'S COUNTY SUPREME COURT BUILDING ACCESIBILITY RENOVATIONS
ADDRESS: 360 ADAMS STREET BROOKLYN, NY 11201

DRAWING TITLE: **ASBESTOS REMOVAL PLAN**

DRAWING No.: **H148**

PRECISION PROJECT No.: 2352-23-0002

8TH FLOOR KEY PLAN

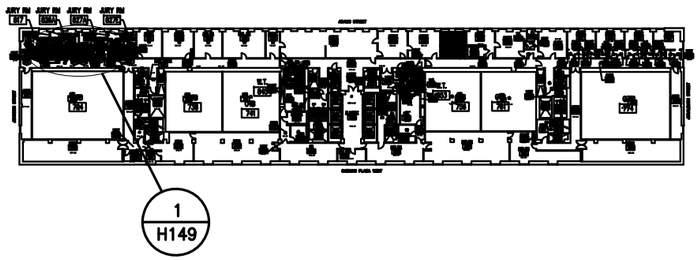

NOTE #	KEY	LOCATION	MATERIAL DESCRIPTION	MATERIAL CLASSIFICATION	ESTIMATED QUANTITY LF	ESTIMATED QUANTITY SF	NOTES
4	— · —	MEN'S BATHROOMS 536C, 543C, 544C WOMEN'S BATHROOM 536B, 543B, 544B	Corrugated pipe insulation and associated joint packing	ACM	120		See General Note 4
5	~~~		Pipe joint associated with fiberglass pipe insulation	ACM	24		See General Note 4
1	●	8TH FLOOR - ROOMS 817, 826A, 827A, 827E	Electrical wiring insulation	ACM	900		See General Note 4
8	▨	CORRIDOR OUTSIDE JURY ROOM 826A, 827A, 827E	12"x12" VAT (HA 78) and associated mastic (HA 79)	PACM CONTAMINATED		12	See General Note 1
8	▨	JURY ROOM 827A, 827E	12"x12" VAT (HA 76) and associated mastic (HA 77)	PACM CONTAMINATED		50	See General Note 1
8	▨	JURY ROOM / VESTIBULE 827A	12"x12" VAT (HA 72) and associated mastic (HA 73)	PACM CONTAMINATED		21	See General Note 1
9	⬡	JURY ROOM 817, 826A AND VESTIBULE 817A, 826A	12"x12" VAT (HA 70) and associated mastic (HA 71)	ACM		42	See General Note 3
15	⊕	8TH FLOOR - ROOMS 817B, 817C, 826B, 826C, 827B, 827C, 827G, 827F	Mastic associated with bathroom mirrors	PACM		16	
11	◗	8TH FLOOR - SELECTIVE REMOVAL PLAN THROUGHOUT	Door core insulation	PACM		231	
14	☆	MEN'S BATHROOM 817C, 826C, 827C, 827G WOMEN'S BATHROOM 817B. 826B, 827B, 827F	Backing associated with concrete door saddle	PACM		8	

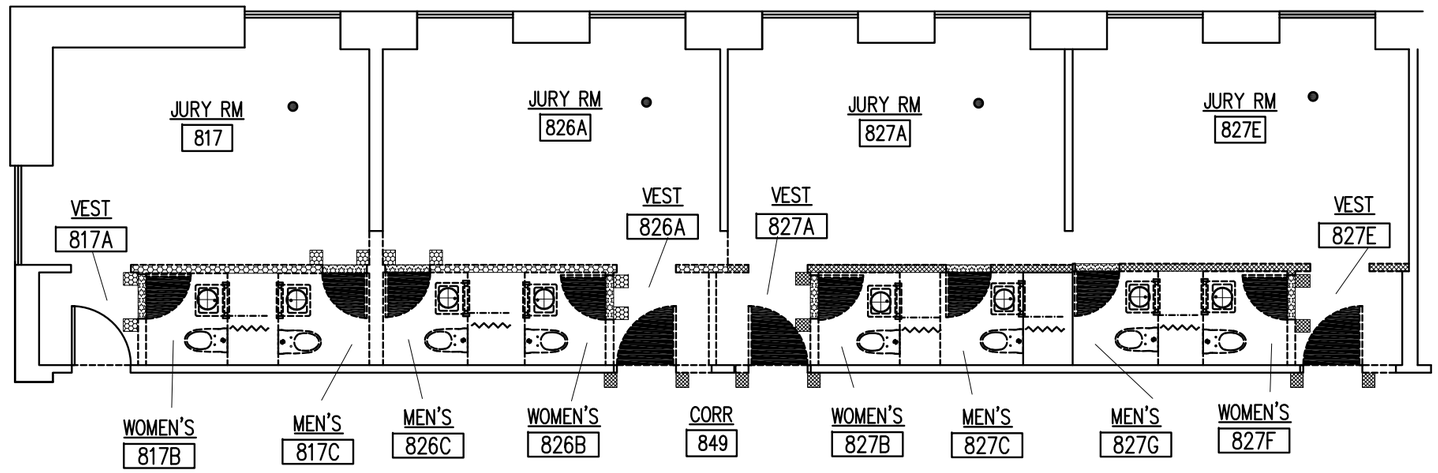

1 / H149 8TH FLOOR ASBESTOS REMOVAL PLAN
SCALE: N.T.S.

GENERAL NOTES

1 - This 12"x12" VFT and associated mastic are non-ACM. However, ACM 9X9 VAT **may** exist underneath the VFT at this location. Contractor and APM shall verify the Presence/Absence of ACM 9X9 VAT under this 12"X12" VFT prior to commence work. If ACM 9X9 VAT are present, all layers of flooring materials adhering to the ACM 9X9 VAT shall be removed and disposed as ACM.

2 - All layers of flooring materials adhering to the ACM 9X9 VAT shall be removed and disposed as ACM

3 - All layers of flooring materials adhering to the ACM 12"X12" VAT and/or associated mastic shall be removed and disposed as ACM

4 - All demolition necessary to access this ACM to establish its presence and for removal it must be conducted within negative pressure enclosures by licensed asbestos handlers. Demolition debris may be disposed of as construction and demolition debris provided the Abatement Project Monitor determines that it is not contaminated with asbestos and there has been no disturbance of ACM within the enclosure. If the demolition debris is determined to be contaminated or ACM has been disturbed, it must be disposed of as RACM asbestos waste.

KING'S COUNTY SUPREME COURT
360 Adams Street
Brooklyn, NY 11201

PRECISION ENVIRONMENTAL INC.
36-15A 23rd Street
Long Island City, NY 11106
Tel: 718.383.2626, Fax: 718.383.7780
www.precision-enviro.com

No. Date Revision

SCALE:	NOT TO SCALE
DESIGNER:	MICHAEL PARPOUNAS
DRAWN BY:	CHRISTOPHER PLUMB
CHECKED BY:	CHRISTOPHER MIKIL
DATE:	22 MAR 2023

PROJECT: KING'S COUNTY SUPREME COURT BUILDING ACCESIBILITY RENOVATIONS
ADDRESS: 360 ADAMS STREET BROOKLYN, NY 11201

DRAWING TITLE: **ASBESTOS REMOVAL PLAN**

DRAWING No.: **H149**

PRECISION PROJECT No.: 2352-23-0002

9TH FLOOR KEY PLAN

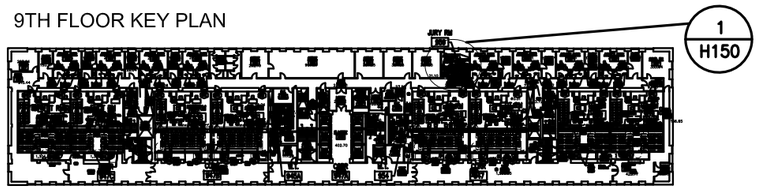

GENERAL NOTES

1 - This 12"x12" VFT and associated mastic are non-ACM. However, ACM 9X9 VAT **may** exist underneath the VFT at this location. Contractor and APM shall verify the Presence/Absence of ACM 9X9 VAT under this 12"X12" VFT prior to commence work. If ACM 9X9 VAT are present, all layers of flooring materials adhering to the ACM 9X9 VAT shall be removed and disposed as ACM.

2 - All layers of flooring materials adhering to the ACM 9X9 VAT shall be removed and disposed as ACM

3 - All layers of flooring materials adhering to the ACM 12"X12" VAT and/or associated mastic shall be removed and disposed as ACM

4 - All demolition necessary to access this ACM to establish its presence and for removal it must be conducted within negative pressure enclosures by licensed asbestos handlers. Demolition debris may be disposed of as construction and demolition debris provided the Abatement Project Monitor determines that it is not contaminated with asbestos and there has been no disturbance of ACM within the enclosure. If the demolition debris is determined to be contaminated or ACM has been disturbed, it must be disposed of as RACM asbestos waste.

KEY	LOCATION	MATERIAL DESCRIPTION	MATERIAL CLASSIFICATION	ESTIMATED QUANTITY		NOTES
				LF	SF	
	CORRIDOR OUTSIDE VESTIBULE 959A	12" x 12" VFT (HA 72) and associated mastic (HA 73)	PACM Contaminated		6	See General Note 1
	JURY ROOM 959	12" x 12" VAT (HA 70) and associated mastic (HA 71)	ACM		20	See General Note 3
	MEN'S BATHROOM 959C, WOMEN'S BATHROOM 959B	Mastic associated with bathroom mirrors	PACM		4	
	9TH FLOOR - SELECTIVE REMOVAL PLAN THROUGHOUT	Door core insulation	PACM		63	
	VESTIBULE 959A, WOMEN'S BATHROOM 959B, MEN'S BATHROOM 959C	Backing associated with concrete door saddle	PACM		3	
	MEN'S BATHROOM 959C, WOMEN'S BATHROOM 959B	Corrugated pipe insulation and associated joint packing	ACM	36		See General Note 4
	MEN'S BATHROOM 959C, WOMEN'S BATHROOM 959B	Pipe joint associated with fiberglass pipe insulation	ACM	6		See General Note 4

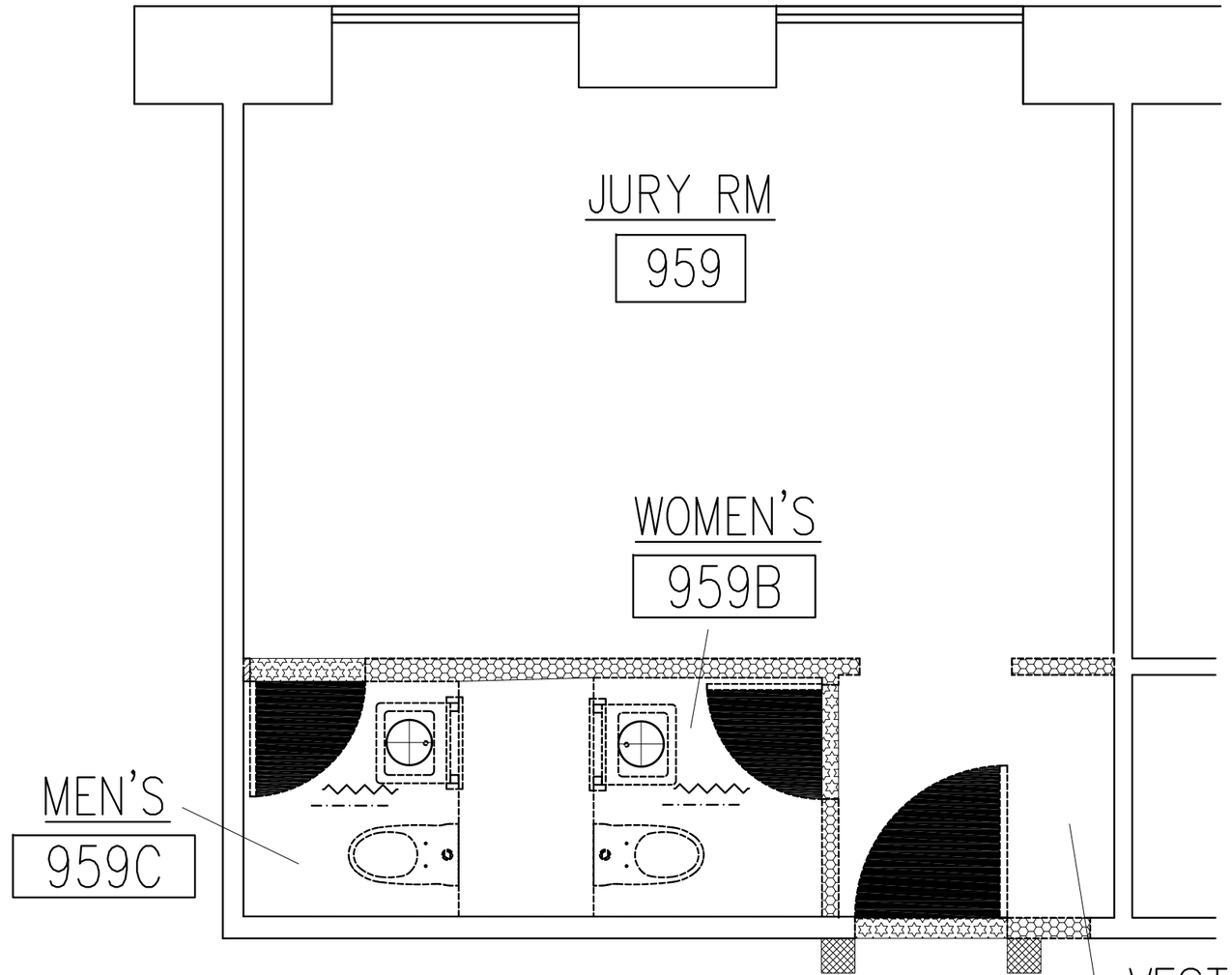

1 / H150 9TH FLOOR ASBESTOS REMOVAL PLAN
SCALE: N.T.S.

KING'S COUNTY SUPREME COURT
360 Adams Street
Brooklyn, NY 11201

PRECISION ENVIRONMENTAL INC.
36-15A 23rd Street
Long Island City, NY 11106
Tel: 718.383.2626, Fax: 718.383.7780
www.precision-enviro.com

No.	Date	Revision

SCALE:	NOT TO SCALE
DESIGNER:	MICHAEL PARPOUNAS
DRAWN BY:	CHRISTOPHER PLUMB
CHECKED BY:	CHRISTOPHER MIKIL
DATE:	22 MAR 2023

PROJECT: KING'S COUNTY SUPREME COURT BUILDING ACCESIBILITY RENOVATIONS
ADDRESS: 360 ADAMS STREET BROOKLYN, NY 11201

DRAWING TITLE: **ASBESTOS REMOVAL PLAN**

DRAWING No.: **H150**

PRECISION PROJECT No.: 2352-23-0002

9TH FLOOR KEY PLAN

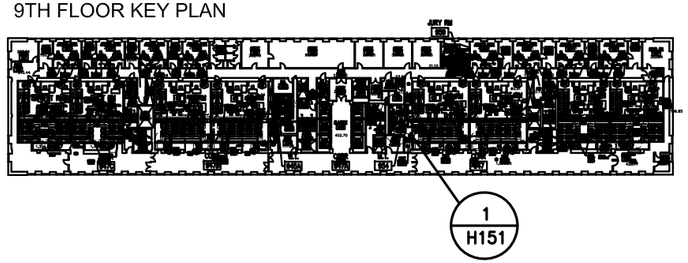

GENERAL NOTES

1 - This 12"x12" VFT and associated mastic are non-ACM. However, ACM 9X9 VAT **may** exist underneath the VFT at this location. Contractor and APM shall verify the Presence/Absence of ACM 9X9 VAT under this 12"X12" VFT prior to commence work. If ACM 9X9 VAT are present, all layers of flooring materials adhering to the ACM 9X9 VAT shall be removed and disposed as ACM.

2 - All layers of flooring materials adhering to the ACM 9X9 VAT shall be removed and disposed as ACM

3 - All layers of flooring materials adhering to the ACM 12"X12" VAT and/or associated mastic shall be removed and disposed as ACM

4 - All demolition necessary to access this ACM to establish its presence and for removal it must be conducted within negative pressure enclosures by licensed asbestos handlers. Demolition debris may be disposed of as construction and demolition debris provided the Abatement Project Monitor determines that it is not contaminated with asbestos and there has been no disturbance of ACM within the enclosure. If the demolition debris is determined to be contaminated or ACM has been disturbed, it must be disposed of as RACM asbestos waste.

KEY	LOCATION	MATERIAL DESCRIPTION	MATERIAL CLASSIFICATION	ESTIMATED QUANTITY		NOTES
				LF	SF	
⊕	MEN'S BATHROOM 954	Mastic associated with bathroom mirrors	PACM		8	
— · —	MEN'S BATHROOM 954	Corrugated pipe Insulation and associated joint packing	ACM	18		See General Note 4
∿∿∿	MEN'S BATHROOM 954	Pipe joint associated with fiberglass pipe Insulation	ACM	3		See General Note 4

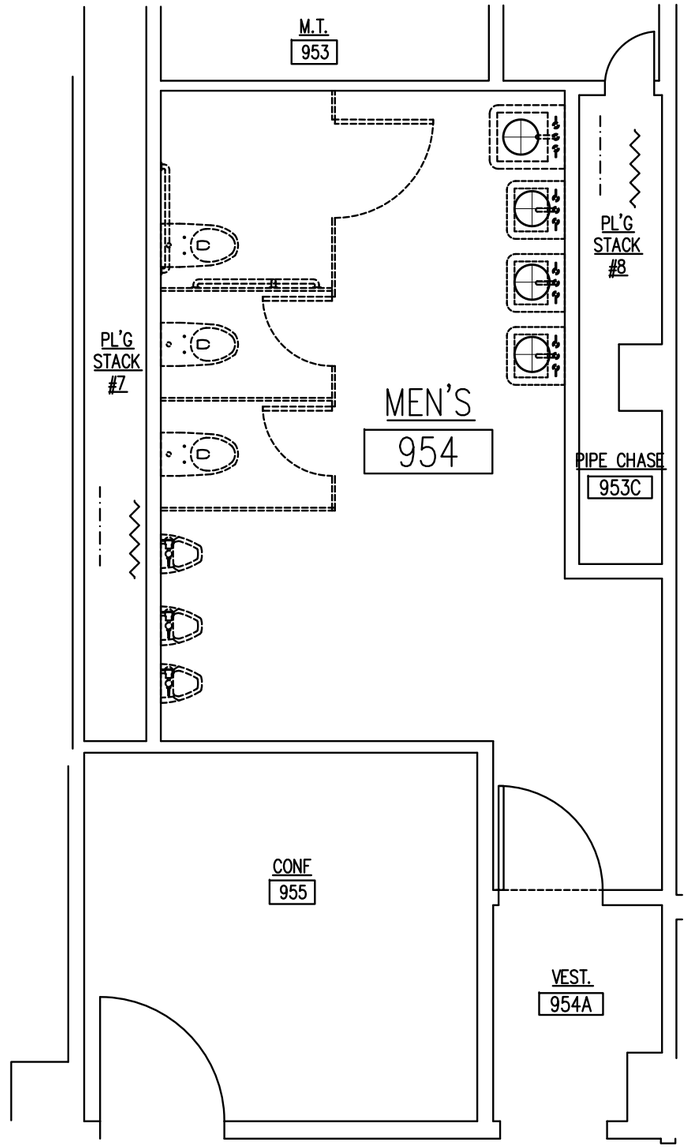

1 / H151 9TH FLOOR ASBESTOS REMOVAL PLAN
SCALE: N.T.S.

KING'S COUNTY SUPREME COURT
360 Adams Street
Brooklyn, NY 11201

PRECISION ENVIRONMENTAL INC.
36-15A 23rd Street
Long Island City, NY 11106
Tel: 718.383.2626, Fax: 718.383.7780
www.precision-enviro.com

No. Date Revision

SCALE:	NOT TO SCALE
DESIGNER:	MICHAEL PARPOUNAS
DRAWN BY:	CHRISTOPHER PLUMB
CHECKED BY:	CHRISTOPHER MIKIL
DATE:	22 MAR 2023

PROJECT: KING'S COUNTY SUPREME COURT BUILDING ACCESIBILITY RENOVATIONS
ADDRESS: 360 ADAMS STREET BROOKLYN, NY 11201

DRAWING TITLE: **ASBESTOS REMOVAL PLAN**

DRAWING No.: **H151**

PRECISION PROJECT No.: 2352-23-0002

9TH FLOOR KEY PLAN

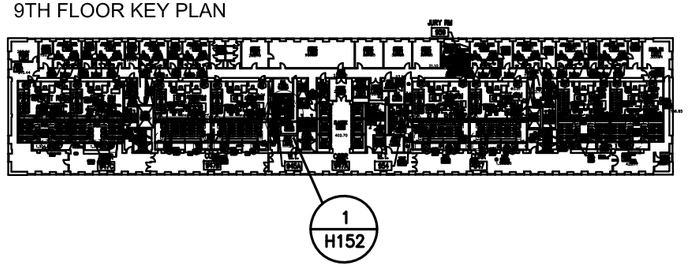

GENERAL NOTES

1 - This 12"x12" VFT and associated mastic are non-ACM. However, ACM 9X9 VAT **may** exist underneath the VFT at this location. Contractor and APM shall verify the Presence/Absence of ACM 9X9 VAT under this 12"X12" VFT prior to commence work. If ACM 9X9 VAT are present, all layers of flooring materials adhering to the ACM 9X9 VAT shall be removed and disposed as ACM.

2 - All layers of flooring materials adhering to the ACM 9X9 VAT shall be removed and disposed as ACM

3 - All layers of flooring materials adhering to the ACM 12"X12" VAT and/or associated mastic shall be removed and disposed as ACM

4 - All demolition necessary to access this ACM to establish its presence and for removal it must be conducted within negative pressure enclosures by licensed asbestos handlers. Demolition debris may be disposed of as construction and demolition debris provided the Abatement Project Monitor determines that it is not contaminated with asbestos and there has been no disturbance of ACM within the enclosure. If the demolition debris is determined to be contaminated or ACM has been disturbed, it must be disposed of as RACM asbestos waste.

KEY	LOCATION	MATERIAL DESCRIPTION	MATERIAL CLASSIFICATION	ESTIMATED QUANTITY		NOTES
				LF	SF	
⊕	WOMEN'S BATHROOM 945A	Mastic associated with bathroom mirrors	PACM		8	
— · —	WOMEN'S BATHROOM 945A	Corrugated pipe insulation and associated joint packing	ACM	18		See General Note 4
~~	WOMEN'S BATHROOM 945A	Pipe joint associated with fiberglass pipe insulation	ACM	3		See General Note 4
▦	VESTIBULE 945B	Ceramic wall tile base- backing	ACM		30	

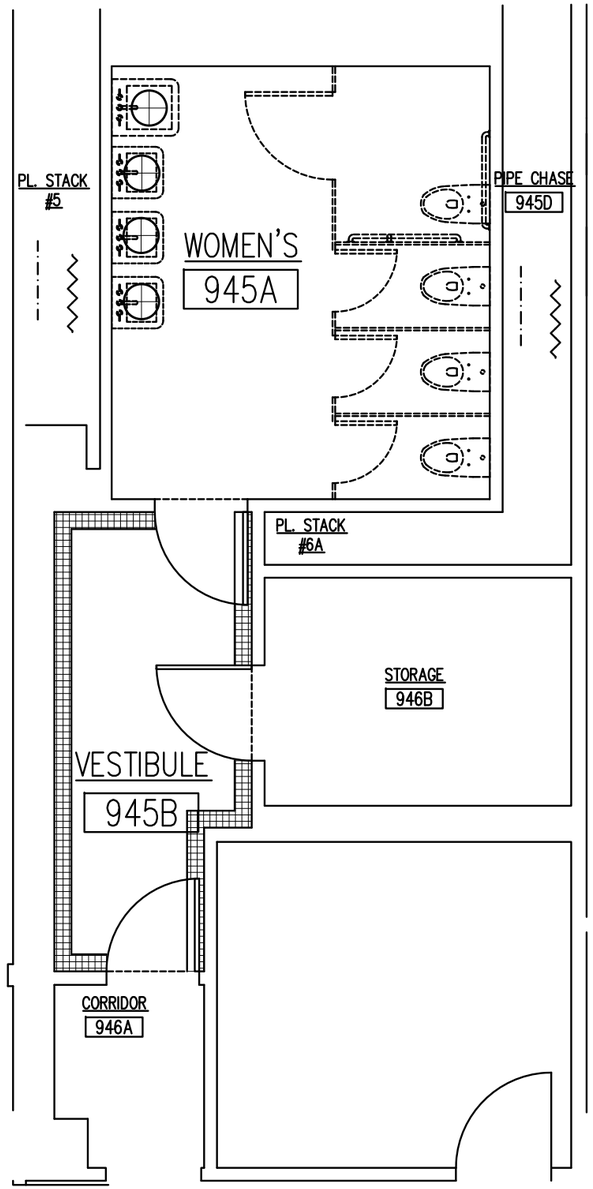

1 / H152 9TH FLOOR ASBESTOS REMOVAL PLAN
SCALE: N.T.S.

KING'S COUNTY SUPREME COURT
360 Adams Street
Brooklyn, NY 11201

PRECISION ENVIRONMENTAL INC.
36-15A 23rd Street
Long Island City, NY 11106
Tel: 718.383.2626, Fax: 718.383.7780
www.precision-enviro.com

No. Date Revision

SCALE:	NOT TO SCALE
DESIGNER:	MICHAEL PARPOUNAS
DRAWN BY:	CHRISTOPHER PLUMB
CHECKED BY:	CHRISTOPHER MIKIL
DATE:	22 MAR 2023

PROJECT: KING'S COUNTY SUPREME COURT BUILDING ACCESIBILITY RENOVATIONS
ADDRESS: 360 ADAMS STREET BROOKLYN, NY 11201
DRAWING TITLE: **ASBESTOS REMOVAL PLAN**

DRAWING No.: **H152**
PRECISION PROJECT No.: 2352-23-0002

9TH FLOOR KEY PLAN

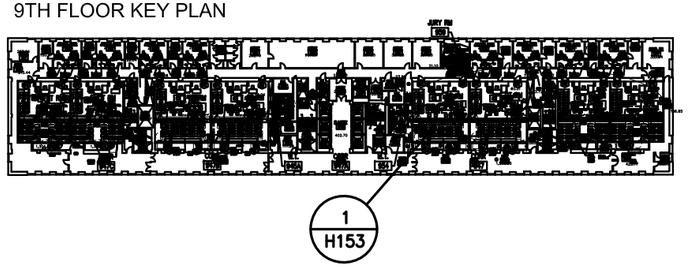

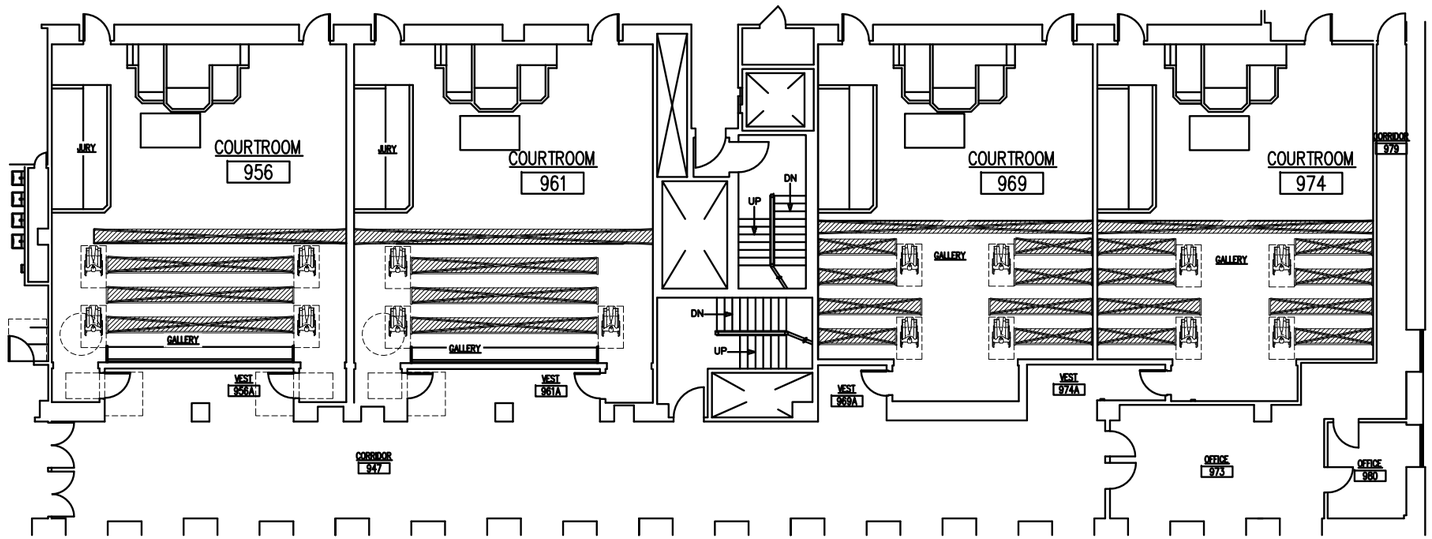

GENERAL NOTES

1 - This 12"x12" VFT and associated mastic are non-ACM. However, ACM 9X9 VAT **may** exist underneath the VFT at this location. Contractor and APM shall verify the Presence/Absence of ACM 9X9 VAT under this 12"X12" VFT prior to commence work. If ACM 9X9 VAT are present, all layers of flooring materials adhering to the ACM 9X9 VAT shall be removed and disposed as ACM.

2 - All layers of flooring materials adhering to the ACM 9X9 VAT shall be removed and disposed as ACM

3 - All layers of flooring materials adhering to the ACM 12"X12" VAT and/or associated mastic shall be removed and disposed as ACM

4 - All demolition necessary to access this ACM to establish its presence and for removal it must be conducted within negative pressure enclosures by licensed asbestos handlers. Demolition debris may be disposed of as construction and demolition debris provided the Abatement Project Monitor determines that it is not contaminated with asbestos and there has been no disturbance of ACM within the enclosure. If the demolition debris is determined to be contaminated or ACM has been disturbed, it must be disposed of as RACM asbestos waste.

KEY	LOCATION	MATERIAL DESCRIPTION	MATERIAL CLASSIFICATION	ESTIMATED QUANTITY		NOTES
				LF	SF	
	9TH FLOOR - COURTROOMS 956, 961, 969, 974	Backing associated with courtroom benches	PACM		160	
	COURTROOMS 956, 961, 969, 974	9" x 9" VAT (HA 103)	ACM		160	See General Note 2

KING'S COUNTY SUPREME COURT
360 Adams Street
Brooklyn, NY 11201

PRECISION ENVIRONMENTAL INC.
36-15A 23rd Street
Long Island City, NY 11106
Tel: 718.383.2626, Fax: 718.383.7780
www.precision-enviro.com

No.	Date	Revision

SCALE:	NOT TO SCALE
DESIGNER:	MICHAEL PARPOUNAS
DRAWN BY:	CHRISTOPHER PLUMB
CHECKED BY:	CHRISTOPHER MIKIL
DATE:	22 MAR 2023

PROJECT: KING'S COUNTY SUPREME COURT BUILDING ACCESIBILITY RENOVATIONS
ADDRESS: 360 ADAMS STREET BROOKLYN, NY 11201

DRAWING TITLE: **ASBESTOS REMOVAL PLAN**

DRAWING No.: **H153**

PRECISION PROJECT No.: 2352-23-0002

9TH FLOOR KEY PLAN

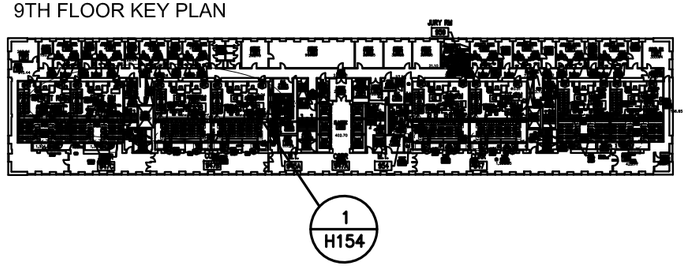

GENERAL NOTES

1 - This 12"x12" VFT and associated mastic are non-ACM. However, ACM 9X9 VAT **may** exist underneath the VFT at this location. Contractor and APM shall verify the Presence/Absence of ACM 9X9 VAT under this 12"X12" VFT prior to commence work. If ACM 9X9 VAT are present, all layers of flooring materials adhering to the ACM 9X9 VAT shall be removed and disposed as ACM.

2 - All layers of flooring materials adhering to the ACM 9X9 VAT shall be removed and disposed as ACM

3 - All layers of flooring materials adhering to the ACM 12"X12" VAT and/or associated mastic shall be removed and disposed as ACM

4 - All demolition necessary to access this ACM to establish its presence and for removal it must be conducted within negative pressure enclosures by licensed asbestos handlers. Demolition debris may be disposed of as construction and demolition debris provided the Abatement Project Monitor determines that it is not contaminated with asbestos and there has been no disturbance of ACM within the enclosure. If the demolition debris is determined to be contaminated or ACM has been disturbed, it must be disposed of as RACM asbestos waste.

KEY	LOCATION	MATERIAL DESCRIPTION	MATERIAL CLASSIFICATION	ESTIMATED QUANTITY		NOTES
				LF	SF	
	COURTROOMS 924, 929, 941, 938	Backing associated with courtroom benches	PACM		260	
	COURTROOM 924	9" x 9" VAT (HA 111)	ACM		150	See General Note 2
	COURTROOM 929, 941	9" x 9" VAT (HA 103)	ACM		80	See General Note 2
	COURTROOM 938	12" X 12" VFT (HA 74) and associated mastic (HA 75)	PACM Contaminated		30	See General Note 2

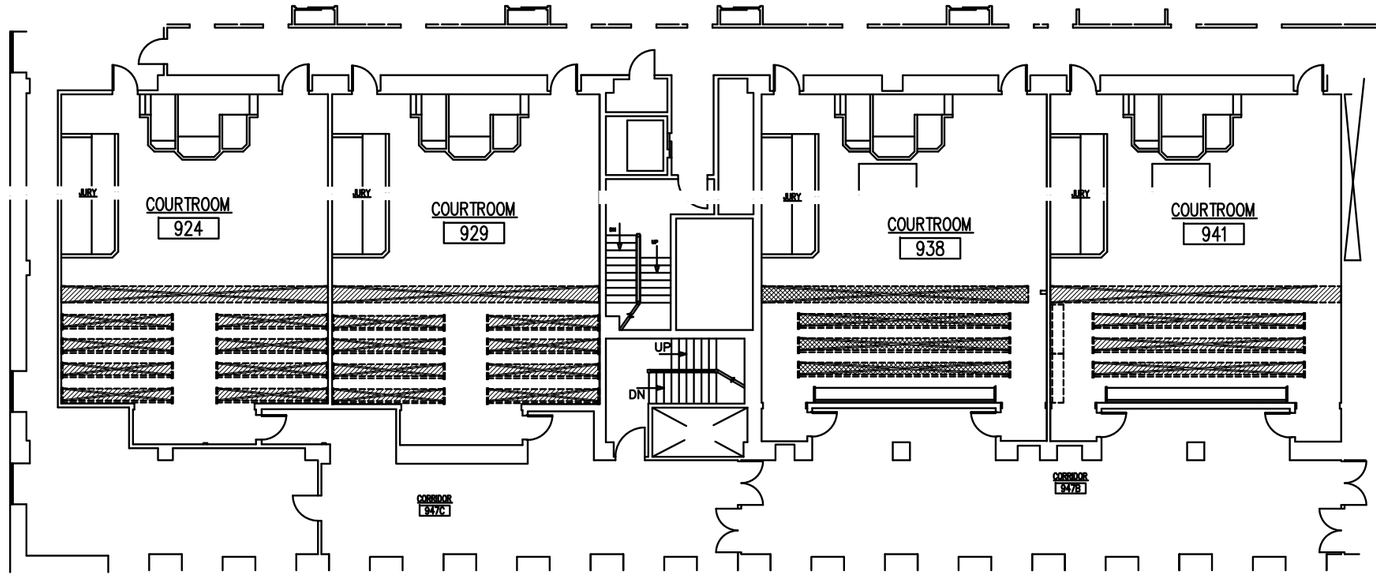

1 / H154 9TH FLOOR ASBESTOS REMOVAL PLAN

SCALE: N.T.S.

KING'S COUNTY SUPREME COURT
360 Adams Street
Brooklyn, NY 11201

PRECISION ENVIRONMENTAL INC.
36-15A 23rd Street
Long Island City, NY 11106
Tel: 718.383.2626, Fax: 718.383.7780
www.precision-enviro.com

No. Date Revision

SCALE:	NOT TO SCALE
DESIGNER:	MICHAEL PARPOUNAS
DRAWN BY:	CHRISTOPHER PLUMB
CHECKED BY:	CHRISTOPHER MIKIL
DATE:	22 MAR 2023

PROJECT: KING'S COUNTY SUPREME COURT BUILDING ACCESIBILITY RENOVATIONS
ADDRESS: 360 ADAMS STREET BROOKLYN, NY 11201

DRAWING TITLE: ASBESTOS REMOVAL PLAN

DRAWING No.: H154

PRECISION PROJECT No.: 2352-23-0002

10TH FLOOR KEY PLAN

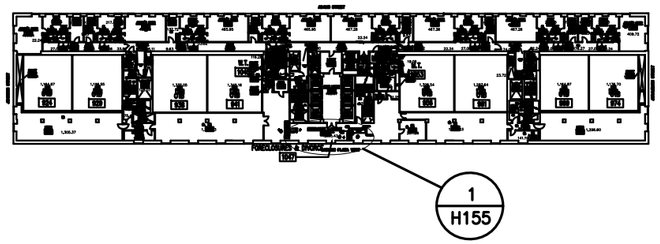

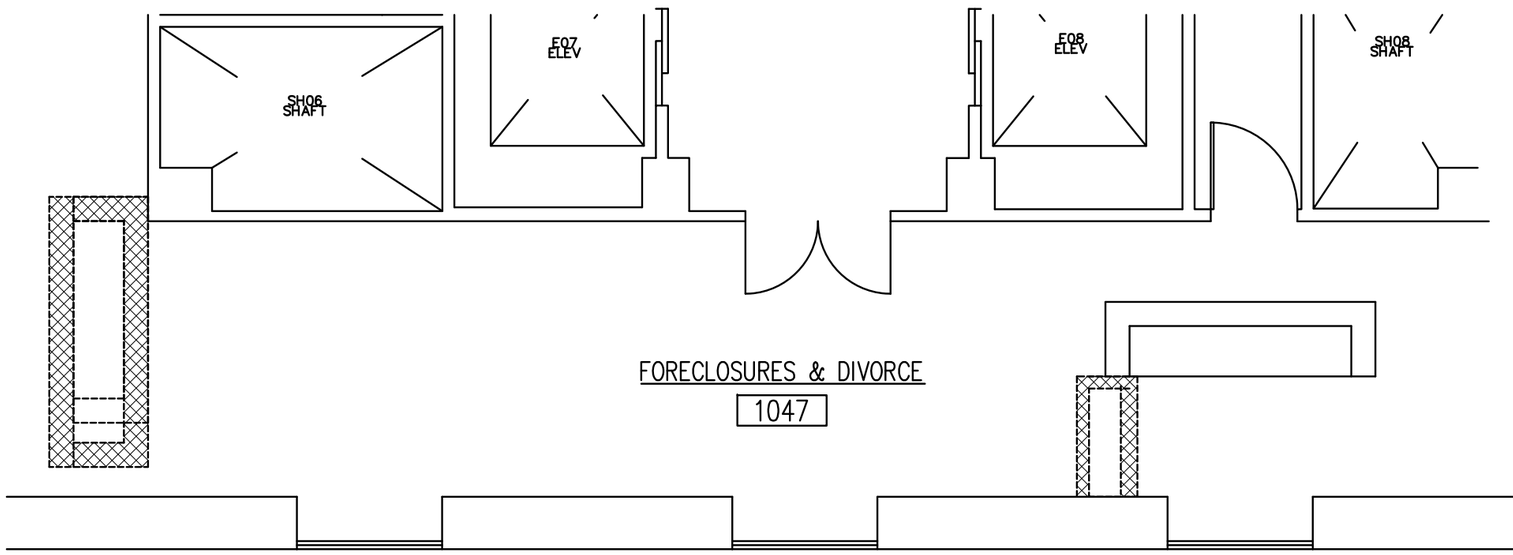

1 / H155 10TH FLOOR ASBESTOS REMOVAL PLAN
SCALE: N.T.S.

GENERAL NOTES

1 - This 12"x12" VFT and associated mastic are non-ACM. However, ACM 9X9 VAT **may** exist underneath the VFT at this location. Contractor and APM shall verify the Presence/Absence of ACM 9X9 VAT under this 12"X12" VFT prior to commence work. If ACM 9X9 VAT are present, all layers of flooring materials adhering to the ACM 9X9 VAT shall be removed and disposed as ACM.

2 - All layers of flooring materials adhering to the ACM 9X9 VAT shall be removed and disposed as ACM

3 - All layers of flooring materials adhering to the ACM 12"X12" VAT and/or associated mastic shall be removed and disposed as ACM

4 - All demolition necessary to access this ACM to establish its presence and for removal it must be conducted within negative pressure enclosures by licensed asbestos handlers. Demolition debris may be disposed of as construction and demolition debris provided the Abatement Project Monitor determines that it is not contaminated with asbestos and there has been no disturbance of ACM within the enclosure. If the demolition debris is determined to be contaminated or ACM has been disturbed, it must be disposed of as RACM asbestos waste.

KEY	LOCATION	MATERIAL DESCRIPTION	MATERIAL CLASSIFICATION	ESTIMATED QUANTITY		NOTES
				LF	SF	
	1047 - FORECLOSURES & DIVORCE	12" x 12" VFT (HA 66) & Associated Mastic (HA 67)	PACM Contaminated		30	See General Note 1

KING'S COUNTY
SUPREME COURT
360 Adams Street
Brooklyn, NY 11201

PRECISION ENVIRONMENTAL INC.
36-15A 23rd Street
Long Island City, NY 11106
Tel: 718.383.2626, Fax: 718.383.7780
www.precision-enviro.com

No. Date Revision

SCALE:	NOT TO SCALE
DESIGNER:	MICHAEL PARPOUNAS
DRAWN BY:	CHRISTOPHER PLUMB
CHECKED BY:	CHRISTOPHER MIKIL
DATE:	22 MAR 2023

PROJECT: KING'S COUNTY SUPREME COURT BUILDING ACCESIBILITY RENOVATIONS
ADDRESS: 360 ADAMS STREET BROOKLYN, NY 11201

DRAWING TITLE: **ASBESTOS REMOVAL PLAN**

DRAWING No.: **H155**

PRECISION PROJECT No.: 2352-23-0002

10TH FLOOR KEY PLAN

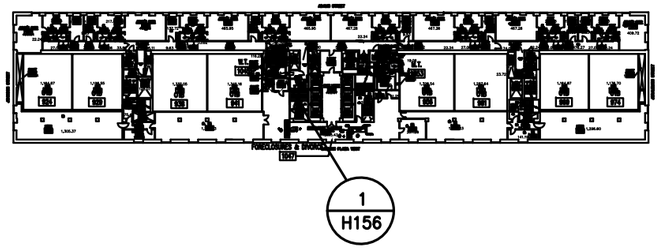

GENERAL NOTES

1 - This 12"x12" VFT and associated mastic are non-ACM. However, ACM 9X9 VAT **may** exist underneath the VFT at this location. Contractor and APM shall verify the Presence/Absence of ACM 9X9 VAT under this 12"X12" VFT prior to commence work. If ACM 9X9 VAT are present, all layers of flooring materials adhering to the ACM 9X9 VAT shall be removed and disposed as ACM.

2 - All layers of flooring materials adhering to the ACM 9X9 VAT shall be removed and disposed as ACM

3 - All layers of flooring materials adhering to the ACM 12"X12" VAT and/or associated mastic shall be removed and disposed as ACM

4 - All demolition necessary to access this ACM to establish its presence and for removal it must be conducted within negative pressure enclosures by licensed asbestos handlers. Demolition debris may be disposed of as construction and demolition debris provided the Abatement Project Monitor determines that it is not contaminated with asbestos and there has been no disturbance of ACM within the enclosure. If the demolition debris is determined to be contaminated or ACM has been disturbed, it must be disposed of as RACM asbestos waste.

KEY	LOCATION	MATERIAL DESCRIPTION	MATERIAL CLASSIFICATION	ESTIMATED QUANTITY		NOTES
				LF	SF	
— · —	WOMEN'S BATHROOM 1045	Corrugated pipe insulation and associated joint packing	ACM	18		See General Note 4
~~	WOMEN'S BATHROOM 1045	Pipe joint associated with fiberglass pipe insulation	ACM	3		See General Note 4
⊕	WOMEN'S BATHROOM 1045	Mastic associated with bathroom mirrors	PACM		4	
◜	10TH FLOOR - SELECTIVE REMOVAL PLAN THROUGHOUT	Door core insulation	PACM		21	
☆	WOMEN'S BATHROOM 1045	Backing associated with concrete door saddle	PACM		1	
▨	CORRIDOR OUTSIDE WOMEN'S BATHROOM 1045	12" x 12" VFT (HA 68) & Associated Mastic (HA 69)	PACM Contaminated		6	See General Note 1

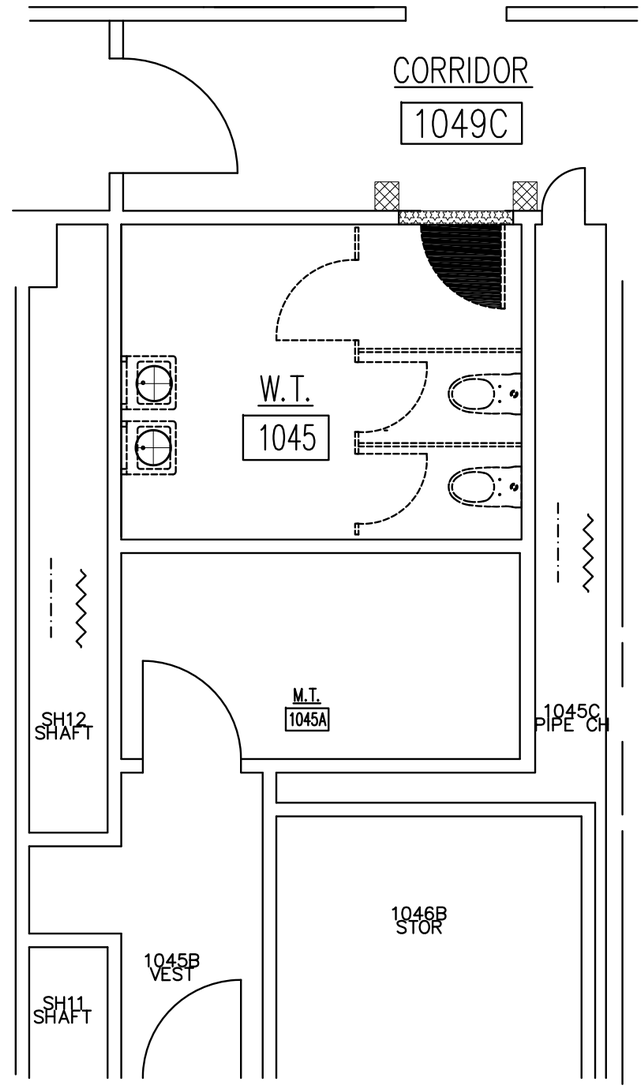

1 / H156 10TH FLOOR ASBESTOS REMOVAL PLAN
SCALE: N.T.S.

KING'S COUNTY
SUPREME COURT
360 Adams Street
Brooklyn, NY 11201

PRECISION ENVIRONMENTAL INC.
36-15A 23rd Street
Long Island City, NY 11106
Tel: 718.383.2626, Fax: 718.383.7780
www.precision-enviro.com

No. Date Revision

SCALE:	NOT TO SCALE
DESIGNER:	MICHAEL PARPOUNAS
DRAWN BY:	CHRISTOPHER PLUMB
CHECKED BY:	CHRISTOPHER MIKIL
DATE:	22 MAR 2023

PROJECT: KING'S COUNTY SUPREME COURT BUILDING ACCESIBILITY RENOVATIONS
ADDRESS: 360 ADAMS STREET BROOKLYN, NY 11201
DRAWING TITLE: **ASBESTOS REMOVAL PLAN**

DRAWING No.: **H156**
PRECISION PROJECT No.: 2352-23-0002

10TH FLOOR KEY PLAN

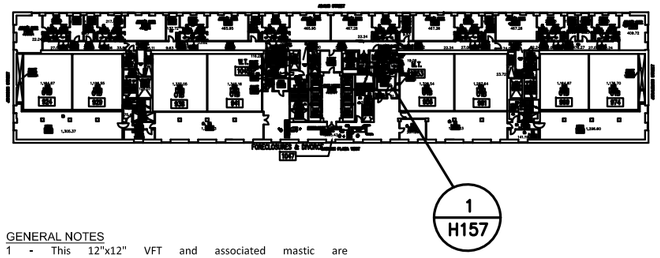

GENERAL NOTES

1 - This 12"x12" VFT and associated mastic are non-ACM. However, ACM 9X9 VAT **may** exist underneath the VFT at this location. Contractor and APM shall verify the Presence/Absence of ACM 9X9 VAT under this 12"X12" VFT prior to commence work. If ACM 9X9 VAT are present, all layers of flooring materials adhering to the ACM 9X9 VAT shall be removed and disposed as ACM.

2 - All layers of flooring materials adhering to the ACM 9X9 VAT shall be removed and disposed as ACM

3 - All layers of flooring materials adhering to the ACM 12"X12" VAT and/or associated mastic shall be removed and disposed as ACM

4 - All demolition necessary to access this ACM to establish its presence and for removal it must be conducted within negative pressure enclosures by licensed asbestos handlers. Demolition debris may be disposed of as construction and demolition debris provided the Abatement Project Monitor determines that it is not contaminated with asbestos and there has been no disturbance of ACM within the enclosure. If the demolition debris is determined to be contaminated or ACM has been disturbed, it must be disposed of as RACM asbestos waste.

KEY	LOCATION	MATERIAL DESCRIPTION	MATERIAL CLASSIFICATION	ESTIMATED QUANTITY		NOTES
				LF	SF	
— · —	MEN'S BATHROOM 1053	Corrugated pipe insulation and associated joint packing	ACM	18		See General Note 4
~~	MEN'S BATHROOM 1053	Pipe joint associated with fiberglass pipe insulation	ACM	3		See General Note 4
⊕	MEN'S BATHROOM 1053	Mastic associated with bathroom mirrors	PACM		2	
◗	10TH FLOOR - SELECTIVE REMOVAL PLAN THROUGHOUT	Door core insulation	PACM		21	
✡	VESTIBULE 1053A	Backing associated with concrete door saddle	PACM		1	
▩	CORRIDOR OUTSIDE WOMEN'S BATHROOM 1053A	12" x 12" VFT (HA 68) & Associated Mastic (HA 69)	PACM Contaminated		6	See General Note 1
●	MEN'S BATHROOM 1053, STORAGE 1053B	Electrical wiring insulation	ACM		300	See General Note 4
▦	VESTIBULE 1053A	Ceramic wall tile base-backing	ACM		30	

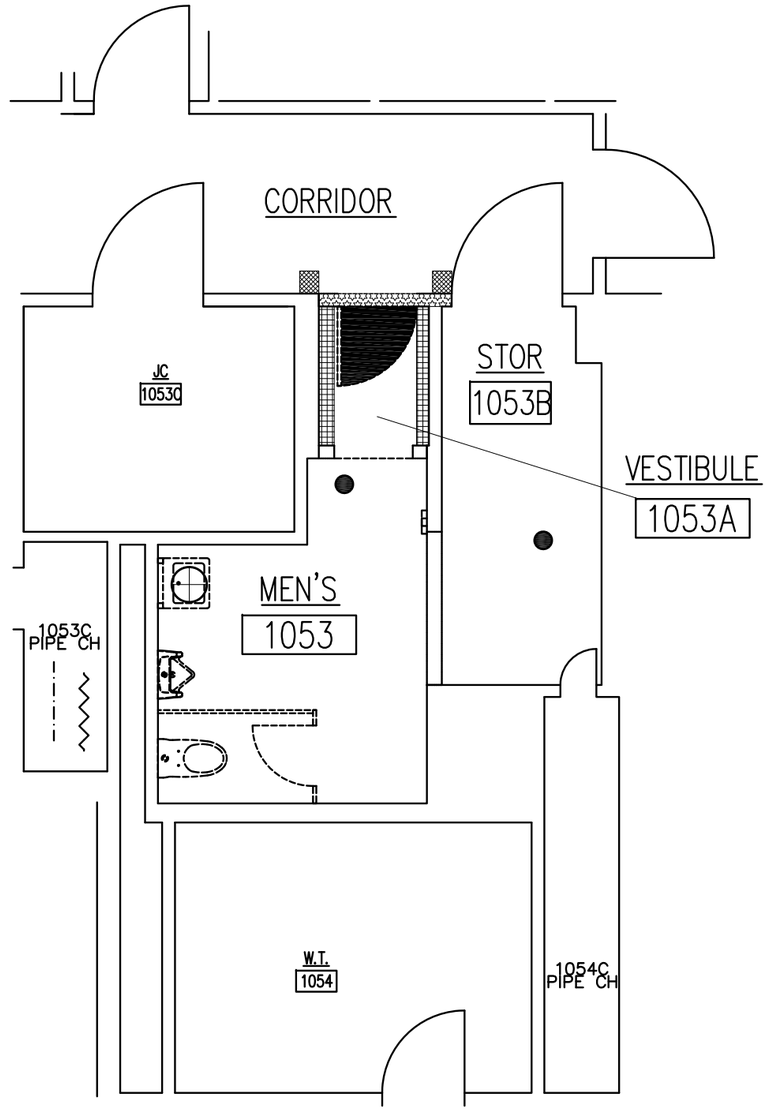

1 / H157 10TH FLOOR ASBESTOS REMOVAL PLAN
SCALE: N.T.S.

KING'S COUNTY SUPREME COURT
360 Adams Street
Brooklyn, NY 11201

PRECISION ENVIRONMENTAL INC.
36-15A 23rd Street
Long Island City, NY 11106
Tel: 718.383.2626, Fax: 718.383.7780
www.precision-enviro.com

No. Date Revision

SCALE:	NOT TO SCALE
DESIGNER:	MICHAEL PARPOUNAS
DRAWN BY:	CHRISTOPHER PLUMB
CHECKED BY:	CHRISTOPHER MIKIL
DATE:	22 MAR 2023

PROJECT: KING'S COUNTY SUPREME COURT BUILDING ACCESIBILITY RENOVATIONS
ADDRESS: 360 ADAMS STREET BROOKLYN, NY 11201

DRAWING TITLE: **ASBESTOS REMOVAL PLAN**

DRAWING No.: **H157**

PRECISION PROJECT No.: 2352-23-0002

11TH FLOOR KEY PLAN

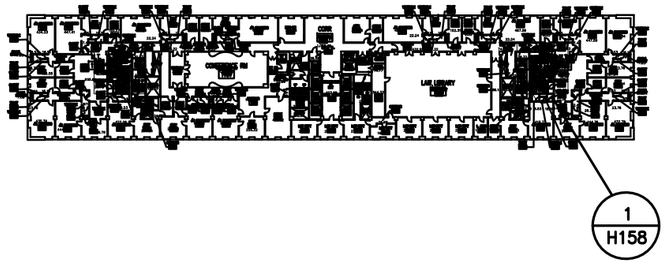

KEY	LOCATION	MATERIAL DESCRIPTION	MATERIAL CLASSIFICATION	ESTIMATED QUANTITY		NOTES
				LF	SF	
— · —	WOMEN'S BATHROOM 1168	Corrugated pipe insulation and associated joint packing	ACM	18		See General Note 4
	WOMEN'S BATHROOM 1168	Pipe joint associated with fiberglass pipe insulation	ACM	3		See General Note 4
	WOMEN'S BATHROOM 1168	Mastic associated with bathroom mirrors	PACM		6	
	11TH FLOOR - SELECTIVE REMOVAL PLAN THROUGHOUT	Door core insulation	PACM		21	
	VESTIBULE 1168A	Backing associated with concrete door saddle	PACM		1	
	CORRIDOR OUTSIDE VESTIBULE 1168A	12" x 12" VFT (HA 68) & Associated Mastic (HA 69)	PACM Contaminated		6	See General Note 2
	VESTIBULE 1168A	Electrical wiring Insulation	ACM		150	See General Note 4
	VESTIBULE 1168A	Ceramic wall tile base-backing	ACM		30	

GENERAL NOTES

1 - This 12"x12" VFT and associated mastic are non-ACM. However, ACM 9X9 VAT **may** exist underneath the VFT at this location. Contractor and APM shall verify the Presence/Absence of ACM 9X9 VAT under this 12"X12" VFT prior to commence work. If ACM 9X9 VAT are present, all layers of flooring materials adhering to the ACM 9X9 VAT shall be removed and disposed as ACM.

2 - All layers of flooring materials adhering to the ACM 9X9 VAT shall be removed and disposed as ACM

3 - All layers of flooring materials adhering to the ACM 12"X12" VAT and/or associated mastic shall be removed and disposed as ACM

4 - All demolition necessary to access this ACM to establish its presence and for removal it must be conducted within negative pressure enclosures by licensed asbestos handlers. Demolition debris may be disposed of as construction and demolition debris provided the Abatement Project Monitor determines that it is not contaminated with asbestos and there has been no disturbance of ACM within the enclosure. If the demolition debris is determined to be contaminated or ACM has been disturbed, it must be disposed of as RACM asbestos waste.

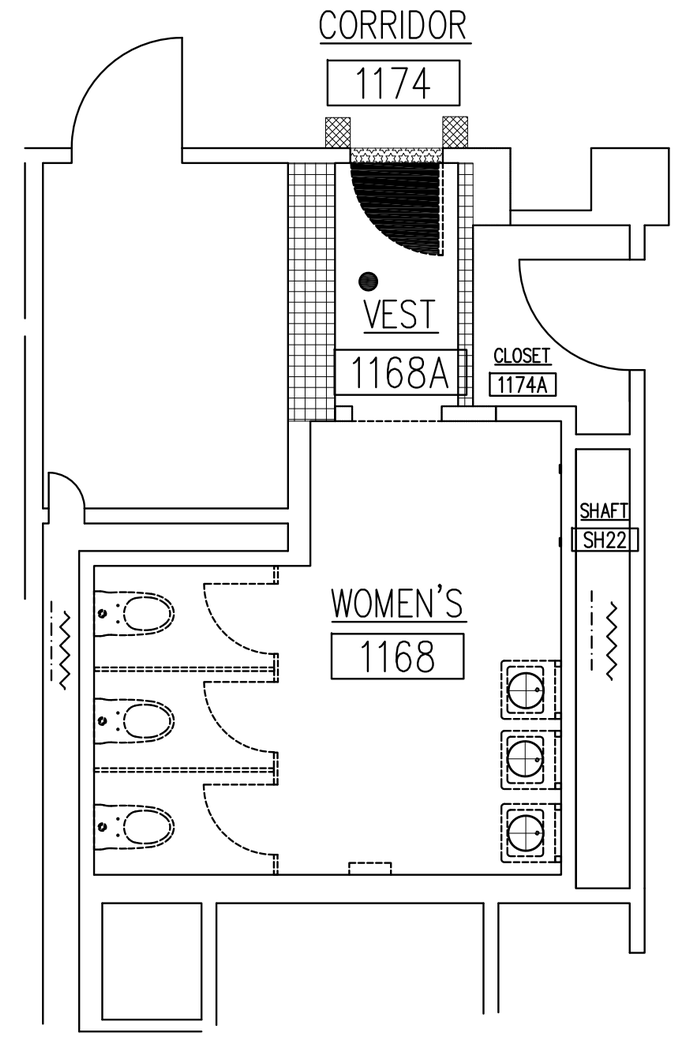

1 / H158 11TH FLOOR ASBESTOS REMOVAL PLAN
SCALE: N.T.S.

KING'S COUNTY SUPREME COURT
360 Adams Street
Brooklyn, NY 11201

PRECISION ENVIRONMENTAL INC.
36-15A 23rd Street
Long Island City, NY 11106
Tel: 718.383.2626, Fax: 718.383.7780
www.precision-enviro.com

No. Date Revision

SCALE:	NOT TO SCALE
DESIGNER:	MICHAEL PARPOUNAS
DRAWN BY:	CHRISTOPHER PLUMB
CHECKED BY:	CHRISTOPHER MIKIL
DATE:	22 MAR 2023

PROJECT: KING'S COUNTY SUPREME COURT BUILDING ACCESIBILITY RENOVATIONS
ADDRESS: 360 ADAMS STREET BROOKLYN, NY 11201

DRAWING TITLE: **ASBESTOS REMOVAL PLAN**

DRAWING No.: **H158**

PRECISION PROJECT No.: 2352-23-0002

11TH FLOOR KEY PLAN

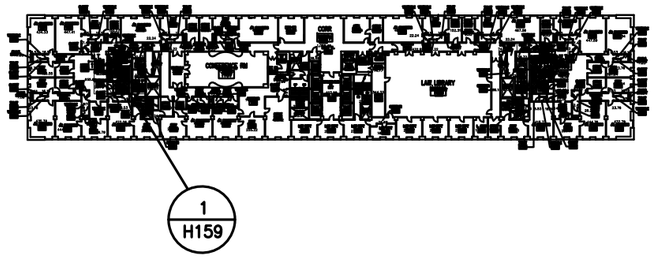

KEY	LOCATION	MATERIAL DESCRIPTION	MATERIAL CLASSIFICATION	ESTIMATED QUANTITY		NOTES
				LF	SF	
— · —	MEN'S BATHROOM 1128	Corrugated pipe insulation and associated joint packing	ACM	18		See General Note 4
	MEN'S BATHROOM 1128	Pipe joint associated with fiberglass pipe insulation	ACM	3		See General Note 4
	MEN'S BATHROOM 1128	Mastic associated with bathroom mirrors	PACM		6	
	11TH FLOOR - SELECTIVE REMOVAL PLAN THROUGHOUT	Door core insulation	PACM		21	
	VESTIBULE 1128A	Backing associated with concrete door saddle	PACM		1	
	CORRIDOR OUTSIDE VESTIBULE 1128A	12" x 12" VFT (HA 68) & Associated Mastic (HA 69)	PACM Contaminated		6	See General Note 2
	VESTIBULE 1128A	Electrical wiring Insulation	ACM	150		See General Note 4
	VESTIBULE 1128A	Ceramic wall tile base-backing	ACM		30	

GENERAL NOTES

1 - This 12"x12" VFT and associated mastic are non-ACM. However, ACM 9X9 VAT **may** exist underneath the VFT at this location. Contractor and APM shall verify the Presence/Absence of ACM 9X9 VAT under this 12"X12" VFT prior to commence work. If ACM 9X9 VAT are present, all layers of flooring materials adhering to the ACM 9X9 VAT shall be removed and disposed as ACM.

2 - All layers of flooring materials adhering to the ACM 9X9 VAT shall be removed and disposed as ACM

3 - All layers of flooring materials adhering to the ACM 12"X12" VAT and/or associated mastic shall be removed and disposed as ACM

4 - All demolition necessary to access this ACM to establish its presence and for removal it must be conducted within negative pressure enclosures by licensed asbestos handlers. Demolition debris may be disposed of as construction and demolition debris provided the Abatement Project Monitor determines that it is not contaminated with asbestos and there has been no disturbance of ACM within the enclosure. If the demolition debris is determined to be contaminated or ACM has been disturbed, it must be disposed of as RACM asbestos waste.

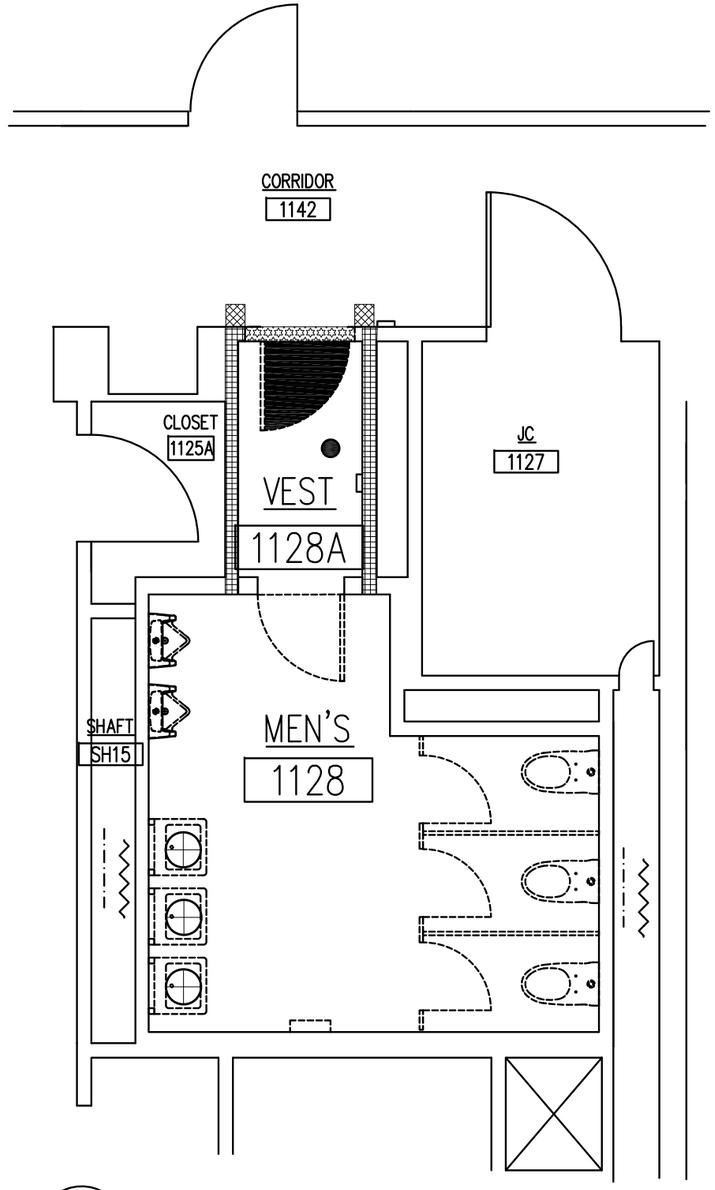

1 / H159 11TH FLOOR ASBESTOS REMOVAL PLAN
SCALE: N.T.S.

KING'S COUNTY SUPREME COURT
360 Adams Street
Brooklyn, NY 11201

PRECISION ENVIRONMENTAL INC.
36-15A 23rd Street
Long Island City, NY 11106
Tel: 718.383.2626, Fax: 718.383.7780
www.precision-enviro.com

No. Date Revision

SCALE:	NOT TO SCALE
DESIGNER:	MICHAEL PARPOUNAS
DRAWN BY:	CHRISTOPHER PLUMB
CHECKED BY:	CHRISTOPHER MIKIL
DATE:	22 MAR 2023

PROJECT: KING'S COUNTY SUPREME COURT BUILDING ACCESIBILITY RENOVATIONS
ADDRESS: 360 ADAMS STREET BROOKLYN, NY 11201

DRAWING TITLE: **ASBESTOS REMOVAL PLAN**

DRAWING No.: **H159**

PRECISION PROJECT No.: 2352-23-0002

Exhibit 3

ACM LBP Survey Report 85624B0007

PRECISION ENVIRONMENTAL INC.

36-15A 23rd Street
Long Island City, NY 11106
Tel: 718.383.2626 Fax: 718.383.7780
www.precision-enviro.com

VIA E-MAIL: Yumi Moriwaki ym@ronetteriley.com

March 22, 2023

Ms. Yumi Moriwaki,
Design Director
Roneette Riley Architect.
494 Eighth Avenue, 15th Floor,
New York, NY 10001

Re: **Accessibility Renovations Limited ACM & LBP Survey Report**
Kings County Supreme Court Building
360 Adams Street, Brooklyn, NY 11201
Precision Project No. 2352-23-0001-R1

Dear Ms. Yumi:

Precision Environmental Inc. (Precision) was retained by Ronnette Riley Architect. (Client), to conduct a limited Asbestos-Containing Materials (ACM) and Lead-based Paint (LBP) survey in conjunction with the proposed accessibility renovation works of the Kings County Supreme Court Building located at 360 Adams Street, Brooklyn, New York 11201 (the "Site").

The ACM & LBP survey/bulk sampling was limited to suspect materials/paints that would be affected by the proposed accessibility renovation works as outlined in the provided drawings (Bid Set) prepared by Ronnette Riley Architect, dated 6/11/2021.

1.0 Asbestos Containing Material (ACM):

The limited ACM survey was performed by Precision's NYCDEP/NYSDOL certified asbestos investigator/inspector Mr. Christopher Mikil (certification No. 161958/19-06627) and NYSDOL certified asbestos inspector Mr. Nikolaos Charalambous (certification No. 22-10324), on January 12th, 13th, 17th, 18th, February 3rd, 4th, 5th, and 25th 2023. During this ACM, Precision inspected the interior spaces that would be affected by the proposed accessibility renovation works.

A total of 315 bulk samples were collected from 113 out of 119 identified homogeneous suspect ACMs. A listing of the identified homogeneous suspect ACMs and the number of bulk samples collected from each homogeneous material/area is provided in Table 1 below. No samples were collected from 6 out of the 119 identified homogeneous materials/areas. These 6 homogeneous materials/areas were assumed to be ACM.

Table 1: Identified Suspect Asbestos-Containing Building Materials

HA #	Suspect Material	Location(s)	No. of Samples Collected
1.	Electrical wiring insulation - Red	Selective removal locations, 11th floor through cellar	3
2.	Electrical wiring insulation - Brown	Selective removal locations, 11th floor through cellar	3
3.	Electrical wiring insulation - Orange	Selective removal locations, 11th floor through cellar	3
4.	Electrical wiring insulation - White	Selective removal locations, 11th floor through cellar	3
5.	Electrical wiring insulation - Black	Selective removal locations, 11th floor through cellar	3
6.	Electrical wiring insulation - Beige	Selective removal locations, 11th floor through cellar	3
7.	Electrical wiring insulation - Yellow	Selective removal locations, 11th floor through cellar	3
8.	Joint compound associated with gypsum board	Selective removal locations, 11th floor through cellar	9
9.	Gypsum board	Selective removal locations, 11th floor through cellar	3
10.	Terracotta mortar	Selective removal locations, 11th floor through cellar	3
11.	Caulking associated with gypsum board to wooden wall	Selective removal locations, 11th floor through cellar – Court rooms	3
12.	Wall plaster – 1st Coat	Selective removal locations, 11th floor through cellar	9
13.	Wall plaster – 2nd Coat	Selective removal locations, 11th floor through cellar	9
14.	Ceiling plaster – 1st Coat	Selective removal locations, 11th floor through cellar	9
15.	Ceiling plaster – 2nd Coat	Selective removal locations, 11th floor through cellar	9
16.	Insulation associated with bathroom partition	Selective removal locations, 11th floor through cellar - Bathrooms	3
17.	Interior door frame caulking, soft textured – Gray	2nd Floor, Reception desk	3
18.	Exterior door frame caulking, hard textured - Brown	2nd Floor, Reception desk	3
19.	2' x 4' Ceiling tiles – fissured	Selective removal locations, 11th floor through cellar	3
20.	1’ x 1’ Ceiling tiles – fissured	Selective removal locations, 11th floor through cellar	3
21.	2’ x 2’ Ceiling tiles – pinhole	Selective removal locations, 11th floor through cellar	3
22.	Glazed brick grout	Selective removal locations, 11th floor through cellar – Storage rooms	3
23.	Glazed brick mortar	Selective removal locations, 11th floor through cellar – Storage rooms	3
24.	Corrugated pipe insulation	Selective removal locations, 11th floor through cellar	3
25.	Felt paper associated with corrugated pipe insulation	Selective removal locations, 11th floor through cellar	3
26.	Pipe joint associated with corrugated pipe insulation	Selective removal locations, 11th floor through cellar	3

HA #	Suspect Material	Location(s)	No. of Samples Collected
27.	Outside felt paper associated with horsehair pipe insulation	Selective removal locations, 11th floor through cellar	3
28.	Horsehair pipe insulation	Selective removal locations, 11th floor through cellar	3
29.	Inside felt paper associated with horsehair pipe insulation	Selective removal locations, 11th floor through cellar	3
30.	Wrap paper associated with fiberglass pipe insulation	Selective removal locations, 11th floor through cellar	3
31.	Pipe joint associated with fiberglass pipe insulation	Selective removal locations, 11th floor through cellar	3
32.	Ceramic wall tile base – grout	Selective removal locations, 11th floor through cellar – Bathroom vestibules	3
33.	Ceramic wall tile base – mastic	Selective removal locations, 11th floor through cellar – Bathroom vestibules	3
34.	Ceramic wall tile – grout – 11th - 5th floor	Selective removal locations, 11th floor through 5th floor – Bathrooms	3
35.	Ceramic wall tile – mastic – 11th - 5th floor	Selective removal locations, 11th floor through 5th floor – Bathrooms	2
36.	Ceramic floor tile – grout – 11th - 5th floor	Selective removal locations, 11th floor through 5th floor – Bathrooms	3
37.	Ceramic floor tile – mortar 11th - 5th floor	Selective removal locations, 11th floor through 5th floor – Bathrooms	3
38.	Soft concrete under mortar 11th - 5th floor	Selective removal locations, 11th floor through 5th floor – Bathrooms	3
39.	Cinder fill material under soft concrete 11th - 5th floor	Selective removal locations, 11th floor through 5th floor – Bathrooms	3
40.	Caulking associated with bathroom fixtures 11th - 5th floor	Selective removal locations, 11th floor through 5th floor – Bathrooms	2
41.	Backing associated with bathroom fixtures 11th - 5th floor	Selective removal locations, 11th floor through 5th floor – Bathrooms	2
42.	Ceramic wall tile – grout 4th - 2nd floor	Selective removal locations, 4th floor through 2nd floor – Bathrooms	3
43.	Ceramic wall tile – mastic 4th - 2nd floor	Selective removal locations, 4th floor through 2nd floor – Bathrooms	3
44.	Ceramic floor tile – grout 4th - 2nd floor	Selective removal locations, 4th floor through 2nd floor – Bathrooms	3
45.	Ceramic floor tile – mastic 4th - 2nd floor	Selective removal locations, 4th floor through 2nd floor – Bathrooms	3
46.	Waterproofing membrane under ceramic floor tile 4th - 2nd floor	Selective removal locations, 4th floor through 2nd floor – Bathrooms	3
47.	Ceramic floor tile – mortar 4th - 2nd floor	Selective removal locations, 4th floor through 2nd floor – Bathrooms	3
48.	Soft concrete under ceramic floor tiles 4th - 2nd floor	Selective removal locations, 4th floor through 2nd floor – Bathrooms	3
49.	Cinder fill material under soft concrete 4th - 2nd floor	Selective removal locations, 4th floor through 2nd floor – Bathrooms	3
50.	Caulking associated with bathroom fixtures – white 4th - 2nd floor	Selective removal locations, 4th floor through 2nd floor – Bathrooms	2
51.	Caulking associated wall tiles to floor tiles – gray 4th - 2nd floor	Selective removal locations, 4th floor through 2nd floor – Bathrooms	2
52.	Window caulking	Selective removal location, Office #190A	2

HA #	Suspect Material	Location(s)	No. of Samples Collected
53.	Door saddle - Vinyl	Selective removal locations, 11th floor through cellar	2
54.	Mastic associated with vinyl door saddle	Selective removal locations, 11th floor through cellar	2
55.	Cinderblock mortar	Selective removal locations, 11th floor through cellar	2
56.	Baseboard molding 4" – Black	Selective removal locations, 11th floor through cellar	2
57.	Mastic associated with baseboard molding 4" – Black	Selective removal locations, 11th floor through cellar	2
58.	Baseboard molding 6" – Black	Selective removal locations, 11th floor through cellar	2
59.	Mastic associated with baseboard molding 6" – Black	Selective removal locations, 11th floor through cellar	2
60.	Terrazzo floor	Selective removal locations, 11th floor through cellar	3
61.	Terrazzo floor – mortar	Selective removal locations, 11th floor through cellar	3
62.	Vapor barrier under terrazzo floor	Selective removal locations, 11th floor through cellar	3
63.	Cinder fill material under terrazzo floor	Selective removal locations, 11th floor through cellar	3
64.	Carpet glue	Selective removal locations, 11th floor through cellar	2
65.	Ceramic wall tile base – backing - 11th - 5th floor	Selective removal locations, 11th floor through cellar - Bathrooms	3
66.	12" x 12" VFT – Beige with white blotches	Selective removal locations, 11th floor through cellar	2
67.	Mastic associated with 12" x 12" VFT – Beige with white blotches	Selective removal locations, 11th floor through cellar	2
68.	12" x 12" VFT – Blue with white blotches	Selective removal locations, 11th floor through cellar	2
69.	Mastic associated with 12" x 12" VFT – Blue with white blotches	Selective removal locations, 11th floor through cellar	2
70.	12" x 12" VFT – Pink with white blotches	Selective removal locations, 11th floor through cellar	2
71.	Mastic associated with 12" x 12" VFT – Pink with white blotches	Selective removal locations, 11th floor through cellar	2
72.	12" x 12" VFT – Beige with brown blotches	Selective removal locations, 11th floor through cellar	2
73.	Mastic associated with 12" x 12" VFT – Beige with brown blotches	Selective removal locations, 11th floor through cellar	2
74.	12" x 12" VFT – Peach with white blotches	Selective removal locations, 11th floor through cellar	2
75.	Mastic associated with 12" x 12" VFT – Peach with white blotches	Selective removal locations, 11th floor through cellar	2
76.	12" x 12" VFT – Burgundy with black blotches	Selective removal locations, 11th floor through cellar	2
77.	Mastic associated with 12" x 12" VFT – Burgundy with black blotches	Selective removal locations, 11th floor through cellar	2
78.	12" x 12" VFT – Green with white blotches	Selective removal locations, 11th floor through cellar	2

HA #	Suspect Material	Location(s)	No. of Samples Collected
79.	Mastic associated with 12" x 12" VFT – Green with white blotches	Selective removal locations, 11th floor through cellar	2
80.	12" x 12" VFT – Pink with purple blotches	Selective removal locations, 11th floor through cellar	2
81.	Mastic associated with 12" x 12" VFT – Pink with purple blotches	Selective removal locations, 11th floor through cellar	2
82.	12" x 12" VFT – Brown with Beige blotches	Selective removal locations, 11th floor through cellar	2
83.	Mastic associated with 12" x 12" VFT – Brown with Beige blotches	Selective removal locations, 11th floor through cellar	2
84.	12" x 12" VFT – Beige with brown blotches orange hues	Selective removal locations, 11th floor through cellar	2
85.	Mastic associated with 12" x 12" VFT – Beige with brown blotches orange hues	Selective removal locations, 11th floor through cellar	2
86.	12" x 12" VFT – Burgundy with blue blotches	Selective removal locations, 11th floor through cellar	2
87.	Mastic associated with 12" x 12" VFT – Burgundy with blue blotches	Selective removal locations, 11th floor through cellar	2
88.	12" x 12" VFT – Marble	Selective removal locations, 11th floor through cellar	2
89.	Mastic associated with 12" x 12" VFT – Marble	Selective removal locations, 11th floor through cellar	2
90.	12" x 12" VFT – Gray with white blotches	Selective removal locations, 11th floor through cellar	2
91.	Mastic associated with 12" x 12" VFT – Gray with white blotches	Selective removal locations, 11th floor through cellar	2
92.	12" x 12" VFT – Cream with brown blotches	Selective removal locations, 11th floor through cellar	2
93.	Masti associated with 12" x 12" VFT – Cream with brown blotches	Selective removal locations, 11th floor through cellar	2
94.	12" x 12" VFT – Light blue with blue blotches	Selective removal locations, 11th floor through cellar	2
95.	Mastic associated with 12" x 12" VFT – Light blue with blue blotches	Selective removal locations, 11th floor through cellar	2
96.	12" x 12" VFT – Green with dark green blotches	Selective removal locations, 11th floor through cellar	2
97.	Mastic associated with 12" x 12" VFT – Green with dark green blotches	Selective removal locations, 11th floor through cellar	2
98.	12" x 12" VFT – Red with beige blotches	Selective removal locations, 11th floor through cellar	2
99.	Mastic associated with 12" x 12" VFT – Red with beige blotches	Selective removal locations, 11th floor through cellar	2
100.	Self-leveling material under 12" x 12" VFT	Selective removal locations, 11th floor through cellar	3
101.	9" x 9" VFT under 12" x 12" VFT	Selective removal locations, 11th floor through cellar	5
102.	Mastic associated with 9" x 9" VFT under 12" x 12" VFT	Selective removal locations, 11th floor through cellar	5
103.	9" x 9" VFT – Brown with beige blotches and orange hues	Selective removal locations, 11th floor through cellar	2
104.	Mastic associated with 9" x 9" VFT – Brown with beige blotches and orange hues	Selective removal locations, 11th floor through cellar	2

HA #	Suspect Material	Location(s)	No. of Samples Collected
105.	9" x 9" VFT – Beige with White blotches	Selective removal locations, 11th floor through cellar	2
106.	Mastic associated 9" x 9" VFT – Beige with White blotches	Selective removal locations, 11th floor through cellar	2
107.	9" x 9" VFT – Gray with white blotches and orange hues	Selective removal locations, 11th floor through cellar	2
108.	Mastic associated with 9" x 9" VFT – Gray with white blotches and orange hues	Selective removal locations, 11th floor through cellar	2
109.	9" x 9" VFT – Red with beige blotches	Selective removal locations, 11th floor through cellar	2
110.	Mastic associated with 9" x 9" VFT – Red with beige blotches	Selective removal locations, 11th floor through cellar	2
111.	9" x 9" VFT – Dark brown with beige blotches	Selective removal locations, 11th floor through cellar	2
112.	Mastic associated with 9" x 9" VFT – Dark brown with beige blotches	Selective removal locations, 11th floor through cellar	2
113.	Self-leveling material under 9" x 9" VFT	Selective removal locations, 11th floor through cellar	3
114.	Door core insulation	Selective removal locations, 11th floor through cellar	0
115.	Backing associated with marble wall	Selective removal locations, 11th floor through cellar	0
116.	Backing associated with marble door saddle	Selective removal locations, 11th floor through cellar	0
117.	Backing associated with concrete door saddle	Selective removal locations, 11th floor through cellar	0
118.	Mastic associated with bathroom mirrors	Selective removal locations, 11th floor through cellar - Bathrooms	0
119.	Backing associated with courtroom benches	Selective removal locations, 11th floor through cellar – Courtrooms	0

All bulk samples collected from friable materials were analyzed by Polarized Light Microscopy (PLM). All samples collected from Non-friable Organically Bound (NOB) materials or friable ceiling tiles containing cellulose were analyzed first by Polarized Light Microscopy (NOB-PLM). If NOB-PLM analysis produced results ≤1% or no asbestos was detected, then the samples were further analyzed by Transmission Electron Microscopy (NOB-TEM). The PLM analysis of friable materials was performed by Precision's in-house laboratory. The NOB-PLM and NOB-TEM analysis of non-friable materials and ceiling tiles containing cellulose were subcontracted to an outside laboratory.

Laboratory analysis found the concentration of asbestos in 26 out of the 113 homogeneous materials/areas tested to be greater than one percent (>1.0%). Therefore, these 26 homogeneous materials/areas are confirmed ACM and must be treated as such.

Less than 1.0% (<1.0%) or no asbestos was detected in the remaining 87 homogeneous materials/areas tested. These 87 homogeneous materials/areas are non-ACM, and they can be treated as such.

Bulk samples were not collected from 6 suspect asbestos-containing homogeneous materials/areas found in areas to be affected by the proposed scope of work. These 6 homogeneous materials/areas will be affected

by the proposed scope of work, but they couldn't be tested because they were inaccessible. These 6 assumed ACM must be tested or removed as ACM before the commencement of the work.

Listing of confirmed ACMs, assumed ACMs and Non-ACMs is provided in Table 2 below:

Table 2: Confirmed ACM, assumed ACM and Non-ACM homogeneous materials.

HA #	Suspect Material	Location(s)	Laboratory Results	Estimated Quantity	Comments
1.	Electrical wiring insulation - Red	Selective removal locations, 11th floor through cellar	**9.6 % Chry. (ACM)**	**2,500 SF**	Selective removal locations, 11th floor through cellar
2.	Electrical wiring insulation - Brown	Selective removal locations, 11th floor through cellar	None Detected (Non-ACM)	N/A	
3.	Electrical wiring insulation - Orange	Selective removal locations, 11th floor through cellar	None Detected (Non-ACM)	N/A	
4.	Electrical wiring insulation - White	Selective removal locations, 11th floor through cellar	**5 % Chry. (ACM)**	**5,000 SF**	Selective removal locations, 11th floor through cellar
5.	Electrical wiring insulation - Black	Selective removal locations, 11th floor through cellar	**14 % Chry. (ACM)**		
6.	Electrical wiring insulation - Beige	Selective removal locations, 11th floor through cellar	None Detected (Non-ACM)	N/A	
7.	Electrical wiring insulation - Yellow	Selective removal locations, 11th floor through cellar	None Detected (Non-ACM)	N/A	
8.	Joint compound associated with gypsum board	Selective removal locations, 11th floor through cellar	**0.3% Chry**. (Non-ACM)	N/A	
9.	Gypsum board	Selective removal locations, 11th floor through cellar	None Detected (Non-ACM)	N/A	
10.	Terracotta mortar	Selective removal locations, 11th floor through cellar	None Detected (Non-ACM)	N/A	
11.	Caulking associated with gypsum board to wooden wall	Room 724 – Courtroom	**1.5 % Anth. (ACM)**	**2 SF**	• 724 – Courtroom (2 SF)
12.	Wall plaster – 1st Coat	Selective removal locations, 11th floor through cellar	None Detected (Non-ACM)	N/A	
13.	Wall plaster – 2nd Coat	Selective removal locations, 11th floor through cellar	None Detected (Non-ACM)	N/A	
14.	Ceiling plaster – 1st Coat	Selective removal locations, 11th floor through cellar	None Detected (Non-ACM)	N/A	
15.	Ceiling plaster – 2nd Coat	Selective removal locations, 11th floor through cellar	None Detected (Non-ACM)	N/A	
16.	Insulation associated with	Selective removal	None Detected	N/A	

HA #	Suspect Material	Location(s)	Laboratory Results	Estimated Quantity	Comments
	bathroom partition	locations, 11th floor through cellar - Bathrooms	(Non-ACM)		
17.	Interior door frame caulking, soft textured – Gray	2nd Floor, Reception desk	None Detected (Non-ACM)	N/A	
18.	Exterior door frame caulking, hard textured - Brown	2nd Floor, Reception desk	**1.9 % Anth. (ACM)**	**2 SF**	• 247 – Reception desk (2 SF)
19.	2' x 4' Ceiling tiles – fissured	Selective removal locations, 11th floor through cellar	None Detected (Non-ACM)	N/A	
20.	1’ x 1’ Ceiling tiles – fissured	Selective removal locations, 11th floor through cellar	None Detected (Non-ACM)	N/A	
21.	2’ x 2’ Ceiling tiles – pinhole	Selective removal locations, 11th floor through cellar	None Detected (Non-ACM)	N/A	
22.	Glazed brick grout	Selective removal locations, 11th floor through cellar – Storage rooms	None Detected (Non-ACM)	N/A	
23.	Glazed brick mortar	Selective removal locations, 11th floor through cellar – Storage rooms	None Detected (Non-ACM)	N/A	
24.	Corrugated pipe insulation	Selective removal locations, 11th floor through cellar	**5.7 % Chry. (ACM)**	**1,065 LF**	• 240C – Men’s bathroom (15 LF) • 240 – Women’s bathroom (15 LF) • 245 – Men’s bathroom (15 LF) • 246A – Women’s bathroom (15 LF) • 309B – Women’s bathroom (15 LF) • 309C – Men’s bathroom (15 LF) • 371A – All gender bathroom (15 LF) • 371B – All gender bathroom (15 LF) • 372A – All gender bathroom (15 LF) • 372B – All gender bathroom (15 LF) • 373A – All gender bathroom (15 LF) • 373B – All gender bathroom (15 LF) • 374B – All gender bathroom (15 LF) • 374C – All gender bathroom (15 LF) • 388B – Men’s bathroom (15 LF) • 388C – Women’s bathroom (15

HA #	Suspect Material	Location(s)	Laboratory Results	Estimated Quantity	Comments
					LF) • 417B – All gender bathroom (15 LF) • 417C – All gender bathroom (15 LF) • 427B – All gender bathroom (15 LF) • 427C – All gender bathroom (15 LF) • 435B – All gender bathroom (15 LF) • Corridor outside courtroom 443 (15 LF) • 445A – Women's bathroom (15 LF) • 454 – Men's bathroom (15 LF) • 536C – Men's bathroom (15 LF) • 536B – Women's bathroom (15 LF) • 543B – Women's bathroom (15 LF) • 543C – Men's bathroom (15 LF) • 544C – Men's bathroom (15 LF) • 544B – Women's bathroom (15 LF) • 545A – Women's bathroom (15 LF) • 551B – Women's bathroom (15 LF) • 551C – Men's bathroom (15 LF) • 554 – Men's bathroom (15 LF) • 557C – Men's bathroom (15 LF) • 557B – Women's bathroom (15 LF) • 558B – Women's bathroom (15 LF) • 558C – Men's bathroom (15 LF) • 636 – Steno (15 LF) • 645 – Women's bathroom (15 LF) • 653 – Men's bathroom (15 LF) • 736C – Men's bathroom (15 LF) • 736B – Women's bathroom (15 LF) • 737C – Men's bathroom (15 LF) • 737B – Women's bathroom (15 LF) • 742C – Men's bathroom (15 LF) • 742B – Women's bathroom (15 LF) • 743C – Men's bathroom (15 LF) • 743B – Women's bathroom (15

HA #	Suspect Material	Location(s)	Laboratory Results	Estimated Quantity	Comments
					LF) • 744C – Men's bathroom (15 LF) • 744B – Women's bathroom (15 LF) • 745A – Women's bathroom (15 LF) • 754 – Men's bathroom (15 LF) • 817B – Women's bathroom (15 LF) • 817C – Men's bathroom (15 LF) • 826B – Women's bathroom (15 LF) • 826C – Men's bathroom (15 LF) • 827B – Women's bathroom (15 LF) • 827C – Men's bathroom (15 LF) • 827F – Women's bathroom (15 LF) • 827G – Men's bathroom (15 LF) • 845 – Women's bathroom (15 LF) • 853 – Men's bathroom (15 LF) • 945A – Women's bathroom (15 LF) • 954 – Men's bathroom (15 LF) • 959B – Women's bathroom (15 LF) • 959C – Men's bathroom (15 LF) • 1045 – Women's bathroom (15 LF) • 1053 – Men's bathroom (15 LF) • 1128 – Women's bathroom (15 LF) • 1168 – Men's bathroom (15 LF)
25.	Felt paper associated with corrugated pipe insulation	Selective removal locations, 11th floor through cellar	None Detected (Non-ACM)	N/A	
26.	Pipe joint associated with corrugated pipe insulation	Selective removal locations, 11th floor through cellar	**5.0 % Chry. (ACM)**	**210 LF**	• 240C – Men's bathroom (3 LF) • 240 – Women's bathroom (3 LF) • 245 – Men's bathroom (3 LF) • 246A – Women's bathroom (3 LF) • 309B – Women's bathroom (3 LF) • 309C – Men's bathroom (3 LF) • 371A – All gender bathroom (3 LF) • 371B – All gender bathroom (3 LF) • 372A – All gender bathroom (3 LF) • 372B – All gender bathroom (3

HA #	Suspect Material	Location(s)	Laboratory Results	Estimated Quantity	Comments
					LF) • 373A – All gender bathroom (3 LF) • 373B – All gender bathroom (3 LF) • 374B – All gender bathroom (3 LF) • 374C – All gender bathroom (3 LF) • 388B – Men's bathroom (3 LF) • 388C – Women's bathroom (3 LF) • 417B – All gender bathroom (3 LF) • 417C – All gender bathroom (3 LF) • 427B – All gender bathroom (3 LF) • 427C – All gender bathroom (3 LF) • 435B – All gender bathroom (3 LF) • Corridor outside courtroom 443 (3 LF) • 445A – Women's bathroom (3 LF) • 454 – Men's bathroom (3 LF) • 536C – Men's bathroom (3 LF) • 536B – Women's bathroom (3 LF) • 543B – Women's bathroom (3 LF) • 543C – Men's bathroom (3 LF) • 544C – Men's bathroom (3 LF) • 544B – Women's bathroom (3 LF) • 545A – Women's bathroom (3 LF) • 551B – Women's bathroom (3 LF) • 551C – Men's bathroom (3 LF) • 554 – Men's bathroom (3 LF) • 557C – Men's bathroom (3 LF) • 557B – Women's bathroom (3 LF) • 558B – Women's bathroom (3 LF) • 558C – Men's bathroom (3 LF) • 645 – Women's bathroom (3 LF) • 653 – Men's bathroom (3 LF) • 736C – Men's bathroom (3 LF) • 736B – Women's bathroom (3

HA #	Suspect Material	Location(s)	Laboratory Results	Estimated Quantity	Comments
					LF) • 737C – Men's bathroom (3 LF) • 737B – Women's bathroom (3 LF) • 742C – Men's bathroom (3 LF) • 742B – Women's bathroom (3 LF) • 743C – Men's bathroom (3 LF) • 743B – Women's bathroom (3 LF) • 744C – Men's bathroom (3 LF) • 744B – Women's bathroom (3 LF) • 745A – Women's bathroom (3 LF) • 754 – Men's bathroom (3 LF) • 817B – Women's bathroom (3 LF) • 817C – Men's bathroom (3 LF) • 826B – Women's bathroom (3 LF) • 826C – Men's bathroom (3 LF) • 827B – Women's bathroom (3 LF) • 827C – Men's bathroom (3 LF) • 827F – Women's bathroom (3 LF) • 827G – Men's bathroom (3 LF) • 845 – Women's bathroom (3 LF) • 853 – Men's bathroom (3 LF) • 945A – Women's bathroom (3 LF) • 954 – Men's bathroom (3 LF) • 959B – Women's bathroom (3 LF) • 959C – Men's bathroom (3 LF) • 1045 – Women's bathroom (3 LF) • 1053 – Men's bathroom (3 LF) • 1128 – Women's bathroom (3 LF) • 1168 – Men's bathroom (3 LF)
27.	Outside felt paper associated with horsehair pipe insulation	Selective removal locations, 11th floor through cellar	None Detected (Non-ACM)	N/A	
28.	Horsehair pipe insulation	Selective removal locations, 11th floor through cellar	None Detected (Non-ACM)	N/A	
29.	Inside felt paper associated with horsehair pipe insulation	Selective removal locations, 11th floor through cellar	None Detected (Non-ACM)	N/A	
30.	Wrap paper associated	Selective removal	None Detected	N/A	

HA #	Suspect Material	Location(s)	Laboratory Results	Estimated Quantity	Comments
	with fiberglass pipe insulation	locations, 11th floor through cellar	(Non-ACM)		
31.	Pipe joint associated with fiberglass pipe insulation	Selective removal locations, 11th floor through cellar	**20 % Chry. (ACM)**	**600 LF**	All bathroom pipe chases, room and hallway plenums.
32.	Ceramic wall tile base – grout	Selective removal locations, 11th floor through cellar – Bathroom vestibules	None Detected (Non-ACM)	N/A	
33.	Ceramic wall tile base – mastic	Selective removal locations, 11th floor through cellar – Bathroom vestibules	None Detected (Non-ACM)	N/A	
34.	Ceramic wall tile – grout – 11th - 5th floor	Selective removal locations, 11th floor through 5th floor – Bathrooms	None Detected (Non-ACM)	N/A	
35.	Ceramic wall tile – mastic – 11th - 5th floor	Selective removal locations, 11th floor through 5th floor – Bathrooms	None Detected (Non-ACM)	N/A	
36.	Ceramic floor tile – grout – 11th - 5th floor	Selective removal locations, 11th floor through 5th floor – Bathrooms	None Detected (Non-ACM)	N/A	
37.	Ceramic floor tile – mortar 11th - 5th floor	Selective removal locations, 11th floor through 5th floor – Bathrooms	None Detected (Non-ACM)	N/A	
38.	Soft concrete under mortar 11th - 5th floor	Selective removal locations, 11th floor through 5th floor – Bathrooms	None Detected (Non-ACM)	N/A	
39.	Cinder fill material under soft concrete 11th - 5th floor	Selective removal locations, 11th floor through 5th floor – Bathrooms	None Detected (Non-ACM)	N/A	
40.	Caulking associated with bathroom fixtures 11th - 5th floor	Selective removal locations, 11th floor through 5th floor – Bathrooms	None Detected (Non-ACM)	N/A	
41.	Backing associated with bathroom fixtures 11th - 5th floor	Selective removal locations, 11th floor through 5th floor – Bathrooms	None Detected (Non-ACM)	N/A	
42.	Ceramic wall tile – grout 4th - 2nd floor	Selective removal locations, 4th floor through 2nd floor – Bathrooms	None Detected (Non-ACM)	N/A	
43.	Ceramic wall tile – mastic 4th - 2nd floor	Selective removal locations, 4th floor through 2nd floor – Bathrooms	**1.9 % Chry. (ACM)**	**6,000 SF**	• 245 – Men's bathroom (600 SF) • 246A – Women's bathroom (600 SF) • 254 – Women's bathroom (70 SF)

HA #	Suspect Material	Location(s)	Laboratory Results	Estimated Quantity	Comments
					• 240C – Men's toilet (400 SF) • 240 – Women's toilet (400 SF) • 306 – All gender bathroom (180 SF) • 309B – Women's bathroom (100 SF) • 309C – Men's bathroom (100 SF) • 371A – All gender bathroom (100 SF) • 371B – All gender bathroom (100 SF) • 372A – All gender bathroom (100 SF) • 372B – All gender bathroom (100 SF) • 373A – All gender bathroom (100 SF) • 373B – All gender bathroom (100 SF) • 374B – All gender bathroom (100 SF) • 374C – All gender bathroom (100 SF) • 383A – All gender bathroom (100 SF) • 383B – All gender bathroom (100 SF) • 384A – All gender bathroom (100 SF) • 384B – All gender bathroom (100 SF) • 388A – All gender bathroom (100 SF) • 388B – All gender bathroom (100 SF) • 391A – All gender bathroom (100 SF) • 391B – All gender bathroom (100 SF) • 392A – All gender bathroom (100 SF) • 392B – All gender bathroom (100 SF) • 417B – All gender bathroom (180 SF) • 417C – All gender bathroom (180 SF) • 427B – All gender bathroom (180 SF) • 427C – All gender bathroom (180 SF)

HA #	Suspect Material	Location(s)	Laboratory Results	Estimated Quantity	Comments
					• 435B – All gender bathroom (180 SF) • 445A – Women's bathroom (450 SF) • 454 – Men's bathroom (400 SF)
44.	Ceramic floor tile – grout 4th - 2nd floor	Selective removal locations, 4th floor through 2nd floor – Bathrooms	None Detected (Non-ACM)	N/A	
45.	Ceramic floor tile – mastic 4th - 2nd floor	Selective removal locations, 4th floor through 2nd floor – Bathrooms	None Detected (Non-ACM)	N/A	
46.	Waterproofing membrane under ceramic floor tile 4th - 2nd floor	Selective removal locations, 4th floor through 2nd floor – Bathrooms	None Detected (Non-ACM)	N/A	
47.	Ceramic floor tile – mortar 4th - 2nd floor	Selective removal locations, 4th floor through 2nd floor – Bathrooms	None Detected (Non-ACM)	N/A	
48.	Soft concrete under ceramic floor tiles 4th - 2nd floor	Selective removal locations, 4th floor through 2nd floor – Bathrooms	None Detected (Non-ACM)	N/A	
49.	Cinder fill material under soft concrete 4th - 2nd floor	Selective removal locations, 4th floor through 2nd floor – Bathrooms	None Detected (Non-ACM)	N/A	
50.	Caulking associated with bathroom fixtures – white 4th - 2nd floor	Selective removal locations, 4th floor through 2nd floor – Bathrooms	None Detected (Non-ACM)	N/A	
51.	Caulking associated wall tiles to floor tiles – gray 4th - 2nd floor	Selective removal locations, 4th floor through 2nd floor – Bathrooms	None Detected (Non-ACM)	N/A	
52.	Window caulking	Selective removal location, Office #190A	None Detected (Non-ACM)	N/A	
53.	Door saddle - Vinyl	Selective removal locations, 11th floor through cellar	None Detected (Non-ACM)	N/A	
54.	Mastic associated with vinyl door saddle	Selective removal locations, 11th floor through cellar	None Detected (Non-ACM)	N/A	
55.	Cinderblock mortar	Selective removal locations, 11th floor through cellar	None Detected (Non-ACM)	N/A	
56.	Baseboard molding 4" – Black	Selective removal locations, 11th floor through cellar	None Detected (Non-ACM)	N/A	
57.	Mastic associated with baseboard molding 4" – Black	Selective removal locations, 11th floor through cellar	None Detected (Non-ACM)	N/A	
58.	Baseboard molding 6" – Black	Selective removal locations, 11th floor through cellar	None Detected (Non-ACM)	N/A	
59.	Mastic associated with baseboard molding 6" – Black	Selective removal locations, 11th floor through cellar	None Detected (Non-ACM)	N/A	
60.	Terrazzo floor	Selective removal	None Detected	N/A	

HA #	Suspect Material	Location(s)	Laboratory Results	Estimated Quantity	Comments
		locations, 11th floor through cellar	(Non-ACM)		
61.	Terrazzo floor – mortar	Selective removal locations, 11th floor through cellar	None Detected (Non-ACM)	N/A	
62.	Vapor barrier under terrazzo floor	Selective removal locations, 11th floor through cellar	None Detected (Non-ACM)	N/A	
63.	Cinder fill material under terrazzo floor	Selective removal locations, 11th floor through cellar	None Detected (Non-ACM)	N/A	
64.	Carpet glue	Selective removal locations, 11th floor through cellar	None Detected (Non-ACM)	N/A	
65.	Ceramic wall tile base – backing - 11th - 5th floor	Selective removal locations, 11th floor through cellar - Bathrooms	**3.0 % Chry. (ACM)**	**210 SF**	• 653A – Vestibule (30 SF) • 745B – Vestibule (30 SF) • 853C – Vestibule (30 SF) • 945B – Vestibule (30 SF) • 1053A – Vestibule (30 SF) • 1128A – Vestibule (30 SF) • 1168A – Vestibule (30 SF)
66.	12" x 12" VFT – Beige with white blotches	Selective removal locations, 11th floor through cellar	None Detected (Non-ACM)	**114 SF**	These 12”x12” VFT & associated mastic are asbestos-contaminated because asbestos-containing 9”x9” floor tiles exist underneath. • 1047 – Foreclosures & Divorce (30 SF) • 306 – All gender bathroom (4 SF) • 309 – Jury room (20 SF) • 309A – Vestibule (60 SF)
67.	Mastic associated with 12" x 12" VFT – Beige with white blotches	Selective removal locations, 11th floor through cellar	None Detected (Non-ACM)		
68.	12" x 12" VFT – Blue with white blotches	Selective removal locations, 11th floor through cellar	None Detected (Non-ACM)	**188 SF**	These 12”x12” VFT & associated mastic are asbestos-contaminated because asbestos-containing 9”x9” floor tiles exist underneath. • Help center – 122C (4 SF) • Corridor outside jury’s room 417 (15 SF) • Corridor outside jury’s room 417A (15 SF) • Corridor outside jury’s room 427 (15 SF) • Corridor outside jury’s room 427A (15 SF) • Corridor outside jury’s room 435 (15 SF) • Corridor outside jury’s room 536 (15 SF) • Corridor outside jury’s room 543
69.	Mastic associated with 12" x 12" VFT – Blue with white blotches	Selective removal locations, 11th floor through cellar	None Detected (Non-ACM)		

HA #	Suspect Material	Location(s)	Laboratory Results	Estimated Quantity	Comments
					(15 SF) • Corridor outside jury's room 544 (15 SF) • Corridor outside jury's room 551 (15 SF) • Corridor outside jury's room 557 (15 SF) • Corridor outside jury's room 558 (15 SF) • Corridor outside women's bathroom 1045 (6 SF) • Corridor outside women's bathroom 1053A (6 SF) • Corridor outside vestibule 1128A (6 SF) • Corridor outside vestibule 1168A (6 SF)
70.	12" x 12" VFT – Pink with white blotches	Selective removal locations, 11th floor through cellar	None Detected (Non-ACM)	**166 SF**	These 12"x12" VFT are asbestos-contaminated because of the mastic underneath is asbestos-containing. Also, asbestos-containing 9"x9" floor tiles exist underneath 12"x12" VFT. • 817A – Vestibule (6 SF) • 817 – Jury room (15 SF) • 826A – Vestibule (6 SF) • 826 – Jury room (15 SF) • 536A – Vestibule (6 SF) • 536 – Jury room (20 SF) • 543A – Vestibule (6 SF) • 543 – Jury room (20 SF) • 551A – Vestibule (6 SF) • 551 – Jury room (20 SF) • 557A – Vestibule (6 SF) • 557 – Jury room (20 SF) • 959 – Jury room (20 SF)
71.	Mastic associated with 12" x 12" VFT – Pink with white blotches	Selective removal locations, 11th floor through cellar	**2.0 % Chry. (ACM)**		
72.	12" x 12" VFT – Beige with brown blotches	Selective removal locations, 11th floor through cellar	None Detected (Non-ACM)	**1,007 SF**	These 12"x12" VFT & associated mastic are asbestos-contaminated because asbestos-containing 9"x9" floor tiles exist underneath. • 94 – Copy room (10 SF) • 109 – Records (4 SF) • 210 – Waiting room (42 SF) • 212 – Office (200 SF) • 213 – Office (200 SF) • 221 – Office (200 SF)
73.	Mastic associated with 12" x 12" VFT – Beige with brown blotches	Selective removal locations, 11th floor through cellar	None Detected (Non-ACM)		

HA #	Suspect Material	Location(s)	Laboratory Results	Estimated Quantity	Comments
					• 222 – Office (200 SF) • 224 – Courtroom (50 SF) • 349 – Library (20 SF) • 356 – Courtroom (6 SF) • 360 – Courtroom (6 SF) • 362 – Courtroom (6 SF) • 364 – Courtroom (6 SF) • 366 – Courtroom (6 SF) • 525 – Courtroom (10 SF) • Corridor outside women's bathroom 645 (4 SF) • Corridor outside storage room 653B (10 SF) • 827A – Vestibule (6 SF) • 827 – Jury room (15 SF) • Corridor outside vestibule 959A (6 SF)
74.	12" x 12" VFT – Peach with white blotches	Selective removal locations, 11th floor through cellar	None Detected (Non-ACM)	**74 SF**	These 12"x12" VFT & associated mastic are asbestos-contaminated because asbestos-containing 9"x9" floor tiles exist underneath. • 319 – Courtroom (4 SF) • 423 – Courtroom (10 SF) • 456 – Courtroom (10 SF) • 461 – Courtroom (10 SF) • 469 – Courtroom (10 SF) • 561 – Courtroom (10 SF) • 724 – Courtroom (10 SF) • 938 – Courtroom (10 SF)
75.	Mastic associated with 12" x 12" VFT – Peach with white blotches	Selective removal locations, 11th floor through cellar	None Detected (Non-ACM)		
76.	12" x 12" VFT – Burgundy with black blotches	Selective removal locations, 11th floor through cellar	None Detected (Non-ACM)	**242 SF**	These 12"x12" VFT & associated mastic are asbestos-contaminated because asbestos-containing 9"x9" floor tiles exist underneath. • Corridor outside jury room 371 (4 SF) • Corridor outside jury room 372 (4 SF) • Corridor outside jury room 383 (4 SF) • Corridor outside jury room 384 (4 SF) • Corridor outside jury room 383 (4 SF) • Corridor outside jury room 384 (4 SF) • Corridor outside jury room 388A (4 SF) • Corridor outside jury room 391
77.	Mastic associated with 12" x 12" VFT – Burgundy with black blotches	Selective removal locations, 11th floor through cellar	None Detected (Non-ACM)		

HA #	Suspect Material	Location(s)	Laboratory Results	Estimated Quantity	Comments
					(10 SF) • Corridor outside jury room 392 (10 SF) • 544A – Vestibule (4 SF) • 544 – Jury room (20 SF) • 558A – Vestibule (4 SF) • 558 – Jury room (20 SF) • 736A – Vestibule (4 SF) • 736 – Jury room (20 SF) • 737A – Vestibule (4 SF) • 737 – Jury room (20 SF) • 742A – Vestibule (4 SF) • 742 – Jury room (20 SF) • 743A – Vestibule (4 SF) • 743 – Jury room (20 SF) • 827A – Jury room (25 SF) • 827E – Jury room (25 SF)
78.	12" x 12" VFT – Green with white blotches	Selective removal locations, 11th floor through cellar	None Detected (Non-ACM)	**76 SF**	These 12”x12” VFT & associated mastic are asbestos-contaminated because asbestos-containing 9”x9” floor tiles exist underneath. • 144 – Office (6 SF) • Corridor outside vestibule 736A (10 SF) • Corridor outside vestibule 737A (10 SF) • Corridor outside vestibule 742A (10 SF) • Corridor outside vestibule 743A (10 SF) • Corridor outside vestibule 744A (10 SF) • Corridor outside jury room 826A (4 SF) • Corridor outside jury room 827A (4 SF) • Corridor outside jury room 827E (4 SF) • Corridor outside women’s bathroom 845 (4 SF) • Corridor outside vestibule 853C (4 SF)
79.	Mastic associated with 12" x 12" VFT – Green with white blotches	Selective removal locations, 11th floor through cellar	None Detected (Non-ACM)		
80.	12" x 12" VFT – Pink with purple blotches	Selective removal locations, 11th floor through cellar	**6.2 % Chry. (ACM)**	**44 SF**	• 417 – Jury room (18 SF) • 744A – Vestibule (9 SF) • 744 – Jury room (17 SF)
81.	Mastic associated with 12" x 12" VFT – Pink with purple blotches	Selective removal locations, 11th floor through cellar	**1.6 % Chry. (ACM)**		
82.	12" x 12" VFT – Brown with Beige blotches	Selective removal locations, 11th floor through cellar	None Detected (Non-ACM)	**96 SF**	These 12”x12” VFT & associated mastic are considered to be asbestos-contaminated because

HA #	Suspect Material	Location(s)	Laboratory Results	Estimated Quantity	Comments
83.	Mastic associated with 12" x 12" VFT – Brown with Beige blotches	Selective removal locations, 11th floor through cellar	None Detected (Non-ACM)		asbestos-containing 9”x9” floor tiles may exist underneath. • 357 – Courtroom (6 SF) • 359 – Courtroom (6 SF) • 361 – Courtroom (6 SF) • 363 – Courtroom (10 SF) • 365 – Courtroom (10 SF) • 388 – Jury room (18 SF) • 774 – Courtroom (20 SF) • 774 – Courtroom (20 SF)
84.	12" x 12" VFT – Beige with brown blotches orange hues	Selective removal locations, 11th floor through cellar	**4.0 % Chry. (ACM)**	**1,124 SF**	• 371 – Jury room (40 SF) • 372 – Jury room (52 SF) • 373 – Jury room (40 SF) • 374 – Jury room (52 SF) • 383 – Jury room (52 SF) • 384 – Jury room (52 SF) • 388A – Corridor (120 SF) • 391 – Jury room (52 SF) • 392 – Jury room (52 SF) • 417A – Jury room (18 SF) • 427 – Jury room (18 SF) • 427A – Jury room (18 SF) • 435 – Jury room (18 SF) • 419 – Courtroom (130 SF) • 424 – Courtroom (130 SF) • 438 – Courtroom (150 SF) • 479 – Courtroom (130 SF)
85.	Mastic associated with 12" x 12" VFT – Beige with brown blotches orange hues	Selective removal locations, 11th floor through cellar	**3.8 % Chry. (ACM)**	**962 SF**	• 371 – Jury room (40 SF) • 372 – Jury room (52 SF) • 383 – Jury room (52 SF) • 384 – Jury room (52 SF) • 388 – Jury room (50 SF) • 391 – Jury room (52 SF) • 392 – Jury room (52 SF) • 417A – Jury room (18 SF) • 427 – Jury room (18 SF) • 427A – Jury room (18 SF) • 435 – Jury room (18 SF) • 419 – Courtroom (130 SF) • 424 – Courtroom (130 SF) • 438 – Courtroom (150 SF) • 479 – Courtroom (130 SF)
86.	12" x 12" VFT – Burgundy with blue blotches	Selective removal locations, 11th floor through cellar	None Detected (Non-ACM)	**4 SF**	These 12”x12” VFT & associated mastic are asbestos-contaminated because asbestos-containing 9”x9” floor tiles exist underneath.
87.	Mastic associated with	Selective removal	None Detected		

HA #	Suspect Material	Location(s)	Laboratory Results	Estimated Quantity	Comments
	12" x 12" VFT – Burgundy with blue blotches	locations, 11th floor through cellar	(Non-ACM)		• 319 – Courtroom (4 SF)
88.	12" x 12" VFT – Marble	Selective removal locations, 11th floor through cellar	None Detected (Non-ACM)	N/A	
89.	Mastic associated with 12" x 12" VFT – Marble	Selective removal locations, 11th floor through cellar	None Detected (Non-ACM)	N/A	
90.	12" x 12" VFT – Gray with white blotches	Selective removal locations, 11th floor through cellar	None Detected (Non-ACM)	**468 SF**	These 12”x12” VFT & associated mastic are asbestos-contaminated because asbestos-containing 9”x9” floor tiles exist underneath. • 94 – Copy room (10 SF) • 139 – Storage room (40 SF) • 145 – Office (400 SF) • 156A – Waiting room (4 SF) • 184C – Vestibule (4 SF) • By Elevator lobby 192B (10 SF)
91.	Mastic associated with 12" x 12" VFT – Gray with white blotches	Selective removal locations, 11th floor through cellar	None Detected (Non-ACM)		
92.	12" x 12" VFT – Cream with brown blotches	Selective removal locations, 11th floor through cellar	None Detected (Non-ACM)	**60 SF**	These 12”x12” VFT & associated mastic are asbestos-contaminated because asbestos-containing 9”x9” floor tiles exist underneath. • 94 – Copy room (10 SF) • 574 – Courtroom (50 SF)
93.	Masti associated with 12" x 12" VFT – Cream with brown blotches	Selective removal locations, 11th floor through cellar	None Detected (Non-ACM)		
94.	12" x 12" VFT – Light blue with blue blotches	Selective removal locations, 11th floor through cellar	None Detected (Non-ACM)	N/A	
95.	Mastic associated with 12" x 12" VFT – Light blue with blue blotches	Selective removal locations, 11th floor through cellar	None Detected (Non-ACM)	N/A	
96.	12" x 12" VFT – Green with dark green blotches	Selective removal locations, 11th floor through cellar	None Detected (Non-ACM)	**10 SF**	These 12”x12” VFT & associated mastic are asbestos-contaminated because asbestos-containing 9”x9” floor tiles exist underneath. • 94 – Copy room (10 SF)
97.	Mastic associated with 12" x 12" VFT – Green with dark green blotches	Selective removal locations, 11th floor through cellar	None Detected (Non-ACM)		
98.	12" x 12" VFT – Red with beige blotches	Selective removal locations, 11th floor through cellar	**3.8 % Chry. (ACM)**	**32 SF**	• 192B – Cashier counter (32 SF) Associated mastic is asbestos-contaminated.
99.	Mastic associated with 12" x 12" VFT – Red with beige blotches	Selective removal locations, 11th floor through cellar	None Detected (Non-ACM)		
100.	Self-leveling material under 12" x 12" VFT	Selective removal locations, 11th floor through cellar	None Detected (Non-ACM)	N/A	
101.	9" x 9" VFT under 12" x 12" VFT	Selective removal locations, 11th floor through cellar	**5.8 % Chry. (ACM)**	This VAT and associated mastic are found underneath the various types of 12”x12” VFT as noted in this Table. The quantity of this VAT is	

HA #	Suspect Material	Location(s)	Laboratory Results	Estimated Quantity	Comments
102.	Mastic associated with 9" x 9" VFT under 12" x 12" VFT	Selective removal locations, 11th floor through cellar	**1.7 % Chry. (ACM)**	included in the quantity of the 12X12 VFT.	
103.	9" x 9" VFT – Brown with beige blotches and orange hues	Selective removal locations, 11th floor through cellar	**4.9 % Chry. (ACM)**	**600 SF**	• 441 – Courtroom (50 SF) • 525 – Courtroom (10 SF) • 538 – Courtroom (20 SF) • 541 – Courtroom (20 SF) • 556 – Courtroom (50 SF) • 575 – Courtroom (10 SF) • 738 – Courtroom (50 SF) • 741 – Courtroom (50 SF) • 756 – Courtroom (50 SF) • 761 – Courtroom (50 SF) • 929 – Courtroom (30 SF) • 941 – Courtroom (50 SF) • 956 – Courtroom (30 SF) • 961 – Courtroom (30 SF) • 969 – Courtroom (50 SF) • 974 – Courtroom (50 SF)
104.	Mastic associated with 9" x 9" VFT – Brown with beige blotches and orange hues	Selective removal locations, 11th floor through cellar	None Detected (Non-ACM)		
105.	9" x 9" VFT – Beige with White blotches	Selective removal locations, 11th floor through cellar	**4.0 % Chry. (ACM)**	**70 SF**	• 725 – Courtroom (70 SF)
106.	Mastic associated 9" x 9" VFT – Beige with White blotches	Selective removal locations, 11th floor through cellar	**4.4 % Chry. (ACM)**		
107.	9" x 9" VFT – Gray with white blotches and orange hues	Selective removal locations, 11th floor through cellar	**8.8 % Chry. (ACM)**	**50 SF**	• 524 – Courtroom (50 SF)
108.	Mastic associated with 9" x 9" VFT – Gray with white blotches and orange hues	Selective removal locations, 11th floor through cellar	**4.5 % Chry. (ACM)**		
109.	9" x 9" VFT – Red with beige blotches	Selective removal locations, 11th floor through cellar	**6.1 % Chry. (ACM)**	**80 SF**	• 192B – Vestibule (80 SF)
110.	Mastic associated with 9" x 9" VFT – Red with beige blotches	Selective removal locations, 11th floor through cellar	**2.5 % Chry. (ACM)**		
111.	"9" x 9" VFT – Dark brown with beige blotches	Selective removal locations, 11th floor through cellar	**6.3 % Chry. (ACM)**	**182 SF**	• 94 – Cellar (32 SF) • 924 – Courtroom (150 SF) Associated mastic is asbestos-contaminated.
112.	Mastic associated with "9" x 9" VFT – Dark brown with beige blotches	Selective removal locations, 11th floor through cellar	None Detected (Non-ACM)		
113.	Self-leveling material under 9" x 9" VFT	Selective removal locations, 11th floor through cellar	None Detected (Non-ACM)	N/A	
114.	Door core insulation	Selective removal locations, 11th floor through cellar	**Assumed ACM**	**3,150 SF**	

HA #	Suspect Material	Location(s)	Laboratory Results	Estimated Quantity	Comments
115.	Backing associated with marble wall	Selective removal locations, 11th floor through cellar	**Assumed ACM**	**628 SF**	• Corridor 101A (21 SF) • 103A – Elevator Lobby (42 SF) • 120 – Corridor (21 SF) • 122A – Corridor (21 SF) • 122C – Help center (42 SF) • 156A – Waiting room (84 SF) • 145 – Office (42 SF) • 195A – Elevator lobby (42 SF) • 210 – Waiting room (42 SF) • 240 – Women's bathroom (17 SF) • 240C – Men's bathroom (17 SF) • 224 – Courtroom/Vestibule (84 SF) • 247 – Reception desk (10 SF) • 454 – Men's bathroom (17 SF) • 524 – Courtroom (42 SF) • 574 – Courtroom (42 SF) • 724B – Vestibule (42 SF)
116.	Backing associated with marble door saddle	Selective removal locations, 11th floor through cellar	**Assumed ACM**	**7 SF**	• 240 – Women's bathroom (1 SF) • 240C – Men's bathroom (1 SF) • 417B – All gender bathroom (1 SF) • 417C – All gender bathroom (1 SF) • 427B – All gender bathroom (1 SF) • 427C – All gender bathroom (1 SF) • 435B – All gender bathroom (1 SF)
117.	Backing associated with concrete door saddle	Selective removal locations, 11th floor through cellar	**Assumed ACM**	**47 SF**	• 306 – All gender bathroom (1 SF) • 309B – Women's bathroom (1 SF) • 309C – Men's bathroom (1 SF) • 445A – Women's bathroom (1 SF) • 454 – Men's bathroom (1 SF) • 536B – Women's bathroom (1 SF) • 536C – Men's bathroom (1 SF) • 543B – Women's bathroom (1 SF) • 543C – Men's bathroom (1 SF) • 544B – Women's bathroom (1 SF) • 544C – Men's bathroom (1 SF) • 551B – Women's bathroom (1 SF)

HA #	Suspect Material	Location(s)	Laboratory Results	Estimated Quantity	Comments
					• 551C – Men's bathroom (1 SF) • 557B – Women's bathroom (1 SF) • 557C – Men's bathroom (1 SF) • 558B – Women's bathroom (1 SF) • 558C – Men's bathroom (1 SF) • 645 – Women's bathroom (1 SF) • 653A – Vestibule (1SF) • 653B – Storage Room (1 SF) • 742B – Women's bathroom (1 SF) • 742C – Men's bathroom (1 SF) • 737B – Women's bathroom (1 SF) • 737C – Men's bathroom (1 SF) • 736B – Women's bathroom (1 SF) • 736C – Men's bathroom (1 SF) • 743B – Women's bathroom (1 SF) • 743C – Men's Bathroom (1 SF) • 744B – Women's Bathroom (1 SF) • 744C – Men's Bathroom (1 SF) • 817B – Women's Bathroom (1 SF) • 817C – Men's Bathroom (1 SF) • 826B – Women's Bathroom (1 SF) • 826C – Men's Bathroom (1 SF) • 827B – Women's Bathroom (1 SF) • 827C – Men's Bathroom (1 SF) • 827F – Women's Bathroom (1 SF) • 827G – Men's Bathroom (1 SF) • 845 – Women's Bathroom (1 SF) • 853C – Vestibule (1 SF) • 959A – Vestibule (1 SF) • 959B – Women's Bathroom (1 SF) • 959C – Men's Bathroom (1 SF) • 1045 – Women's Bathroom (1 SF) • 1053A – Vestibule (1 SF) • 1168A – Vestibule (1 SF) • 1128A – Vestibule (1 SF)
118.	Mastic associated with bathroom mirrors	Selective removal locations, 11th floor through cellar - Bathrooms	**Assumed ACM**	**450 SF**	All bathrooms

HA #	Suspect Material	Location(s)	Laboratory Results	Estimated Quantity	Comments
119.	Backing associated with courtroom benches	Selective removal locations, 11th floor through cellar – Courtrooms	**Assumed ACM**	**6,300 SF**	All courtrooms

LF = Linear Feet **SF** = Square Feet **N/A** = Not Applicable **Chr**. = Chrysotile

All bulk samples analytical results, as well as sample locations are outlined in detail in the attached "BULK SAMPLE DATA AND CHAIN OF CUSTODY FORM" and laboratories analysis reports.

All confirmed and assumed ACM listed in Table 2 above must be removed prior to them being disturbed by the proposed renovation works. All asbestos abatement work must be performed by a licensed asbestos abatement contractor and in accordance with all applicable Federal, State and Local asbestos rules and regulations.

It is possible that additional ACM associated with the Site may exist in areas not exposed/encountered or accessible during the asbestos survey/bulk sampling event. In the event that additional suspect ACMs are encountered and/or additional confirmed ACM are found during the proposed renovation work, the work should immediately stop and not resume until the suspected ACM are tested and found to be Non-ACM or all confirmed ACMs are properly removed. The quantities of confirmed ACM provided in Table 2 above were estimated thus actual quantities may vary.

2.0 Lead Based Paint (LBP):

The limited LBP survey was performed by Precision's USEPA/NYSDOL Certified Lead-Based Paint Risk Assessor/Inspector Mr. Christopher Mikil (Certificate No. LBP-R-I207885-1) and USEPA/NYSDOL Certified Lead-Based Paint Inspector Mr. Nikolaos Charalambous (Certificate No. LBP-I-I235331-1), on January 12th, 13th, 17th, 18th, February 3rd, 4th, 5th, and 25th, 2023. During this limited LBP survey, Precision inspected the interior spaces that would be affected by the proposed accessibility renovation works.

As a result, a total of 43 representative paint chip bulk samples were collected from various painted surfaces/components detailed in Table 3 below. These paint chip bulk samples were hand delivered to a certified third-party laboratory to be analyzed for lead content. The paint chip bulk samples collected were analyzed utilizing Flame/Atomic Absorption Spectrum (F/AAS) in accordance with EPA 3050B Modified/7000B Method.

Laboratory analysis found the concentration of lead in all 43 paint chip bulk samples collected to be below 0.25% (<0.25%) by weight. As per the amended NYC Local Law 66, as of December 1, 2021, **LBP** is defined as any paint, varnish, shellac, or other coating that contains lead equal to or above 0.5 mg/cm^2, as measured by an XRF analyzer or 0.25% by weight by laboratory analysis. Therefore, all painted surfaces/components represented by the samples collected/analyzed are considered Non-LBP and can be treated as such.

However, lead concentration of above the detection limit but below 0.25% by weight was detected in 15 of the 43 representative samples collected. Therefore, the painted surfaces/components represented by these samples are considered lead-containing paint (LCP) and should be handled accordingly.

The lead concentration in the remaining 28 samples was less than the Reporting Limit (RL) of 0.03% by weight reported by the laboratory. The painted surfaces/components represented by these samples should also be treated as LCP.

Summary of the painted surfaces/components tested, and laboratory results are detailed in Table 3 below and in the attached laboratory analysis report and paint chip sample chain of custody.

Table 3: Summary of the painted surfaces/components tested and laboratory results.

Testing Combination					Paint Condition	Laboratory Results (% by weight)	Final Paint Classification
Sample No.	Location	Components	Substrate	Paint Color			
1	11th Floor, Room #1168, Women's Bathroom	Bathroom partition	Metal	Blue	Intact	0.07	LCP
2	11th Floor, Room #1168A, Vestibule	Door	Wood	Blue	Intact	0.07	LCP
3	11th Floor, Room #1168A, Vestibule	Door case	Metal	Blue	Intact	0.07	LCP
4	11th Floor, Room #1168A, Vestibule	Door vent	Metal	Blue	Intact	0.07	LCP
5	11th Floor, Room #1168, Women's Bathroom	Wall #1	Plaster	White	Intact	0.11	LCP
6	10th Floor, Room #1052A, Janitor closet	Ceiling tile	Metal	Beige	Intact	<0.03	LCP
7	10th Floor, Room #1053B, Storage Room	Door	Wood	Beige	Intact	0.08	LCP
8	10th Floor, Room #1053B, Storage Room	Door case	Metal	Beige	Intact	0.07	LCP
9	10th Floor, Room #1045, Women's Toilet	Door saddle	Marble	Black	Intact	<0.03	LCP
10	9th Floor, Room #959B, Women's Bathroom	Door vent	Metal	Beige	Intact	<0.03	LCP
11	8th Floor, Room #845, Women's Bathroom	Bathroom partition	Metal	Gray	Intact	0.07	LCP
12	8th Floor, Room #853, Men's Bathroom	Ceiling	Plaster	White	Intact	0.04	LCP
13	8th Floor, Room #826A, Vestibule	Door	Wood	Green	Intact	<0.03	LCP
14	8th Floor, Room #826A, Vestibule	Door case	Metal	Gray	Intact	<0.03	LCP
15	8th Floor, Room #826A, Vestibule	Door case	Metal	Green	Intact	<0.03	LCP
16	8th Floor, Room #845, Women's Bathroom	Door vent	Metal	Green	Intact	0.07	LCP
17	7th Floor, Room #724, Courtroom	Door	Wood	Varnish	Intact	<0.03	LCP

Testing Combination					Paint Condition	Laboratory Results (% by weight)	Final Paint Classification
Sample No.	Location	Components	Substrate	Paint Color			
18	6th Floor, Room #653B, Storage Room	Door	Wood	Gray	Intact	0.17	LCP
19	6th Floor, Room #653, Men's Bathroom	Door	Metal	Blue	Intact	<0.03	LCP
20	Hallway outside, 4th Floor, Room #417, Jury Room	Ceiling tile	Metal	White	Intact	<0.03	LCP
21	3rd Floor, Room 306, All gender Bathroom	Bathroom partition	Metal	Brown	Intact	<0.03	LCP
22	3rd Floor, Room 306, All gender Bathroom	Door	Wood	White	Intact	0.20	LCP
23	3rd Floor, Room 371A, All gender Bathroom	Door	Metal	Beige	Intact	<0.03	LCP
24	3rd Floor, Room 319, Courtroom	Door case	Wood	Varnish	Intact	<0.03	LCP
25	3rd Floor, Room 306, All gender Bathroom	Door case	Metal	White	Intact	0.15	LCP
26	3rd Floor, Room 306, All gender Bathroom	Door vent	Metal	White	Intact	0.15	LCP
27	3rd Floor, Room 391A, All gender Bathroom	Wall #2	Gypsum board	White	Intact	0.14	LCP
28	2nd Floor, Room #245, Men's Bathroom	Access panel	Metal	Blue	Intact	<0.03	LCP
29	2nd Floor, Room #221, Office	Counter	Metal	Beige	Intact	<0.03	LCP
30	2nd Floor, Room #212, Office	Counter	Metal	Gray	Intact	<0.03	LCP
31	2nd Floor, Room #222, Office	Counter	Other	Brown	Intact	<0.03	LCP
32	2nd Floor, Room #212, Office	Counter door	Wood	Gray	Intact	<0.03	LCP
33	2nd Floor, Room #210, Office	Counter door	Metal	White	Fair	<0.03	LCP
34	2nd Floor, Room #245, Men's Bathroom	Door	Metal	White	Fair	<0.03	LCP
35	2nd Floor, Room #222, Office	Door	Metal	Brown	Intact	<0.03	LCP
36	2nd Floor, Room #212, Office	Wall #2	Plaster	Gray	Intact	<0.03	LCP

Testing Combination					Paint Condition	Laboratory Results (% by weight)	Final Paint Classification
Sample No.	Location	Components	Substrate	Paint Color			
37	2nd Floor, Room #245, Men's Bathroom	Exhaust vent	Metal	White	Intact	<0.03	LCP
38	1st Floor, By Room #189, Vestibule	Door	Metal	Blue	Fair	<0.03	LCP
39	1st Floor, Room #184C, Vestibule	Wall #2	Plaster	Green	Intact	<0.03	LCP
40	9th Floor, Room #945, Vestibule	Wall #3	Plaster	Beige	Intact	<0.03	LCP
41	1st Floor, Room #189, Hallway	Wall #	Gypsum board	Green	Intact	<0.03	LCP
42	1st Floor, Room #189, Vestibule	Wall #3	Gypsum board	Blue	Intact	<0.03	LCP
43	2nd Floor, Room #258, Records	Wall #1	Gypsum board	Gray	Intact	<0.03	LCP

LBP = Lead-based Paint LCP = Lead Containing Paint

All bulk samples collected from suspect LBP and analytical results, as well as sample locations are outlined in detail in the attached "BULK SAMPLE DATA AND CHAIN OF CUSTODY FORM" and laboratories analysis reports.

Based on the paint chips laboratory results, Precision recommends the following:

- The confirmed lead containing paint (LCP), which is any paint with detectable lead concentration of less than 0.5 mg/cm^2 or 0.25% by weight identified in this report (see Table 3 above) should be handled in accordance with EPA Renovation, Repair Program and applicable OSHA standards during the construction. According to OSHA regulations, certified lead abatement professionals don't need to be used to perform construction work in these areas, however all workers must wear appropriate personal protective equipment including respiratory protection. During the first stages of construction work an initial exposure assessment including personal air monitoring and analysis may be performed. If results from this monitoring indicate that workers not wearing respiratory protection would not be exposed to amounts of lead at or above the action level of 30 µg/m^3 for an 8-hour time weighted average, then respiratory protection may be discontinued.

- All trades involved in this project must be made aware of the presence of LBP and Lead-containing paint. All contractors performing the work must comply with EPA Renovation, Repair Program, OSHA and all other applicable Federal, State and Local rules and regulations.

It is possible that additional suspect LBP coatings may exist/associated with the painted surfaces not tested during this survey that may potentially disturbed during the proposed work. If suspected LBP coatings are encountered during the proposed work, these materials should be considered LBP and handled as such until they are tested and found to be otherwise.

Attached please find the following:

- Precision's & subcontracted laboratories bulk sample asbestos analysis reports and chain of custody form
- Subcontracted laboratories bulk paint chip sample lead analysis reports and chain of custody form
- Personnel and laboratory licenses & certifications

If you have any questions or require additional information, please do not hesitate to contact me at (718) 383-2626. Sincerely,

Precision Environmental Inc.



Christopher Mikil
NYC Asbestos Investigator

Attachments

PRECISION ENVIRONMENTAL INC.

36-15A 23rd Street
Long Island City, NY 11106
Tel: 718.383.2626 Fax: 718.383.7780
www.precision-enviro.com

PLM ANALYSIS LETTER

The samples were analyzed by industry accepted methods in accordance with EPA and ELAP methods using Polarized Light Microscopy (PLM) with dispersion staining in conjunction with stereoscopical analysis. Point counts are performed on samples regulated by these agencies. The Environmental Laboratory Approval Program (ELAP) has determined that analysis of non-friable organically bound materials (i.e. floor tile, roofing, etc.) is not reliable when performed by Polarized Light Microscopy (PLM) method. Therefore, if this analysis included that of non-friable materials under PLM and the results were negative, Precision must add this disclaimer to maintain our ELAP accreditation:

> "Polarized light microscopy is not consistently reliable in detecting asbestos in floor coverings and similar non-friable organically bound materials. Quantitative Transmission Electron Microscopy is currently the only method that can be used to determine if this material can be considered or treated as non-asbestos containing".

Non-friable samples that contained *Trace* or *No* PLM detectable are classified as Inconclusive. Samples that are layered and analyzed by the gravimetric method as composites (NESHAP, AHERA) should be considered positive if results are between trace and 1%, unless every layer is analyzed separately.

EPA does not regulate mixed mineral assemblage like the anthophylite-talc intergrowth that is found in paint and caulking unless these materials contain asbestos in an amount greater than 1%. Anthophyllite detected in paint and caulking samples might be a talc intergrowth.

Precision does not have the capability of performing TEM or gravimetric NOB PLM for vermiculite confirmations; however Precision can provide TEM or NOB PLM confirmations via an outside approved laboratory if so desired.

All bulk sample reports are checked and reviewed two times. Unused portions of samples are archived for three months unless client requests special handling. This report must not be used by the client to claim product endorsement by NIST or any agency of the U.S. government.

All bulk samples are tested for vermiculite and the amount of vermiculite calculated is reported. If no vermiculite is reported indicates that no vermiculite is detected. The analysis method for vermiculite is ELAP 198.6. "This method does not remove vermiculite and may underestimate the level of asbestos present in a sample containing greater than 10% vermiculite."

Precision is not responsible for sample collection and analytical procedures not performed by our laboratory. This report may not be reproduced in part without the laboratory permission.

Precision will not be liable for analytical results from samples that are not prepared/collected according to the standard methods (EPA, ELAP, etc.) used by the lahoratory (e.g. composite samples from different locations, straight TEM samples without gravimetric procedures, dust samples, non-friable samples by PLM only).

Laboratory Equipment: Laboratory analysis was accomplished utilizing Olympus BH-2 Microscopes.

Quality Control: Precision is accredited by NVLAP Lab Code 200640-0 and NY State DOH ELAP Lab ID 11764 for bulk and air fiber analyses. Precision participates in the Bulk Asbestos Sample Quality Assurance Programs for NVLAP and ELAP and maintains an in-house QC/QA program for bulk samples whereby 10% of all submitted samples are reanalyzed and documented in a Quality Control Manual. Precision also participates in a quarterly round robin QC/QA program for bulk samples with several accredited laboratories throughout the United States. Current and past QC/QA program results are available in the laboratory for inspection.

Accuracy and Precision: The phase abundances provided by point count may be considered within the limits of variability inherent in the method employed. For point counts the detection limit of 0.25% is based on one asbestos point counted over 400 non-empty points. If <1 point counted and asbestos is detected, a trace result will be reported. All samples are point counted.

The analyses were supervised by Michael Parpounas, Laboratory Director, who has extensive experience in asbestos analysis by PLM and other methods. Please contact me regarding any questions relating to these materials at 718-383-2626.

1. EPA Methods: 600/M4-82-020
2. ELAP Method: 4088 Item 198.1

Sincerely,
Precision Environmental Inc

Michael Parpounas
Laboratory Director

https://precisionenvirocom.sharepoint.com/sites/LABORATORY/Shared Documents/General/Lab Forms/PLM-2023/B13_PLM Report cover.doc Revision No. 23 January 3, 2023, by Caidong Shi
Form No. B13

PRECISION ENVIRONMENTAL INC.
36-15A 23rd Street, LIC, NY 11106
Tel: 718.383.2626, Fax: 718.383.7780
Accredited by NVLAP #200640-0, NY State ELAP #11764

BULK ASBESTOS ANALYSIS RESULTS

Client: Ronnette Riley Architect

Sampling Date : 2/25/2023
Date Received : 2/27/2023 12:00:00 PM
Date Analyzed : 2/28/2023
Precision Batch #: 23-5176
Methods: EPA 600/M4/ 82/ 020 ☐
ELAP 198.1 ☑
Microscope #: 213413

Project: Kings County Supreme Court
360 Adams Street
Brooklyn, NY 11201
Location: Selected areas, basement throught 11th floor
Project # 2352-23-0001

Sample #	*Location*	*Type of Material*	*Method*	*Color*	*Asbestos % Type by NOB PLM/TEM*	*Asbestos % Type by PLM*	*Non-Asbestos % Fibrous*	*Non-Asbestos % Non-Fibrous*
1 *23-5176-1*	3rd floor Jury room #391	Electrical wiring insulation - red	NOB-PLM/TEM	Red	See NOTE 8			
2 *23-5176-2*	5th floor vestibule #558A	Electrical wiring insulation - red	NOB-PLM/TEM	Red	See NOTE 8			
3 *23-5176-3*	10th floor women's bathroom #1045	Electrical wiring insulation - red	NOB-PLM/TEM	Red	See NOTE 8			
4 *23-5176-4*	5th floor vestibule #558A	Electrical wiring insulation - brown	NOB-PLM/TEM	Dark br.	See NOTE 8			
5 *23-5176-5*	5th floor vestibule #558A	Electrical wiring insulation - brown	NOB-PLM/TEM	Dark br.	See NOTE 8			
6 *23-5176-6*	5th floor vestibule #558A	Electrical wiring insulation - brown	NOB-PLM/TEM	Dark br.	See NOTE 8			
7 *23-5176-7*	5th floor vestibule #558A	Electrical wiring insulation - orange	NOB-PLM/TEM	Orange	See NOTE 8			
8 *23-5176-8*	10th floor vestibule #1053A	Electrical wiring insulation - orange	NOB-PLM/TEM	Orange	See NOTE 8			

PRECISION ENVIRONMENTAL INC.
36-15A 23rd Street, LIC, NY 11106
Tel: 718.383.2626, Fax: 718.383.7780
Accredited by NVLAP #200640-0, NY State ELAP #11764

BULK ASBESTOS ANALYSIS RESULTS

Client: Ronnette Riley Architect

Sampling Date : 2/25/2023

Date Received : 2/27/2023 12:00:00 PM

Date Analyzed : 2/28/2023

Project: Kings County Supreme Court
360 Adams Street
Brooklyn, NY 11201

Precision Batch #: 23-5176

Methods: EPA 600/M4/ 82/ 020 ☐
ELAP 198.1 ☑

Location: Selected areas, basement throught 11th floor

Microscope #: 213413

Project # 2352-23-0001

Sample #	*Location*	*Type of Material*	*Method*	*Color*	*Asbestos % Type by NOB PLM/TEM*	*Asbestos % Type by PLM*	*Non-Asbestos % Fibrous*	*Non-Asbestos % Non-Fibrous*
9 *23-5176-9*	10th floor vestibule #1053A	Electrical wiring insulation - orange	NOB-PLM/TEM	Orange	See NOTE 8			
10 *23-5176-10*	5th floor Jury room #558	Electrical wiring insulation - white	PLM	Beige		5% Chrysotile	20% Cellulose	65% Mineral Filler Trace% Organic Bind 10% Metal
11 *23-5176-11*	Positive stop see #10	Positive stop see #10				NOT ANALYZED		
12 *23-5176-12*	Positive stop see #10	Positive stop see #10				NOT ANALYZED		
13 *23-5176-13*	5th floor Jury room #558	Electrical wiring insulation - black	NOB-PLM/TEM	Black	See NOTE 8			
14 *23-5176-14*	10th floor vestibule #1053A	Electrical wiring insulation - black	NOB-PLM/TEM	Black	See NOTE 8			
15 *23-5176-15*	10th floor vestibule #1053A	Electrical wiring insulation - black	NOB-PLM/TEM	Black	See NOTE 8			
16 *23-5176-16*	5th floor vestibule #558A	Electrical wiring insulation - beige	NOB-PLM/TEM	Beige	See NOTE 8			

PRECISION ENVIRONMENTAL INC.
36-15A 23rd Street, LIC, NY 11106
Tel: 718.383.2626, Fax: 718.383.7780
Accredited by NVLAP #200640-0, NY State ELAP #11764

BULK ASBESTOS ANALYSIS RESULTS

Client: Ronnette Riley Architect

Sampling Date : 2/25/2023
Date Received : 2/27/2023 12:00:00 PM
Date Analyzed : 2/28/2023
Precision Batch #: 23-5176
Methods: EPA 600/M4/ 82/ 020 ☐
ELAP 198.1 ☑
Microscope #: 213413

Project: Kings County Supreme Court
360 Adams Street
Brooklyn, NY 11201
Location: Selected areas, basement throught 11th floor
Project # 2352-23-0001

Sample #	*Location*	*Type of Material*	*Method*	*Color*	*Asbestos % Type by NOB PLM/TEM*	*Asbestos % Type by PLM*	*Non-Asbestos % Fibrous*	*Non-Asbestos % Non-Fibrous*
17 *23-5176-17*	10th floor vestibule #1053A	Electrical wiring insulation - beige	NOB-PLM/TEM	Beige	See NOTE 8			
18 *23-5176-18*	10th floor vestibule #1053A	Electrical wiring insulation - beige	NOB-PLM/TEM	Beige	See NOTE 8			
19 *23-5176-19*	10th floor vestibule #1053A	Electrical wiring insulation - yellow	NOB-PLM/TEM	Yellow	See NOTE 8			
20 *23-5176-20*	10th floor vestibule #1053A	Electrical wiring insulation - yellow	NOB-PLM/TEM	Yellow	See NOTE 8			
21 *23-5176-21*	10th floor women's bathroom #1045	Electrical wiring insulation - yellow	NOB-PLM/TEM	Yellow	See NOTE 8			
22 *23-5176-22*	3rd floor Jury room #391	Joint compound associated with gypsum board	PLM	Lt. tan		0.3% Chrysotile		99.7% Mineral Filler
23 *23-5176-23*	7th floor court room #724	Joint compound associated with gypsum board	PLM	Lt. tan		NONE DETECTED		100% Mineral Filler
24 *23-5176-24*	5th floor court room #525	Joint compound associated with gypsum board	PLM	White		NONE DETECTED		100% Mineral Filler

PRECISION ENVIRONMENTAL INC.
36-15A 23rd Street, LIC, NY 11106
Tel: 718.383.2626, Fax: 718.383.7780
Accredited by NVLAP #200640-0, NY State ELAP #11764

BULK ASBESTOS ANALYSIS RESULTS

Client: Ronnette Riley Architect

Sampling Date : 2/25/2023
Date Received : 2/27/2023 12:00:00 PM
Date Analyzed : 2/28/2023
Precision Batch #: 23-5176
Methods: EPA 600/M4/ 82/ 020 ☐
ELAP 198.1 ☑
Microscope #: 213413

Project: Kings County Supreme Court
360 Adams Street
Brooklyn, NY 11201
Location: Selected areas, basement throught 11th floor
Project # 2352-23-0001

Sample #	*Location*	*Type of Material*	*Method*	*Color*	*Asbestos % Type by NOB PLM/TEM*	*Asbestos % Type by PLM*	*Non-Asbestos % Fibrous*	*Non-Asbestos % Non-Fibrous*
25 *23-5176-25*	4th floor Jury room #417A	Joint compound associated with gypsum board	PLM	Lt. tan		NONE DETECTED		100% Mineral Filler
26 *23-5176-26*	3rd floor Jury room #372	Joint compound associated with gypsum board	PLM	Lt. tan		NONE DETECTED		100% Mineral Filler
27 *23-5176-27*	3rd floor all gender bathroom #372B	Joint compound associated with gypsum board	PLM	Lt. tan		0.3% Chrysotile		99.7% Mineral Filler
28 *23-5176-28*	3rd floor Jury room #383	Joint compound associated with gypsum board	PLM	Lt. tan		0.3% Chrysotile		99.7% Mineral Filler
29 *23-5176-29*	3rd floor Jury room #391	Joint compound associated with gypsum board	PLM	Lt. tan		0.3% Chrysotile		99.7% Mineral Filler
30 *23-5176-30*	2nd floor corridor by room #250A	Joint compound associated with gypsum board	PLM	White		NONE DETECTED		100% Mineral Filler
31 *23-5176-31*	3rd floor Jury room #391	Gypsum board	PLM	Beige		NONE DETECTED	Trace% Cellulose Trace% FiberGlass	100% Mineral Filler
32 *23-5176-32*	7th floor court room #724	Gypsum board	PLM	Beige		NONE DETECTED	2% Cellulose Trace% FiberGlass	98% Mineral Filler

PRECISION ENVIRONMENTAL INC.
36-15A 23rd Street, LIC, NY 11106
Tel: 718.383.2626, Fax: 718.383.7780
Accredited by NVLAP #200640-0, NY State ELAP #11764

BULK ASBESTOS ANALYSIS RESULTS

Client: Ronnette Riley Architect

Sampling Date : 2/25/2023
Date Received : 2/27/2023 12:00:00 PM
Date Analyzed : 2/28/2023
Precision Batch #: 23-5176
Methods: EPA 600/M4/ 82/ 020 ☐
ELAP 198.1 ☑
Microscope #: 213413

Project: Kings County Supreme Court
360 Adams Street
Brooklyn, NY 11201
Location: Selected areas, basement throught 11th floor
Project # 2352-23-0001

Sample #	*Location*	*Type of Material*	*Method*	*Color*	*Asbestos % Type by NOB PLM/TEM*	*Asbestos % Type by PLM*	*Non-Asbestos % Fibrous*	*Non-Asbestos % Non-Fibrous*
33 *23-5176 -33*	5th floor court room #525	Gypsum board	PLM	Beige		NONE DETECTED	10% Cellulose Trace% FiberGlass	90% Mineral Filler
34 *23-5176 -34*	10th floor storage room #1053B	Terracotta mortar	PLM	Tan		NONE DETECTED		100% Mineral Filler
35 *23-5176 -35*	6th floor shaft #653C	Terracotta mortar	PLM	Tan		NONE DETECTED		100% Mineral Filler
36 *23-5176 -36*	6th floor shaft #653C	Terracotta mortar	PLM	Tan		NONE DETECTED		100% Mineral Filler
37 *23-5176 -37*	7th floor court room #724	Caulking associated with gypsum board to wooden wall	NOB-PLM/TEM	Tan	See NOTE 8			
38 *23-5176 -38*	7th floor court room #724	Caulking associated with gypsum board to wooden wall	NOB-PLM/TEM	Tan	See NOTE 8			
39 *23-5176 -39*	7th floor court room #724	Caulking associated with gypsum board to wooden wall	NOB-PLM/TEM	Tan	See NOTE 8			
40 *23-5176 -40*	10th floor women's bathroom #1045	Wall plaster - 1st coat	PLM	White		NONE DETECTED		100% Mineral Filler

PRECISION ENVIRONMENTAL INC.
36-15A 23rd Street, LIC, NY 11106
Tel: 718.383.2626, Fax: 718.383.7780
Accredited by NVLAP #200640-0, NY State ELAP #11764

BULK ASBESTOS ANALYSIS RESULTS

Client: Ronnette Riley Architect

Sampling Date : 2/25/2023
Date Received : 2/27/2023 12:00:00 PM
Date Analyzed : 2/28/2023
Precision Batch #: 23-5176
Methods: EPA 600/M4/ 82/ 020 ☐
ELAP 198.1 ☑
Microscope #: 213413

Project: Kings County Supreme Court
360 Adams Street
Brooklyn, NY 11201
Location: Selected areas, basement throught 11th floor
Project # 2352-23-0001

Sample #	*Location*	*Type of Material*	*Method*	*Color*	*Asbestos % Type by NOB PLM/TEM*	*Asbestos % Type by PLM*	*Non-Asbestos % Fibrous*	*Non-Asbestos % Non-Fibrous*
41 *23-5176-41*	11th floor vestibule #1128A	Wall plaster - 1st coat	PLM	White		NONE DETECTED		100% Mineral Filler
42 *23-5176-42*	8th floor Jury room #827E	Wall plaster - 1st coat	PLM	White		NONE DETECTED		100% Mineral Filler
43 *23-5176-43*	7th floor Jury room #737	Wall plaster - 1st coat	PLM	White		NONE DETECTED		100% Mineral Filler
44 *23-5176-44*	7th floor women's bathroom #743B	Wall plaster - 1st coat	PLM	White		NONE DETECTED		100% Mineral Filler
45 *23-5176-45*	6th floor men's bathroom #653	Wall plaster - 1st coat	PLM	White		NONE DETECTED		100% Mineral Filler
46 *23-5176-46*	5th floor court room #525	Wall plaster - 1st coat	PLM	White		NONE DETECTED		100% Mineral Filler
47 *23-5176-47*	4th floor Jury room #427	Wall plaster - 1st coat	PLM	White		NONE DETECTED		100% Mineral Filler
48 *23-5176-48*	3rd floor all gender bathroom #306	Wall plaster - 1st coat	PLM	White		NONE DETECTED		100% Mineral Filler

PRECISION ENVIRONMENTAL INC.
36-15A 23rd Street, LIC, NY 11106
Tel: 718.383.2626, Fax: 718.383.7780
Accredited by NVLAP #200640-0, NY State ELAP #11764

BULK ASBESTOS ANALYSIS RESULTS

Client: Ronnette Riley Architect

Sampling Date : 2/25/2023
Date Received : 2/27/2023 12:00:00 PM
Date Analyzed : 2/28/2023
Precision Batch #: 23-5176
Methods: EPA 600/M4/ 82/ 020 ☐
ELAP 198.1 ☑
Microscope #: 213413

Project: Kings County Supreme Court
360 Adams Street
Brooklyn, NY 11201
Location: Selected areas, basement throught 11th floor
Project # 2352-23-0001

Sample #	*Location*	*Type of Material*	*Method*	*Color*	*Asbestos % Type by NOB PLM/TEM*	*Asbestos % Type by PLM*	*Non-Asbestos % Fibrous*	*Non-Asbestos % Non-Fibrous*
49 *23-5176-49*	10th floor women's bathroom #1045	Wall plaster - 2nd coat	PLM	Brown		NONE DETECTED		100% Mineral Filler
50 *23-5176-50*	11th floor vestibule #1128A	Wall plaster - 2nd coat	PLM	Brown		NONE DETECTED		100% Mineral Filler
51 *23-5176-51*	8th floor Jury room #827E	Wall plaster - 2nd coat	PLM	Brown		NONE DETECTED		100% Mineral Filler
52 *23-5176-52*	7th floor Jury room #737	Wall plaster - 2nd coat	PLM	Brown		NONE DETECTED		100% Mineral Filler
53 *23-5176-53*	7th floor women's bathroom #743B	Wall plaster - 2nd coat	PLM	Brown		NONE DETECTED		100% Mineral Filler
54 *23-5176-54*	6th floor men's bathroom #653	Wall plaster - 2nd coat	PLM	Brown		NONE DETECTED		100% Mineral Filler
55 *23-5176-55*	5th floor court room #525	Wall plaster - 2nd coat	PLM	Brown		NONE DETECTED		100% Mineral Filler
56 *23-5176-56*	4th floor Jury room #427	Wall plaster - 2nd coat	PLM	Brown		NONE DETECTED		100% Mineral Filler

PRECISION ENVIRONMENTAL INC.
36-15A 23rd Street, LIC, NY 11106
Tel: 718.383.2626, Fax: 718.383.7780
Accredited by NVLAP #200640-0, NY State ELAP #11764

BULK ASBESTOS ANALYSIS RESULTS

Client: Ronnette Riley Architect

Sampling Date : 2/25/2023
Date Received : 2/27/2023 12:00:00 PM
Date Analyzed : 2/28/2023
Precision Batch #: 23-5176
Methods: EPA 600/M4/ 82/ 020 ☐
ELAP 198.1 ☑
Microscope #: 213413

Project: Kings County Supreme Court
360 Adams Street
Brooklyn, NY 11201
Location: Selected areas, basement throught 11th floor
Project # 2352-23-0001

Sample #	*Location*	*Type of Material*	*Method*	*Color*	*Asbestos % Type by NOB PLM/TEM*	*Asbestos % Type by PLM*	*Non-Asbestos % Fibrous*	*Non-Asbestos % Non-Fibrous*
57 *23-5176-57*	3rd floor all gender bathroom #306	Wall plaster - 2nd coat	PLM	Brown		NONE DETECTED		100% Mineral Filler
58 *23-5176-58*	5th floor men's bathroom #554	Ceiling plaster - 1st coat	PLM	White		NONE DETECTED		100% Mineral Filler
59 *23-5176-59*	9th floor vestibule #945B	Ceiling plaster - 1st coat	PLM	White		NONE DETECTED		100% Mineral Filler
60 *23-5176-60*	9th floor women's bathroom #959B	Ceiling plaster - 1st coat	PLM	White		NONE DETECTED		100% Mineral Filler
61 *23-5176-61*	8th floor women's bathroom #827F	Ceiling plaster - 1st coat	PLM	White		NONE DETECTED		100% Mineral Filler
62 *23-5176-62*	7th floor women's bathroom #745A	Ceiling plaster - 1st coat	PLM	White		NONE DETECTED		100% Mineral Filler
63 *23-5176-63*	6th floor men's bathroom #653	Ceiling plaster - 1st coat	PLM	White		NONE DETECTED		100% Mineral Filler
64 *23-5176-64*	5th floor men's bathroom #558C	Ceiling plaster - 1st coat	PLM	White		NONE DETECTED		100% Mineral Filler

PRECISION ENVIRONMENTAL INC.
36-15A 23rd Street, LIC, NY 11106
Tel: 718.383.2626, Fax: 718.383.7780
Accredited by NVLAP #200640-0, NY State ELAP #11764

BULK ASBESTOS ANALYSIS RESULTS

Client: Ronnette Riley Architect

Sampling Date : 2/25/2023
Date Received : 2/27/2023 12:00:00 PM
Date Analyzed : 2/28/2023
Precision Batch #: 23-5176
Methods: EPA 600/M4/ 82/ 020 ☐
ELAP 198.1 ☑
Microscope #: 213413

Project: Kings County Supreme Court
360 Adams Street
Brooklyn, NY 11201
Location: Selected areas, basement throught 11th floor
Project # 2352-23-0001

Sample #	*Location*	*Type of Material*	*Method*	*Color*	*Asbestos % Type by NOB PLM/TEM*	*Asbestos % Type by PLM*	*Non-Asbestos % Fibrous*	*Non-Asbestos % Non-Fibrous*
65 *23-5176-65*	3rd floor all gender bathroom #306	Ceiling plaster - 1st coat	PLM	White		NONE DETECTED		100% Mineral Filler
66 *23-5176-66*	2nd floor men's bathroom #245	Ceiling plaster - 1st coat	PLM	White		NONE DETECTED		100% Mineral Filler
67 *23-5176-67*	5th floor men's bathroom #554	Ceiling plaster - 2nd coat	PLM	Brown		NONE DETECTED	Trace% Cellulose	100% Mineral Filler
68 *23-5176-68*	9th floor vestibule #945B	Ceiling plaster - 2nd coat	PLM	Brown		NONE DETECTED	Trace% Cellulose	100% Mineral Filler
69 *23-5176-69*	9th floor women's bathroom #959B	Ceiling plaster - 2nd coat	PLM	Brown		NONE DETECTED		100% Mineral Filler
70 *23-5176-70*	8th floor women's bathroom #827F	Ceiling plaster - 2nd coat	PLM	Brown		NONE DETECTED		100% Mineral Filler
71 *23-5176-71*	7th floor women's bathroom #745A	Ceiling plaster - 2nd coat	PLM	Brown		NONE DETECTED		100% Mineral Filler
72 *23-5176-72*	6th floor men's bathroom #653	Ceiling plaster - 2nd coat	PLM	Brown		NONE DETECTED		100% Mineral Filler

PRECISION ENVIRONMENTAL INC.
36-15A 23rd Street, LIC, NY 11106
Tel: 718.383.2626, Fax: 718.383.7780
Accredited by NVLAP #200640-0, NY State ELAP #11764

BULK ASBESTOS ANALYSIS RESULTS

Client: Ronnette Riley Architect

Sampling Date : 2/25/2023
Date Received : 2/27/2023 12:00:00 PM
Date Analyzed : 2/28/2023
Precision Batch #: 23-5176
Methods: EPA 600/M4/ 82/ 020 ☐
ELAP 198.1 ☑
Microscope #: 213413

Project: Kings County Supreme Court
360 Adams Street
Brooklyn, NY 11201
Location: Selected areas, basement throught 11th floor
Project # 2352-23-0001

Sample #	*Location*	*Type of Material*	*Method*	*Color*	*Asbestos % Type by NOB PLM/TEM*	*Asbestos % Type by PLM*	*Non-Asbestos % Fibrous*	*Non-Asbestos % Non-Fibrous*
73 *23-5176-73*	5th floor men's bathroom #558C	Ceiling plaster - 2nd coat	PLM	Brown		NONE DETECTED		100% Mineral Filler
74 *23-5176-74*	3rd floor all gender bathroom #306	Ceiling plaster - 2nd coat	PLM	Brown		NONE DETECTED		100% Mineral Filler
75 *23-5176-75*	2nd floor men's bathroom #245	Ceiling plaster - 2nd coat	PLM	Brown		NONE DETECTED		100% Mineral Filler
76 *23-5176-76*	10th floor women's bathroom #1045	Insulation associated with bathroom partition	PLM	Beige		NONE DETECTED	98% Cellulose	2% Mineral Filler
77 *23-5176-77*	7th floor women's bathroom #745A	Insulation associated with bathroom partition	PLM	Brown		NONE DETECTED	100% Cellulose	
78 *23-5176-78*	6th floor men's bathroom #653	Insulation associated with bathroom partition	PLM	Beige		NONE DETECTED	99% Cellulose	1% Mineral Filler
79 *23-5176-79*	2nd floor reception desk by room #247	Interior door frame caulking, soft textured - gray	NOB-PLM/TEM	Gray	See NOTE 8			
80 *23-5176-80*	2nd floor reception desk by room #247	Interior door frame caulking, soft textured - gray	NOB-PLM/TEM	Gray	See NOTE 8			

PRECISION ENVIRONMENTAL INC.
36-15A 23rd Street, LIC, NY 11106
Tel: 718.383.2626, Fax: 718.383.7780
Accredited by NVLAP #200640-0, NY State ELAP #11764

BULK ASBESTOS ANALYSIS RESULTS

Client: Ronnette Riley Architect

Sampling Date : 2/25/2023
Date Received : 2/27/2023 12:00:00 PM
Date Analyzed : 2/28/2023
Precision Batch #: 23-5176
Methods: EPA 600/M4/ 82/ 020 ☐
ELAP 198.1 ☑
Microscope #: 213413

Project: Kings County Supreme Court
360 Adams Street
Brooklyn, NY 11201
Location: Selected areas, basement throught 11th floor
Project # 2352-23-0001

Sample #	*Location*	*Type of Material*	*Method*	*Color*	*Asbestos % Type by NOB PLM/TEM*	*Asbestos % Type by PLM*	*Non-Asbestos % Fibrous*	*Non-Asbestos % Non-Fibrous*
81 *23-5176-81*	2nd floor reception desk by room #247	Interior door frame caulking, soft textured - gray	NOB-PLM/TEM	Gray	See NOTE 8			
82 *23-5176-82*	2nd floor reception desk by room #247	Exterior door frame caulking, hard textured - brown	NOB-PLM/TEM	Gray	See NOTE 8			
83 *23-5176-83*	2nd floor reception desk by room #247	Exterior door frame caulking, hard textured - brown	NOB-PLM/TEM	Gray	See NOTE 8			
84 *23-5176-84*	2nd floor reception desk by room #247	Exterior door frame caulking, hard textured - brown	NOB-PLM/TEM	Gray	See NOTE 8			
85 *23-5176-85*	4th floor Jury room #417A	2' x 4' ceiling tiles - fissured	NOB-PLM/TEM	Brown	See NOTE 8		40% Cellulose 5% FiberGlass	55% Mineral Filler
86 *23-5176-86*	4th floor all gender bathroom #427B	2' x 4' ceiling tiles - fissured	NOB-PLM/TEM	Brown	See NOTE 8		40% Cellulose 5% FiberGlass	55% Mineral Filler
87 *23-5176-87*	4th floor all gender bathroom #435B	2' x 4' ceiling tiles - fissured	NOB-PLM/TEM	Brown	See NOTE 8		40% Cellulose 5% FiberGlass	55% Mineral Filler
88 *23-5176-88*	3rd floor Jury room #372	1' x 1' ceiling tiles - fissured	NOB-PLM/TEM	Gray	See NOTE 8		20% Cellulose 30% FiberGlass	50% Mineral Filler

PRECISION ENVIRONMENTAL INC.
36-15A 23rd Street, LIC, NY 11106
Tel: 718.383.2626, Fax: 718.383.7780
Accredited by NVLAP #200640-0, NY State ELAP #11764

BULK ASBESTOS ANALYSIS RESULTS

Client: Ronnette Riley Architect

Sampling Date : 2/25/2023
Date Received : 2/27/2023 12:00:00 PM
Date Analyzed : 2/28/2023
Precision Batch #: 23-5176
Methods: EPA 600/M4/ 82/ 020 ☐
ELAP 198.1 ☑
Microscope #: 213413

Project: Kings County Supreme Court
360 Adams Street
Brooklyn, NY 11201
Location: Selected areas, basement throught 11th floor
Project # 2352-23-0001

Sample #	*Location*	*Type of Material*	*Method*	*Color*	*Asbestos % Type by NOB PLM/TEM*	*Asbestos % Type by PLM*	*Non-Asbestos % Fibrous*	*Non-Asbestos % Non-Fibrous*
89 *23-5176-89*	3rd floor Jury room #372A	1' x 1' ceiling tiles - fissured	NOB-PLM/TEM	Gray	See NOTE 8		20% Cellulose 30% FiberGlass	50% Mineral Filler
90 *23-5176-90*	3rd floor Jury room #391	1' x 1' ceiling tiles - fissured	NOB-PLM/TEM	Gray	See NOTE 8		20% Cellulose 30% FiberGlass	50% Mineral Filler
91 *23-5176-91*	2nd floor smoke room #245A	2' x 2' ceiling tiles - pinhole	NOB-PLM/TEM	Tan	See NOTE 8		70% Cellulose	30% Mineral Filler
92 *23-5176-92*	2nd floor smoke room #245A	2' x 2' ceiling tiles - pinhole	NOB-PLM/TEM	Tan	See NOTE 8		70% Cellulose	30% Mineral Filler
93 *23-5176-93*	2nd floor smoke room #246A	2' x 2' ceiling tiles - pinhole	NOB-PLM/TEM	Tan	See NOTE 8		70% Cellulose	30% Mineral Filler
94 *23-5176-94*	10th floor storage room #1053B	Glazed brick grout	PLM	Tan		NONE DETECTED		100% Mineral Filler
95 *23-5176-95*	8th floor storage room #853B	Glazed brick grout	PLM	Tan		NONE DETECTED		100% Mineral Filler
96 *23-5176-96*	6th floor storage room #653B	Glazed brick grout	PLM	Tan		NONE DETECTED		100% Mineral Filler

PRECISION ENVIRONMENTAL INC.
36-15A 23rd Street, LIC, NY 11106
Tel: 718.383.2626, Fax: 718.383.7780
Accredited by NVLAP #200640-0, NY State ELAP #11764

BULK ASBESTOS ANALYSIS RESULTS

Client: Ronnette Riley Architect

Sampling Date : 2/25/2023
Date Received : 2/27/2023 12:00:00 PM
Date Analyzed : 2/28/2023
Precision Batch #: 23-5176
Methods: EPA 600/M4/ 82/ 020 ☐
ELAP 198.1 ☑
Microscope #: 213413

Project: Kings County Supreme Court
360 Adams Street
Brooklyn, NY 11201
Location: Selected areas, basement throught 11th floor
Project # 2352-23-0001

Sample #	*Location*	*Type of Material*	*Method*	*Color*	*Asbestos % Type by NOB PLM/TEM*	*Asbestos % Type by PLM*	*Non-Asbestos % Fibrous*	*Non-Asbestos % Non-Fibrous*
97 *23-5176-97*	10th floor storage room #1053B	Glazed brick mortar	PLM	Tan		NONE DETECTED		100% Mineral Filler
98 *23-5176-98*	8th floor storage room #853B	Glazed brick mortar	PLM	Tan		NONE DETECTED		100% Mineral Filler
99 *23-5176-99*	6th floor storage room #653B	Glazed brick mortar	PLM	Tan		NONE DETECTED		100% Mineral Filler
100 *23-5176-100*	10th floor shaft by women's bathroom #1045	Corrugated pipe insulation	PLM	Beige		5.7% Chrysotile	94.3% Cellulose	
101 *23-5176-101*	Positive stop see #100	Positive stop see #100				NOT ANALYZED		
102 *23-5176-102*	Positive stop see #100	Positive stop see #100				NOT ANALYZED		
103 *23-5176-103*	10th floor shaft by women's bathroom #1045	Felt paper associated with corrugated pipe insulation	NOB-PLM/TEM	Black	See NOTE 8			
104 *23-5176-104*	10th floor shaft by room #1054C	Felt paper associated with corrugated pipe insulation	NOB-PLM/TEM	Black	See NOTE 8			

PRECISION ENVIRONMENTAL INC.
36-15A 23rd Street, LIC, NY 11106
Tel: 718.383.2626, Fax: 718.383.7780
Accredited by NVLAP #200640-0, NY State ELAP #11764

BULK ASBESTOS ANALYSIS RESULTS

Client: Ronnette Riley Architect

Sampling Date : 2/25/2023
Date Received : 2/27/2023 12:00:00 PM
Date Analyzed : 2/28/2023
Precision Batch #: 23-5176
Methods: EPA 600/M4/ 82/ 020 ☐
ELAP 198.1 ☑
Microscope #: 213413

Project: Kings County Supreme Court
360 Adams Street
Brooklyn, NY 11201
Location: Selected areas, basement throught 11th floor
Project # 2352-23-0001

Sample #	*Location*	*Type of Material*	*Method*	*Color*	*Asbestos % Type by NOB PLM/TEM*	*Asbestos % Type by PLM*	*Non-Asbestos % Fibrous*	*Non-Asbestos % Non-Fibrous*
105 *23-5176 - 105*	6th floor shaft by storage room #653B	Felt paper associated with corrugated pipe insulation	NOB-PLM/TEM	Black	See NOTE 8			
106 *23-5176 - 106*	10th floor shaft by women's bathroom #1045	Pipe joint associated with corrugated pipe insulation	PLM	Tan		5% Chrysotile	5% FiberGlass	90% Mineral Filler
107 *23-5176 - 107*	Positive stop see #106	Positive stop see #106				NOT ANALYZED		
108 *23-5176 - 108*	Positive stop see #106	Positive stop see #106				NOT ANALYZED		
109 *23-5176 - 109*	10th floor shaft by room #1054C	Ouside felt paper associated with horsehair pipe insulation	NOB-PLM/TEM	Black	See NOTE 8			
110 *23-5176 - 110*	8th floor shaft by storage room #853B	Ouside felt paper associated with horsehair pipe insulation	NOB-PLM/TEM	Black	See NOTE 8			
111 *23-5176 - 111*	6th floor shaft by storage room #653B	Ouside felt paper associated with horsehair pipe insulation	NOB-PLM/TEM	Black	See NOTE 8			
112 *23-5176 - 112*	10th floor shaft by room #1054C	Horsehair pipe insulation	PLM	Brown		NONE DETECTED	Trace% Cellulose 100% Horse hair	

PRECISION ENVIRONMENTAL INC.
36-15A 23rd Street, LIC, NY 11106
Tel: 718.383.2626, Fax: 718.383.7780
Accredited by NVLAP #200640-0, NY State ELAP #11764

BULK ASBESTOS ANALYSIS RESULTS

Client: Ronnette Riley Architect

Sampling Date : 2/25/2023
Date Received : 2/27/2023 12:00:00 PM
Date Analyzed : 2/28/2023
Precision Batch #: 23-5176
Methods: EPA 600/M4/ 82/ 020 ☐
ELAP 198.1 ☑
Microscope #: 213413

Project: Kings County Supreme Court
360 Adams Street
Brooklyn, NY 11201
Location: Selected areas, basement throught 11th floor
Project # 2352-23-0001

Sample #	*Location*	*Type of Material*	*Method*	*Color*	*Asbestos % Type by NOB PLM/TEM*	*Asbestos % Type by PLM*	*Non-Asbestos % Fibrous*	*Non-Asbestos % Non-Fibrous*
113 *23-5176 - 113*	8th floor shaft by storage room #853B	Horsehair pipe insulation	PLM	Brown		NONE DETECTED	Trace% Cellulose 100% Horse hair	
114 *23-5176 - 114*	6th floor shaft by storage room #653B	Horsehair pipe insulation	PLM	Brown		NONE DETECTED	Trace% Cellulose 100% Horse hair	
115 *23-5176 - 115*	8th floor shaft by storage room #853B	Inside felt paper associated with horsehair pipe insulation	NOB-PLM/TEM	Black	See NOTE 8			
116 *23-5176 - 116*	8th floor shaft by storage room #853B	Inside felt paper associated with horsehair pipe insulation	NOB-PLM/TEM	Black	See NOTE 8			
117 *23-5176 - 117*	8th floor shaft by storage room #853B	Inside felt paper associated with horsehair pipe insulation	NOB-PLM/TEM	Black	See NOTE 8			
118 *23-5176 - 118*	3rd floor plenum of jury room #372	Wrap paper associated with fiberglass pipe insulation	NOB-PLM/TEM	Yellow	See NOTE 8			
119 *23-5176 - 119*	3rd floor plenum of jury room #383	Wrap paper associated with fiberglass pipe insulation	NOB-PLM/TEM	Yellow	See NOTE 8			
120 *23-5176 - 120*	3rd floor plenum of jury room #384	Wrap paper associated with fiberglass pipe insulation	NOB-PLM/TEM	Yellow	See NOTE 8			

PRECISION ENVIRONMENTAL INC.
36-15A 23rd Street, LIC, NY 11106
Tel: 718.383.2626, Fax: 718.383.7780
Accredited by NVLAP #200640-0, NY State ELAP #11764

BULK ASBESTOS ANALYSIS RESULTS

Client: Ronnette Riley Architect

Sampling Date : 2/25/2023
Date Received : 2/27/2023 12:00:00 PM
Date Analyzed : 2/28/2023
Precision Batch #: 23-5176
Methods: EPA 600/M4/ 82/ 020 ☐
ELAP 198.1 ☑
Microscope #: 213413

Project: Kings County Supreme Court
360 Adams Street
Brooklyn, NY 11201
Location: Selected areas, basement throught 11th floor
Project # 2352-23-0001

Sample #	*Location*	*Type of Material*	*Method*	*Color*	*Asbestos % Type by NOB PLM/TEM*	*Asbestos % Type by PLM*	*Non-Asbestos % Fibrous*	*Non-Asbestos % Non-Fibrous*
121 *23-5176 - 121*	3rd floor plenum of jury room #372	Pipe joint associated with fiberglass pipe insulation	PLM	White		20% Chrysotile	Trace% Cellulose	80% Mineral Filler
122 *23-5176 - 122*	Positive stop see #121	Positive stop see #121				NOT ANALYZED		
123 *23-5176 - 123*	Positive stop see #121	Positive stop see #121				NOT ANALYZED		
124 *23-5176 - 124*	11th floor vestibule #1128A	Ceramic wall tile base - grout	PLM	Tan		NONE DETECTED		100% Mineral Filler
125 *23-5176 - 125*	9th floor vestibule #945B	Ceramic wall tile base - grout	PLM	Tan		NONE DETECTED		100% Mineral Filler
126 *23-5176 - 126*	6th floor vestibule #653A	Ceramic wall tile base - grout	PLM	Tan		NONE DETECTED		100% Mineral Filler
127 *23-5176 - 127*	11th floor vestibule #1128A	Ceramic wall tile base - mastic	NOB-PLM/TEM	Yellow	See NOTE 8			
128 *23-5176 - 128*	9th floor vestibule #945B	Ceramic wall tile base - mastic	NOB-PLM/TEM	Yellow	See NOTE 8			

PRECISION ENVIRONMENTAL INC.
36-15A 23rd Street, LIC, NY 11106
Tel: 718.383.2626, Fax: 718.383.7780
Accredited by NVLAP #200640-0, NY State ELAP #11764

BULK ASBESTOS ANALYSIS RESULTS

Client: Ronnette Riley Architect

Sampling Date : 2/25/2023
Date Received : 2/27/2023 12:00:00 PM
Date Analyzed : 2/28/2023
Precision Batch #: 23-5176
Methods: EPA 600/M4/ 82/ 020 ☐
ELAP 198.1 ☑
Microscope #: 213413

Project: Kings County Supreme Court
360 Adams Street
Brooklyn, NY 11201
Location: Selected areas, basement throught 11th floor
Project # 2352-23-0001

Sample #	*Location*	*Type of Material*	*Method*	*Color*	*Asbestos % Type by NOB PLM/TEM*	*Asbestos % Type by PLM*	*Non-Asbestos % Fibrous*	*Non-Asbestos % Non-Fibrous*
129 *23-5176 - 129*	7th floor vestibule #745B	Ceramic wall tile base - mastic	NOB-PLM/TEM	Yellow	See NOTE 8			
130 *23-5176 - 130*	11th floor men's bathroom #1128	Ceramic wall tile - grout 11th - 5th floor	PLM	Beige		NONE DETECTED		100% Mineral Filler
131 *23-5176 - 131*	7th floor men's bathroom #743C	Ceramic wall tile - grout 11th - 5th floor	PLM	Beige		NONE DETECTED		100% Mineral Filler
132 *23-5176 - 132*	5th floor men's bathroom #554	Ceramic wall tile - grout 11th - 5th floor	PLM	Beige		NONE DETECTED		100% Mineral Filler
133 *23-5176 - 133*	11th floor men's bathroom #1128	Ceramic wall tile - mastic 11th - 5th floor	NOB-PLM/TEM	Yellow	See NOTE 8			
134 *23-5176 - 134*	5th floor men's bathroom #554	Ceramic wall tile - mastic 11th - 5th floor	NOB-PLM/TEM	Yellow	See NOTE 8			
135 *23-5176 - 135*	11th floor men's bathroom #1128	Ceramic floor tile - grout 11th - 5th floor	PLM	Gray		NONE DETECTED		100% Mineral Filler
136 *23-5176 - 136*	10th floor storage room #1053B	Ceramic floor tile - grout 11th - 5th floor	PLM	Gray		NONE DETECTED		100% Mineral Filler

PRECISION ENVIRONMENTAL INC.
36-15A 23rd Street, LIC, NY 11106
Tel: 718.383.2626, Fax: 718.383.7780
Accredited by NVLAP #200640-0, NY State ELAP #11764

BULK ASBESTOS ANALYSIS RESULTS

Client: Ronnette Riley Architect

Sampling Date : 2/25/2023
Date Received : 2/27/2023 12:00:00 PM
Date Analyzed : 2/28/2023

Project: Kings County Supreme Court
360 Adams Street
Brooklyn, NY 11201

Precision Batch #: 23-5176
Methods: EPA 600/M4/ 82/ 020 ☐
ELAP 198.1 ☑

Location: Selected areas, basement throught 11th floor
Microscope #: 213413
Project # 2352-23-0001

Sample #	*Location*	*Type of Material*	*Method*	*Color*	*Asbestos % Type by NOB PLM/TEM*	*Asbestos % Type by PLM*	*Non-Asbestos % Fibrous*	*Non-Asbestos % Non-Fibrous*
137 *23-5176 - 137*	5th floor men's bathroom #554	Ceramic floor tile - grout 11th - 5th floor	PLM	Gray		NONE DETECTED		100% Mineral Filler
138 *23-5176 - 138*	10th floor men's bathroom #1128	Ceramic floor tile - mortar 11th - 5th floor	PLM	Tan		NONE DETECTED		100% Mineral Filler
139 *23-5176 - 139*	10th floor storage room #1053B	Ceramic floor tile - mortar 11th - 5th floor	PLM	Tan		NONE DETECTED		100% Mineral Filler
140 *23-5176 - 140*	5th floor men's bathroom #554	Ceramic floor tile - mortar 11th - 5th floor	PLM	Tan		NONE DETECTED		100% Mineral Filler
141 *23-5176 - 141*	11th floor men's bathroom #1128	Soft concrete under mortar 11th - 5th floor	PLM	Gray		NONE DETECTED		100% Mineral Filler
142 *23-5176 - 142*	10th floor storage room #1053B	Soft concrete under mortar 11th - 5th floor	PLM	Brown		NONE DETECTED		100% Mineral Filler
143 *23-5176 - 143*	5th floor men's baathroom #554	Soft concrete under mortar 11th - 5th floor	PLM	Brown		NONE DETECTED		100% Mineral Filler
144 *23-5176 - 144*	11th floor men's bathroom #1128	Cinder fill material under soft concrete 11th - 5th floor	PLM	Gray		NONE DETECTED		100% Mineral Filler

PRECISION ENVIRONMENTAL INC.
36-15A 23rd Street, LIC, NY 11106
Tel: 718.383.2626, Fax: 718.383.7780
Accredited by NVLAP #200640-0, NY State ELAP #11764

BULK ASBESTOS ANALYSIS RESULTS

Client: Ronnette Riley Architect

Sampling Date : 2/25/2023
Date Received : 2/27/2023 12:00:00 PM
Date Analyzed : 2/28/2023
Precision Batch #: 23-5176
Methods: EPA 600/M4/ 82/ 020 ☐
ELAP 198.1 ☑
Microscope #: 213413

Project: Kings County Supreme Court
360 Adams Street
Brooklyn, NY 11201
Location: Selected areas, basement throught 11th floor
Project # 2352-23-0001

Sample #	*Location*	*Type of Material*	*Method*	*Color*	*Asbestos % Type by NOB PLM/TEM*	*Asbestos % Type by PLM*	*Non-Asbestos % Fibrous*	*Non-Asbestos % Non-Fibrous*
145 *23-5176 - 145*	10th floor storage room #1053B	Cinder fill material under soft concrete 11th - 5th floor	PLM	Gray		NONE DETECTED		100% Mineral Filler
146 *23-5176 - 146*	5th floor men's bathroom #554	Cinder fill material under soft concrete 11th - 5th floor	PLM	Gray		NONE DETECTED		100% Mineral Filler
147 *23-5176 - 147*	5th floor men's bathroom #554	Caulking associated with bathroom fixtures 11th - 5th floor	NOB-PLM/TEM	White	See NOTE 8			
148 *23-5176 - 148*	9th floor women's bathroom #945A	Caulking associated with bathroom fixtures 11th - 5th floor	NOB-PLM/TEM	White	See NOTE 8			
149 *23-5176 - 149*	11th men's bathroom #1128	Backing associated with bathroom fixture 11th -5th floor	PLM	White		NONE DETECTED		100% Mineral Filler
150 *23-5176 - 150*	5th floor men's bathroom #554	Backing associated with bathroom fixture 11th -5th floor	PLM	White		NONE DETECTED		100% Mineral Filler
151 *23-5176 - 151*	4th floor women's bathroom #445A	Ceramic wall tile - grout 4th - 2nd floor	PLM	White		NONE DETECTED		100% Mineral Filler
152 *23-5176 - 152*	3rd floor all gender bathroom #368A	Ceramic wall tile - grout 4th - 2nd floor	PLM	White		NONE DETECTED		100% Mineral Filler

PRECISION ENVIRONMENTAL INC.
36-15A 23rd Street, LIC, NY 11106
Tel: 718.383.2626, Fax: 718.383.7780
Accredited by NVLAP #200640-0, NY State ELAP #11764

BULK ASBESTOS ANALYSIS RESULTS

Client: Ronnette Riley Architect

Sampling Date : 2/25/2023
Date Received : 2/27/2023 12:00:00 PM
Date Analyzed : 2/28/2023
Precision Batch #: 23-5176
Methods: EPA 600/M4/ 82/ 020 ☐
ELAP 198.1 ☑
Microscope #: 213413

Project: Kings County Supreme Court
360 Adams Street
Brooklyn, NY 11201
Location: Selceted areas, basement throught 11th floor
Project # 2352-23-0001

Sample #	*Location*	*Type of Material*	*Method*	*Color*	*Asbestos % Type by NOB PLM/TEM*	*Asbestos % Type by PLM*	*Non-Asbestos % Fibrous*	*Non-Asbestos % Non-Fibrous*
153 *23-5176 - 153*	2nd floor women's bathroom #246	Ceramic wall tile - grout 4th - 2nd floor	PLM	White		NONE DETECTED		100% Mineral Filler
154 *23-5176 - 154*	4th floor women's bathroom #445A	Ceramic wall tile - mastic 4th - 2nd floor	NOB-PLM/TEM	Yellow	See NOTE 8			
155 *23-5176 - 155*	3rd floor all gender bathroom #388A	Ceramic wall tile - mastic 4th - 2nd floor	NOB-PLM/TEM	Yellow	See NOTE 8			
156 *23-5176 - 156*	2nd floor women's bathroom #246	Ceramic wall tile - mastic 4th - 2nd floor	NOB-PLM/TEM	Yellow	See NOTE 8			
157 *23-5176 - 157*	4th floor women's bathroom #445A	Ceramic floor tile - grout 4th - 2nd floor	PLM	Brown		NONE DETECTED		100% Mineral Filler
158 *23-5176 - 158*	3rd floor all gender bathroom #388A	Ceramic floor tile - grout 4th - 2nd floor	PLM	Brown		NONE DETECTED		100% Mineral Filler
159 *23-5176 - 159*	2nd floor women's bathroom #246	Ceramic floor tile - grout 4th - 2nd floor	PLM	Gray		NONE DETECTED		100% Mineral Filler
160 *23-5176 - 160*	4th floor all gende rbathroom #388A	Ceramic floor tile - mastic 4th - 2nd floor	NOB-PLM/TEM	Brown	See NOTE 8			

PRECISION ENVIRONMENTAL INC.
36-15A 23rd Street, LIC, NY 11106
Tel: 718.383.2626, Fax: 718.383.7780
Accredited by NVLAP #200640-0, NY State ELAP #11764

BULK ASBESTOS ANALYSIS RESULTS

Client: Ronnette Riley Architect

Sampling Date : 2/25/2023
Date Received : 2/27/2023 12:00:00 PM
Date Analyzed : 2/28/2023
Precision Batch #: 23-5176
Methods: EPA 600/M4/ 82/ 020 ☐
ELAP 198.1 ☑
Microscope #: 213413

Project: Kings County Supreme Court
360 Adams Street
Brooklyn, NY 11201
Location: Selected areas, basement throught 11th floor
Project # 2352-23-0001

Sample #	*Location*	*Type of Material*	*Method*	*Color*	*Asbestos % Type by NOB PLM/TEM*	*Asbestos % Type by PLM*	*Non-Asbestos % Fibrous*	*Non-Asbestos % Non-Fibrous*
161 *23-5176 - 161*	4th floor all gende rbathroom #388A	Ceramic floor tile - mastic 4th - 2nd floor	NOB-PLM/TEM	Brown	See NOTE 8			
162 *23-5176 - 162*	4th floor all gender bathroom #388A	Ceramic floor tile - mastic 4th - 2nd floor	NOB-PLM/TEM	Brown	See NOTE 8			
163 *23-5176 - 163*	4th floor all gender bathroom #388A	Waterproofing membrane under ceramic floor tile 4th -2nd floor	NOB-PLM/TEM	Black	See NOTE 8			
164 *23-5176 - 164*	4th floor all gender bathroom #388A	Waterproofing membrane under ceramic floor tile 4th -2nd floor	NOB-PLM/TEM	Black	See NOTE 8			
165 *23-5176 - 165*	4th floor all gender bathroom #388A	Waterproofing membrane under ceramic floor tile 4th -2nd floor	NOB-PLM/TEM	Black	See NOTE 8			
166 *23-5176 - 166*	4th floor women's bathroom #445A	Ceramic floor tile - mortar 4th - 2nd floor	PLM	Brown		NONE DETECTED		100% Mineral Filler
167 *23-5176 - 167*	2nd floor women's bathroom #246	Ceramic floor tile - mortar 4th - 2nd floor	PLM	Gray		NONE DETECTED		100% Mineral Filler
168 *23-5176 - 168*	2nd floor women's bathroom #246	Ceramic floor tile - mortar 4th - 2nd floor	PLM	Gray		NONE DETECTED		100% Mineral Filler

PRECISION ENVIRONMENTAL INC.
36-15A 23rd Street, LIC, NY 11106
Tel: 718.383.2626, Fax: 718.383.7780
Accredited by NVLAP #200640-0, NY State ELAP #11764

BULK ASBESTOS ANALYSIS RESULTS

Client: Ronnette Riley Architect

Sampling Date : 2/25/2023
Date Received : 2/27/2023 12:00:00 PM
Date Analyzed : 2/28/2023
Precision Batch #: 23-5176
Methods: EPA 600/M4/ 82/ 020 ☐
ELAP 198.1 ☑
Microscope #: 213413

Project: Kings County Supreme Court
360 Adams Street
Brooklyn, NY 11201
Location: Selected areas, basement throught 11th floor
Project # 2352-23-0001

Sample #	*Location*	*Type of Material*	*Method*	*Color*	*Asbestos % Type by NOB PLM/TEM*	*Asbestos % Type by PLM*	*Non-Asbestos % Fibrous*	*Non-Asbestos % Non-Fibrous*
169 *23-5176 - 169*	4th floor women's bathroom #445A	Soft concrete under ceramic floor tiles 4th -2nd floor	PLM	Tan		NONE DETECTED		100% Mineral Filler
170 *23-5176 - 170*	3rd floor all gender bathroom #388A	Soft concrete under ceramic floor tiles 4th -2nd floor	PLM	Tan		NONE DETECTED		100% Mineral Filler
171 *23-5176 - 171*	2nd floor women's bathroom #246	Soft concrete under ceramic floor tiles 4th -2nd floor	PLM	Tan		NDNE DETECTED		100% Mineral Filler
172 *23-5176 - 172*	4th floor women's bathroom #445A	Cinder fill material under soft concrete 4th - 2nd floor	PLM	Beige/gray		NONE DETECTED		100% Mineral Filler
173 *23-5176 - 173*	3rd floor all gender bathroom #388A	Cinder fill material under soft concrete 4th - 2nd floor	PLM	Beige/gray		NONE DETECTED		100% Mineral Filler
174 *23-5176 - 174*	2nd floor women's bathroom #246	Cinder fill material under soft concrete 4th - 2nd floor	PLM	Beige/gray		NONE DETECTED		100% Mineral Filler
175 *23-5176 - 175*	2nd floor women's bathroom #246	Caulking associated with bathroom fixtures - white 4th - 2nd floor	NOB-PLM/TEM	White	See NOTE 8			
176 *23-5176 - 176*	2nd floor women's bathroom #246	Caulking associated with bathroom fixtures - white 4th - 2nd floor	NOB-PLM/TEM	White	See NOTE 8			

PRECISION ENVIRONMENTAL INC.
36-15A 23rd Street, LIC, NY 11106
Tel: 718.383.2626, Fax: 718.383.7780
Accredited by NVLAP #200640-0, NY State ELAP #11764

BULK ASBESTOS ANALYSIS RESULTS

Client: Ronnette Riley Architect

Sampling Date : 2/25/2023
Date Received : 2/27/2023 12:00:00 PM
Date Analyzed : 2/28/2023
Precision Batch #: 23-5176
Methods: EPA 600/M4/ 82/ 020 ☐
ELAP 198.1 ☑
Microscope #: 213413

Project: Kings County Supreme Court
360 Adams Street
Brooklyn, NY 11201
Location: Selected areas, basement throught 11th floor
Project # 2352-23-0001

Sample #	*Location*	*Type of Material*	*Method*	*Color*	*Asbestos % Type by NOB PLM/TEM*	*Asbestos % Type by PLM*	*Non-Asbestos % Fibrous*	*Non-Asbestos % Non-Fibrous*
177 *23-5176 - 177*	2nd floor women's bathroom #246	Caulking associated wall tiles to floor tiles - gray 4th - 2nd floor	NOB-PLM/TEM	Gray	See NOTE 8			
178 *23-5176 - 178*	2nd floor women's bathroom #246	Caulking associated wall tiles to floor tiles - gray 4th - 2nd floor	NOB-PLM/TEM	Gray	See NOTE 8			
179 *23-5176 - 179*	1st floor office #190A	Window caulking	NOB-PLM/TEM	Gray	See NOTE 8			
180 *23-5176 - 180*	1st floor office #190A	Window caulking	NOB-PLM/TEM	Gray	See NOTE 8			
181 *23-5176 - 181*	3rd floor all gender bathroom #391A	Door saddle - vinyl	NOB-PLM/TEM	Black	See NOTE 8			
182 *23-5176 - 182*	3rd floor all gender bathroom #383B	Door saddle - vinyl	NOB-PLM/TEM	Black	See NOTE 8			
183 *23-5176 - 183*	3rd floor all gender bathroom #391A	Mastic associated with vinyl door saddle	NOB-PLM/TEM	Black	See NOTE 8			
184 *23-5176 - 184*	3rd floor all gender bathroom #383B	Mastic associated with vinyl door saddle	NOB-PLM/TEM	Black	See NOTE 8			

PRECISION ENVIRONMENTAL INC.
36-15A 23rd Street, LIC, NY 11106
Tel: 718.383.2626, Fax: 718.383.7780
Accredited by NVLAP #200640-0, NY State ELAP #11764

BULK ASBESTOS ANALYSIS RESULTS

Client: Ronnette Riley Architect

Sampling Date : 2/25/2023
Date Received : 2/27/2023 12:00:00 PM
Date Analyzed : 2/28/2023
Precision Batch #: 23-5176
Methods: EPA 600/M4/ 82/ 020 ☐
ELAP 198.1 ☑
Microscope #: 213413

Project: Kings County Supreme Court
360 Adams Street
Brooklyn, NY 11201
Location: Selected areas, basement throught 11th floor
Project # 2352-23-0001

Sample #	*Location*	*Type of Material*	*Method*	*Color*	*Asbestos % Type by NOB PLM/TEM*	*Asbestos % Type by PLM*	*Non-Asbestos % Fibrous*	*Non-Asbestos % Non-Fibrous*
185 *23-5176 - 185*	10th floor women's bathroom #1045	Cinderblock mortar	PLM	Tan		NONE DETECTED		100% Mineral Filler
186 *23-5176 - 186*	8th floor storage room #853B	Cinderblock mortar	PLM	Tan		NONE DETECTED		100% Mineral Filler
187 *23-5176 - 187*	11th floor hallway by vestibule #1128A	Baseboard molding 4th - black	NOB-PLM/TEM	Black	See NOTE 8			
188 *23-5176 - 188*	5th floor jury room #536	Baseboard molding 4th - black	NOB-PLM/TEM	Black	See NOTE 8			
189 *23-5176 - 189*	11th floor hallway by vestibule #1128A	Mastic associated with baseboard molding 4th - black	NOB-PLM/TEM	Brown	See NOTE 8			
190 *23-5176 - 190*	5th floor jury room #536	Mastic associated with baseboard molding 4th - black	NOB-PLM/TEM	Brown	See NOTE 8			
191 *23-5176 - 191*	9th floor court room #961	Baseboard molding 6th - black	NOB-PLM/TEM	Black	See NOTE 8			
192 *23-5176 - 192*	4th floor court room #419	Baseboard molding 6th - black	NOB-PLM/TEM	Black	See NOTE 8			

PRECISION ENVIRONMENTAL INC.
36-15A 23rd Street, LIC, NY 11106
Tel: 718.383.2626, Fax: 718.383.7780
Accredited by NVLAP #200640-0, NY State ELAP #11764

BULK ASBESTOS ANALYSIS RESULTS

Client: Ronnette Riley Architect

Sampling Date : 2/25/2023
Date Received : 2/27/2023 12:00:00 PM
Date Analyzed : 2/28/2023

Project: Kings County Supreme Court
360 Adams Street
Brooklyn, NY 11201

Precision Batch #: 23-5176
Methods: EPA 600/M4/ 82/ 020 ☐
ELAP 198.1 ☑

Location: Selected areas, basement throught 11th floor
Project # 2352-23-0001

Microscope #: 213413

Sample #	*Location*	*Type of Material*	*Method*	*Color*	*Asbestos % Type by NOB PLM/TEM*	*Asbestos % Type by PLM*	*Non-Asbestos % Fibrous*	*Non-Asbestos % Non-Fibrous*
193 *23-5176 - 193*	9th floor court room #961	Mastic associated with baseboard molding 6th - black	NOB-PLM/TEM	Brown	See NOTE 8			
194 *23-5176 - 194*	4th floor court room #419	Mastic associated with baseboard molding 6th - black	NOB-PLM/TEM	Brown	See NOTE 8			
195 *23-5176 - 195*	9th floor corridor by room #946A	Terrazzo floor	PLM	Gray		NONE DETECTED		100% Mineral Filler
196 *23-5176 - 196*	1st floor corridor by room #122A	Terrazzo floor	PLM	Gray		NONE DETECTED		100% Mineral Filler
197 *23-5176 - 197*	1st floor corridor by room #122A	Terrazzo floor	PLM	Gray		NONE DETECTED		100% Mineral Filler
198 *23-5176 - 198*	9th floor corridor by room #946A	Terrazzo floor - mortar	PLM	Gray		NONE DETECTED		100% Mineral Filler
199 *23-5176 - 199*	1st floor corridor by room #122A	Terrazzo floor - mortar	PLM	Tan		NONE DETECTED		100% Mineral Filler
200 *23-5176 - 200*	1st floor corridor by room #122A	Terrazzo floor - mortar	PLM	Gray		NONE DETECTED		100% Mineral Filler

PRECISION ENVIRONMENTAL INC.
36-15A 23rd Street, LIC, NY 11106
Tel: 718.383.2626, Fax: 718.383.7780
Accredited by NVLAP #200640-0, NY State ELAP #11764

BULK ASBESTOS ANALYSIS RESULTS

Client: Ronnette Riley Architect

Sampling Date : 2/25/2023
Date Received : 2/27/2023 12:00:00 PM
Date Analyzed : 2/28/2023
Precision Batch #: 23-5176
Methods: EPA 600/M4/ 82/ 020 ☐
ELAP 198.1 ☑
Microscope #: 213413

Project: Kings County Supreme Court
360 Adams Street
Brooklyn, NY 11201
Location: Selected areas, basement throught 11th floor
Project # 2352-23-0001

Sample #	*Location*	*Type of Material*	*Method*	*Color*	*Asbestos % Type by NOB PLM/TEM*	*Asbestos % Type by PLM*	*Non-Asbestos % Fibrous*	*Non-Asbestos % Non-Fibrous*
201 *23-5176 - 201*	1st floor corridor by room #122A	Vapor barrier under terrazzo floor	NOB-PLM/TEM	Black	See NOTE 8			
202 *23-5176 - 202*	1st floor corridor by room #122A	Vapor barrier under terrazzo floor	NOB-PLM/TEM	Black	See NOTE 8			
203 *23-5176 - 203*	1st floor corridor by room #122A	Vapor barrier under terrazzo floor	NOB-PLM/TEM	Black	See NOTE 8			
204 *23-5176 - 204*	9th floor corridor by room #946A	Cinder fill material under terrazzo floor	PLM	Tan		NONE DETECTED		100% Mineral Filler
205 *23-5176 - 205*	1st floor corridor by room #122A	Cinder fill material under terrazzo floor	PLM	Beige		NONE DETECTED		100% Mineral Filler
206 *23-5176 - 206*	1st floor corridor by room #122A	Cinder fill material under terrazzo floor	PLM	Beige		NONE DETECTED		100% Mineral Filler
207 *23-5176 - 207*	5th floor court room #525	Carpet glue	NOB-PLM/TEM	Yellow	See NOTE 8			
208 *23-5176 - 208*	1st floor office #190A	Carpet glue	NOB-PLM/TEM	Yellow/green	See NOTE 8			

PRECISION ENVIRONMENTAL INC.
36-15A 23rd Street, LIC, NY 11106
Tel: 718.383.2626, Fax: 718.383.7780
Accredited by NVLAP #200640-0, NY State ELAP #11764

BULK ASBESTOS ANALYSIS RESULTS

Client: Ronnette Riley Architect

Sampling Date : 2/25/2023
Date Received : 2/27/2023 12:00:00 PM
Date Analyzed : 2/28/2023
Precision Batch #: 23-5176
Methods: EPA 600/M4/ 82/ 020 ☐
ELAP 198.1 ☑
Microscope #: 213413

Project: Kings County Supreme Court
360 Adams Street
Brooklyn, NY 11201
Location: Selected areas, basement throught 11th floor
Project # 2352-23-0001

Sample #	*Location*	*Type of Material*	*Method*	*Color*	*Asbestos % Type by NOB PLM/TEM*	*Asbestos % Type by PLM*	*Non-Asbestos % Fibrous*	*Non-Asbestos % Non-Fibrous*
209 *23-5176-209*	7th floor vestibule #745B	Ceramic wall tile base - backing 11th - 5th floor	PLM	Gray		3% Chrysotile		97% Mineral Filler
210 *23-5176-210*	Positive stop see #209	Positive stop see #209				NOT ANALYZED		
211 *23-5176-211*	Positive stop see #209	Positive stop see #209				NOT ANALYZED		
212 *23-5176-212*	10th floor foreclosures & divorce - room #1047	12" x 12" VFT - beige with white blotches	NOB-PLM/TEM	Beige	See NOTE 8			
213 *23-5176-213*	10th floor foreclosures & divorce - room #1047	12" x 12" VFT - beige with white blotches	NOB-PLM/TEM	Beige	See NOTE 8			
214 *23-5176-214*	10th floor foreclosures & divorce - room #1047	Mastic associated with 12" x 12" VFT - beige with white blotches	NOB-PLM/TEM	Yellow	See NOTE 8			
215 *23-5176-215*	10th floor foreclosures & divorce - room #1047	Mastic associated with 12" x 12" VFT - beige with white blotches	NOB-PLM/TEM	Yellow	See NOTE 8			
216 *23-5176-216*	11th floor hallway by vestibule #1128A	12" x 12" VFT - blue with white blotches	NOB-PLM/TEM	Blue	See NOTE 8			

PRECISION ENVIRONMENTAL INC.
36-15A 23rd Street, LIC, NY 11106
Tel: 718.383.2626, Fax: 718.383.7780
Accredited by NVLAP #200640-0, NY State ELAP #11764

BULK ASBESTOS ANALYSIS RESULTS

Client: Ronnette Riley Architeet

Sampling Date : 2/25/2023
Date Received : 2/27/2023 12:00:00 PM
Date Analyzed : 2/28/2023
Precision Batch #: 23-5176
Methods: EPA 600/M4/ 82/ 020 ☐
ELAP 198.1 ☑
Microscope #: 213413

Project: Kings County Supreme Court
360 Adams Street
Brooklyn, NY 11201
Location: Selected areas, basement throught 11th floor
Project # 2352-23-0001

Sample #	*Location*	*Type of Material*	*Method*	*Color*	*Asbestos % Type by NOB PLM/TEM*	*Asbestos % Type by PLM*	*Non-Asbestos % Fibrous*	*Non-Asbestos % Non-Fibrous*
217 *23-5176 - 217*	4th floor hallway by room #435A	12" x 12" VFT - blue with white blotches	NOB-PLM/TEM	Blue	See NOTE 8			
218 *23-5176 - 218*	11th floor hallway by vestibule #1128A	Mastic associated with 12" x 12" VFT - blue with white blotches	NOB-PLM/TEM	Yellow	See NOTE 8			
219 *23-5176 - 219*	4th floor hallway by room #435A	Mastic associated with 12" x 12" VFT - blue with white blotches	NOB-PLM/TEM	Yellow	See NOTE 8			
220 *23-5176 - 220*	9th floor hallway by vestibule #959A	12" x 12" VFT - pink with white blotches	NOB-PLM/TEM	Pink	See NOTE 8			
221 *23-5176 - 221*	5th floor hallway by vestibule #536A	12" x 12" VFT - pink with white blotches	NOB-PLM/TEM	Pink	See NOTE 8			
222 *23-5176 - 222*	9th floor hallway by vestibule #959A	Mastic associated with 12" x 12" VFT - pink with white blotches	NOB-PLM/TEM	Yellow	See NOTE 8			
223 *23-5176 - 223*	5th floor hallway by vestibule #536A	Mastic associated with 12" x 12" VFT - pink with white blotches	NOB-PLM/TEM	Yellow	See NOTE 8			
224 *23-5176 - 224*	9th floor hallway by room #960D	12" x 12" VFT - beige with brown blotches	NOB-PLM/TEM	Beige	See NOTE 8			

PRECISION ENVIRONMENTAL INC.
36-15A 23rd Street, LIC, NY 11106
Tel: 718.383.2626, Fax: 718.383.7780
Accredited by NVLAP #200640-0, NY State ELAP #11764

BULK ASBESTOS ANALYSIS RESULTS

Client: Ronnette Riley Architect

Sampling Date : 2/25/2023
Date Received : 2/27/2023 12:00:00 PM
Date Analyzed : 2/28/2023
Precision Batch #: 23-5176
Methods: EPA 600/M4/ 82/ 020 ☐
ELAP 198.1 ☑
Microscope #: 213413

Project: Kings County Supreme Court
360 Adams Street
Brooklyn, NY 11201
Location: Selected areas, basement throught 11th floor
Project # 2352-23-0001

Sample #	*Location*	*Type of Material*	*Method*	*Color*	*Asbestos % Type by NOB PLM/TEM*	*Asbestos % Type by PLM*	*Non-Asbestos % Fibrous*	*Non-Asbestos % Non-Fibrous*
225 *23-5176 - 225*	8th floor jury room #827E	12" x 12" VFT - beige with brown blotches	NOB-PLM/TEM	Beige	See NOTE 8			
226 *23-5176 - 226*	9th floor hallway by room #960D	Mastic associated with 12" x 12" VFT - beige with brown blotches	NOB-PLM/TEM	Yellow	See NOTE 8			
227 *23-5176 - 227*	8th floor jury room #827E	Mastic associated with 12" x 12" VFT - beige with brown blotches	NOB-PLM/TEM	Yellow	See NOTE 8			
228 *23-5176 - 228*	9th floor courtroom #938	12" x 12" VFT - peach with white blotches	NOB-PLM/TEM	Beige	See NOTE 8			
229 *23-5176 - 229*	3rd floor courtroom #319	12" x 12" VFT - peach with white blotches	NOB-PLM/TEM	Beige	See NOTE 8			
230 *23-5176 - 230*	9th floor courtroom #938	Mastic associated with 12" x 12" VFT - peach with white blotches	NOB-PLM/TEM	Yellow	See NOTE 8			
231 *23-5176 - 231*	3rd floor courthouse #319	Mastic associated with 12" x 12" VFT - peach with white blotches	NOB-PLM/TEM	Brown	See NOTE 8			
232 *23-5176 - 232*	8th floor vestibule #827A	12" x 12" VFT - burgundy with black blotches	NOB-PLM/TEM	Red	See NOTE 8			

PRECISION ENVIRONMENTAL INC.
36-15A 23rd Street, LIC, NY 11106
Tel: 718.383.2626, Fax: 718.383.7780
Accredited by NVLAP #200640-0, NY State ELAP #11764

BULK ASBESTOS ANALYSIS RESULTS

Client: Ronnette Riley Architect

Sampling Date : 2/25/2023
Date Received : 2/27/2023 12:00:00 PM
Date Analyzed : 2/28/2023
Precision Batch #: 23-5176
Methods: EPA 600/M4/ 82/ 020 ☐
ELAP 198.1 ☑
Microscope #: 213413

Project: Kings County Supreme Court
360 Adams Street
Brooklyn, NY 11201
Location: Selected areas, basement throught 11th floor
Project # 2352-23-0001

Sample #	*Location*	*Type of Material*	*Method*	*Color*	*Asbestos % Type by NOB PLM/TEM*	*Asbestos % Type by PLM*	*Non-Asbestos % Fibrous*	*Non-Asbestos % Non-Fibrous*
233 23-5176 - 233	7th floor jury room #737	12" x 12" VFT - burgundy with black blotches	NOB-PLM/TEM	Red	See NOTE 8			
234 23-5176 - 234	8th floor vestibule #827A	Mastic associated with 12" x 12" VFT - burgundy with black blotches	NOB-PLM/TEM	Black	See NOTE 8			
235 23-5176 - 235	7th floor jury room #737	Mastic associated with 12" x 12" VFT - burgundy with black blotches	NOB-PLM/TEM	Black	See NOTE 8			
236 23-5176 - 236	8th floor hallway by room #858A	12" x 12" VFT - green with white blotches	NOB-PLM/TEM	Green	See NOTE 8			
237 23-5176 - 237	7th floor hallway by room #736A	12" x 12" VFT - green with white blotches	NOB-PLM/TEM	Green	See NOTE 8			
238 23-5176 - 238	8th floor hallway by room #858A	Mastic associated with 12" x 12" VFT - green with white blotches	NOB-PLM/TEM	Yellow	See NOTE 8			
239 23-5176 - 239	7th floor hallway by room #736A	Mastic associated with 12" x 12" VFT - green with white blotches	NOB-PLM/TEM	Yellow	See NOTE 8			
240 23-5176 - 240	7th floor vestibule #744A	12" x 12" VFT - pink with purple blotches	NOB-PLM/TEM	Pink	See NOTE 8			

PRECISION ENVIRONMENTAL INC.
36-15A 23rd Street, LIC, NY 11106
Tel: 718.383.2626, Fax: 718.383.7780
Accredited by NVLAP #200640-0, NY State ELAP #11764

BULK ASBESTOS ANALYSIS RESULTS

Client: Ronnette Riley Architect

Sampling Date : 2/25/2023
Date Received : 2/27/2023 12:00:00 PM
Date Analyzed : 2/28/2023
Precision Batch #: 23-5176
Methods: EPA 600/M4/ 82/ 020 ☐
ELAP 198.1 ☑
Microscope #: 213413

Project: Kings County Supreme Court
360 Adams Street
Brooklyn, NY 11201
Location: Selected areas, basement throught 11th floor
Project # 2352-23-0001

Sample #	*Location*	*Type of Material*	*Method*	*Color*	*Asbestos % Type by NOB PLM/TEM*	*Asbestos % Type by PLM*	*Non-Asbestos % Fibrous*	*Non-Asbestos % Non-Fibrous*
241 *23-5176 - 241*	4th floor jury room #417	12" x 12" VFT - pink with purple blotches	NOB-PLM/TEM	Pink	See NOTE 8			
242 *23-5176 - 242*	7th floor vestibule #744A	Mastic associated with 12" x 12" VFT - pink with purple blotches	NOB-PLM/TEM	Yellow	See NOTE 8			
243 *23-5176 - 243*	4th floor jury room #417	Mastic associated with 12" x 12" VFT - pink with purple blotches	NOB-PLM/TEM	Black	See NOTE 8			
244 *23-5176 - 244*	7th floor court room #774	12" x 12" VFT - brown with beige blotches	NOB-PLM/TEM	Brown	See NOTE 8			
245 *23-5176 - 245*	3rd floor courtroom #365	12" x 12" VFT - brown with beige blotches	NOB-PLM/TEM	Brown	See NOTE 8			
246 *23-5176 - 246*	7th floor court room #774	Mastic associated with 12" x 12" VFT - brown with beige blotches	NOB-PLM/TEM	Gray	See NOTE 8			
247 *23-5176 - 247*	3rd floor courtroom #365	Mastic associated with 12" x 12" VFT - brown with beige blotches	NOB-PLM/TEM	Yellow	See NOTE 8			
248 *23-5176 - 248*	4th floor jury room #427	12" x 12" VFT - beige with brown blotches orange hues	NOB-PLM/TEM	Beige	See NOTE 8			

PRECISION ENVIRONMENTAL INC.
36-15A 23rd Street, LIC, NY 11106
Tel: 718.383.2626, Fax: 718.383.7780
Accredited by NVLAP #200640-0, NY State ELAP #11764

BULK ASBESTOS ANALYSIS RESULTS

Client: Ronnette Riley Architect

Sampling Date : 2/25/2023
Date Received : 2/27/2023 12:00:00 PM
Date Analyzed : 2/28/2023
Precision Batch #: 23-5176
Methods: EPA 600/M4/ 82/ 020 ☐
ELAP 198.1 ☑
Microscope #: 213413

Project: Kings County Supreme Court
360 Adams Street
Brooklyn, NY 11201
Location: Selected areas, basement throught 11th floor
Project # 2352-23-0001

Sample #	*Location*	*Type of Material*	*Method*	*Color*	*Asbestos % Type by NOB PLM/TEM*	*Asbestos % Type by PLM*	*Non-Asbestos % Fibrous*	*Non-Asbestos % Non-Fibrous*
249 *23-5176-249*	3rd floor jury room #372	12" x 12" VFT - beige with brown blotches orange hues	NOB-PLM/TEM	Beige	See NOTE 8			
250 *23-5176-250*	4th floor jury room #427	Mastic associated with 12" x 12" - beige with brown blotches orange hues	NOB-PLM/TEM	Black	See NOTE 8			
251 *23-5176-251*	3rd floor jury room #372	Mastic associated with 12" x 12" - beige with brown blotches orange hues	NOB-PLM/TEM	Black	See NOTE 8			
252 *23-5176-252*	3rd floor court room #319	12" x 12" VFT - burgundy with blue blotches	NOB-PLM/TEM	Burgundy	See NOTE 8			
253 *23-5176-253*	3rd floor court room #319	12" x 12" VFT - burgundy with blue blotches	NOB-PLM/TEM	Burgundy	See NOTE 8			
254 *23-5176-254*	3rd floor court room #319	Mastic associated with 12" x 12" VFT - burgundy with blue blotches	NOB-PLM/TEM	Yellow	See NOTE 8			
255 *23-5176-255*	3rd floor court room #319	Mastic associated with 12" x 12" VFT - burgundy with blue blotches	NOB-PLM/TEM	Yellow	See NOTE 8			
256 *23-5176-256*	2nd floor smoke room #245A	12" x 12" VFT - marble	PLM	Cream		NONE DETECTED		100% Mineral Filler

PRECISION ENVIRONMENTAL INC.
36-15A 23rd Street, LIC, NY 11106
Tel: 718.383.2626, Fax: 718.383.7780
Accredited by NVLAP #200640-0, NY State ELAP #11764

BULK ASBESTOS ANALYSIS RESULTS

Client: Ronnette Riley Architect

Sampling Date : 2/25/2023
Date Received : 2/27/2023 12:00:00 PM
Date Analyzed : 2/28/2023
Precision Batch #: 23-5176
Methods: EPA 600/M4/ 82/ 020 ☐
ELAP 198.1 ☑
Microscope #: 213413

Project: Kings County Supreme Court
360 Adams Street
Brooklyn, NY 11201
Location: Selected areas, basement throught 11th floor
Project # 2352-23-0001

Sample #	*Location*	*Type of Material*	*Method*	*Color*	*Asbestos % Type by NOB PLM/TEM*	*Asbestos % Type by PLM*	*Non-Asbestos % Fibrous*	*Non-Asbestos % Non-Fibrous*
257 *23-5176 - 257*	2nd floor smoke room #246	12" x 12" VFT - marble	PLM	Cream		NONE DETECTED		100% Mineral Filler
258 *23-5176 - 258*	2nd floor smoke room #245A	Mastic associated with 12" x 12" VFT - marble	NOB-PLM/TEM	Black	See NOTE 8			
259 *23-5176 - 259*	2nd floor smoke room #246	Mastic associated with 12" x 12" VFT - marble	NOB-PLM/TEM	Black	See NOTE 8			
260 *23-5176 - 260*	Cellar copy room #94	12" x 12" VFT - gray with white blotches	NOB-PLM/TEM	Gray	See NOTE 8			
261 *23-5176 - 261*	1st floor vestibule #184C	12" x 12" VFT - gray with white blotches	NOB-PLM/TEM	Gray	See NOTE 8			
262 *23-5176 - 262*	1st floor copy room #94	Mastic associated with 12" x 12" VFT - gray with white blotches	NOB-PLM/TEM	Black	See NOTE 8			
263 *23-5176 - 263*	1st floor vestibule #184C	Mastic associated with 12" x 12" VFT - gray with white blotches	NOB-PLM/TEM	Black	See NOTE 8			
264 *23-5176 - 264*	Cellar copy room #94	12" x 12" VFT - cream with brown blotches	NOB-PLM/TEM	Cream	See NOTE 8			

PRECISION ENVIRONMENTAL INC.
36-15A 23rd Street, LIC, NY 11106
Tel: 718.383.2626, Fax: 718.383.7780
Accredited by NVLAP #200640-0, NY State ELAP #11764

BULK ASBESTOS ANALYSIS RESULTS

Client: Ronnette Riley Architect

Sampling Date : 2/25/2023
Date Received : 2/27/2023 12:00:00 PM
Date Analyzed : 2/28/2023
Precision Batch #: 23-5176
Methods: EPA 600/M4/ 82/ 020 ☐
ELAP 198.1 ☑
Microscope #: 213413

Project: Kings County Supreme Court
360 Adams Street
Brooklyn, NY 11201
Location: Selected areas, basement throught 11th floor
Project # 2352-23-0001

Sample #	*Location*	*Type of Material*	*Method*	*Color*	*Asbestos % Type by NOB PLM/TEM*	*Asbestos % Type by PLM*	*Non-Asbestos % Fibrous*	*Non-Asbestos % Non-Fibrous*
265 23-5176 - 265	Cellar copy room #94	12" x 12" VFT - cream with brown blotches	NOB-PLM/TEM	Cream	See NOTE 8			
266 23-5176 - 266	Cellar copy room #94	Mastic associated with 12" x 12" VFT - cream with brown blotches	NOB-PLM/TEM	Cream	See NOTE 8			
267 23-5176 - 267	Cellar copy room #94	Mastic associated with 12" x 12" VFT - cream with brown blotches	NOB-PLM/TEM	Cream	See NOTE 8			
268 23-5176 - 268	1st floor office #190A	12" x 12" VFT - light blue with blue blotches	NOB-PLM/TEM	Lt. blue	See NOTE 8			
269 23-5176 - 269	1st floor office #190A	12" x 12" VFT - light blue with blue blotches	NOB-PLM/TEM	Lt. blue	See NOTE 8			
270 23-5176 - 270	1st floor office #190A	Mastic associated with 12" x 12" VFT - light blue with blue blotches	NOB-PLM/TEM	Black/br.	See NOTE 8			
271 23-5176 - 271	1st floor office #190A	Mastic associated with 12" x 12" VFT - light blue with blue blotches	NOB-PLM/TEM	Black/br.	See NOTE 8			
272 23-5176 - 272	Cellar copy room #94	12" x 12" VFT - green with dark green blotches	NOB-PLM/TEM	Green	See NOTE 8			

PRECISION ENVIRONMENTAL INC.
36-15A 23rd Street, LIC, NY 11106
Tel: 718.383.2626, Fax: 718.383.7780
Accredited by NVLAP #200640-0, NY State ELAP #11764

BULK ASBESTOS ANALYSIS RESULTS

Client: Ronnette Riley Architect

Sampling Date : 2/25/2023
Date Received : 2/27/2023 12:00:00 PM
Date Analyzed : 2/28/2023

Project: Kings County Supreme Court
360 Adams Street
Brooklyn, NY 11201

Precision Batch #: 23-5176
Methods: EPA 600/M4/ 82/ 020 ☐
ELAP 198.1 ☑

Location: Selected areas, basement throught 11th floor
Project # 2352-23-0001
Microscope #: 213413

Sample #	*Location*	*Type of Material*	*Method*	*Color*	*Asbestos % Type by NOB PLM/TEM*	*Asbestos % Type by PLM*	*Non-Asbestos % Fibrous*	*Non-Asbestos % Non-Fibrous*
273 *23-5176 - 273*	Cellar copy room #94	12" x 12" VFT - green with dark green blotches	NOB-PLM/TEM	Green	See NOTE 8			
274 *23-5176 - 274*	Cellar copy room #94	Mastic associated with 12" x 12" VFT - green with dark green blotches	NOB-PLM/TEM	Yellow	See NOTE 8			
275 *23-5176 - 275*	Cellar copy room #94	Mastic associated with 12" x 12" VFT - green with dark green blotches	NOB-PLM/TEM	Yellow	See NOTE 8			
276 *23-5176 - 276*	1st floor cashier counter room #192B	12" x 12" VFT - red with beige blotches	NOB-PLM/TEM	Red	See NOTE 8			
277 *23-5176 - 277*	1st floor cashier counter room #192B	12" x 12" VFT - red with beige blotches	NOB-PLM/TEM	Red	See NOTE 8			
278 *23-5176 - 278*	1st floor cashier counter room #192B	Mastic associated with 12" x 12" VFT - red with beige blotches	NOB-PLM/TEM	Black	See NOTE 8			
279 *23-5176 - 279*	1st floor cashier counter room #192B	Mastic associated with 12" x 12" VFT - red with beige blotches	NOB-PLM/TEM	Black	See NOTE 8			
280 *23-5176 - 280*	2nd floor smoke room #245A	Self-leveling material under 12" x 12" VFT	PLM	White		NONE DETECTED		100% Mineral Filler

PRECISION ENVIRONMENTAL INC.
36-15A 23rd Street, LIC, NY 11106
Tel: 718.383.2626, Fax: 718.383.7780
Accredited by NVLAP #200640-0, NY State ELAP #11764

BULK ASBESTOS ANALYSIS RESULTS

Client: Ronnette Riley Architect

Sampling Date : 2/25/2023
Date Received : 2/27/2023 12:00:00 PM
Date Analyzed : 2/28/2023
Precision Batch #: 23-5176
Methods: EPA 600/M4/ 82/ 020 ☐
ELAP 198.1 ☑
Microscope #: 213413

Project: Kings County Supreme Court
360 Adams Street
Brooklyn, NY 11201
Location: Selected areas, basement throught 11th floor
Project # 2352-23-0001

Sample #	*Location*	*Type of Material*	*Method*	*Color*	*Asbestos % Type by NOB PLM/TEM*	*Asbestos % Type by PLM*	*Non-Asbestos % Fibrous*	*Non-Asbestos % Non-Fibrous*
281 *23-5176 - 281*	2nd floor smoke room #245A	Self-leveling material under 12" x 12" VFT	PLM	White		NONE DETECTED		100% Mineral Filler
282 *23-5176 - 282*	2nd floor smoke room #246	Self-leveling material under 12" x 12" VFT	PLM	White		NONE DETECTED		100% Mineral Filler
283 *23-5176 - 283*	11th floor hallway by vestibule #1128A	9" x 9" VFT under 12" x 12" VFT	NOB-PLM/TEM	Brown	See NOTE 8			
284 *23-5176 - 284*	9th floor court room #938	9" x 9" VFT under 12" x 12" VFT	NOB-PLM/TEM	Brown	See NOTE 8			
285 *23-5176 - 285*	3rd floor court room #319	9" x 9" VFT under 12" x 12" VFT	NOB-PLM/TEM	Brown	See NOTE 8			
286 *23-5176 - 286*	8th floor hallway by room #858A	9" x 9" VFT under 12" x 12" VFT	NOB-PLM/TEM	Brown	See NOTE 8			
287 *23-5176 - 287*	7th floor vestibule #744A	9" x 9" VFT under 12" x 12" VFT	NOB-PLM/TEM	Brown	See NOTE 8			
288 *23-5176 - 288*	11th floor hallway by vestibule #1128A	Mastic associated with 9" x 9" VFT under 12" x 12" VFT	NOB-PLM/TEM	Black	See NOTE 8			

PRECISION ENVIRONMENTAL INC.
36-15A 23rd Street, LIC, NY 11106
Tel: 718.383.2626, Fax: 718.383.7780
Accredited by NVLAP #200640-0, NY State ELAP #11764

BULK ASBESTOS ANALYSIS RESULTS

Client: Ronnette Riley Architect

Sampling Date : 2/25/2023
Date Received : 2/27/2023 12:00:00 PM
Date Analyzed : 2/28/2023
Precision Batch #: 23-5176
Methods: EPA 600/M4/ 82/ 020 ☐
ELAP 198.1 ☑
Microscope #: 213413

Project: Kings County Supreme Court
360 Adams Street
Brooklyn, NY 11201
Location: Selected areas, basement throught 11th floor
Project # 2352-23-0001

Sample #	*Location*	*Type of Material*	*Method*	*Color*	*Asbestos % Type by NOB PLM/TEM*	*Asbestos % Type by PLM*	*Non-Asbestos % Fibrous*	*Non-Asbestos % Non-Fibrous*
289 *23-5176 - 289*	9th floor court room #938	Mastic associated with 9" x 9" VFT under 12" x 12" VFT	NOB-PLM/TEM	Brown	See NOTE 8			
290 *23-5176 - 290*	3rd floor court room #319	Mastic associated with 9" x 9" VFT under 12" x 12" VFT	NOB-PLM/TEM	Brown	See NOTE 8			
291 *23-5176 - 291*	8th floor hallway by room #858A	Mastic associated with 9" x 9" VFT under 12" x 12" VFT	NOB-PLM/TEM	Brown	See NOTE 8			
292 *23-5176 - 292*	7th floor vestibule #744A	Mastic associated with 9" x 9" VFT under 12" x 12" VFT	NOB-PLM/TEM	Brown	See NOTE 8			
293 *23-5176 - 293*	9th floor court room #961	9" x 9" VFT - brown with beige blotches and orange hues	NOB-PLM/TEM	Brown	See NOTE 8			
294 *23-5176 - 294*	5th floor court room #525	9" x 9" VFT - brown with beige blotches and orange hues	NOB-PLM/TEM	Brown	See NOTE 8			
295 *23-5176 - 295*	9th floor court room #961	Mastic associated with 9" x 9" VFT - brown with beige blotches and orange hues	NOB-PLM/TEM	Brown	See NOTE 8			
296 *23-5176 - 296*	5th floor court room #525	Mastic associated with 9" x 9" VFT - brown with beige blotches and orange hues	NOB-PLM/TEM	Brown	See NOTE 8			

PRECISION ENVIRONMENTAL INC.
36-15A 23rd Street, LIC, NY 11106
Tel: 718.383.2626, Fax: 718.383.7780
Accredited by NVLAP #200640-0, NY State ELAP #11764

BULK ASBESTOS ANALYSIS RESULTS

Client: Ronnette Riley Architect

Sampling Date : 2/25/2023
Date Received : 2/27/2023 12:00:00 PM
Date Analyzed : 2/28/2023
Precision Batch #: 23-5176
Methods: EPA 600/M4/ 82/ 020 ☐
ELAP 198.1 ☑
Microscope #: 213413

Project: Kings County Supreme Court
360 Adams Street
Brooklyn, NY 11201
Location: Selected areas, basement throught 11th floor
Project # 2352-23-0001

Sample #	*Location*	*Type of Material*	*Method*	*Color*	*Asbestos % Type by NOB PLM/TEM*	*Asbestos % Type by PLM*	*Non-Asbestos % Fibrous*	*Non-Asbestos % Non-Fibrous*
297 *23-5176 - 297*	7th floor court room #725	9" x 9" VFT - beige with white blotches	NOB-PLM/TEM	Beige	See NOTE 8			
298 *23-5176 - 298*	7th floor court room #725	9" x 9" VFT - beige with white blotches	NOB-PLM/TEM	Beige	See NOTE 8			
299 *23-5176 - 299*	7th floor court room #725	Mastic associated with 9" x 9" VFT - beige with white blotches	NOB-PLM/TEM	Black	See NOTE 8			
300 *23-5176 - 300*	7th floor court room #725	Mastic associated with 9" x 9" VFT - beige with white blotches	NOB-PLM/TEM	Black	See NOTE 8			
301 *23-5176 - 301*	5th floor court room #524	9" x 9" VFT - gray with white blotches and orange hues	NOB-PLM/TEM	Gray	See NOTE 8			
302 *23-5176 - 302*	5th floor court room #524	9" x 9" VFT - gray with white blotches and orange hues	NOB-PLM/TEM	Gray	See NOTE 8			
303 *23-5176 - 303*	5th floor court room #524	Mastic associated with 9" x 9" VFT - gray with white blotches and orange hues	NOB-PLM/TEM	Black	See NOTE 8			
304 *23-5176 - 304*	5th floor court room #524	Mastic associated with 9" x 9" VFT - gray with white blotches and orange hues	NOB-PLM/TEM	Black	See NOTE 8			

PRECISION ENVIRONMENTAL INC.
36-15A 23rd Street, LIC, NY 11106
Tel: 718.383.2626, Fax: 718.383.7780
Accredited by NVLAP #200640-0, NY State ELAP #11764

BULK ASBESTOS ANALYSIS RESULTS

Client: Ronnette Riley Architect

Sampling Date : 2/25/2023
Date Received : 2/27/2023 12:00:00 PM
Date Analyzed : 2/28/2023
Precision Batch #: 23-5176
Methods: EPA 600/M4/ 82/ 020 ☐
ELAP 198.1 ☑
Microscope #: 213413

Project: Kings County Supreme Court
360 Adams Street
Brooklyn, NY 11201
Location: Selected areas, basement throught 11th floor
Project # 2352-23-0001

Sample #	*Location*	*Type of Material*	*Method*	*Color*	*Asbestos % Type by NOB PLM/TEM*	*Asbestos % Type by PLM*	*Non-Asbestos % Fibrous*	*Non-Asbestos % Non-Fibrous*
305 *23-5176 - 305*	1st floor vestibule by room #192B	9" x 9" VFT - red with beige blotches	NOB-PLM/TEM	Red	See NOTE 8			
306 *23-5176 - 306*	1st floor vestibule by room #192B	9" x 9" VFT - red with beige blotches	NOB-PLM/TEM	Red	See NOTE 8			
307 *23-5176 - 307*	1st floor vestibule by room #192B	Mastic associated with 9" x 9" VFT - red with beige blotches	NOB-PLM/TEM	Black	See NOTE 8			
308 *23-5176 - 308*	1st floor vestibule by room #192B	Mastic associated with 9" x 9" VFT - red with beige blotches	NOB-PLM/TEM	Black	See NOTE 8			
309 *23-5176 - 309*	Cellar copy room #94	9" x 9" VFT - dark brown with beige blotches	NOB-PLM/TEM	Dark brown	See NOTE 8			
310 *23-5176 - 310*	Cellar copy room #94	9" x 9" VFT - dark brown with beige blotches	NOB-PLM/TEM	Dark brown	See NOTE 8			
311 *23-5176 - 311*	Cellar copy room #94	Mastic associated with 9" x 9" VFT - dark brown with beige blotches	NOB-PLM/TEM	Black	See NOTE 8			
312 *23-5176 - 312*	Cellar copy room #94	Mastic associated with 9" x 9" VFT - dark brown with beige blotches	NOB-PLM/TEM	Black	See NOTE 8			

PRECISION ENVIRONMENTAL INC.
36-15A 23rd Street, LIC, NY 11106
Tel: 718.383.2626, Fax: 718.383.7780
Accredited by NVLAP #200640-0, NY State ELAP #11764

BULK ASBESTOS ANALYSIS RESULTS

Client: Ronnette Riley Architect

Sampling Date : 2/25/2023
Date Received : 2/27/2023 12:00:00 PM
Date Analyzed : 2/28/2023
Precision Batch #: 23-5176
Methods: EPA 600/M4/ 82/ 020 ☐
ELAP 198.1 ☑
Microscope #: 213413

Project: Kings County Supreme Court
360 Adams Street
Brooklyn, NY 11201
Location: Selected areas, basement throught 11th floor
Project # 2352-23-0001

Sample #	*Location*	*Type of Material*	*Method*	*Color*	*Asbestos % Type by NOB PLM/TEM*	*Asbestos % Type by PLM*	*Non-Asbestos % Fibrous*	*Non-Asbestos % Non-Fibrous*
313 *23-5176 - 313*	9th floor court room #938	Self-leveling material under 9" x 9" VFT	PLM	Tan		NONE DETECTED		100% Mineral Filler Trace% Organic Bind
314 *23-5176 - 314*	9th floor court room #938	Self-leveling material under 9" x 9" VFT	PLM	Tan		NONE DETECTED		100% Mineral Filler Trace% Organic Bind
315 *23-5176 - 315*	9th floor court room #938	Self-leveling material under 9" x 9" VFT	PLM	Tan		NONE DETECTED		100% Mineral Filler Trace% Organic Bind

Legend: TRACE = LESS THAN LIMIT OF QUANTITATION (<0.25%); ND = NONE DETECTED
Note 1: For point counts the limit of quantization of 0.25% is based on one asbestos point counted over 400 non-empty points.
Note 2: >1% asbestos by weight is considered an ACM (Asbestos Containing Material).
Note 3: The condition of all samples was acceptable upon receipt.
Note 4: This report must not be used by the client to claim product endorsement by NVLAP or any agency of the US Government;
Note 5: This test report relates only to the items tested.
Note 6: The laboratory is not responsible for samples collected by commercial clients.
Note 7: The laboratory is not responsible for procedures requested by clients that are deviant from the EPA and ELAP protocols.
Note 8: This sample was sent to an outside laboratory for NOB-PLM and NOB-TEM analysis. See outside laboratory's Bulk Asbestos Analysis Result report. PLM is not consistently reliable in detecting asbestos in NOB materials. Quantitative TEM is currently the only method that can be used to determine if NOB material can be considered or treated as NON-ACM.
Note 9: Supplement to test report Batch # _____ Amendment(s) #: _____ Amendment Date(s): _____ By: _____
Note 10: All bulk samples are tested for vermiculite and the amount of vermiculite calculated is reported. If no vermiculite is reported indicates that no vermiculite is detected.
Note 11: At Client's request sample was not analyzed.
Note 12: This surfacing material containing vermiculite (SM-V) was sent to an outside laboratory for ELAP Method 198.8 or RJ Lee Method 055 analysis. See outside laboratory's analysis report.

The laboratory is not responsible for sample collection. This report may not be reproduced, except in full, without written approval by Precision Environmental Inc. This report may not be used to claim product endorsement by NVLAP or any other agency of the US Government. This report relates only to the samples reported above. Quality control data is available upon request.
The document(s) contained herein are confidential and privileged information, intended for the exclusive use of the individual or entity named above. Precision Environmental Inc. and its personnel shall not be liable for any misinformation provided to us by the client regarding these samples. This report relates only to samples submitted and analyzed. This report is accompanied by the PLM Analysis Letter.

Jianhua Zhou
Analyzed by:

Michael Parpounas Caldong Shi for
Approved by:

BULK ASBESTOS ANALYSIS SHEET

NVLAP (TESTING): 200640 ELAP: 11764

PRECISION ENVIRONMENTAL INC.

36-15A 23rd Street, LIC, NY 11106
Phone: 718.383.2626, Fax: 718.383.7780

Client Name: Ronnette Riley Architect		Project Name: 360 Adams Street, Brooklyn, NY 11201	
Project No.:		Microscope No.: 1	Temp: 26.1°C
Batch No.: 22-5176	Analyst Name: Jianhua Zhou	Date of Analysis: 2/27/23	

1 Field No.: 1	Stereoscopic Exam	PLM Optical Properties	Asbestos Results PLM %	Other Fibrous %	Non Fibrous %	SOF-V Results %	Gravimetric (NOB) Results %
Gravimetric (NOB) Required ☑	Color Red Texture 4	Morphology ___ / ___ Extinction ___ / ___	Chrysotile	Cellulose Inc. Ext./ ribbony	Mineral Filler	Organic	Organic
Recommended ☐ SM-V PREP ☐	Homogeneity 4 Yes No	RI ⊥ ___ / ___ RI II ___ / ___	Amosite	Glass fiber isotropic	Binders	Floats	Residue
Gravimetric PREP ☐	# of Layers Vermiculite ☐ ☑ Asbestos ☐ ☐	DS Color ___ / ___ Color, Pleo ___ / ___	Other	Other	Vermiculite	Acid Soluble	Carbonate
Gravimetric (NOB) PLM ☐	Color of Layer ___ % Estimated Concentration ___	Biref ___ / ___ Sign ___ / ___			Other	Residule	Vermiculite
Gravimetric (NOB) TEM ☐	Comments: If no vermiculite is reported indicates that no vermiculite is detected.			Q.C. ☐		Asbestos	Asbestos
Point Count Results on the Back	Method: ☒ ELAP ☐ EPA ☐ OTHER ☐ SCANNING OPTION: ELAP (PC) or EPA Report zero if first 4 preps Asbestos = 0						

2 Field No.: 2	Stereoscopic Exam	PLM Optical Properties	Asbestos Results PLM %	Other Fibrous %	Non Fibrous %	SOF-V Results %	Gravimetric (NOB) Results %
Gravimetric (NOB) Required ☑	Color Red Texture 4	Morphology ___ / ___ Extinction ___ / ___	Chrysotile	Cellulose Inc. Ext./ ribbony	Mineral Filler	Organic	Organic
Recommended ☐ SM-V PREP ☐	Homogeneity 4 Yes No	RI ⊥ ___ / ___ RI II ___ / ___	Amosite	Glass fiber isotropic	Binders	Floats	Residue
Gravimetric PREP ☐	# of Layers Vermiculite ☐ ☑ Asbestos ☐ ☐	DS Color ___ / ___ Color, Pleo ___ / ___	Other	Other	Vermiculite	Acid Soluble	Carbonate
Gravimetric (NOB) PLM ☐	Color of Layer ___ % Estimated Concentration ___	Biref ___ / ___ Sign ___ / ___			Other	Residule	Vermiculite
Gravimetric (NOB) TEM ☐	Comments: If no vermiculite is reported indicates that no vermiculite is detected.			Q.C. ☐		Asbestos	Asbestos
Point Count Results on the Back	Method: ☒ ELAP ☐ EPA ☐ OTHER ☐ SCANNING OPTION: ELAP (PC) or EPA Report zero if first 4 preps Asbestos = 0						

3 Field No.: 3	Stereoscopic Exam	PLM Optical Properties	Asbestos Results PLM %	Other Fibrous %	Non Fibrous %	SOF-V Results %	Gravimetric (NOB) Results %
Gravimetric (NOB) Required ☑	Color Red Texture 4	Morphology ___ / ___ Extinction ___ / ___	Chrysotile	Cellulose Inc. Ext./ ribbony	Mineral Filler	Organic	Organic
Recommended ☐ SM-V PREP ☐	Homogeneity 4 Yes No	RI ⊥ ___ / ___ RI II ___ / ___	Amosite	Glass fiber isotropic	Binders	Floats	Residue
Gravimetric PREP ☐	# of Layers Vermiculite ☐ ☑ Asbestos ☐ ☐	DS Color ___ / ___ Color, Pleo ___ / ___	Other	Other	Vermiculite	Acid Soluble	Carbonate
Gravimetric (NOB) PLM ☐	Color of Layer ___ % Estimated Concentration ___	Biref ___ / ___ Sign ___ / ___			Other	Residule	Vermiculite
Gravimetric (NOB) TEM ☐	Comments: If no vermiculite is reported indicates that no vermiculite is detected.			Q.C. ☐		Asbestos	Asbestos
Point Count Results on the Back	Method: ☒ ELAP ☐ EPA ☐ OTHER ☐ SCANNING OPTION: ELAP (PC) or EPA Report zero if first 4 preps Asbestos = 0						

4 Field No.: 4	Stereoscopic Exam	PLM Optical Properties	Asbestos Results PLM %	Other Fibrous %	Non Fibrous %	SOF-V Results %	Gravimetric (NOB) Results %
Gravimetric (NOB) Required ☑	Color Dark Br. Texture 4	Morphology ___ / ___ Extinction ___ / ___	Chrysotile	Cellulose Inc. Ext./ ribbony	Mineral Filler	Organic	Organic
Recommended ☐ SM-V PREP ☐	Homogeneity 4 Yes No	RI ⊥ ___ / ___ RI II ___ / ___	Amosite	Glass fiber isotropic	Binders	Floats	Residue
Gravimetric PREP ☐	# of Layers Vermiculite ☐ ☑ Asbestos ☐ ☐	DS Color ___ / ___ Color, Pleo ___ / ___	Other	Other	Vermiculite	Acid Soluble	Carbonate
Gravimetric (NOB) PLM ☐	Color of Layer ___ % Estimated Concentration ___	Biref ___ / ___ Sign ___ / ___			Other	Residule	Vermiculite
Gravimetric (NOB) TEM ☐	Comments: If no vermiculite is reported indicates that no vermiculite is detected.			Q.C. ☐		Asbestos	Asbestos
Point Count Results on the Back	Method: ☒ ELAP ☐ EPA ☐ OTHER ☐ SCANNING OPTION: ELAP (PC) or EPA Report zero if first 4 preps Asbestos = 0						

BULK ASBESTOS ANALYSIS SHEET

NVLAP (TESTING): 200640 ELAP: 11764

PRECISION ENVIRONMENTAL INC.
36-15A 23rd Street, LIC, NY 11106
Phone: 718.383.2626, Fax: 718.383.7780

Client Name: Ronnette Riley Architect	Project Name: 360 Adams Street, Brooklyn, NY 11201	
Project No.:	Microscope No.: 1	Temp: 26.1°C
Batch No.: 22-5176	Analyst Name: Jianhua Zhou	Date of Analysis: 2/27/23

1 Field No.: 5

Stereoscopic Exam: Color Dark Br. Texture 4; Homogeneity Y; # of Layers ____; Color of Layer ____; Comments: If no vermiculite is reported indicates that no vermiculite is detected.

Gravimetric (NOB) Required ☑ Recommended ☐ SM-V PREP ☐ Gravimetric PREP ☐ Gravimetric (NOB) PLM ☐ Gravimetric (NOB) TEM ☐

Yes No: Vermiculite ☐ ☑; Asbestos ☐ ☐; % Estimated Concentration ____

PLM Optical Properties: Morphology ____/____ Extinction ____/____; RI ⊥ ____/____ RI ∥ ____/____; DS Color ____/____ Color, Pleo ____/____; Bfref ____/____ Sign ____/____

Asbestos Results PLM %	Other Fibrous %	Non Fibrous %	SOF-V Results %	Gravimetric (NOB) Results %
Chrysotile	Cellulose Inc. Ext./ ribbony	Mineral Filler	Organic	Organic
Amosite	Glass fiber Isotropic	Binders	Floats	Residue
Other	Other	Vermiculite	Acid Soluble	Carbonate
		Other	Residule	Vermiculite
	Q.C. ☐		Asbestos	Asbestos

Point Count Results on the Back | Method: ☒ ELAP ☐ EPA ☐ OTHER ☐ SCANNING OPTION: ELAP (PC) or EPA Report zero if first 4 preps Asbestos = 0

2 Field No.: 6

Stereoscopic Exam: Color Dark Br. Texture 4; Homogeneity Y; # of Layers ____; Color of Layer ____; Comments: If no vermiculite is reported indicates that no vermiculite is detected.

Gravimetric (NOB) Required ☑ Recommended ☐ SM-V PREP ☐ Gravimetric PREP ☐ Gravimetric (NOB) PLM ☐ Gravimetric (NOB) TEM ☐

Yes No: Vermiculite ☐ ☑; Asbestos ☐ ☐; % Estimated Concentration ____

PLM Optical Properties: Morphology ____/____ Extinction ____/____; RI ⊥ ____/____ RI ∥ ____/____; DS Color ____/____ Color, Pleo ____/____; Bfref ____/____ Sign ____/____

Asbestos Results PLM %	Other Fibrous %	Non Fibrous %	SOF-V Results %	Gravimetric (NOB) Results %
Chrysotile	Cellulose Inc. Ext./ ribbony	Mineral Filler	Organic	Organic
Amosite	Glass fiber Isotropic	Binders	Floats	Residue
Other	Other	Vermiculite	Acid Soluble	Carbonate
		Other	Residule	Vermiculite
	Q.C. ☐		Asbestos	Asbestos

Point Count Results on the Back | Method: ☒ ELAP ☐ EPA ☐ OTHER ☐ SCANNING OPTION: ELAP (PC) or EPA Report zero if first 4 preps Asbestos = 0

3 Field No.: 7

Stereoscopic Exam: Color Orange Texture 4; Homogeneity Y; # of Layers ____; Color of Layer ____; Comments: If no vermiculite is reported indicates that no vermiculite is detected.

Gravimetric (NOB) Required ☑ Recommended ☐ SM-V PREP ☐ Gravimetric PREP ☐ Gravimetric (NOB) PLM ☐ Gravimetric (NOB) TEM ☐

Yes No: Vermiculite ☐ ☑; Asbestos ☐ ☐; % Estimated Concentration ____

PLM Optical Properties: Morphology ____/____ Extinction ____/____; RI ⊥ ____/____ RI ∥ ____/____; DS Color ____/____ Color, Pleo ____/____; Bfref ____/____ Sign ____/____

Asbestos Results PLM %	Other Fibrous %	Non Fibrous %	SOF-V Results %	Gravimetric (NOB) Results %
Chrysotile	Cellulose Inc. Ext./ ribbony	Mineral Filler	Organic	Organic
Amosite	Glass fiber Isotropic	Binders	Floats	Residue
Other	Other	Vermiculite	Acid Soluble	Carbonate
		Other	Residule	Vermiculite
	Q.C. ☐		Asbestos	Asbestos

Point Count Results on the Back | Method: ☒ ELAP ☐ EPA ☐ OTHER ☐ SCANNING OPTION: ELAP (PC) or EPA Report zero if first 4 preps Asbestos = 0

4 Field No.: 8

Stereoscopic Exam: Color Orange Texture 4; Homogeneity Y; # of Layers ____; Color of Layer ____; Comments: If no vermiculite is reported indicates that no vermiculite is detected.

Gravimetric (NOB) Required ☑ Recommended ☐ SM-V PREP ☐ Gravimetric PREP ☐ Gravimetric (NOB) PLM ☐ Gravimetric (NOB) TEM ☐

Yes No: Vermiculite ☐ ☑; Asbestos ☐ ☐; % Estimated Concentration ____

PLM Optical Properties: Morphology ____/____ Extinction ____/____; RI ⊥ ____/____ RI ∥ ____/____; DS Color ____/____ Color, Pleo ____/____; Bfref ____/____ Sign ____/____

Asbestos Results PLM %	Other Fibrous %	Non Fibrous %	SOF-V Results %	Gravimetric (NOB) Results %
Chrysotile	Cellulose Inc. Ext./ ribbony	Mineral Filler	Organic	Organic
Amosite	Glass fiber Isotropic	Binders	Floats	Residue
Other	Other	Vermiculite	Acid Soluble	Carbonate
		Other	Residule	Vermiculite
	Q.C. ☐		Asbestos	Asbestos

Point Count Results on the Back | Method: ☒ ELAP ☐ EPA ☐ OTHER ☐ SCANNING OPTION: ELAP (PC) or EPA Report zero if first 4 preps Asbestos = 0

BULK ASBESTOS ANALYSIS SHEET

NVLAP (TESTING): 200640 ELAP: 11764

PRECISION ENVIRONMENTAL INC.
36-15A 23rd Street, LIC, NY 11106
Phone: 718.383.2626, Fax: 718.383.7780

Client Name: Ronnette Riley Architect	Project Name: 360 Adams Street, Brooklyn, NY 11201	
Project No.:	Microscope No.: 1	Temp: 26.1°C
Batch No.: 22-5176	Analyst Name: Jianhua Zhou	Date of Analysis: 2/27/23

1 Field No.: 9	Stereoscopic Exam	PLM Optical Properties	Asbestos Results PLM %	Other Fibrous %	Non Fibrous %	SOF-V Results %	Gravimetric (NOB) Results %
Gravimetric (NOB) Required ☑	Color Orange Texture 5	Morphology ___ / ___ Extinction ___ / ___	___ Chrysotile	___ Cellulose Inc. Ext./ ribbony	___ Mineral Filler	___ Organic	___ Organic
Recommended ☐ SM-V PREP ☐	Homogeneity V Yes No	RI ⊥ ___ / ___ RI ∥ ___ / ___	___ Amosite	___ Glass fiber isotropic	___ Binders	___ Floats	___ Residue
Gravimetric PREP ☐	# of Layers 1 Vermiculite ☐ ☐ Asbestos ☐ ☐	DS Color ___ / ___ Color, Pleo ___ / ___	___ Other	___ Other	___ Vermiculite	___ Acid Soluble	___ Carbonate
Gravimetric (NOB) PLM ☐	Color of Layer ___ % Estimated Concentration ___	Biref ___ / ___ Sign ___ / ___			___ Other	___ Residule	___ Vermiculite
Gravimetric (NOB) TEM ☐	Comments: If no vermiculite is reported indicates that no vermiculite is detected.			Q.C. ☐		___ Asbestos	___ Asbestos
Point Count Results on the Back	Method: ☒ ELAP ☐ EPA ☐ OTHER ☐ SCANNING OPTION: ELAP (PC) or EPA Report zero if first 4 preps Asbestos = 0						

2 Field No.: 10	Stereoscopic Exam	PLM Optical Properties	Asbestos Results PLM %	Other Fibrous %	Non Fibrous %	SOF-V Results %	Gravimetric (NOB) Results %
Gravimetric (NOB) Required ☐	Color Beige Texture F	Morphology W / ___ Extinction II / ___	5.0 Chrysotile	20 Cellulose Inc. Ext./ ribbony	65 Mineral Filler	___ Organic	___ Organic
Recommended ☐ SM-V PREP ☐	Homogeneity V Yes No	RI ⊥ 1.549 / ___ RI ∥ 1.556 / ___	___ Amosite	___ Glass fiber isotropic	7r Binders	___ Floats	___ Residue
Gravimetric PREP ☐	# of Layers 1 Vermiculite ☐ ☑ Asbestos ☑ ☐	DS Color Bl/yn / ___ Color, Pleo V / ___	___ Other	___ Other	10 Vermiculite	___ Acid Soluble	___ Carbonate
Gravimetric (NOB) PLM ☐	Color of Layer ___ % Estimated Concentration ___	Biref L / ___ Sign + / ___			10 Other	___ Residule	___ Vermiculite
Gravimetric (NOB) TEM ☐	Comments: If no vermiculite is reported indicates that no vermiculite is detected.			Q.C. ☐ Meta/		___ Asbestos	___ Asbestos
Point Count Results on the Back	Method: ☒ ELAP ☐ EPA ☐ OTHER ☐ SCANNING OPTION: ELAP (PC) or EPA Report zero if first 4 preps Asbestos = 0						

3 Field No.: 11	Stereoscopic Exam	PLM Optical Properties	Asbestos Results PLM %	Other Fibrous %	Non Fibrous %	SOF-V Results %	Gravimetric (NOB) Results %
Gravimetric (NOB) Required ☐	Color ___ Texture ___	Morphology ___ / ___ Extinction ___ / ___	___ Chrysotile	___ Cellulose Inc. Ext./ ribbony	___ Mineral Filler	___ Organic	___ Organic
Recommended ☐ SM-V PREP ☐	Homogeneity ___ Yes No	RI ⊥ ___ / ___ RI ∥ ___ / ___	___ Amosite	___ Glass fiber isotropic	___ Binders	___ Floats	___ Residue
Gravimetric PREP ☐	# of Layers ___ Vermiculite ☐ ☐ Asbestos ☐ ☐	DS Color ___ / ___ Color, Pleo ___ / ___	___ Other	___ Other	___ Vermiculite	___ Acid Soluble	___ Carbonate
Gravimetric (NOB) PLM ☐	Color of Layer ___ % Estimated Concentration ___	Biref ___ / ___ Sign ___ / ___			___ Other	___ Residule	___ Vermiculite
Gravimetric (NOB) TEM ☐	Comments: If no vermiculite is reported indicates that no vermiculite is detected. See 10			Q.C. ☐		___ Asbestos	___ Asbestos
Point Count Results on the Back	Method: ☒ ELAP ☐ EPA ☐ OTHER ☐ SCANNING OPTION: ELAP (PC) or EPA Report zero if first 4 preps Asbestos = 0						

4 Field No.: 12	Stereoscopic Exam	PLM Optical Properties	Asbestos Results PLM %	Other Fibrous %	Non Fibrous %	SOF-V Results %	Gravimetric (NOB) Results %
Gravimetric (NOB) Required ☐	Color ___ Texture ___	Morphology ___ / ___ Extinction ___ / ___	___ Chrysotile	___ Cellulose Inc. Ext./ ribbony	___ Mineral Filler	___ Organic	___ Organic
Recommended ☐ SM-V PREP ☐	Homogeneity ___ Yes No	RI ⊥ ___ / ___ RI ∥ ___ / ___	___ Amosite	___ Glass fiber isotropic	___ Binders	___ Floats	___ Residue
Gravimetric PREP ☐	# of Layers ___ Vermiculite ☐ ☐ Asbestos ☐ ☐	DS Color ___ / ___ Color, Pleo ___ / ___	___ Other	___ Other	___ Vermiculite	___ Acid Soluble	___ Carbonate
Gravimetric (NOB) PLM ☐	Color of Layer ___ % Estimated Concentration ___	Biref ___ / ___ Sign ___ / ___			___ Other	___ Residule	___ Vermiculite
Gravimetric (NOB) TEM ☐	Comments: If no vermiculite is reported indicates that no vermiculite is detected. See 10			Q.C. ☐		___ Asbestos	___ Asbestos
Point Count Results on the Back	Method: ☒ ELAP ☐ EPA ☐ OTHER ☐ SCANNING OPTION: ELAP (PC) or EPA Report zero if first 4 preps Asbestos = 0						

BULK ASBESTOS ANALYSIS SHEET

NVLAP (TESTING): 200640 ELAP: 11764

PRECISION ENVIRONMENTAL INC.
36-15A 23rd Street, LIC, NY 11106
Phone: 718.383.2626, Fax: 718.383.7780

Client Name: Ronnette Riley Architect	Project Name: 360 Adams Street, Brooklyn, NY 11201	
Project No.:	Microscope No.: 1	Temp: 26.1°C
Batch No.: 22-5176	Analyst Name: Jianhua Zhou	Date of Analysis: 2/27/23

1 Field No.: 13	Stereoscopic Exam	PLM Optical Properties	Asbestos Results PLM %	Other Fibrous %	Non Fibrous %	SOF-V Results %	Gravimetric (NOB) Results %
Gravimetric (NOB) Required ☑	Color WNC Texture 4	Morphology ___ / ___ Extinction ___ / ___	Chrysotile	Cellulose Inc. Ext./ ribbony	Mineral Filler	Organic	Organic
Recommended ☐	Homogeneity Y			Glass fiber Isotropic	Binders	Floats	Residue
SM-V PREP ☐	Yes No	RI ⊥ ___ / ___ RI II ___ / ___	Amosite				
Gravimetric PREP ☐	# of Layers Vermiculite ☐ ☑	Color,					
	Asbestos ☐ ☐	DS Color ___ / ___ Pleo ___ / ___	Other	Other	Vermiculite	Acid Soluble	Carbonate
Gravimetric (NOB) PLM ☐	Color of Layer ___ % Estimated Concentration ___	Biref ___ / ___ Sign ___ / ___			Other	Residule	Vermiculite
Gravimetric (NOB) TEM ☐	Comments: If no vermiculite is reported indicates that no vermiculite is detected.			Q.C. ☐		Asbestos	Asbestos
Point Count Results on the Back	Method: ☒ ELAP ☐ EPA ☐ OTHER ☐ SCANNING OPTION: ELAP (PC) or EPA Report zero if first 4 preps Asbestos = 0						

2 Field No.: 14	Stereoscopic Exam	PLM Optical Properties	Asbestos Results PLM %	Other Fibrous %	Non Fibrous %	SOF-V Results %	Gravimetric (NOB) Results %
Gravimetric (NOB) Required ☑	Color WNC Texture 4	Morphology ___ / ___ Extinction ___ / ___	Chrysotile	Cellulose Inc. Ext./ ribbony	Mineral Filler	Organic	Organic
Recommended ☐	Homogeneity Y			Glass fiber Isotropic	Binders	Floats	Residue
SM-V PREP ☐	Yes No	RI ⊥ ___ / ___ RI II ___ / ___	Amosite				
Gravimetric PREP ☐	# of Layers Vermiculite ☐ ☑	Color,					
	Asbestos ☐ ☑	DS Color ___ / ___ Pleo ___ / ___	Other	Other	Vermiculite	Acid Soluble	Carbonate
Gravimetric (NOB) PLM ☐	Color of Layer ___ % Estimated Concentration ___	Biref ___ / ___ Sign ___ / ___			Other	Residule	Vermiculite
Gravimetric (NOB) TEM ☐	Comments: If no vermiculite is reported indicates that no vermiculite is detected.			Q.C. ☐		Asbestos	Asbestos
Point Count Results on the Back	Method: ☒ ELAP ☐ EPA ☐ OTHER ☐ SCANNING OPTION: ELAP (PC) or EPA Report zero if first 4 preps Asbestos = 0						

3 Field No.: 15	Stereoscopic Exam	PLM Optical Properties	Asbestos Results PLM %	Other Fibrous %	Non Fibrous %	SOF-V Results %	Gravimetric (NOB) Results %
Gravimetric (NOB) Required ☑	Color WNC Texture 4	Morphology ___ / ___ Extinction ___ / ___	Chrysotile	Cellulose Inc. Ext./ ribbony	Mineral Filler	Organic	Organic
Recommended ☐	Homogeneity Y			Glass fiber Isotropic	Binders	Floats	Residue
SM-V PREP ☐	Yes No	RI ⊥ ___ / ___ RI II ___ / ___	Amosite				
Gravimetric PREP ☐	# of Layers Vermiculite ☐ ☑	Color,					
	Asbestos ☐ ☐	DS Color ___ / ___ Pleo ___ / ___	Other	Other	Vermiculite	Acid Soluble	Carbonate
Gravimetric (NOB) PLM ☐	Color of Layer ___ % Estimated Concentration ___	Biref ___ / ___ Sign ___ / ___			Other	Residule	Vermiculite
Gravimetric (NOB) TEM ☐	Comments: If no varmiculite is reported indicates that no vermiculite is detected.			Q.C. ☐		Asbestos	Asbestos
Point Count Results on the Back	Method: ☒ ELAP ☐ EPA ☐ OTHER ☐ SCANNING OPTION: ELAP (PC) or EPA Report zero if first 4 preps Asbestos = 0						

4 Field No.: 16	Stereoscopic Exam	PLM Optical Properties	Asbestos Results PLM %	Other Fibrous %	Non Fibrous %	SOF-V Results %	Gravimetric (NOB) Results %
Gravimetric (NOB) Required ☑	Color WNC Texture 4	Morphology ___ / ___ Extinction ___ / ___	Chrysotile	Cellulose Inc. Ext./ ribbony	Mineral Filler	Organic	Organic
Recommended ☐	Homogeneity Y			Glass fiber Isotropic	Binders	Floats	Residue
SM-V PREP ☐	Yes No	RI ⊥ ___ / ___ RI II ___ / ___	Amosite				
Gravimetric PREP ☐	# of Layers Vermiculite ☐ ☑	Color,					
	Asbestos ☐ ☐	DS Color ___ / ___ Pleo ___ / ___	Other	Other	Vermiculite	Acid Soluble	Carbonate
Gravimetric (NOB) PLM ☐	Color of Layer ___ % Estimated Concentration ___	Biref ___ / ___ Sign ___ / ___			Other	Residule	Vermiculite
Gravimetric (NOB) TEM ☐	Comments: If no vermiculite is reported indicates that no vermiculite is detected.			Q.C. ☐		Asbestos	Asbestos
Point Count Results on the Back	Method: ☒ ELAP ☐ EPA ☐ OTHER ☐ SCANNING OPTION: ELAP (PC) or EPA Report zero if first 4 preps Asbestos = 0						

BULK ASBESTOS ANALYSIS SHEET

NVLAP (TESTING): 200640 ELAP: 11764

PRECISION ENVIRONMENTAL INC.
36-15A 23rd Street, LIC, NY 11106
Phone: 718.383.2626, Fax: 718.383.7780

Client Name: Ronnette Riley Architect		Project Name: 360 Adams Street, Brooklyn, NY 11201	
Project No.:		Microscope No.: 1	Temp: 26.1°C
Batch No.: 22-5176	Analyst Name: Jianhua Zhou	Date of Analysis: 2/27/23	

1 Field No.: 17

Stereoscopic Exam: Color beige Texture 4 Homogeneity 4 # of Layers 1 Color of Layer ____ % Estimated Concentration ____

Vermiculite ☐ ☑ Asbestos ☐ ☐

PLM Optical Properties: Morphology ____/____ Extinction ____/____ RI ⊥ ____/____ RI ∥ ____/____ DS Color ____/____ Color, Pleo ____/____ Bref ____/____ Sign ____/____

Asbestos Results PLM %: Chrysotile / Amosite / Other

Other Fibrous %: Cellulose Inc. Ext./ ribbony / Glass fiber Isotropic / Other

Non Fibrous %: Mineral Filler / Binders / Vermiculite / Other

SOF-V Results %: Organic / Floats / Acid Soluble / Residule / Asbestos

Gravimetric (NOB) Results %: Organic / Residue / Carbonate / Vermiculite / Asbestos

Gravimetric (NOB) Required ☑ Recommended ☐ SM-V PREP ☐ Gravimetric PREP ☐ Gravimetric (NOB) PLM ☐ Gravimetric (NOB) TEM ☐

Comments: If no vermiculite is reported indicates that no vermiculite is detected.

Q.C. ☐

Point Count Results on the Back | Method: ☒ ELAP ☐ EPA ☐ OTHER ☐ SCANNING OPTION: ELAP (PC) or EPA Report zero if first 4 preps Asbestos = 0

2 Field No.: 18

Stereoscopic Exam: Color beige Texture 4 Homogeneity 4 # of Layers 1 Color of Layer ____ % Estimated Concentration ____

Vermiculite ☐ ☑ Asbestos ☐ ☐

PLM Optical Properties: Morphology ____/____ Extinction ____/____ RI ⊥ ____/____ RI ∥ ____/____ DS Color ____/____ Color, Pleo ____/____ Bref ____/____ Sign ____/____

Asbestos Results PLM %: Chrysotile / Amosite / Other

Other Fibrous %: Cellulose Inc. Ext./ ribbony / Glass fiber Isotropic / Other

Non Fibrous %: Mineral Filler / Binders / Vermiculite / Other

SOF-V Results %: Organic / Floats / Acid Soluble / Residule / Asbestos

Gravimetric (NOB) Results %: Organic / Residue / Carbonate / Vermiculite / Asbestos

Gravimetric (NOB) Required ☑ Recommended ☐ SM-V PREP ☐ Gravimetric PREP ☐ Gravimetric (NOB) PLM ☐ Gravimetric (NOB) TEM ☐

Comments: If no vermiculite is reported indicates that no vermiculite is detected.

Q.C. ☐

Point Count Results on the Back | Method: ☒ ELAP ☐ EPA ☐ OTHER ☐ SCANNING OPTION: ELAP (PC) or EPA Report zero if first 4 preps Asbestos = 0

3 Field No.: 19

Stereoscopic Exam: Color Yellow Texture 4 Homogeneity 4 # of Layers 1 Color of Layer ____ % Estimated Concentration ____

Vermiculite ☐ ☑ Asbestos ☐ ☐

PLM Optical Properties: Morphology ____/____ Extinction ____/____ RI ⊥ ____/____ RI ∥ ____/____ DS Color ____/____ Color, Pleo ____/____ Bref ____/____ Sign ____/____

Asbestos Results PLM %: Chrysotile / Amosite / Other

Other Fibrous %: Cellulose Inc. Ext./ ribbony / Glass fiber Isotropic / Other

Non Fibrous %: Mineral Filler / Binders / Vermiculite / Other

SOF-V Results %: Organic / Floats / Acid Soluble / Residule / Asbestos

Gravimetric (NOB) Results %: Organic / Residue / Carbonate / Vermiculite / Asbestos

Gravimetric (NOB) Required ☑ Recommended ☐ SM-V PREP ☐ Gravimetric PREP ☐ Gravimetric (NOB) PLM ☐ Gravimetric (NOB) TEM ☐

Comments: If no vermiculite is reported indicates that no vermiculite is detected.

Q.C. ☐

Point Count Results on the Back | Method: ☒ ELAP ☐ EPA ☐ OTHER ☐ SCANNING OPTION: ELAP (PC) or EPA Report zero if first 4 preps Asbestos = 0

4 Field No.: 20

Stereoscopic Exam: Color Yellow Texture 4 Homogeneity 4 # of Layers 1 Color of Layer ____ % Estimated Concentration ____

Vermiculite ☐ ☑ Asbestos ☐ ☐

PLM Optical Properties: Morphology ____/____ Extinction ____/____ RI ⊥ ____/____ RI ∥ ____/____ DS Color ____/____ Color, Pleo ____/____ Bref ____/____ Sign ____/____

Asbestos Results PLM %: Chrysotile / Amosite / Other

Other Fibrous %: Cellulose Inc. Ext./ ribbony / Glass fiber Isotropic / Other

Non Fibrous %: Mineral Filler / Binders / Vermiculite / Other

SOF-V Results %: Organic / Floats / Acid Soluble / Residule / Asbestos

Gravimetric (NOB) Results %: Organic / Residue / Carbonate / Vermiculite / Asbestos

Gravimetric (NOB) Required ☑ Recommended ☐ SM-V PREP ☐ Gravimetric PREP ☐ Gravimetric (NOB) PLM ☐ Gravimetric (NOB) TEM ☐

Comments: If no vermiculite is reported indicates that no vermiculite is detected.

Q.C. ☐

Point Count Results on the Back | Method: ☒ ELAP ☐ EPA ☐ OTHER ☐ SCANNING OPTION: ELAP (PC) or EPA Report zero if first 4 preps Asbestos = 0

BULK ASBESTOS ANALYSIS SHEET

NVLAP (TESTING): 200640 ELAP: 11764

PRECISION ENVIRONMENTAL INC.
36-15A 23rd Street, LIC, NY 11106
Phone: 718.383.2626, Fax: 718.383.7780

Client Name: Ronnette Riley Architect	Project Name: 360 Adams Street, Brooklyn, NY 11201	
Project No.:	Microscope No.: 1	Temp: 26.1°C
Batch No.: 22-5176	Analyst Name: Jianhua Zhou	Date of Analysis: 2/27/23

1 Field No.: 21	Stereoscopic Exam	PLM Optical Properties	Asbestos Results PLM %	Other Fibrous %	Non Fibrous %	SOF-V Results %	Gravimetric (NOB) Results %
Gravimetric (NOB) Required ☐	Color Yellow Texture F	Morphology ___ / ___ Extinction ___ / ___	___ Chrysotile	___ Cellulose Inc. Ext./ ribbony	___ Mineral Filler	___ Organic	___ Organic
Recommended ☐	Homogeneity V	RI ⊥ ___ / ___ RI II ___ / ___	___ Amosite	___ Glass fiber Isotropic	___ Binders	___ Floats	___ Residue
SM-V PREP ☐	# of Layers ___ Yes No	Vermiculite ☐ ☑					
Gravimetric PREP ☐	Asbestos ☐ ☐	DS Color ___ / ___ Color, Pleo ___ / ___	___ Other	___ Other	___ Vermiculite	___ Acid Soluble	___ Carbonate
Gravimetric (NOB) PLM ☐	Color of Layer ___ % Estimated Concentration ___	Biref ___ / ___ Sign ___ / ___			___ Other	___ Residule	___ Vermiculite
Gravimetric (NOB) TEM ☐	Comments: If no vermiculite is reported indicates that no vermiculite is detected.			Q.C. ☐		___ Asbestos	___ Asbestos
Point Count Results on the Back	Method: ☒ ELAP ☐ EPA ☐ OTHER ☐ SCANNING OPTION: ELAP (PC) or EPA Report zero if first 4 preps Asbestos = 0						

2 Field No.: 22	Stereoscopic Exam	PLM Optical Properties	Asbestos Results PLM %	Other Fibrous %	Non Fibrous %	SOF-V Results %	Gravimetric (NOB) Results %
Gravimetric (NOB) Required ☐	Color Y-Tan Texture F	Morphology W / ___ Extinction P / ___	0.3 Chrysotile	___ Cellulose Inc. Ext./ ribbony	99.7 Mineral Filler	___ Organic	___ Organic
Recommended ☐	Homogeneity V	RI ⊥ 1.549 RI II 1.556	___ Amosite	___ Glass fiber Isotropic	___ Binders	___ Floats	___ Residue
SM-V PREP ☐	# of Layers ___ Yes No	Vermiculite ☐ ☑					
Gravimetric PREP ☐	Asbestos ☐ ☐	DS Color W / ___ Color, Pleo DV / ___	___ Other	___ Other	0 Vermiculite	___ Acid Soluble	___ Carbonate
Gravimetric (NOB) PLM ☐	Color of Layer ___ % Estimated Concentration ___	Biref 4 Sign + / ___			___ Other	___ Residule	___ Vermiculite
Gravimetric (NOB) TEM ☐	Comments: If no vermiculite is reported indicates that no vermiculite is detected.			Q.C. ☐		___ Asbestos	___ Asbestos
Point Count Results on the Back	Method: ☒ ELAP ☐ EPA ☐ OTHER ☐ SCANNING OPTION: ELAP (PC) or EPA Report zero if first 4 preps Asbestos = 0						

3 Field No.: 23	Stereoscopic Exam	PLM Optical Properties	Asbestos Results PLM %	Other Fibrous %	Non Fibrous %	SOF-V Results %	Gravimetric (NOB) Results %
Gravimetric (NOB) Required ☐	Color Y-Tan Texture F	Morphology ___ / ___ Extinction ___ / ___	___ Chrysotile	___ Cellulose Inc. Ext./ ribbony	100 Mineral Filler	___ Organic	___ Organic
Recommended ☐	Homogeneity V	RI ⊥ ___ / ___ RI II ___ / ___	___ Amosite	___ Glass fiber Isotropic	___ Binders	___ Floats	___ Residue
SM-V PREP ☐	# of Layers ___ Yes No	Vermiculite ☐ ☑					
Gravimetric PREP ☐	Asbestos ☐ ☐	DS Color ___ / ___ Color, Pleo ___ / ___	___ Other	___ Other	0 Vermiculite	___ Acid Soluble	___ Carbonate
Gravimetric (NOB) PLM ☐	Color of Layer ___ % Estimated Concentration ___	Biref ___ / ___ Sign ___ / ___			___ Other	___ Residule	___ Vermiculite
Gravimetric (NOB) TEM ☐	Comments: If no vermiculite is reported indicates that no vermiculite is detected.			Q.C. ☐		___ Asbestos	___ Asbestos
Point Count Results on the Back	Method: ☒ ELAP ☐ EPA ☐ OTHER ☑ SCANNING OPTION: ELAP (PC) or EPA Report zero if first 4 preps Asbestos = 0						

4 Field No.: 24	Stereoscopic Exam	PLM Optical Properties	Asbestos Results PLM %	Other Fibrous %	Non Fibrous %	SOF-V Results %	Gravimetric (NOB) Results %
Gravimetric (NOB) Required ☐	Color White Texture F	Morphology ___ / ___ Extinction ___ / ___	___ Chrysotile	___ Cellulose Inc. Ext./ ribbony	100 Mineral Filler	___ Organic	___ Organic
Recommended ☐	Homogeneity V	RI ⊥ ___ / ___ RI II ___ / ___	___ Amosite	___ Glass fiber Isotropic	___ Binders	___ Floats	___ Residue
SM-V PREP ☐	# of Layers ___ Yes No	Vermiculite ☐ ☑					
Gravimetric PREP ☐	Asbestos ☐ ☐	DS Color ___ / ___ Color, Pleo ___ / ___	___ Other	___ Other	0 Vermiculite	___ Acid Soluble	___ Carbonate
Gravimetric (NOB) PLM ☐	Color of Layer ___ % Estimated Concentration ___	Biref ___ / ___ Sign ___ / ___			___ Other	___ Residule	___ Vermiculite
Gravimetric (NOB) TEM ☐	Comments: If no vermiculite is reported indicates that no vermiculite is detected.			Q.C. ☐		___ Asbestos	___ Asbestos
Point Count Results on the Back	Method: ☒ ELAP ☐ EPA ☐ OTHER ☑ SCANNING OPTION: ELAP (PC) or EPA Report zero if first 4 preps Asbestos = 0						

BULK ASBESTOS ANALYSIS SHEET

NVLAP (TESTING): 200640 ELAP: 11764

PRECISION ENVIRONMENTAL INC.
36-15A 23rd Street, LIC, NY 11106
Phone: 718.383.2626, Fax: 718.383.7780

Client Name: Ronnette Riley Architect	Project Name: 360 Adams Street, Brooklyn, NY 11201	
Project No.:	Microscope No.: 1	Temp: 26.1°C
Batch No.: 22-5176	Analyst Name: Jianhua Zhou	Date of Analysis: 2/27/23

1 Field No.: 25

Stereoscopic Exam: Color Lt-Tan Texture F; Homogeneity Y; # of Layers ____; Color of Layer ____; Comments: If no vermiculite is reported indicates that no vermiculite is detected.

PLM Optical Properties: Morphology ___/___ Extinction ___/___; RI ⊥ ___/___ RI ∥ ___/___; DS Color ___/___ Color, Pleo ___/___; Biref ___/___ Sign ___/___

Asbestos Results PLM %: Chrysotile / Amosite / Other

Other Fibrous %: Cellulose Inc. Ext./ ribbony; Glass fiber Isotropic; Other

Non Fibrous %: 100 Mineral Filler; Binders; 0 Vermiculite; Other

SOF-V Results %: Organic; Floats; Acid Soluble; Residule; Asbestos

Gravimetric (NOB) Results %: Organic; Residue; Carbonate; Vermiculite; Asbestos

Gravimetric (NOB) Required ☐ Recommended ☐ SM-V PREP ☐ Gravimetric PREP ☐ Gravimetric (NOB) PLM ☐ Gravimetric (NOB) TEM ☐

Yes No: Vermiculite ☐ ☑ Asbestos ☐ ☑

Q.C. ☐

Point Count Results on the Back | Method: ☒ ELAP ☐ EPA ☐ OTHER ☐ SCANNING OPTION: ELAP (PC) or EPA | Report zero if first 4 preps Asbestos = 0

2 Field No.: 26

Stereoscopic Exam: Color Lt-Tan Texture F; Homogeneity Y; # of Layers ____; Color of Layer ____; Comments: If no vermiculite is reported indicates that no vermiculite is detected.

PLM Optical Properties: Morphology ___/___ Extinction ___/___; RI ⊥ ___/___ RI ∥ ___/___; DS Color ___/___ Color, Pleo ___/___; Biref ___/___ Sign ___/___

Asbestos Results PLM %: Chrysotile / Amosite / Other

Other Fibrous %: Cellulose Inc. Ext./ ribbony; Glass fiber Isotropic; Other

Non Fibrous %: 100 Mineral Filler; Binders; 0 Vermiculite; Other

SOF-V Results %: Organic; Floats; Acid Soluble; Residule; Asbestos

Gravimetric (NOB) Results %: Organic; Residue; Carbonate; Vermiculite; Asbestos

Gravimetric (NOB) Required ☐ Recommended ☐ SM-V PREP ☐ Gravimetric PREP ☐ Gravimetric (NOB) PLM ☐ Gravimetric (NOB) TEM ☐

Yes No: Vermiculite ☐ ☑ Asbestos ☐ ☑

Q.C. ☐

Point Count Results on the Back | Method: ☒ ELAP ☐ EPA ☐ OTHER ☐ SCANNING OPTION: ELAP (PC) or EPA | Report zero if first 4 preps Asbestos = 0

3 Field No.: 27

Stereoscopic Exam: Color Lt-Tan Texture F; Homogeneity Y; # of Layers ____; Color of Layer ____; Comments: If no vermiculite is reported indicates that no vermiculite is detected.

PLM Optical Properties: Morphology W/___ Extinction Y/___; RI ⊥ low/___ RI ∥ low/___; DS Color W/Y/___ Color, Pleo 2/___; Biref 4/___ Sign +/___

Asbestos Results PLM %: 0.3 Chrysotile / Amosite / Other

Other Fibrous %: Cellulose Inc. Ext./ ribbony; Glass fiber Isotropic; Other

Non Fibrous %: 99.5 Mineral Filler; Binders; 0 Vermiculite; Other

SOF-V Results %: Organic; Floats; Acid Soluble; Residule; Asbestos

Gravimetric (NOB) Results %: Organic; Residue; Carbonate; Vermiculite; Asbestos

Gravimetric (NOB) Required ☐ Recommended ☐ SM-V PREP ☐ Gravimetric PREP ☐ Gravimetric (NOB) PLM ☐ Gravimetric (NOB) TEM ☐

Yes No: Vermiculite ☐ ☐ Asbestos ☑ ☐

Q.C. ☐

Point Count Results on the Back | Method: ☒ ELAP ☐ EPA ☐ OTHER ☐ SCANNING OPTION: ELAP (PC) or EPA | Report zero if first 4 preps Asbestos = 0

4 Field No.: 28

Stereoscopic Exam: Color Lt-Tan Texture F; Homogeneity Y; # of Layers ____; Color of Layer ____; Comments: If no vermiculite is reported indicates that no vermiculite is detected.

PLM Optical Properties: Morphology W/___ Extinction Y/___; RI ⊥ low/___ RI ∥ low/___; DS Color W/Y/___ Color, Pleo W/___; Biref 4/___ Sign +/___

Asbestos Results PLM %: 0.3 Chrysotile / Amosite / Other

Other Fibrous %: Cellulose Inc. Ext./ ribbony; Glass fiber Isotropic; Other

Non Fibrous %: 99.5 Mineral Filler; Binders; 0 Vermiculite; Other

SOF-V Results %: Organic; Floats; Acid Soluble; Residule; Asbestos

Gravimetric (NOB) Results %: Organic; Residue; Carbonate; Vermiculite; Asbestos

Gravimetric (NOB) Required ☐ Recommended ☐ SM-V PREP ☐ Gravimetric PREP ☐ Gravimetric (NOB) PLM ☐ Gravimetric (NOB) TEM ☐

Yes No: Vermiculite ☐ ☐ Asbestos ☑ ☐

Q.C. ☐

Point Count Results on the Back | Method: ☒ ELAP ☐ EPA ☐ OTHER ☐ SCANNING OPTION: ELAP (PC) or EPA | Report zero if first 4 preps Asbestos = 0

BULK ASBESTOS ANALYSIS SHEET

NVLAP (TESTING): 200640 ELAP: 11764

PRECISION ENVIRONMENTAL INC.
36-15A 23rd Street, LIC, NY 11106
Phone: 718.383.2626, Fax: 718.383.7780

Client Name: Ronnette Riley Architect	Project Name: 360 Adams Street, Brooklyn, NY 11201	
Project No.:	Microscope No.: 1	Temp: 26.1°C
Batch No.: 22-5176	Analyst Name: Jianhua Zhou	Date of Analysis: 2/27/23

1 Field No.: 29

Stereoscopic Exam: Color Lt. tan Texture F; Homogeneity Y; # of Layers ____; Color of Layer ____; % Estimated Concentration ____; Comments: If no vermiculite is reported indicates that no vermiculite is detected.

PLM Optical Properties: Morphology W / ____ Extinction P / ____; RI ⊥ Low / ____ RI II Low / ____; DS Color M / ____ Color, Pleo N / ____; Biref L / ____ Sign + / ____

Asbestos Results PLM %: 0.3 Chrysotile; ____ Amosite; ____ Other

Other Fibrous %: ____ Cellulose Inc. Ext./ ribbony; ____ Glass fiber Isotropic; ____ Other

Non Fibrous %: 88.7 Mineral Filler; ____ Binders; 12 Vermiculite; ____ Other

SOF-V Results %: ____ Organic; ____ Floats; ____ Acid Soluble; ____ Residule; ____ Asbestos

Gravimetric (NOB) Results %: ____ Organic; ____ Residue; ____ Carbonate; ____ Vermiculite; ____ Asbestos

Gravimetric (NOB) Required ☐ Recommended ☐ SM-V PREP ☐ Gravimetric PREP ☐ Gravimetric (NOB) PLM ☐ Gravimetric (NOB) TEM ☐

Q.C. ☐

Point Count Results on the Back | Method: ☒ ELAP ☐ EPA ☐ OTHER ☑ SCANNING OPTION: ELAP (PC) or EPA | Report zero if first 4 preps Asbestos = 0

2 Field No.: 30

Stereoscopic Exam: Color White Texture F; Homogeneity Y; # of Layers ____ Vermiculite ☐ ☑ Asbestos ☐ ☐; Color of Layer ____; % Estimated Concentration ____; Comments: If no vermiculite is reported indicates that no vermiculite is detected.

PLM Optical Properties: Morphology ____ / ____ Extinction ____ / ____; RI ⊥ ____ / ____ RI II ____ / ____; DS Color ____ / ____ Color, Pleo ____ / ____; Biref ____ / ____ Sign ____ / ____

Asbestos Results PLM %: ____ Chrysotile; ____ Amosite; ____ Other

Other Fibrous %: ____ Cellulose Inc. Ext./ ribbony; ____ Glass fiber Isotropic; ____ Other

Non Fibrous %: 100 Mineral Filler; ____ Binders; D Vermiculite; ____ Other

SOF-V Results %: ____ Organic; ____ Floats; ____ Acid Soluble; ____ Residule; ____ Asbestos

Gravimetric (NOB) Results %: ____ Organic; ____ Residue; ____ Carbonate; ____ Vermiculite; ____ Asbestos

Gravimetric (NOB) Required ☐ Recommended ☐ SM-V PREP ☐ Gravimetric PREP ☐ Gravimetric (NOB) PLM ☐ Gravimetric (NOB) TEM ☐

Q.C. ☐

Point Count Results on the Back | Method: ☒ ELAP ☐ EPA ☐ OTHER ☑ SCANNING OPTION: ELAP (PC) or EPA | Report zero if first 4 preps Asbestos = 0

3 Field No.: 31

Stereoscopic Exam: Color Beige Texture F; Homogeneity Y; # of Layers ____ Vermiculite ☐ ☑ Asbestos ☐ ☐; Color of Layer ____; % Estimated Concentration ____; Comments: If no vermiculite is reported indicates that no vermiculite is detected.

PLM Optical Properties: Morphology ____ / ____ Extinction ____ / ____; RI ⊥ ____ / ____ RI II ____ / ____; DS Color ____ / ____ Color, Pleo ____ / ____; Biref ____ / ____ Sign ____ / ____

Asbestos Results PLM %: ____ Chrysotile; ____ Amosite; ____ Other

Other Fibrous %: 2 Cellulose Inc. Ext./ ribbony; 27 Glass fiber Isotropic; ____ Other

Non Fibrous %: 100 Mineral Filler; ____ Binders; D Vermiculite; ____ Other

SOF-V Results %: ____ Organic; ____ Floats; ____ Acid Soluble; ____ Residule; ____ Asbestos

Gravimetric (NOB) Results %: ____ Organic; ____ Residue; ____ Carbonate; ____ Vermiculite; ____ Asbestos

Gravimetric (NOB) Required ☐ Recommended ☐ SM-V PREP ☐ Gravimetric PREP ☐ Gravimetric (NOB) PLM ☐ Gravimetric (NOB) TEM ☐

Q.C. ☐

Point Count Results on the Back | Method: ☒ ELAP ☐ EPA ☐ OTHER ☑ SCANNING OPTION: ELAP (PC) or EPA | Report zero if first 4 preps Asbestos = 0

4 Field No.: 32

Stereoscopic Exam: Color Beige Texture F; Homogeneity V; # of Layers ____ Vermiculite ☐ ☑ Asbestos ☐ ☐; Color of Layer ____; % Estimated Concentration ____; Comments: If no vermiculite is reported indicates that no vermiculite is detected.

PLM Optical Properties: Morphology ____ / ____ Extinction ____ / ____; RI ⊥ ____ / ____ RI II ____ / ____; DS Color ____ / ____ Color, Pleo ____ / ____; Biref ____ / ____ Sign ____ / ____

Asbestos Results PLM %: ____ Chrysotile; ____ Amosite; ____ Other

Other Fibrous %: 2 Cellulose Inc. Ext./ ribbony; 27 Glass fiber Isotropic; ____ Other

Non Fibrous %: 98 Mineral Filler; ____ Binders; D Vermiculite; ____ Other

SOF-V Results %: ____ Organic; ____ Floats; ____ Acid Soluble; ____ Residule; ____ Asbestos

Gravimetric (NOB) Results %: ____ Organic; ____ Residue; ____ Carbonate; ____ Vermiculite; ____ Asbestos

Gravimetric (NOB) Required ☐ Recommended ☐ SM-V PREP ☐ Gravimetric PREP ☐ Gravimetric (NOB) PLM ☐ Gravimetric (NOB) TEM ☐

Q.C. ☐

Point Count Results on the Back | Method: ☒ ELAP ☐ EPA ☐ OTHER ☐ SCANNING OPTION: ELAP (PC) or EPA | Report zero if first 4 preps Asbestos = 0

BULK ASBESTOS ANALYSIS SHEET

NVLAP (TESTING): 200640 ELAP: 11764

PRECISION ENVIRONMENTAL INC.
36-15A 23rd Street, LIC, NY 11106
Phone: 718.383.2626, Fax: 718.383.7780

Client Name: Ronnette Riley Architect	Project Name: 360 Adams Street, Brooklyn, NY 11201	
Project No.:	Microscope No.: 1	Temp: 26.1°C
Batch No.: 22-5176	Analyst Name: Jianhua Zhou	Date of Analysis: 2/27/23

1 Field No.: 33	Stereoscopic Exam	PLM Optical Properties	Asbestos Results PLM %	Other Fibrous %	Non Fibrous %	SOF-V Results %	Gravimetric (NOB) Results %
Gravimetric (NOB) Required ☐	Color Beige Texture F	Morphology ___ / ___ Extinction ___ / ___	___ Chrysotile	10 Cellulose Inc. Ext./ ribbony	90 Mineral Filler	___ Organic	___ Organic
Recommended ☐	Homogeneity Y	RI ⊥ ___ / ___ RI II ___ / ___	___ Amosite	27 Glass fiber Isotropic	___ Binders	___ Floats	___ Residue
SM-V PREP ☐	Yes No						
Gravimetric PREP ☐	# of Layers Vermiculite ☐ ☑ Asbestos ☐ ☐	DS Color ___ / ___ Color, Pleo ___ / ___	___ Other	___ Other	0 Vermiculite	___ Acid Soluble	___ Carbonate
Gravimetric (NOB) PLM ☐	Color of Layer ___ % Estimated Concentration ___	Biref ___ / ___ Sign ___ / ___			___ Other	___ Residule	___ Vermiculite
Gravimetric (NOB) TEM ☐	Comments: If no vermiculite is reported indicates that no vermiculite is detected.			Q.C. ☐		___ Asbestos	___ Asbestos
Point Count Results on the Back	Method: ☒ ELAP ☐ EPA ☐ OTHER ☑ SCANNING OPTION: ELAP (PC) or EPA Report zero if first 4 preps Asbestos = 0						

2 Field No.: 34	Stereoscopic Exam	PLM Optical Properties	Asbestos Results PLM %	Other Fibrous %	Non Fibrous %	SOF-V Results %	Gravimetric (NOB) Results %
Gravimetric (NOB) Required ☐	Color Tan Texture F	Morphology ___ / ___ Extinction ___ / ___	___ Chrysotile	___ Cellulose Inc. Ext./ ribbony	100 Mineral Filler	___ Organic	___ Organic
Recommended ☐	Homogeneity Y	RI ⊥ ___ / ___ RI II ___ / ___	___ Amosite	___ Glass fiber Isotropic	___ Binders	___ Floats	___ Residue
SM-V PREP ☐	Yes No						
Gravimetric PREP ☐	# of Layers Vermiculite ☐ ☑ Asbestos ☐ ☐	DS Color ___ / ___ Color, Pleo ___ / ___	___ Other	___ Other	0 Vermiculite	___ Acid Soluble	___ Carbonate
Gravimetric (NOB) PLM ☐	Color of Layer ___ % Estimated Concentration ___	Biref ___ / ___ Sign ___ / ___			___ Other	___ Residule	___ Vermiculite
Gravimetric (NOB) TEM ☐	Comments: If no vermiculite is reported indicates that no vermiculite is detected.			Q.C. ☐		___ Asbestos	___ Asbestos
Point Count Results on the Back	Method: ☒ ELAP ☐ EPA ☐ OTHER ☐ SCANNING OPTION: ELAP (PC) or EPA Report zero if first 4 preps Asbestos = 0						

3 Field No.: 35	Stereoscopic Exam	PLM Optical Properties	Asbestos Results PLM %	Other Fibrous %	Non Fibrous %	SOF-V Results %	Gravimetric (NOB) Results %
Gravimetric (NOB) Required ☐	Color Tan Texture F	Morphology ___ / ___ Extinction ___ / ___	___ Chrysotile	___ Cellulose Inc. Ext./ ribbony	100 Mineral Filler	___ Organic	___ Organic
Recommended ☐	Homogeneity Y	RI ⊥ ___ / ___ RI II ___ / ___	___ Amosite	___ Glass fiber Isotropic	___ Binders	___ Floats	___ Residue
SM-V PREP ☐	Yes No						
Gravimetric PREP ☐	# of Layers Vermiculite ☐ ☑ Asbestos ☐ ☐	DS Color ___ / ___ Color, Pleo ___ / ___	___ Other	___ Other	0 Vermiculite	___ Acid Soluble	___ Carbonate
Gravimetric (NOB) PLM ☐	Color of Layer ___ % Estimated Concentration ___	Biref ___ / ___ Sign ___ / ___			___ Other	___ Residule	___ Vermiculite
Gravimetric (NOB) TEM ☐	Comments: If no vermiculite is reported indicates that no vermiculite is detected.			Q.C. ☐		___ Asbestos	___ Asbestos
Point Count Results on the Back	Method: ☒ ELAP ☐ EPA ☐ OTHER ☐ SCANNING OPTION: ELAP (PC) or EPA Report zero if first 4 preps Asbestos = 0						

4 Field No.: 36	Stereoscopic Exam	PLM Optical Properties	Asbestos Results PLM %	Other Fibrous %	Non Fibrous %	SOF-V Results %	Gravimetric (NOB) Results %
Gravimetric (NOB) Required ☐	Color Tan Texture F	Morphology ___ / ___ Extinction ___ / ___	___ Chrysotile	___ Cellulose Inc. Ext./ ribbony	100 Mineral Filler	___ Organic	___ Organic
Recommended ☐	Homogeneity Y	RI ⊥ ___ / ___ RI II ___ / ___	___ Amosite	___ Glass fiber Isotropic	___ Binders	___ Floats	___ Residue
SM-V PREP ☐	Yes No						
Gravimetric PREP ☐	# of Layers Vermiculite ☐ ☑ Asbestos ☐ ☐	DS Color ___ / ___ Color, Pleo ___ / ___	___ Other	___ Other	0 Vermiculite	___ Acid Soluble	___ Carbonate
Gravimetric (NOB) PLM ☐	Color of Layer ___ % Estimated Concentration ___	Biref ___ / ___ Sign ___ / ___			___ Other	___ Residule	___ Vermiculite
Gravimetric (NOB) TEM ☐	Comments: If no vermiculite is reported indicates that no vermiculite is detected.			Q.C. ☐		___ Asbestos	___ Asbestos
Point Count Results on the Back	Method: ☒ ELAP ☐ EPA ☐ OTHER ☐ SCANNING OPTION: ELAP (PC) or EPA Report zero if first 4 preps Asbestos = 0						

BULK ASBESTOS ANALYSIS SHEET

NVLAP (TESTING): 200640 ELAP: 11764

PRECISION ENVIRONMENTAL INC.
36-15A 23rd Street, LIC, NY 11106
Phone: 718.383.2626, Fax: 718.383.7780

Client Name: Ronnette Riley Architect	Project Name: 360 Adams Street, Brooklyn, NY 11201	
Project No.:	Microscope No.: 1	Temp: 26.1°C
Batch No.: 22-5176	Analyst Name: Jianhua Zhou	Date of Analysis: 2/27/23

1 Field No.: 37

Stereoscopic Exam: Color Tan Texture 4; Homogeneity Y; # of Layers ____; Color of Layer ____; % Estimated Concentration ____; Comments: If no vermiculite is reported indicates that no vermiculite is detected.

PLM Optical Properties: Morphology ____/____ Extinction ____/____; RI ⊥ ____/____ RI ∥ ____/____; DS Color ____/____ Color, Pleo ____/____; Biref ____/____ Sign ____/____

Asbestos Results PLM %	Other Fibrous %	Non Fibrous %	SOF-V Results %	Gravimetric (NOB) Results %
Chrysotile	Cellulose Inc. Ext./ ribbony	Mineral Filler	Organic	Organic
Amosite	Glass fiber Isotropic	Binders	Floats	Residue
Other	Other	Vermiculite	Acid Soluble	Carbonate
		Other	Residule	Vermiculite
	Q.C. ☐		Asbestos	Asbestos

Gravimetric (NOB) Required ☑ Recommended ☐ SM-V PREP ☐ Gravimetric PREP ☐ Gravimetric (NOB) PLM ☐ Gravimetric (NOB) TEM ☐

Point Count Results on the Back | Method: ☒ ELAP ☐ EPA ☐ OTHER ☐ SCANNING OPTION: ELAP (PC) or EPA Report zero if first 4 preps Asbestos = 0

2 Field No.: 38

Stereoscopic Exam: Color Tan Texture 4; Homogeneity Y; # of Layers ____; Color of Layer ____; % Estimated Concentration ____; Comments: If no vermiculite is reported indicates that no vermiculite is detected.

PLM Optical Properties: Morphology ____/____ Extinction ____/____; RI ⊥ ____/____ RI ∥ ____/____; DS Color ____/____ Color, Pleo ____/____; Biref ____/____ Sign ____/____

Asbestos Results PLM %	Other Fibrous %	Non Fibrous %	SOF-V Results %	Gravimetric (NOB) Results %
Chrysotile	Cellulose Inc. Ext./ ribbony	Mineral Filler	Organic	Organic
Amosite	Glass fiber Isotropic	Binders	Floats	Residue
Other	Other	Vermiculite	Acid Soluble	Carbonate
		Other	Residule	Vermiculite
	Q.C. ☐		Asbestos	Asbestos

Gravimetric (NOB) Required ☑ Recommended ☐ SM-V PREP ☐ Gravimetric PREP ☐ Gravimetric (NOB) PLM ☐ Gravimetric (NOB) TEM ☐

Point Count Results on the Back | Method: ☒ ELAP ☐ EPA ☐ OTHER ☐ SCANNING OPTION: ELAP (PC) or EPA Report zero if first 4 preps Asbestos = 0

3 Field No.: 39

Stereoscopic Exam: Color Tan Texture 4; Homogeneity Y; # of Layers ____; Color of Layer ____; % Estimated Concentration ____; Comments: If no vermiculite is reported indicates that no vermiculite is detected.

PLM Optical Properties: Morphology ____/____ Extinction ____/____; RI ⊥ ____/____ RI ∥ ____/____; DS Color ____/____ Color, Pleo ____/____; Biref ____/____ Sign ____/____

Asbestos Results PLM %	Other Fibrous %	Non Fibrous %	SOF-V Results %	Gravimetric (NOB) Results %
Chrysotile	Cellulose Inc. Ext./ ribbony	Mineral Filler	Organic	Organic
Amosite	Glass fiber Isotropic	Binders	Floats	Residue
Other	Other	Vermiculite	Acid Soluble	Carbonate
		Other	Residule	Vermiculite
	Q.C. ☐		Asbestos	Asbestos

Gravimetric (NOB) Required ☑ Recommended ☐ SM-V PREP ☐ Gravimetric PREP ☐ Gravimetric (NOB) PLM ☐ Gravimetric (NOB) TEM ☐

Point Count Results on the Back | Method: ☒ ELAP ☐ EPA ☐ OTHER ☐ SCANNING OPTION: ELAP (PC) or EPA Report zero if first 4 preps Asbestos = 0

4 Field No.: 40

Stereoscopic Exam: Color White Texture F; Homogeneity Y; # of Layers ____; Color of Layer ____; % Estimated Concentration ____; Comments: If no vermiculite is reported indicates that no vermiculite is detected.

PLM Optical Properties: Morphology ____/____ Extinction ____/____; RI ⊥ ____/____ RI ∥ ____/____; DS Color ____/____ Color, Pleo ____/____; Biref ____/____ Sign ____/____

Asbestos Results PLM %	Other Fibrous %	Non Fibrous %	SOF-V Results %	Gravimetric (NOB) Results %
Chrysotile	Cellulose Inc. Ext./ ribbony	100 Mineral Filler	Organic	Organic
Amosite	Glass fiber Isotropic	Binders	Floats	Residue
Other	Other	0 Vermiculite	Acid Soluble	Carbonate
		Other	Residule	Vermiculite
	Q.C. ☐		Asbestos	Asbestos

Gravimetric (NOB) Required ☐ Recommended ☐ SM-V PREP ☐ Gravimetric PREP ☐ Gravimetric (NOB) PLM ☐ Gravimetric (NOB) TEM ☐

Point Count Results on the Back | Method: ☒ ELAP ☐ EPA ☐ OTHER ☑ SCANNING OPTION: ELAP (PC) or EPA Report zero if first 4 preps Asbestos = 0

BULK ASBESTOS ANALYSIS SHEET

NVLAP (TESTING): 200640 ELAP: 11764

PRECISION ENVIRONMENTAL INC.
36-15A 23rd Street, LIC, NY 11106
Phone: 718.383.2626, Fax: 718.383.7780

Client Name: Ronnette Riley Architect	Project Name: 360 Adams Street, Brooklyn, NY 11201	
Project No.:	Microscope No.: 1	Temp: 26.1°C
Batch No.: 22-5176	Analyst Name: Jianhua Zhou	Date of Analysis: 2/27/23

1 Field No.: 41

Stereoscopic Exam: Color White Texture F; Homogeneity Y; # of Layers ____; Color of Layer ____; % Estimated Concentration ____; Comments: If no vermiculite is reported indicates that no vermiculite is detected.

PLM Optical Properties: Morphology ___/___ Extinction ___/___; RI⊥ ___/___ RI II ___/___; DS Color ___/___ Color, Pleo ___/___; Biref ___/___ Sign ___/___

Asbestos Results PLM %: Chrysotile; Amosite; Other

Other Fibrous %: Cellulose Inc. Ext./ ribbony; Glass fiber Isotropic; Other

Non Fibrous %: 100 Mineral Filler; Binders; 0 Vermiculite; Other

SOF-V Results %: Organic; Floats; Acid Soluble; Residule; Asbestos

Gravimetric (NOB) Results %: Organic; Residue; Carbonate; Vermiculite; Asbestos

Gravimetric (NOB) Required ☐ Recommended ☐ SM-V PREP ☐ Gravimetric PREP ☐ Gravimetric (NOB) PLM ☐ Gravimetric (NOB) TEM ☐

Q.C. ☐

Point Count Results on the Back | Method: ☒ ELAP ☐ EPA ☐ OTHER ☑ SCANNING OPTION: ELAP (PC) or EPA | Report zero if first 4 preps Asbestos = 0

2 Field No.: 42

Stereoscopic Exam: Color White Texture F; Homogeneity Y; # of Layers ____; Color of Layer ____; % Estimated Concentration ____; Comments: If no vermiculite is reported indicates that no vermiculite is detected.

PLM Optical Properties: Morphology ___/___ Extinction ___/___; RI⊥ ___/___ RI II ___/___; DS Color ___/___ Color, Pleo ___/___; Biref ___/___ Sign ___/___

Asbestos Results PLM %: Chrysotile; Amosite; Other

Other Fibrous %: Cellulose Inc. Ext./ ribbony; Glass fiber Isotropic; Other

Non Fibrous %: 100 Mineral Filler; Binders; 0 Vermiculite; Other

SOF-V Results %: Organic; Floats; Acid Soluble; Residule; Asbestos

Gravimetric (NOB) Results %: Organic; Residue; Carbonate; Vermiculite; Asbestos

Gravimetric (NOB) Required ☐ Recommended ☐ SM-V PREP ☐ Gravimetric PREP ☐ Gravimetric (NOB) PLM ☐ Gravimetric (NOB) TEM ☐

Q.C. ☐

Point Count Results on the Back | Method: ☒ ELAP ☐ EPA ☐ OTHER ☑ SCANNING OPTION: ELAP (PC) or EPA | Report zero if first 4 preps Asbestos = 0

3 Field No.: 43

Stereoscopic Exam: Color White Texture F; Homogeneity Y; # of Layers ____; Color of Layer ____; % Estimated Concentration ____; Comments: If no vermiculite is reported indicates that no vermiculite is detected.

PLM Optical Properties: Morphology ___/___ Extinction ___/___; RI⊥ ___/___ RI II ___/___; DS Color ___/___ Color, Pleo ___/___; Biref ___/___ Sign ___/___

Asbestos Results PLM %: Chrysotile; Amosite; Other

Other Fibrous %: Cellulose Inc. Ext./ ribbony; Glass fiber Isotropic; Other

Non Fibrous %: 100 Mineral Filler; Binders; 0 Vermiculite; Other

SOF-V Results %: Organic; Floats; Acid Soluble; Residule; Asbestos

Gravimetric (NOB) Results %: Organic; Residue; Carbonate; Vermiculite; Asbestos

Gravimetric (NOB) Required ☐ Recommended ☐ SM-V PREP ☐ Gravimetric PREP ☐ Gravimetric (NOB) PLM ☐ Gravimetric (NOB) TEM ☐

Q.C. ☐

Point Count Results on the Back | Method: ☒ ELAP ☐ EPA ☐ OTHER ☑ SCANNING OPTION: ELAP (PC) or EPA | Report zero if first 4 preps Asbestos = 0

4 Field No.: 44

Stereoscopic Exam: Color White Texture F; Homogeneity Y; # of Layers ____; Color of Layer ____; % Estimated Concentration ____; Comments: If no vermiculite is reported indicates that no vermiculite is detected.

PLM Optical Properties: Morphology ___/___ Extinction ___/___; RI⊥ ___/___ RI II ___/___; DS Color ___/___ Color, Pleo ___/___; Biref ___/___ Sign ___/___

Asbestos Results PLM %: Chrysotile; Amosite; Other

Other Fibrous %: Cellulose Inc. Ext./ ribbony; Glass fiber Isotropic; Other

Non Fibrous %: 100 Mineral Filler; Binders; Vermiculite; Other

SOF-V Results %: Organic; Floats; Acid Soluble; Residule; Asbestos

Gravimetric (NOB) Results %: Organic; Residue; Carbonate; Vermiculite; Asbestos

Gravimetric (NOB) Required ☐ Recommended ☐ SM-V PREP ☐ Gravimetric PREP ☐ Gravimetric (NOB) PLM ☐ Gravimetric (NOB) TEM ☐

Q.C. ☐

Point Count Results on the Back | Method: ☒ ELAP ☐ EPA ☐ OTHER ☐ SCANNING OPTION: ELAP (PC) or EPA | Report zero if first 4 preps Asbestos = 0

BULK ASBESTOS ANALYSIS SHEET

NVLAP (TESTING): 200640 ELAP: 11764

PRECISION ENVIRONMENTAL INC.
36-15A 23rd Street, LIC, NY 11106
Phone: 718.383.2626, Fax: 718.383.7780

Client Name: Ronnette Riley Architect		Project Name: 360 Adams Street, Brooklyn, NY 11201
Project No.:		Microscope No.: 1 / Temp: 26.1°C
Batch No.: 22-5176	Analyst Name: Jianhua Zhou	Date of Analysis: 2/27/23

1 Field No.: 45	Stereoscopic Exam	PLM Optical Properties	Asbestos Results PLM %	Other Fibrous %	Non Fibrous %	SOF-V Results %	Gravimetric (NOB) Results %
Gravimetric (NOB) Required ☐	Color White Texture F	Morphology ___ / ___ Extinction ___ / ___	Chrysotile	Cellulose Inc. Ext./ ribbony	100 Mineral Filler	Organic	Organic
Recommended ☐	Homogeneity Y		Amosite	Glass fiber Isotropic	Binders	Floats	Residue
SM-V PREP ☐	Yes No	RI ⊥ ___ / ___ RI II ___ / ___					
Gravimetric PREP ☐	# of Layers Vermiculite ☐ ☑	Color, Pleo ___ / ___	Other	Other	0 Vermiculite	Acid Soluble	Carbonate
	Asbestos ☐ ☐	DS Color ___ / ___					
Gravimetric (NOB) PLM ☐	Color of Layer ___ % Estimated Concentration ___	Bref ___ / ___ Sign ___ / ___			Other	Residule	Vermiculite
Gravimetric (NOB) TEM ☐	Comments: If no vermiculite is reported indicates that no vermiculite is detected.			Q.C. ☐		Asbestos	Asbestos
Point Count Results on the Back	Method: ☒ ELAP ☐ EPA ☐ OTHER ☐ SCANNING OPTION: ELAP (PC) or EPA		Report zero if first 4 preps Asbestos = 0				

2 Field No.: 46	Stereoscopic Exam	PLM Optical Properties	Asbestos Results PLM %	Other Fibrous %	Non Fibrous %	SOF-V Results %	Gravimetric (NOB) Results %
Gravimetric (NOB) Required ☐	Color White Texture F	Morphology ___ / ___ Extinction ___ / ___	Chrysotile	Cellulose Inc. Ext./ ribbony	100 Mineral Filler	Organic	Organic
Recommended ☐	Homogeneity Y		Amosite	Glass fiber Isotropic	Binders	Floats	Residue
SM-V PREP ☐	Yes No	RI ⊥ ___ / ___ RI II ___ / ___					
Gravimetric PREP ☐	# of Layers Vermiculite ☐ ☑	Color, Pleo ___ / ___	Other	Other	0 Vermiculite	Acid Soluble	Carbonate
	Asbestos ☐ ☐	DS Color ___ / ___					
Gravimetric (NOB) PLM ☐	Color of Layer ___ % Estimated Concentration ___	Bref ___ / ___ Sign ___ / ___			Other	Residule	Vermiculite
Gravimetric (NOB) TEM ☐	Comments: If no vermiculite is reported indicates that no vermiculite is detected.			Q.C. ☐		Asbestos	Asbestos
Point Count Results on the Back	Method: ☒ ELAP ☐ EPA ☐ OTHER ☐ SCANNING OPTION: ELAP (PC) or EPA		Report zero if first 4 preps Asbestos = 0				

3 Field No.: 47	Stereoscopic Exam	PLM Optical Properties	Asbestos Results PLM %	Other Fibrous %	Non Fibrous %	SOF-V Results %	Gravimetric (NOB) Results %
Gravimetric (NOB) Required ☐	Color White Texture F	Morphology ___ / ___ Extinction ___ / ___	Chrysotile	Cellulose Inc. Ext./ ribbony	100 Mineral Filler	Organic	Organic
Recommended ☐	Homogeneity Y		Amosite	Glass fiber Isotropic	Binders	Floats	Residue
SM-V PREP ☐	Yes No	RI ⊥ ___ / ___ RI II ___ / ___					
Gravimetric PREP ☐	# of Layers Vermiculite ☐ ☑	Color, Pleo ___ / ___	Other	Other	0 Vermiculite	Acid Soluble	Carbonate
	Asbestos ☐ ☐	DS Color ___ / ___					
Gravimetric (NOB) PLM ☐	Color of Layer ___ % Estimated Concentration ___	Bref ___ / ___ Sign ___ / ___			Other	Residule	Vermiculite
Gravimetric (NOB) TEM ☐	Comments: If no vermiculite is reported indicates that no vermiculite is detected.			Q.C. ☐		Asbestos	Asbestos
Point Count Results on the Back	Method: ☒ ELAP ☐ EPA ☐ OTHER ☐ SCANNING OPTION: ELAP (PC) or EPA		Report zero if first 4 preps Asbestos = 0				

4 Field No.: 48	Stereoscopic Exam	PLM Optical Properties	Asbestos Results PLM %	Other Fibrous %	Non Fibrous %	SOF-V Results %	Gravimetric (NOB) Results %
Gravimetric (NOB) Required ☐	Color White Texture F	Morphology ___ / ___ Extinction ___ / ___	Chrysotile	Cellulose Inc. Ext./ ribbony	100 Mineral Filler	Organic	Organic
Recommended ☐	Homogeneity Y		Amosite	Glass fiber Isotropic	Binders	Floats	Residue
SM-V PREP ☐	Yes No	RI ⊥ ___ / ___ RI II ___ / ___					
Gravimetric PREP ☐	# of Layers Vermiculite ☐ ☑	Color, Pleo ___ / ___	Other	Other	0 Vermiculite	Acid Soluble	Carbonate
	Asbestos ☐ ☐	DS Color ___ / ___					
Gravimetric (NOB) PLM ☐	Color of Layer ___ % Estimated Concentration ___	Bref ___ / ___ Sign ___ / ___			Other	Residule	Vermiculite
Gravimetric (NOB) TEM ☐	Comments: If no vermiculite is reported indicates that no vermiculite is detected.			Q.C. ☑		Asbestos	Asbestos
Point Count Results on the Back	Method: ☒ ELAP ☐ EPA ☐ OTHER ☑ SCANNING OPTION: ELAP (PC) or EPA		Report zero if first 4 preps Asbestos = 0				

BULK ASBESTOS ANALYSIS SHEET

NVLAP (TESTING): 200640 ELAP: 11764

PRECISION ENVIRONMENTAL INC.
36-15A 23rd Street, LIC, NY 11106
Phone: 718.383.2626, Fax: 718.383.7780

Client Name: Ronnette Riley Architect		Project Name: 360 Adams Street, Brooklyn, NY 11201	
Project No.:		Microscope No.: 1	Temp: 26.1°C
Batch No.: 22-5176	Analyst Name: Jianhua Zhou	Date of Analysis: 2/24/23	

1 Field No.: 49	Stereoscopic Exam	PLM Optical Properties	Asbestos Results PLM %	Other Fibrous %	Non Fibrous %	SOF-V Results %	Gravimetric (NOB) Results %
Gravimetric (NOB) Required ☐	Color Wht Texture F	Morphology ___ / ___ Extinction ___ / ___	Chrysotile	Cellulose Inc. Ext./ ribbony	100 Mineral Filler	Organic	Organic
Recommended ☐	Homogeneity Y	RI ⊥ ___ / ___ RI ∥ ___ / ___	Amosite	Glass fiber Isotropic	Binders	Floats	Residue
SM-V PREP ☐	# of Layers Vermiculite ☐ ☑ Yes No	DS Color ___ / ___ Color, Pleo ___ / ___	Other	Other	0 Vermiculite	Acid Soluble	Carbonate
Gravimetric PREP ☐	Asbestos ☐ ☐	Biref ___ / ___ Sign ___ / ___			Other	Residule	Vermiculite
Gravimetric (NOB) PLM ☐	Color of Layer ___ % Estimated Concentration ___						
Gravimetric (NOB) TEM ☐	Comments: If no vermiculite is reported indicates that no vermiculite is detected.			Q.C. ☐		Asbestos	Asbestos
Point Count Results on the Back	Method: ☒ ELAP ☐ EPA ☐ OTHER ☑ SCANNING OPTION: ELAP (PC) or EPA Report zero if first 4 preps Asbestos = 0						

2 Field No.: 50	Stereoscopic Exam	PLM Optical Properties	Asbestos Results PLM %	Other Fibrous %	Non Fibrous %	SOF-V Results %	Gravimetric (NOB) Results %
Gravimetric (NOB) Required ☐	Color Wht Texture F	Morphology ___ / ___ Extinction ___ / ___	Chrysotile	Cellulose Inc. Ext./ ribbony	100 Mineral Filler	Organic	Organic
Recommended ☐	Homogeneity Y	RI ⊥ ___ / ___ RI ∥ ___ / ___	Amosite	Glass fiber Isotropic	Binders	Floats	Residue
SM-V PREP ☐	# of Layers Vermiculite ☐ ☑ Yes No	DS Color ___ / ___ Color, Pleo ___ / ___	Other	Other	0 Vermiculite	Acid Soluble	Carbonate
Gravimetric PREP ☐	Asbestos ☐ ☐	Biref ___ / ___ Sign ___ / ___			Other	Residule	Vermiculite
Gravimetric (NOB) PLM ☐	Color of Layer ___ % Estimated Concentration ___						
Gravimetric (NOB) TEM ☐	Comments: If no vermiculite is reported indicates that no vermiculite is detected.			Q.C. ☐		Asbestos	Asbestos
Point Count Results on the Back	Method: ☒ ELAP ☐ EPA ☐ OTHER ☑ SCANNING OPTION: ELAP (PC) or EPA Report zero if first 4 preps Asbestos = 0						

3 Field No.: 51	Stereoscopic Exam	PLM Optical Properties	Asbestos Results PLM %	Other Fibrous %	Non Fibrous %	SOF-V Results %	Gravimetric (NOB) Results %
Gravimetric (NOB) Required ☐	Color Wht Texture F	Morphology ___ / ___ Extinction ___ / ___	Chrysotile	Cellulose Inc. Ext./ ribbony	100 Mineral Filler	Organic	Organic
Recommended ☐	Homogeneity Y	RI ⊥ ___ / ___ RI ∥ ___ / ___	Amosite	Glass fiber Isotropic	Binders	Floats	Residue
SM-V PREP ☐	# of Layers Vermiculite ☐ ☑ Yes No	DS Color ___ / ___ Color, Pleo ___ / ___	Other	Other	0 Vermiculite	Acid Soluble	Carbonate
Gravimetric PREP ☐	Asbestos ☐ ☐	Biref ___ / ___ Sign ___ / ___			Other	Residule	Vermiculite
Gravimetric (NOB) PLM ☐	Color of Layer ___ % Estimated Concentration ___						
Gravimetric (NOB) TEM ☐	Comments: If no vermiculite is reported indicates that no vermiculite is detected.			Q.C. ☐		Asbestos	Asbestos
Point Count Results on the Back	Method: ☒ ELAP ☐ EPA ☐ OTHER ☑ SCANNING OPTION: ELAP (PC) or EPA Report zero if first 4 preps Asbestos = 0						

4 Field No.: 52	Stereoscopic Exam	PLM Optical Properties	Asbestos Results PLM %	Other Fibrous %	Non Fibrous %	SOF-V Results %	Gravimetric (NOB) Results %
Gravimetric (NOB) Required ☐	Color Wht Texture F	Morphology ___ / ___ Extinction ___ / ___	Chrysotile	Cellulose Inc. Ext./ ribbony	100 Mineral Filler	Organic	Organic
Recommended ☐	Homogeneity Y	RI ⊥ ___ / ___ RI ∥ ___ / ___	Amosite	Glass fiber Isotropic	Binders	Floats	Residue
SM-V PREP ☐	# of Layers Vermiculite ☐ ☑ Yes No	DS Color ___ / ___ Color, Pleo ___ / ___	Other	Other	0 Vermiculite	Acid Soluble	Carbonate
Gravimetric PREP ☐	Asbestos ☐ ☐	Biref ___ / ___ Sign ___ / ___			Other	Residule	Vermiculite
Gravimetric (NOB) PLM ☐	Color of Layer ___ % Estimated Concentration ___						
Gravimetric (NOB) TEM ☐	Comments: If no vermiculite is reported indicates that no vermiculite is detected.			Q.C. ☐		Asbestos	Asbestos
Point Count Results on the Back	Method: ☒ ELAP ☐ EPA ☐ OTHER ☐ SCANNING OPTION: ELAP (PC) or EPA Report zero if first 4 preps Asbestos = 0						

BULK ASBESTOS ANALYSIS SHEET

NVLAP (TESTING): 200640 ELAP: 11764

PRECISION ENVIRONMENTAL INC.
36-15A 23rd Street, LIC, NY 11106
Phone: 718.383.2626, Fax: 718.383.7780

Client Name: Ronnette Riley Architect	Project Name: 360 Adams Street, Brooklyn, NY 11201	
Project No.:	Microscope No.: 1	Temp: 26.1°C
Batch No.: 22-5176	Analyst Name: Jianhua Zhou	Date of Analysis: 2/27/23

1 Field No.: 53

Stereoscopic Exam: Color Wh Texture F; Homogeneity Y; # of Layers ____; Color of Layer ____; % Estimated Concentration ____; Comments: If no vermiculite is reported indicates that no vermiculite is detected.

PLM Optical Properties: Morphology ____ / ____ Extinction ____ / ____; RI ⊥ ____ / ____ RI II ____ / ____; DS Color ____ / ____ Color, Pleo ____ / ____; Biref ____ / ____ Sign ____ / ____

Asbestos Results PLM %: Chrysotile; Amosite; Other

Other Fibrous %: Cellulose Inc. Ext./ ribbony; Glass fiber Isotropic; Other

Non Fibrous %: 100 Mineral Filler; Binders; 0 Vermiculite; Other

SOF-V Results %: Organic; Floats; Acid Soluble; Residule; Asbestos

Gravimetric (NOB) Results %: Organic; Residue; Carbonate; Vermiculite; Asbestos

Gravimetric (NOB) Required ☐ Recommended ☐ SM-V PREP ☐ Gravimetric PREP ☐ Gravimetric (NOB) PLM ☐ Gravimetric (NOB) TEM ☐

Yes No: Vermiculite ☐ ☐; Asbestos ☐ ☑

Q.C. ☐

Point Count Results on the Back | Method: ☒ ELAP ☐ EPA ☐ OTHER ☑ SCANNING OPTION: ELAP (PC) or EPA | Report zero if first 4 preps Asbestos = 0

2 Field No.: 54

Stereoscopic Exam: Color Wh Texture F; Homogeneity Y; # of Layers ____; Color of Layer ____; % Estimated Concentration ____; Comments: If no vermiculite is reported indicates that no vermiculite is detected.

PLM Optical Properties: Morphology ____ / ____ Extinction ____ / ____; RI ⊥ ____ / ____ RI II ____ / ____; DS Color ____ / ____ Color, Pleo ____ / ____; Biref ____ / ____ Sign ____ / ____

Asbestos Results PLM %: Chrysotile; Amosite; Other

Other Fibrous %: Cellulose Inc. Ext./ ribbony; Glass fiber Isotropic; Other

Non Fibrous %: 100 Mineral Filler; Binders; 0 Vermiculite; Other

SOF-V Results %: Organic; Floats; Acid Soluble; Residule; Asbestos

Gravimetric (NOB) Results %: Organic; Residue; Carbonate; Vermiculite; Asbestos

Gravimetric (NOB) Required ☐ Recommended ☐ SM-V PREP ☐ Gravimetric PREP ☐ Gravimetric (NOB) PLM ☐ Gravimetric (NOB) TEM ☐

Yes No: Vermiculite ☐ ☑; Asbestos ☐ ☐

Q.C. ☐

Point Count Results on the Back | Method: ☒ ELAP ☐ EPA ☐ OTHER ☐ SCANNING OPTION: ELAP (PC) or EPA | Report zero if first 4 preps Asbestos = 0

3 Field No.: 55

Stereoscopic Exam: Color Wh Texture F; Homogeneity Y; # of Layers ____; Color of Layer ____; % Estimated Concentration ____; Comments: If no vermiculite is reported indicates that no vermiculite is detected.

PLM Optical Properties: Morphology ____ / ____ Extinction ____ / ____; RI ⊥ ____ / ____ RI II ____ / ____; DS Color ____ / ____ Color, Pleo ____ / ____; Biref ____ / ____ Sign ____ / ____

Asbestos Results PLM %: Chrysotile; Amosite; Other

Other Fibrous %: Cellulose Inc. Ext./ ribbony; Glass fiber Isotropic; Other

Non Fibrous %: 100 Mineral Filler; Binders; 0 Vermiculite; Other

SOF-V Results %: Organic; Floats; Acid Soluble; Residule; Asbestos

Gravimetric (NOB) Results %: Organic; Residue; Carbonate; Vermiculite; Asbestos

Gravimetric (NOB) Required ☐ Recommended ☐ SM-V PREP ☐ Gravimetric PREP ☐ Gravimetric (NOB) PLM ☐ Gravimetric (NOB) TEM ☐

Yes No: Vermiculite ☐ ☑; Asbestos ☐ ☐

Q.C. ☐

Point Count Results on the Back | Method: ☒ ELAP ☐ EPA ☐ OTHER ☐ SCANNING OPTION: ELAP (PC) or EPA | Report zero if first 4 preps Asbestos = 0

4 Field No.: 56

Stereoscopic Exam: Color Wh Texture F; Homogeneity Y; # of Layers ____; Color of Layer ____; % Estimated Concentration ____; Comments: If no vermiculite is reported indicates that no vermiculite is detected.

PLM Optical Properties: Morphology ____ / ____ Extinction ____ / ____; RI ⊥ ____ / ____ RI II ____ / ____; DS Color ____ / ____ Color, Pleo ____ / ____; Biref ____ / ____ Sign ____ / ____

Asbestos Results PLM %: Chrysotile; Amosite; Other

Other Fibrous %: Cellulose Inc. Ext./ ribbony; Glass fiber Isotropic; Other

Non Fibrous %: 100 Mineral Filler; Binders; 0 Vermiculite; Other

SOF-V Results %: Organic; Floats; Acid Soluble; Residule; Asbestos

Gravimetric (NOB) Results %: Organic; Residue; Carbonate; Vermiculite; Asbestos

Gravimetric (NOB) Required ☐ Recommended ☐ SM-V PREP ☐ Gravimetric PREP ☐ Gravimetric (NOB) PLM ☐ Gravimetric (NOB) TEM ☐

Yes No: Vermiculite ☐ ☑; Asbestos ☐ ☐

Q.C. ☐

Point Count Results on the Back | Method: ☒ ELAP ☐ EPA ☐ OTHER ☐ SCANNING OPTION: ELAP (PC) or EPA | Report zero if first 4 preps Asbestos = 0

BULK ASBESTOS ANALYSIS SHEET

NVLAP (TESTING): 200640 ELAP: 11764

PRECISION ENVIRONMENTAL INC.
36-15A 23rd Street, LIC, NY 11106
Phone: 718.383.2626, Fax: 718.383.7780

Client Name: Ronnette Riley Architect		Project Name: 360 Adams Street, Brooklyn, NY 11201	
Project No.:		Microscope No.: 1	Temp: 26.1°C
Batch No.: 22-5176	Analyst Name: Jianhua Zhou	Date of Analysis: 2/27/23	

1 Field No.: 57

Gravimetric (NOB) Required ☐ Recommended ☐ SM-V PREP ☐ Gravimetric PREP ☐ Gravimetric (NOB) PLM ☐ Gravimetric (NOB) TEM ☐

Stereoscopic Exam: Color Kr. Texture F; Homogeneity Y; # of Layers ____; Yes No; Vermiculite ☐ ☑; Asbestos ☐ ☐; Color of Layer ____ % Estimated Concentration ____

PLM Optical Properties: Morphology ___/___ Extinction ___/___; RI ⊥ ___/___ RI ∥ ___/___; DS Color ___/___ Color, Pleo ___/___; Bref ___/___ Sign ___/___

Asbestos Results PLM %: Chrysotile; Amosite; Other

Other Fibrous %: Cellulose Inc. Ext./ ribbony; Glass fiber Isotropic; Other

Non Fibrous %: 100 Mineral Filler; Binders; 0 Vermiculite; Other

SOF-V Results %: Organic; Floats; Acid Soluble; Residule; Asbestos

Gravimetric (NOB) Results %: Organic; Residue; Carbonate; Vermiculite; Asbestos

Comments: If no vermiculite is reported indicates that no vermiculite is detected.

Q.C. ☐

Point Count Results on the Back | Method: ☒ ELAP ☐ EPA ☐ OTHER ☐ SCANNING OPTION: ELAP (PC) or EPA | Report zero if first 4 preps Asbestos = 0

2 Field No.: 58

Gravimetric (NOB) Required ☐ Recommended ☐ SM-V PREP ☐ Gravimetric PREP ☐ Gravimetric (NOB) PLM ☐ Gravimetric (NOB) TEM ☐

Stereoscopic Exam: Color White Texture F; Homogeneity Y; # of Layers 1; Yes No; Vermiculite ☐ ☑; Asbestos ☐ ☐; Color of Layer ____ % Estimated Concentration ____

PLM Optical Properties: Morphology ___/___ Extinction ___/___; RI ⊥ ___/___ RI ∥ ___/___; DS Color ___/___ Color, Pleo ___/___; Bref ___/___ Sign ___/___

Asbestos Results PLM %: Chrysotile; Amosite; Other

Other Fibrous %: Cellulose Inc. Ext./ ribbony; Glass fiber Isotropic; Other

Non Fibrous %: 100 Mineral Filler; Binders; 0 Vermiculite; Other

SOF-V Results %: Organic; Floats; Acid Soluble; Residule; Asbestos

Gravimetric (NOB) Results %: Organic; Residue; Carbonate; Vermiculite; Asbestos

Comments: If no vermiculite is reported indicates that no vermiculite is detected.

Q.C. ☐

Point Count Results on the Back | Method: ☒ ELAP ☐ EPA ☐ OTHER ☐ SCANNING OPTION: ELAP (PC) or EPA | Report zero if first 4 preps Asbestos = 0

3 Field No.: 59

Gravimetric (NOB) Required ☐ Recommended ☐ SM-V PREP ☐ Gravimetric PREP ☐ Gravimetric (NOB) PLM ☐ Gravimetric (NOB) TEM ☐

Stereoscopic Exam: Color White Texture F; Homogeneity Y; # of Layers 1; Yes No; Vermiculite ☐ ☑; Asbestos ☐ ☑; Color of Layer ____ % Estimated Concentration ____

PLM Optical Properties: Morphology ___/___ Extinction ___/___; RI ⊥ ___/___ RI ∥ ___/___; DS Color ___/___ Color, Pleo ___/___; Bref ___/___ Sign ___/___

Asbestos Results PLM %: Chrysotile; Amosite; Other

Other Fibrous %: Cellulose Inc. Ext./ ribbony; Glass fiber Isotropic; Other

Non Fibrous %: 100 Mineral Filler; Binders; 0 Vermiculite; Other

SOF-V Results %: Organic; Floats; Acid Soluble; Residule; Asbestos

Gravimetric (NOB) Results %: Organic; Residue; Carbonate; Vermiculite; Asbestos

Comments: If no vermiculite is reported indicates that no vermiculite is detected.

Q.C. ☐

Point Count Results on the Back | Method: ☒ ELAP ☐ EPA ☐ OTHER ☑ SCANNING OPTION: ELAP (PC) or EPA | Report zero if first 4 preps Asbestos = 0

4 Field No.: 60

Gravimetric (NOB) Required ☐ Recommended ☐ SM-V PREP ☐ Gravimetric PREP ☐ Gravimetric (NOB) PLM ☐ Gravimetric (NOB) TEM ☐

Stereoscopic Exam: Color White Texture F; Homogeneity Y; # of Layers ____; Yes No; Vermiculite ☐ ☑; Asbestos ☐ ☐; Color of Layer ____ % Estimated Concentration ____

PLM Optical Properties: Morphology ___/___ Extinction ___/___; RI ⊥ ___/___ RI ∥ ___/___; DS Color ___/___ Color, Pleo ___/___; Bref ___/___ Sign ___/___

Asbestos Results PLM %: Chrysotile; Amosite; Other

Other Fibrous %: Cellulose Inc. Ext./ ribbony; Glass fiber Isotropic; Other

Non Fibrous %: 100 Mineral Filler; Binders; 0 Vermiculite; Other

SOF-V Results %: Organic; Floats; Acid Soluble; Residule; Asbestos

Gravimetric (NOB) Results %: Organic; Residue; Carbonate; Vermiculite; Asbestos

Comments: If no vermiculite is reported indicates that no vermiculite is detected.

Q.C. ☐

Point Count Results on the Back | Method: ☒ ELAP ☐ EPA ☐ OTHER ☐ SCANNING OPTION: ELAP (PC) or EPA | Report zero if first 4 preps Asbestos = 0

BULK ASBESTOS ANALYSIS SHEET

NVLAP (TESTING): 200640 ELAP: 11764

PRECISION ENVIRONMENTAL INC.
36-15A 23rd Street, LIC, NY 11106
Phone: 718.383.2626, Fax: 718.383.7780

Client Name: Ronnette Riley Architect		Project Name: 360 Adams Street, Brooklyn, NY 11201	
Project No.:		Microscope No.: 1	Temp: 26.1°C
Batch No.: 22-5176	Analyst Name: Jianhua Zhou	Date of Analysis: 2/27/23	

1 Field No.: 61	Stereoscopic Exam	PLM Optical Properties	Asbestos Results PLM %	Other Fibrous %	Non Fibrous %	SOF-V Results %	Gravimetric (NOB) Results %
Gravimetric (NOB) Required ☐	Color White Texture F	Morphology ___ / ___ Extinction ___ / ___	Chrysotile	Cellulose Inc. Ext./ ribbony	100 Mineral Filler	Organic	Organic
Recommended ☐ SM-V PREP ☐	Homogeneity Y Yes No	RI ⊥ ___ / ___ RI ∥ ___ / ___	Amosite	Glass fiber Isotropic	Binders	Floats	Residue
Gravimetric PREP ☐	# of Layers Vermiculite ☐ ☐ Asbestos ☐ ☐	DS Color ___ / ___ Color, Pleo ___ / ___	Other	Other	0 Vermiculite	Acid Soluble	Carbonate
Gravimetric (NOB) PLM ☐	Color of Layer ___ % Estimated Concentration ___	Biref ___ / ___ Sign ___ / ___			Other	Residule	Vermiculite
Gravimetric (NOB) TEM ☐	Comments: If no vermiculite is reported indicates that no vermiculite is detected.			Q.C. ☐		Asbestos	Asbestos
Point Count Results on the Back	Method: ☒ ELAP ☐ EPA ☐ OTHER ☑ SCANNING OPTION: ELAP (PC) or EPA			Report zero if first 4 preps Asbestos = 0			

2 Field No.: 62	Stereoscopic Exam	PLM Optical Properties	Asbestos Results PLM %	Other Fibrous %	Non Fibrous %	SOF-V Results %	Gravimetric (NOB) Results %
Gravimetric (NOB) Required ☐	Color White Texture F	Morphology ___ / ___ Extinction ___ / ___	Chrysotile	Cellulose Inc. Ext./ ribbony	100 Mineral Filler	Organic	Organic
Recommended ☐ SM-V PREP ☐	Homogeneity Y Yes No	RI ⊥ ___ / ___ RI ∥ ___ / ___	Amosite	Glass fiber Isotropic	Binders	Floats	Residue
Gravimetric PREP ☐	# of Layers Vermiculite ☐ ☐ Asbestos ☐ ☑	DS Color ___ / ___ Color, Pleo ___ / ___	Other	Other	0 Vermiculite	Acid Soluble	Carbonate
Gravimetric (NOB) PLM ☐	Color of Layer ___ % Estimated Concentration ___	Biref ___ / ___ Sign ___ / ___			Other	Residule	Vermiculite
Gravimetric (NOB) TEM ☐	Comments: If no vermiculite is reported indicates that no vermiculite is detected.			Q.C. ☐		Asbestos	Asbestos
Point Count Results on the Back	Method: ☒ ELAP ☐ EPA ☐ OTHER ☑ SCANNING OPTION: ELAP (PC) or EPA			Report zero if first 4 preps Asbestos = 0			

3 Field No.: 63	Stereoscopic Exam	PLM Optical Properties	Asbestos Results PLM %	Other Fibrous %	Non Fibrous %	SOF-V Results %	Gravimetric (NOB) Results %
Gravimetric (NOB) Required ☐	Color White Texture F	Morphology ___ / ___ Extinction ___ / ___	Chrysotile	Cellulose Inc. Ext./ ribbony	100 Mineral Filler	Organic	Organic
Recommended ☐ SM-V PREP ☐	Homogeneity Y Yes No	RI ⊥ ___ / ___ RI ∥ ___ / ___	Amosite	Glass fiber Isotropic	Binders	Floats	Residue
Gravimetric PREP ☐	# of Layers Vermiculite ☐ ☐ Asbestos ☐ ☑	DS Color ___ / ___ Color, Pleo ___ / ___	Other	Other	0 Vermiculite	Acid Soluble	Carbonate
Gravimetric (NOB) PLM ☐	Color of Layer ___ % Estimated Concentration ___	Biref ___ / ___ Sign ___ / ___			Other	Residule	Vermiculite
Gravimetric (NOB) TEM ☐	Comments: If no vermiculite is reported indicates that no vermiculite is detected.			Q.C. ☐		Asbestos	Asbestos
Point Count Results on the Back	Method: ☒ ELAP ☐ EPA ☐ OTHER ☑ SCANNING OPTION: ELAP (PC) or EPA			Report zero if first 4 preps Asbestos = 0			

4 Field No.: 64	Stereoscopic Exam	PLM Optical Properties	Asbestos Results PLM %	Other Fibrous %	Non Fibrous %	SOF-V Results %	Gravimetric (NOB) Results %
Gravimetric (NOB) Required ☐	Color White Texture F	Morphology ___ / ___ Extinction ___ / ___	Chrysotile	Cellulose Inc. Ext./ ribbony	100 Mineral Filler	Organic	Organic
Recommended ☐ SM-V PREP ☐	Homogeneity Y Yes No	RI ⊥ ___ / ___ RI ∥ ___ / ___	Amosite	Glass fiber Isotropic	Binders	Floats	Residue
Gravimetric PREP ☐	# of Layers Vermiculite ☐ ☑ Asbestos ☐ ☐	DS Color ___ / ___ Color, Pleo ___ / ___	Other	Other	0 Vermiculite	Acid Soluble	Carbonate
Gravimetric (NOB) PLM ☐	Color of Layer ___ % Estimated Concentration ___	Biref ___ / ___ Sign ___ / ___			Other	Residule	Vermiculite
Gravimetric (NOB) TEM ☐	Comments: If no vermiculite is reported indicates that no vermiculite is detected.			Q.C. ☐		Asbestos	Asbestos
Point Count Results on the Back	Method: ☒ ELAP ☐ EPA ☐ OTHER ☐ SCANNING OPTION: ELAP (PC) or EPA			Report zero if first 4 preps Asbestos = 0			

BULK ASBESTOS ANALYSIS SHEET

NVLAP (TESTING): 200640 ELAP: 11764

PRECISION ENVIRONMENTAL INC.
36-15A 23rd Street, LIC, NY 11106
Phone: 718.383.2626, Fax: 718.383.7780

Client Name: Ronnette Riley Architect	Project Name: 360 Adams Street, Brooklyn, NY 11201	
Project No.:	Microscope No.: 1	Temp: 26.1°C
Batch No.: 22-5176	Analyst Name: Jianhua Zhou	Date of Analysis: 2/27/23

1 Field No.: 65	Stereoscopic Exam	PLM Optical Properties	Asbestos Results PLM %	Other Fibrous %	Non Fibrous %	SOF-V Results %	Gravimetric (NOB) Results %
Gravimetric (NOB) Required ☐	Color White Texture F	Morphology ___ / ___ Extinction ___ / ___	Chrysotile	Cellulose Inc. Ext./ ribbony	100 Mineral Filler	Organic	Organic
Recommended ☐	Homogeneity Y	Yes No		Glass fiber Isotropic	Binders	Floats	Residue
SM-V PREP ☐	# of Layers Vermiculite ☐ ☑	RI ⊥ ___ / ___ RI II ___ / ___	Amosite				
Gravimetric PREP ☐	Asbestos ☐ ☑	DS Color ___ / ___ Color, Pleo ___ / ___	Other	Other	0 Vermiculite	Acid Soluble	Carbonate
Gravimetric (NOB) PLM ☐	Color of Layer ___ % Estimated Concentration ___	Biref ___ / ___ Sign ___ / ___			Other	Residule	Vermiculite
Gravimetric (NOB) TEM ☐	Comments: If no vermiculite is reported indicates that no vermiculite is detected.			Q.C. ☐		Asbestos	Asbestos
Point Count Results on the Back	Method: ☒ ELAP ☐ EPA ☐ OTHER ☑ SCANNING OPTION: ELAP (PC) or EPA		Report zero if first 4 preps Asbestos = 0				

2 Field No.: 66	Stereoscopic Exam	PLM Optical Properties	Asbestos Results PLM %	Other Fibrous %	Non Fibrous %	SOF-V Results %	Gravimetric (NOB) Results %
Gravimetric (NOB) Required ☐	Color White Texture F	Morphology ___ / ___ Extinction ___ / ___	Chrysotile	Cellulose Inc. Ext./ ribbony	100 Mineral Filler	Organic	Organic
Recommended ☐	Homogeneity Y	Yes No		Glass fiber Isotropic	Binders	Floats	Residue
SM-V PREP ☐	# of Layers Vermiculite ☐ ☑	RI ⊥ ___ / ___ RI II ___ / ___	Amosite				
Gravimetric PREP ☐	Asbestos ☐ ☑	DS Color ___ / ___ Color, Pleo ___ / ___	Other	Other	0 Vermiculite	Acid Soluble	Carbonate
Gravimetric (NOB) PLM ☐	Color of Layer ___ % Estimated Concentration ___	Biref ___ / ___ Sign ___ / ___			Other	Residule	Vermiculite
Gravimetric (NOB) TEM ☐	Comments: If no vermiculite is reported indicates that no vermiculite is detected.			Q.C. ☐		Asbestos	Asbestos
Point Count Results on the Back	Method: ☒ ELAP ☐ EPA ☐ OTHER ☑ SCANNING OPTION: ELAP (PC) or EPA		Report zero if first 4 preps Asbestos = 0				

3 Field No.: 67	Stereoscopic Exam	PLM Optical Properties	Asbestos Results PLM %	Other Fibrous %	Non Fibrous %	SOF-V Results %	Gravimetric (NOB) Results %
Gravimetric (NOB) Required ☐	Color Brn. Texture F	Morphology ___ / ___ Extinction ___ / ___	Chrysotile	20 Cellulose Inc. Ext./ ribbony	100 Mineral Filler	Organic	Organic
Recommended ☐	Homogeneity Y	Yes No		Glass fiber Isotropic	Binders	Floats	Residue
SM-V PREP ☐	# of Layers Vermiculite ☐ ☑	RI ⊥ ___ / ___ RI II ___ / ___	Amosite				
Gravimetric PREP ☐	Asbestos ☐ ☑	DS Color ___ / ___ Color, Pleo ___ / ___	Other	Other	0 Vermiculite	Acid Soluble	Carbonate
Gravimetric (NOB) PLM ☐	Color of Layer ___ % Estimated Concentration ___	Biref ___ / ___ Sign ___ / ___			Other	Residule	Vermiculite
Gravimetric (NOB) TEM ☐	Comments: If no vermiculite is reported indicates that no vermiculite is detected.			Q.C. ☐		Asbestos	Asbestos
Point Count Results on the Back	Method: ☒ ELAP ☐ EPA ☐ OTHER ☑ SCANNING OPTION: ELAP (PC) or EPA		Report zero if first 4 preps Asbestos = 0				

4 Field No.: 68	Stereoscopic Exam	PLM Optical Properties	Asbestos Results PLM %	Other Fibrous %	Non Fibrous %	SOF-V Results %	Gravimetric (NOB) Results %
Gravimetric (NOB) Required ☐	Color Brn. Texture F	Morphology ___ / ___ Extinction ___ / ___	Chrysotile	17 Cellulose Inc. Ext./ ribbony	100 Mineral Filler	Organic	Organic
Recommended ☐	Homogeneity Y	Yes No		Glass fiber Isotropic	Binders	Floats	Residue
SM-V PREP ☐	# of Layers Vermiculite ☐ ☑	RI ⊥ ___ / ___ RI II ___ / ___	Amosite				
Gravimetric PREP ☐	Asbestos ☐ ☐	DS Color ___ / ___ Color, Pleo ___ / ___	Other	Other	0 Vermiculite	Acid Soluble	Carbonate
Gravimetric (NOB) PLM ☐	Color of Layer ___ % Estimated Concentration ___	Biref ___ / ___ Sign ___ / ___			Other	Residule	Vermiculite
Gravimetric (NOB) TEM ☐	Comments: If no vermiculite is reported indicates that no vermiculite is detected.			Q.C. ☑		Asbestos	Asbestos
Point Count Results on the Back	Method: ☒ ELAP ☐ EPA ☐ OTHER ☑ SCANNING OPTION: ELAP (PC) or EPA		Report zero if first 4 preps Asbestos = 0				

BULK ASBESTOS ANALYSIS SHEET

NVLAP (TESTING): 200640 ELAP: 11764

PRECISION ENVIRONMENTAL INC.
36-15A 23rd Street, LIC, NY 11106
Phone: 718.383.2626, Fax: 718.383.7780

Client Name: Ronnette Riley Architect	Project Name: 360 Adams Street, Brooklyn, NY 11201	
Project No.:	Microscope No.: 1	Temp: 26.1°C
Batch No.: 22-5176	Analyst Name: Jianhua Zhou	Date of Analysis: 2/27/23

1 Field No.: 69

Stereoscopic Exam: Color Wh. Texture F; Homogeneity V; # of Layers 1; Color of Layer ____; % Estimated Concentration ____; Comments: If no vermiculite is reported indicates that no vermiculite is detected.

PLM Optical Properties: Morphology ____/____ Extinction ____/____; RI ⊥ ____/____ RI ∥ ____/____; DS Color ____/____ Color, Pleo ____/____; Biref ____/____ Sign ____/____

Asbestos Results PLM %: Chrysotile; Amosite; Other

Other Fibrous %: Cellulose Inc. Ext./ ribbony; Glass fiber Isotropic; Other

Non Fibrous %: 100 Mineral Filler; Binders; 0 Vermiculite; Other

SOF-V Results %: Organic; Floats; Acid Soluble; Residule; Asbestos

Gravimetric (NOB) Results %: Organic; Residue; Carbonate; Vermiculite; Asbestos

Gravimetric (NOB) Required ☐ Recommended ☐ SM-V PREP ☐ Gravimetric PREP ☐ Gravimetric (NOB) PLM ☐ Gravimetric (NOB) TEM ☐

Vermiculite Yes ☐ No ☒ Asbestos Yes ☐ No ☐

Q.C. ☐

Point Count Results on the Back | Method: ☒ ELAP ☐ EPA ☐ OTHER ☐ SCANNING OPTION: ELAP (PC) or EPA | Report zero if first 4 preps Asbestos = 0

2 Field No.: 70

Stereoscopic Exam: Color Wh. Texture F; Homogeneity V; # of Layers 1; Color of Layer ____; % Estimated Concentration ____; Comments: If no vermiculite is reported indicates that no vermiculite is detected.

PLM Optical Properties: Morphology ____/____ Extinction ____/____; RI ⊥ ____/____ RI ∥ ____/____; DS Color ____/____ Color, Pleo ____/____; Biref ____/____ Sign ____/____

Asbestos Results PLM %: Chrysotile; Amosite; Other

Other Fibrous %: Cellulose Inc. Ext./ ribbony; Glass fiber Isotropic; Other

Non Fibrous %: 100 Mineral Filler; Binders; 0 Vermiculite; Other

SOF-V Results %: Organic; Floats; Acid Soluble; Residule; Asbestos

Gravimetric (NOB) Results %: Organic; Residue; Carbonate; Vermiculite; Asbestos

Gravimetric (NOB) Required ☐ Recommended ☐ SM-V PREP ☐ Gravimetric PREP ☐ Gravimetric (NOB) PLM ☐ Gravimetric (NOB) TEM ☐

Vermiculite Yes ☐ No ☒ Asbestos Yes ☐ No ☒

Q.C. ☐

Point Count Results on the Back | Method: ☒ ELAP ☐ EPA ☐ OTHER ☒ SCANNING OPTION: ELAP (PC) or EPA | Report zero if first 4 preps Asbestos = 0

3 Field No.: 71

Stereoscopic Exam: Color Wh. Texture F; Homogeneity V; # of Layers 1; Color of Layer ____; % Estimated Concentration ____; Comments: If no vermiculite is reported indicates that no vermiculite is detected.

PLM Optical Properties: Morphology ____/____ Extinction ____/____; RI ⊥ ____/____ RI ∥ ____/____; DS Color ____/____ Color, Pleo ____/____; Biref ____/____ Sign ____/____

Asbestos Results PLM %: Chrysotile; Amosite; Other

Other Fibrous %: Cellulose Inc. Ext./ ribbony; Glass fiber Isotropic; Other

Non Fibrous %: 100 Mineral Filler; Binders; 0 Vermiculite; Other

SOF-V Results %: Organic; Floats; Acid Soluble; Residule; Asbestos

Gravimetric (NOB) Results %: Organic; Residue; Carbonate; Vermiculite; Asbestos

Gravimetric (NOB) Required ☐ Recommended ☐ SM-V PREP ☐ Gravimetric PREP ☐ Gravimetric (NOB) PLM ☐ Gravimetric (NOB) TEM ☐

Vermiculite Yes ☐ No ☒ Asbestos Yes ☐ No ☐

Q.C. ☐

Point Count Results on the Back | Method: ☒ ELAP ☐ EPA ☐ OTHER ☒ SCANNING OPTION: ELAP (PC) or EPA | Report zero if first 4 preps Asbestos = 0

4 Field No.: 72

Stereoscopic Exam: Color Wh. Texture F; Homogeneity V; # of Layers 1; Color of Layer ____; % Estimated Concentration ____; Comments: If no vermiculite is reported indicates that no vermiculite is detected.

PLM Optical Properties: Morphology ____/____ Extinction ____/____; RI ⊥ ____/____ RI ∥ ____/____; DS Color ____/____ Color, Pleo ____/____; Biref ____/____ Sign ____/____

Asbestos Results PLM %: Chrysotile; Amosite; Other

Other Fibrous %: Cellulose Inc. Ext./ ribbony; Glass fiber Isotropic; Other

Non Fibrous %: 100 Mineral Filler; Binders; 0 Vermiculite; Other

SOF-V Results %: Organic; Floats; Acid Soluble; Residule; Asbestos

Gravimetric (NOB) Results %: Organic; Residue; Carbonate; Vermiculite; Asbestos

Gravimetric (NOB) Required ☐ Recommended ☐ SM-V PREP ☐ Gravimetric PREP ☐ Gravimetric (NOB) PLM ☐ Gravimetric (NOB) TEM ☐

Vermiculite Yes ☐ No ☒ Asbestos Yes ☐ No ☐

Q.C. ☐

Point Count Results on the Back | Method: ☒ ELAP ☐ EPA ☐ OTHER ☐ SCANNING OPTION: ELAP (PC) or EPA | Report zero if first 4 preps Asbestos = 0

BULK ASBESTOS ANALYSIS SHEET

NVLAP (TESTING): 200640 ELAP: 11764

PRECISION ENVIRONMENTAL INC.
36-15A 23rd Street, LIC, NY 11106
Phone: 718.383.2626, Fax: 718.383.7780

Client Name: Ronnette Riley Architect	Project Name: 360 Adams Street, Brooklyn, NY 11201	
Project No.:	Microscope No.: 1	Temp: 26.1°C
Batch No.: 22-5176	Analyst Name: Jianhua Zhou	Date of Analysis: 2/27/23

1 Field No.: 73	Stereoscopic Exam	PLM Optical Properties	Asbestos Results PLM %	Other Fibrous %	Non Fibrous %	SOF-V Results %	Gravimetric (NOB) Results %
Gravimetric (NOB) Required ☐	Color Brn. Texture F	Morphology ___ / ___ Extinction ___ / ___	Chrysotile	Cellulose Inc. Ext./ ribbony	100 Mineral Filler	Organic	Organic
Recommended ☐	Homogeneity U	RI ⊥ ___ / ___ RI II ___ / ___	Amosite	Glass fiber Isotropic	Binders	Floats	Residue
SM-V PREP ☐	Yes No	DS Color ___ / ___ Color, Pleo ___ / ___	Other	Other	0 Vermiculite	Acid Soluble	Carbonate
Gravimetric PREP ☐	# of Layers Vermiculite ☐ ☐ Asbestos ☐ ☑	Biref ___ / ___ Sign ___ / ___			Other	Residule	Vermiculite
Gravimetric (NOB) PLM ☐	Color of Layer ___ % Estimated Concentration ___			Q.C. ☐		Asbestos	Asbestos
Gravimetric (NOB) TEM ☐	Comments: If no vermiculite is reported indicates that no vermiculite is detected.						
Point Count Results on the Back	Method: ☒ ELAP ☐ EPA ☐ OTHER ☐ SCANNING OPTION: ELAP (PC) or EPA			Report zero if first 4 preps Asbestos = 0			

2 Field No.: 74	Stereoscopic Exam	PLM Optical Properties	Asbestos Results PLM %	Other Fibrous %	Non Fibrous %	SOF-V Results %	Gravimetric (NOB) Results %
Gravimetric (NOB) Required ☐	Color Brn. Texture F	Morphology ___ / ___ Extinction ___ / ___	Chrysotile	Cellulose Inc. Ext./ ribbony	100 Mineral Filler	Organic	Organic
Recommended ☐	Homogeneity U	RI ⊥ ___ / ___ RI II ___ / ___	Amosite	Glass fiber Isotropic	Binders	Floats	Residue
SM-V PREP ☐	Yes No	DS Color ___ / ___ Color, Pleo ___ / ___	Other	Other	10 Vermiculite	Acid Soluble	Carbonate
Gravimetric PREP ☐	# of Layers Vermiculite ☐ ☑ Asbestos ☐ ☐	Biref ___ / ___ Sign ___ / ___			Other	Residule	Vermiculite
Gravimetric (NOB) PLM ☐	Color of Layer ___ % Estimated Concentration ___			Q.C. ☐		Asbestos	Asbestos
Gravimetric (NOB) TEM ☐	Comments: If no vermiculite is reported indicates that no vermiculite is detected.						
Point Count Results on the Back	Method: ☒ ELAP ☐ EPA ☐ OTHER ☑ SCANNING OPTION: ELAP (PC) or EPA			Report zero if first 4 preps Asbestos = 0			

3 Field No.: 75	Stereoscopic Exam	PLM Optical Properties	Asbestos Results PLM %	Other Fibrous %	Non Fibrous %	SOF-V Results %	Gravimetric (NOB) Results %
Gravimetric (NOB) Required ☐	Color Brn. Texture F	Morphology ___ / ___ Extinction ___ / ___	Chrysotile	Cellulose Inc. Ext./ ribbony	100 Mineral Filler	Organic	Organic
Recommended ☐	Homogeneity U	RI ⊥ ___ / ___ RI II ___ / ___	Amosite	Glass fiber Isotropic	Binders	Floats	Residue
SM-V PREP ☐	Yes No	DS Color ___ / ___ Color, Pleo ___ / ___	Other	Other	0 Vermiculite	Acid Soluble	Carbonate
Gravimetric PREP ☐	# of Layers Vermiculite ☐ ☑ Asbestos ☐ ☐	Biref ___ / ___ Sign ___ / ___			Other	Residule	Vermiculite
Gravimetric (NOB) PLM ☐	Color of Layer ___ % Estimated Concentration ___			Q.C. ☐		Asbestos	Asbestos
Gravimetric (NOB) TEM ☐	Comments: If no vermiculite is reported indicates that no vermiculite is detected.						
Point Count Results on the Back	Method: ☒ ELAP ☐ EPA ☐ OTHER ☑ SCANNING OPTION: ELAP (PC) or EPA			Report zero if first 4 preps Asbestos = 0			

4 Field No.: 76	Stereoscopic Exam	PLM Optical Properties	Asbestos Results PLM %	Other Fibrous %	Non Fibrous %	SOF-V Results %	Gravimetric (NOB) Results %
Gravimetric (NOB) Required ☐	Color Brn-Gr Texture F	Morphology ___ / ___ Extinction ___ / ___	Chrysotile	98 Cellulose Inc. Ext./ ribbony	2 Mineral Filler	Organic	Organic
Recommended ☐	Homogeneity U	RI ⊥ ___ / ___ RI II ___ / ___	Amosite	Glass fiber Isotropic	Binders	Floats	Residue
SM-V PREP ☐	Yes No	DS Color ___ / ___ Color, Pleo ___ / ___	Other	Other	0 Vermiculite	Acid Soluble	Carbonate
Gravimetric PREP ☐	# of Layers Vermiculite ☐ ☐ Asbestos ☐ ☑	Biref ___ / ___ Sign ___ / ___			Other	Residule	Vermiculite
Gravimetric (NOB) PLM ☐	Color of Layer ___ % Estimated Concentration ___			Q.C. ☐		Asbestos	Asbestos
Gravimetric (NOB) TEM ☐	Comments: If no vermiculite is reported indicates that no vermiculite is detected.						
Point Count Results on the Back	Method: ☒ ELAP ☐ EPA ☐ OTHER ☑ SCANNING OPTION: ELAP (PC) or EPA			Report zero if first 4 preps Asbestos = 0			

BULK ASBESTOS ANALYSIS SHEET

NVLAP (TESTING): 200640 ELAP: 11764

PRECISION ENVIRONMENTAL INC.
36-15A 23rd Street, LIC, NY 11106
Phone: 718.383.2626, Fax: 718.383.7780

Client Name: Ronnette Riley Architect	Project Name: 360 Adams Street, Brooklyn, NY 11201	
Project No.:	Microscope No.: 1	Temp: 26.1°C
Batch No.: 22-5176	Analyst Name: Jianhua Zhou	Date of Analysis: 2/27/23

1 Field No.: 77

Stereoscopic Exam: Color Brn Texture F; Homogeneity V; # of Layers ____; Color of Layer ____; Comments: If no vermiculite is reported indicates that no vermiculite is detected.

PLM Optical Properties: Morphology ____/____ Extinction ____/____; RI ⊥ ____/____ RI II ____/____; DS Color ____/____ Color, Pleo ____/____; Biref ____/____ Sign ____/____

Asbestos Results PLM %: Chrysotile; Amosite; Other

Other Fibrous %: 100 Cellulose Inc. Ext./ribbony; Glass fiber Isotropic; Other

Non Fibrous %: Mineral Filler; Binders; 0 Vermiculite; Other

SOF-V Results %: Organic; Floats; Acid Soluble; Residule; Asbestos

Gravimetric (NOB) Results %: Organic; Residue; Carbonate; Vermiculite; Asbestos

Gravimetric (NOB) Required ☐ Recommended ☐ SM-V PREP ☐ Gravimetric PREP ☐ Gravimetric (NOB) PLM ☐ Gravimetric (NOB) TEM ☐

Vermiculite ☐ ☐ Asbestos ☐ ☑ Yes No

Q.C. ☐

Point Count Results on the Back | Method: ☒ ELAP ☐ EPA ☐ OTHER ☑ SCANNING OPTION: ELAP (PC) or EPA Report zero if first 4 preps Asbestos = 0

2 Field No.: 78

Stereoscopic Exam: Color Brn Texture F; Homogeneity V; # of Layers ____; Color of Layer ____; Comments: If no vermiculite is reported indicates that no vermiculite is detected.

PLM Optical Properties: Morphology ____/____ Extinction ____/____; RI ⊥ ____/____ RI II ____/____; DS Color ____/____ Color, Pleo ____/____; Biref ____/____ Sign ____/____

Asbestos Results PLM %: Chrysotile; Amosite; Other

Other Fibrous %: 99 Cellulose Inc. Ext./ribbony; Glass fiber Isotropic; Other

Non Fibrous %: 1 Mineral Filler; Binders; 0 Vermiculite; Other

SOF-V Results %: Organic; Floats; Acid Soluble; Residule; Asbestos

Gravimetric (NOB) Results %: Organic; Residue; Carbonate; Vermiculite; Asbestos

Gravimetric (NOB) Required ☐ Recommended ☐ SM-V PREP ☐ Gravimetric PREP ☐ Gravimetric (NOB) PLM ☐ Gravimetric (NOB) TEM ☐

Vermiculite ☐ ☐ Asbestos ☐ ☐ Yes No

Q.C. ☐

Point Count Results on the Back | Method: ☒ ELAP ☐ EPA ☐ OTHER ☑ SCANNING OPTION: ELAP (PC) or EPA Report zero if first 4 preps Asbestos = 0

3 Field No.: 79

Stereoscopic Exam: Color Gray Texture F; Homogeneity V; # of Layers ____; Color of Layer ____; Comments: If no vermiculite is reported indicates that no vermiculite is detected.

PLM Optical Properties: Morphology ____/____ Extinction ____/____; RI ⊥ ____/____ RI II ____/____; DS Color ____/____ Color, Pleo ____/____; Biref ____/____ Sign ____/____

Asbestos Results PLM %: Chrysotile; Amosite; Other

Other Fibrous %: Cellulose Inc. Ext./ribbony; Glass fiber Isotropic; Other

Non Fibrous %: Mineral Filler; Binders; Vermiculite; Other

SOF-V Results %: Organic; Floats; Acid Soluble; Residule; Asbestos

Gravimetric (NOB) Results %: Organic; Residue; Carbonate; Vermiculite; Asbestos

Gravimetric (NOB) Required ☑ Recommended ☐ SM-V PREP ☐ Gravimetric PREP ☐ Gravimetric (NOB) PLM ☐ Gravimetric (NOB) TEM ☐

Vermiculite ☐ ☐ Asbestos ☐ ☐ Yes No

Q.C. ☐

Point Count Results on the Back | Method: ☒ ELAP ☐ EPA ☐ OTHER ☐ SCANNING OPTION: ELAP (PC) or EPA Report zero if first 4 preps Asbestos = 0

4 Field No.: 80

Stereoscopic Exam: Color Gray Texture F; Homogeneity V; # of Layers ____; Color of Layer ____; Comments: If no vermiculite is reported indicates that no vermiculite is detected.

PLM Optical Properties: Morphology ____/____ Extinction ____/____; RI ⊥ ____/____ RI II ____/____; DS Color ____/____ Color, Pleo ____/____; Biref ____/____ Sign ____/____

Asbestos Results PLM %: Chrysotile; Amosite; Other

Other Fibrous %: Cellulose Inc. Ext./ribbony; Glass fiber Isotropic; Other

Non Fibrous %: Mineral Filler; Binders; Vermiculite; Other

SDF-V Results %: Organic; Floats; Acid Soluble; Residule; Asbestos

Gravimetric (NOB) Results %: Organic; Residue; Carbonate; Vermiculite; Asbestos

Gravimetric (NOB) Required ☑ Recommended ☐ SM-V PREP ☐ Gravimetric PREP ☐ Gravimetric (NOB) PLM ☐ Gravimetric (NOB) TEM ☐

Vermiculite ☐ ☑ Asbestos ☐ ☐ Yes No

Q.C. ☐

Point Count Results on the Back | Method: ☒ ELAP ☐ EPA ☐ OTHER ☐ SCANNING OPTION: ELAP (PC) or EPA Report zero if first 4 preps Asbestos = 0

BULK ASBESTOS ANALYSIS SHEET

NVLAP (TESTING): 200640 ELAP: 11764

PRECISION ENVIRONMENTAL INC.
36-15A 23rd Street, LIC, NY 11106
Phone: 718.383.2626, Fax: 718.383.7780

Client Name: Ronnette Riley Architect	Project Name: 360 Adams Street, Brooklyn, NY 11201	
Project No.:	Microscope No.: 1	Temp: 26.1°C
Batch No.: 22-5176	Analyst Name: Jianhua Zhou	Date of Analysis: 2/27/23

1 Field No.: 81	Stereoscopic Exam	PLM Optical Properties	Asbestos Results PLM %	Other Fibrous %	Non Fibrous %	SOF-V Results %	Gravimetric (NOB) Results %
Gravimetric (NOB) Required ☐	Color Gray Texture 4	Morphology ___ / ___ Extinction ___ / ___	Chrysotile	Cellulose Inc. Ext./ ribbony	Mineral Filler	Organic	Organic
Recommended ☐	Homogeneity Y			Glass fiber Isotropic	Binders	Floats	Residue
SM-V PREP ☐	Yes No	RI ⊥ ___ / ___ RI II ___ / ___	Amosite				
Gravimetric PREP ☐	# of Layers Vermiculite ☐ ☐ Asbestos ☐ ☐	DS Color ___ / ___ Color, Pleo ___ / ___	Other	Other	Vermiculite	Acid Soluble	Carbonate
Gravimetric (NOB) PLM ☐	Color of Layer___ % Estimated Concentration ___	Biref ___ / ___ Sign ___ / ___			Other	Residule	Vermiculite
Gravimetric (NOB) TEM ☐	Comments: If no vermiculite is reported indicates that no vermiculite is detected.			Q.C. ☐		Asbestos	Asbestos
Point Count Results on the Back	Method: ☒ ELAP ☐ EPA ☐ OTHER ☐ SCANNING OPTION: ELAP (PC) or EPA Report zero if first 4 preps Asbestos = 0						

2 Field No.: 82	Stereoscopic Exam	PLM Optical Properties	Asbestos Results PLM %	Other Fibrous %	Non Fibrous %	SOF-V Results %	Gravimetric (NOB) Results %
Gravimetric (NOB) Required ☑	Color Gray Texture 4	Morphology ___ / ___ Extinction ___ / ___	Chrysotile	Cellulose Inc. Ext./ ribbony	Mineral Filler	Organic	Organic
Recommended ☐	Homogeneity Y			Glass fiber Isotropic	Binders	Floats	Residue
SM-V PREP ☐	Yes No	RI ⊥ ___ / ___ RI II ___ / ___	Amosite				
Gravimetric PREP ☐	# of Layers Vermiculite ☐ ☑ Asbestos ☐ ☐	DS Color ___ / ___ Color, Pleo ___ / ___	Other	Other	Vermiculite	Acid Soluble	Carbonate
Gravimetric (NOB) PLM ☐	Color of Layer___ % Estimated Concentration ___	Biref ___ / ___ Sign ___ / ___			Other	Residule	Vermiculite
Gravimetric (NOB) TEM ☐	Comments: If no vermiculite is reported indicates that no vermiculite is detected.			Q.C. ☐		Asbestos	Asbestos
Point Count Results on the Back	Method: ☒ ELAP ☐ EPA ☐ OTHER ☐ SCANNING OPTION: ELAP (PC) or EPA Report zero if first 4 preps Asbestos = 0						

3 Field No.: 83	Stereoscopic Exam	PLM Optical Properties	Asbestos Results PLM %	Other Fibrous %	Non Fibrous %	SOF-V Results %	Gravimetric (NOB) Results %
Gravimetric (NOB) Required ☑	Color Gray Texture 4	Morphology ___ / ___ Extinction ___ / ___	Chrysotile	Cellulose Inc. Ext./ ribbony	Mineral Filler	Organic	Organic
Recommended ☐	Homogeneity Y			Glass fiber Isotropic	Binders	Floats	Residue
SM-V PREP ☐	Yes No	RI ⊥ ___ / ___ RI II ___ / ___	Amosite				
Gravimetric PREP ☐	# of Layers Vermiculite ☐ ☑ Asbestos ☐ ☐	DS Color ___ / ___ Color, Pleo ___ / ___	Other	Other	Vermiculite	Acid Soluble	Carbonate
Gravimetric (NOB) PLM ☐	Color of Layer___ % Estimated Concentration ___	Biref ___ / ___ Sign ___ / ___			Other	Residule	Vermiculite
Gravimetric (NOB) TEM ☐	Comments: If no vermiculite is reported indicates that no vermiculite is detected.			Q.C. ☐		Asbestos	Asbestos
Point Count Results on the Back	Method: ☒ ELAP ☐ EPA ☐ OTHER ☐ SCANNING OPTION: ELAP (PC) or EPA Report zero if first 4 preps Asbestos = 0						

4 Field No.: 84	Stereoscopic Exam	PLM Optical Properties	Asbestos Results PLM %	Other Fibrous %	Non Fibrous %	SOF-V Results %	Gravimetric (NOB) Results %
Gravimetric (NOB) Required ☑	Color Gray Texture 4	Morphology ___ / ___ Extinction ___ / ___	Chrysotile	Cellulose Inc. Ext./ ribbony	Mineral Filler	Organic	Organic
Recommended ☐	Homogeneity Y			Glass fiber Isotropic	Binders	Floats	Residue
SM-V PREP ☐	Yes No	RI ⊥ ___ / ___ RI II ___ / ___	Amosite				
Gravimetric PREP ☐	# of Layers Vermiculite ☐ ☑ Asbestos ☐ ☐	DS Color ___ / ___ Color, Pleo ___ / ___	Other	Other	Vermiculite	Acid Soluble	Carbonate
Gravimetric (NOB) PLM ☐	Color of Layer___ % Estimated Concentration ___	Biref ___ / ___ Sign ___ / ___			Other	Residule	Vermiculite
Gravimetric (NOB) TEM ☐	Comments: If no vermiculite is reported indicates that no vermiculite is detected.			Q.C. ☐		Asbestos	Asbestos
Point Count Results on the Back	Method: ☒ ELAP ☐ EPA ☐ OTHER ☐ SCANNING OPTION: ELAP (PC) or EPA Report zero if first 4 preps Asbestos = 0						

BULK ASBESTOS ANALYSIS SHEET

NVLAP (TESTING): 200640 ELAP: 11764

PRECISION ENVIRONMENTAL INC.
36-15A 23rd Street, LIC, NY 11106
Phone: 718.383.2626, Fax: 718.383.7780

Client Name: Ronnette Riley Architect	Project Name: 360 Adams Street, Brooklyn, NY 11201	
Project No.:	Microscope No.: 1	Temp: 26.1°C
Batch No.: 22-5176	Analyst Name: Jianhua Zhou	Date of Analysis: 2/28/23

1 Field No.: 85

Stereoscopic Exam: Color Wht. Texture F; Homogeneity Y; # of Layers ____; Color of Layer ____; Comments: If no vermiculite is reported indicates that no vermiculite is detected. Certificate

PLM Optical Properties: Morphology ____/____ Extinction ____/____; RI ⊥ ____/____ RI ∥ ____/____; DS Color ____/____ Color, Pleo ____/____; Biref ____/____ Sign ____/____

Asbestos Results PLM %: Chrysotile; Amosite; Other

Other Fibrous %: 40 Cellulose Inc. Ext./ribbony; 5 Glass fiber Isotropic; Other

Non Fibrous %: 55 Mineral Filler; Binders; 0 Vermiculite; Other

SOF-V Results %: Organic; Floats; Acid Soluble; Residule; Asbestos

Gravimetric (NOB) Results %: Organic; Residue; Carbonate; Vermiculite; Asbestos

Gravimetric (NOB) Required ☑; Recommended ☐; SM-V PREP ☐; Gravimetric PREP ☐; Gravimetric (NOB) PLM ☐; Gravimetric (NOB) TEM ☐; Yes No: Vermiculite ☐ ☑; Asbestos ☐ ☐; Q.C. ☐

Point Count Results on the Back | Method: ☒ ELAP ☐ EPA ☐ OTHER ☐ SCANNING OPTION: ELAP (PC) or EPA Report zero if first 4 preps Asbestos = 0

2 Field No.: 86

Stereoscopic Exam: Color Wht. Texture F; Homogeneity V; # of Layers ____; Color of Layer ____; Comments: If no vermiculite is reported indicates that no vermiculite is detected. C.T.

PLM Optical Properties: Morphology ____/____ Extinction ____/____; RI ⊥ ____/____ RI ∥ ____/____; DS Color ____/____ Color, Pleo ____/____; Biref ____/____ Sign ____/____

Asbestos Results PLM %: Chrysotile; Amosite; Other

Other Fibrous %: 40 Cellulose Inc. Ext./ribbony; 3 Glass fiber Isotropic; Other

Non Fibrous %: 57 Mineral Filler; Binders; 0 Vermiculite; Other

SOF-V Results %: Organic; Floats; Acid Soluble; Residule; Asbestos

Gravimetric (NOB) Results %: Organic; Residue; Carbonate; Vermiculite; Asbestos

Gravimetric (NOB) Required ☑; Recommended ☐; SM-V PREP ☐; Gravimetric PREP ☐; Gravimetric (NOB) PLM ☐; Gravimetric (NOB) TEM ☐; Yes No: Vermiculite ☐ ☑; Asbestos ☐ ☐; Q.C. ☐

Point Count Results on the Back | Method: ☒ ELAP ☐ EPA ☐ OTHER ☐ SCANNING OPTION: ELAP (PC) or EPA Report zero if first 4 preps Asbestos = 0

3 Field No.: 87

Stereoscopic Exam: Color Wht. Texture F; Homogeneity V; # of Layers ____; Color of Layer ____; Comments: If no vermiculite is reported indicates that no vermiculite is detected. C.T.

PLM Optical Properties: Morphology ____/____ Extinction ____/____; RI ⊥ ____/____ RI ∥ ____/____; DS Color ____/____ Color, Pleo ____/____; Biref ____/____ Sign ____/____

Asbestos Results PLM %: Chrysotile; Amosite; Other

Other Fibrous %: 40 Cellulose Inc. Ext./ribbony; 5 Glass fiber Isotropic; Other

Non Fibrous %: 55 Mineral Filler; Binders; 0 Vermiculite; Other

SOF-V Results %: Organic; Floats; Acid Soluble; Residule; Asbestos

Gravimetric (NOB) Results %: Organic; Residue; Carbonate; Vermiculite; Asbestos

Gravimetric (NOB) Required ☑; Recommended ☐; SM-V PREP ☐; Gravimetric PREP ☐; Gravimetric (NOB) PLM ☐; Gravimetric (NOB) TEM ☐; Yes No: Vermiculite ☐ ☑; Asbestos ☐ ☐; Q.C. ☐

Point Count Results on the Back | Method: ☒ ELAP ☐ EPA ☐ OTHER ☐ SCANNING OPTION: ELAP (PC) or EPA Report zero if first 4 preps Asbestos = 0

4 Field No.: 88

Stereoscopic Exam: Color Grey Texture F; Homogeneity V; # of Layers ____; Color of Layer ____; Comments: If no vermiculite is reported indicates that no vermiculite is detected. C.T.

PLM Optical Properties: Morphology ____/____ Extinction ____/____; RI ⊥ ____/____ RI ∥ ____/____; DS Color ____/____ Color, Pleo ____/____; Biref ____/____ Sign ____/____

Asbestos Results PLM %: Chrysotile; Amosite; Other

Other Fibrous %: 20 Cellulose Inc. Ext./ribbony; 30 Glass fiber Isotropic; Other

Non Fibrous %: 50 Mineral Filler; Binders; 0 Vermiculite; Other

SOF-V Results %: Organic; Floats; Acid Soluble; Residule; Asbestos

Gravimetric (NOB) Results %: Organic; Residue; Carbonate; Vermiculite; Asbestos

Gravimetric (NOB) Required ☑; Recommended ☐; SM-V PREP ☐; Gravimetric PREP ☐; Gravimetric (NOB) PLM ☐; Gravimetric (NOB) TEM ☐; Yes No: Vermiculite ☐ ☑; Asbestos ☐ ☐; Q.C. ☐

Point Count Results on the Back | Method: ☒ ELAP ☐ EPA ☐ OTHER ☐ SCANNING OPTION: ELAP (PC) or EPA Report zero if first 4 preps Asbestos = 0

BULK ASBESTOS ANALYSIS SHEET

NVLAP (TESTING): 200640 ELAP: 11764

PRECISION ENVIRONMENTAL INC.
36-15A 23rd Street, LIC, NY 11106
Phone: 718.383.2626, Fax: 718.383.7780

Client Name: Ronnette Riley Architect	Project Name: 360 Adams Street, Brooklyn, NY 11201	
Project No.:	Microscope No.: 1	Temp: 26.1°C
Batch No.: 22-5176	Analyst Name: Jianhua Zhou	Date of Analysis: 2/27 /23

1 Field No.: 89	Stereoscopic Exam	PLM Optical Properties	Asbestos Results PLM %	Other Fibrous %	Non Fibrous %	SOF-V Results %	Gravimetric (NOB) Results %
Gravimetric (NOB) Required ☑	Color Gray Texture F	Morphology ___ / ___ Extinction ___ / ___	Chrysotile	20 Cellulose Inc. Ext./ ribbony	50 Mineral Filler	___ Organic	___ Organic
Recommended ☐	Homogeneity Y			30 Glass fiber Isotropic	___ Binders	___ Floats	___ Residue
SM-V PREP ☐	Yes No	RI ⊥ ___ / ___ RI II ___ / ___	Amosite				
Gravimetric PREP ☐	# of Layers Vermiculite ☐ ☑ Asbestos ☐ ☐	DS Color ___ / ___ Color, Pleo ___ / ___	Other	Other	0 Vermiculite	Acid Soluble	Carbonate
Gravimetric (NOB) PLM ☐	Color of Layer ___ % Estimated Concentration ___	Biref ___ / ___ Sign ___ / ___			Other	Residule	Vermiculite
Gravimetric (NOB) TEM ☐	Comments: If no vermiculite is reported indicates that no vermiculite is detected. C.f.			Q.C. ☐		Asbestos	Asbestos
Point Count Results on the Back	Method: ☒ ELAP ☐ EPA ☐ OTHER ☐ SCANNING OPTION: ELAP (PC) or EPA Report zero if first 4 preps Asbestos = 0						

2 Field No.: 90	Stereoscopic Exam	PLM Optical Properties	Asbestos Results PLM %	Other Fibrous %	Non Fibrous %	SOF-V Results %	Gravimetric (NOB) Results %
Gravimetric (NOB) Required ☑	Color Gray Texture F	Morphology ___ / ___ Extinction ___ / ___	Chrysotile	20 Cellulose Inc. Ext./ ribbony	50 Mineral Filler	___ Organic	___ Organic
Recommended ☐	Homogeneity Y			30 Glass fiber Isotropic	___ Binders	___ Floats	___ Residue
SM-V PREP ☐	Yes No	RI ⊥ ___ / ___ RI II ___ / ___	Amosite				
Gravimetric PREP ☐	# of Layers Vermiculite ☐ ☑ Asbestos ☐ ☐	DS Color ___ / ___ Color, Pleo ___ / ___	Other	Other	0 Vermiculite	Acid Soluble	Carbonate
Gravimetric (NOB) PLM ☐	Color of Layer ___ % Estimated Concentration ___	Biref ___ / ___ Sign ___ / ___			Other	Residule	Vermiculite
Gravimetric (NOB) TEM ☐	Comments: If no vermiculite is reported indicates that no vermiculite is detected. C.f.			Q.C. ☐		Asbestos	Asbestos
Point Count Results on the Back	Method: ☒ ELAP ☐ EPA ☐ OTHER ☐ SCANNING OPTION: ELAP (PC) or EPA Report zero if first 4 preps Asbestos = 0						

3 Field No.: 91	Stereoscopic Exam	PLM Optical Properties	Asbestos Results PLM %	Other Fibrous %	Non Fibrous %	SOF-V Results %	Gravimetric (NOB) Results %
Gravimetric (NOB) Required ☑	Color Tan Texture F	Morphology ___ / ___ Extinction ___ / ___	Chrysotile	40 Cellulose Inc. Ext./ ribbony	50 Mineral Filler	___ Organic	___ Organic
Recommended ☐	Homogeneity Y			___ Glass fiber Isotropic	___ Binders	___ Floats	___ Residue
SM-V PREP ☐	Yes No	RI ⊥ ___ / ___ RI II ___ / ___	Amosite				
Gravimetric PREP ☐	# of Layers Vermiculite ☐ ☑ Asbestos ☐ ☐	DS Color ___ / ___ Color, Pleo ___ / ___	Other	Other	0 Vermiculite	Acid Soluble	Carbonate
Gravimetric (NOB) PLM ☐	Color of Layer ___ % Estimated Concentration ___	Biref ___ / ___ Sign ___ / ___			Other	Residule	Vermiculite
Gravimetric (NOB) TEM ☐	Comments: If no vermiculite is reported indicates that no vermiculite is detected. C.f.			Q.C. ☐		Asbestos	Asbestos
Point Count Results on the Back	Method: ☒ ELAP ☐ EPA ☐ OTHER ☐ SCANNING OPTION: ELAP (PC) or EPA Report zero if first 4 preps Asbestos = 0						

4 Field No.: 92	Stereoscopic Exam	PLM Optical Properties	Asbestos Results PLM %	Other Fibrous %	Non Fibrous %	SOF-V Results %	Gravimetric (NOB) Results %
Gravimetric (NOB) Required ☑	Color Tan Texture F	Morphology ___ / ___ Extinction ___ / ___	Chrysotile	40 Cellulose Inc. Ext./ ribbony	50 Mineral Filler	___ Organic	___ Organic
Recommended ☐	Homogeneity Y			___ Glass fiber Isotropic	___ Binders	___ Floats	___ Residue
SM-V PREP ☐	Yes No	RI ⊥ ___ / ___ RI II ___ / ___	Amosite				
Gravimetric PREP ☐	# of Layers Vermiculite ☐ ☑ Asbestos ☐ ☐	DS Color ___ / ___ Color, Pleo ___ / ___	Other	Other	0 Vermiculite	Acid Soluble	Carbonate
Gravimetric (NOB) PLM ☐	Color of Layer ___ % Estimated Concentration ___	Biref ___ / ___ Sign ___ / ___			Other	Residule	Vermiculite
Gravimetric (NOB) TEM ☐	Comments: If no vermiculite is reported indicates that no vermiculite is detected. C.f.			Q.C. ☐		Asbestos	Asbestos
Point Count Results on the Back	Method: ☒ ELAP ☐ EPA ☐ OTHER ☐ SCANNING OPTION: ELAP (PC) or EPA Report zero if first 4 preps Asbestos = 0						

BULK ASBESTOS ANALYSIS SHEET

NVLAP (TESTING): 200640 ELAP: 11764

PRECISION ENVIRONMENTAL INC.
36-15A 23rd Street, LIC, NY 11106
Phone: 718.383.2626, Fax: 718.383.7780

Client Name: Ronnette Riley Architect	Project Name: 360 Adams Street, Brooklyn, NY 11201	
Project No.:	Microscope No.: 1	Temp: 26.1°C
Batch No.: 22-5176	Analyst Name: Jianhua Zhou	Date of Analysis: 2/27/23

1 Field No.: 93 — Stereoscopic Exam

Gravimetric (NOB) Required ☑ — Color Tan Texture F — Homogeneity Y — # of Layers ____ — Color of Layer ____ — % Estimated Concentration ____

Recommended ☐ — SM-V PREP ☐ — Gravimetric PREP ☐ — Gravimetric (NOB) PLM ☐ — Gravimetric (NOB) TEM ☐

Yes / No — Vermiculite ☐ ☑ — Asbestos ☐ ☑

Comments: If no vermiculite is reported indicates that no vermiculite is detected. C.T.

PLM Optical Properties: Morphology ____ / ____ Extinction ____ / ____ — RI ⊥ ____ / ____ RI ∥ ____ / ____ — DS Color ____ / ____ Color, Pleo ____ / ____ — Biref ____ / ____ Sign ____ / ____

Asbestos Results PLM %: Chrysotile ____ — Amosite ____ — Other ____

Other Fibrous %: 20 Cellulose Inc. Ext./ ribbony ____ — Glass fiber Isotropic ____ — Other ____

Non Fibrous %: 50 Mineral Filler ____ — Binders ____ — 10 Vermiculite ____ — Other ____

Q.C. ☐

SOF-V Results %: Organic ____ — Floats ____ — Acid Soluble ____ — Residule ____ — Asbestos ____

Gravimetric (NOB) Results %: Organic ____ — Residue ____ — Carbonate ____ — Vermiculite ____ — Asbestos ____

Point Count Results on the Back | Method: ☒ ELAP ☐ EPA ☐ OTHER ☐ SCANNING OPTION: ELAP (PC) or EPA | Report zero if first 4 preps Asbestos = 0

2 Field No.: 94 — 10 — Stereoscopic Exam

Gravimetric (NOB) Required ☑ — Color Tan Texture F — Homogeneity Y — # of Layers ____ — Color of Layer ____ — % Estimated Concentration ____

Recommended ☐ — SM-V PREP ☐ — Gravimetric PREP ☐ — Gravimetric (NOB) PLM ☐ — Gravimetric (NOB) TEM ☐

Yes / No — Vermiculite ☐ ☑ — Asbestos ☐ ☑

Comments: If no vermiculite is reported indicates that no vermiculite is detected. C.T. 2a

PLM Optical Properties: Morphology ____ / ____ Extinction ____ / ____ — RI ⊥ ____ / ____ RI ∥ ____ / ____ — DS Color ____ / ____ Color, Pleo ____ / ____ — Biref ____ / ____ Sign ____ / ____

Asbestos Results PLM %: Chrysotile ____ — Amosite ____ — Other ____

Other Fibrous %: 2a — 20 Cellulose Inc. Ext./ ribbony ____ — Glass fiber Isotropic ____ — Other ____

Non Fibrous %: 30 Mineral Filler 100 2a — Binders ____ — 0 Vermiculite ____ — Other ____

Q.C. ☐

SOF-V Results %: Organic ____ — Floats ____ — Acid Soluble ____ — Residule ____ — Asbestos ____

Gravimetric (NOB) Results %: Organic ____ — Residue ____ — Carbonate ____ — Vermiculite ____ — Asbestos ____

Point Count Results on the Back | Method: ☒ ELAP ☐ EPA ☐ OTHER ☐ SCANNING OPTION: ELAP (PC) or EPA | Report zero if first 4 preps Asbestos = 0

3 Field No.: 95 — Stereoscopic Exam

Gravimetric (NOB) Required ☐ — Color Tan Texture F — Homogeneity Y — # of Layers 1 — Color of Layer ____ — % Estimated Concentration ____

Recommended ☐ — SM-V PREP ☐ — Gravimetric PREP ☐ — Gravimetric (NOB) PLM ☐ — Gravimetric (NOB) TEM ☐

Yes / No — Vermiculite ☐ ☑ — Asbestos ☐ ☐

Comments: If no vermiculite is reported indicates that no vermiculite is detected.

PLM Optical Properties: Morphology ____ / ____ Extinction ____ / ____ — RI ⊥ ____ / ____ RI ∥ ____ / ____ — DS Color ____ / ____ Color, Pleo ____ / ____ — Biref ____ / ____ Sign ____ / ____

Asbestos Results PLM %: Chrysotile ____ — Amosite ____ — Other ____

Other Fibrous %: Cellulose Inc. Ext./ ribbony ____ — Glass fiber Isotropic ____ — Other ____

Non Fibrous %: 100 Mineral Filler ____ — Binders ____ — 0 Vermiculite ____ — Other ____

Q.C. ☐

SOF-V Results %: Organic ____ — Floats ____ — Acid Soluble ____ — Residule ____ — Asbestos ____

Gravimetric (NOB) Results %: Organic ____ — Residue ____ — Carbonate ____ — Vermiculite ____ — Asbestos ____

Point Count Results on the Back | Method: ☒ ELAP ☐ EPA ☐ OTHER ☑ SCANNING OPTION: ELAP (PC) or EPA | Report zero if first 4 preps Asbestos = 0

4 Field No.: 96 — Stereoscopic Exam

Gravimetric (NOB) Required ☐ — Color Tan Texture F — Homogeneity F — # of Layers 1 — Color of Layer ____ — % Estimated Concentration ____

Recommended ☐ — SM-V PREP ☐ — Gravimetric PREP ☐ — Gravimetric (NOB) PLM ☐ — Gravimetric (NOB) TEM ☐

Yes / No — Vermiculite ☐ ☑ — Asbestos ☐ ☐

Comments: If no vermiculite is reported indicates that no vermiculite is detected.

PLM Optical Properties: Morphology ____ / ____ Extinction ____ / ____ — RI ⊥ ____ / ____ RI ∥ ____ / ____ — DS Color ____ / ____ Color, Pleo ____ / ____ — Biref ____ / ____ Sign ____ / ____

Asbestos Results PLM %: Chrysotile ____ — Amosite ____ — Other ____

Other Fibrous %: Cellulose Inc. Ext./ ribbony ____ — Glass fiber Isotropic ____ — Other ____

Non Fibrous %: 100 Mineral Filler ____ — Binders ____ — 0 Vermiculite ____ — Other ____

Q.C. ☐

SOF-V Results %: Organic ____ — Floats ____ — Acid Soluble ____ — Residule ____ — Asbestos ____

Gravimetric (NOB) Results %: Organic ____ — Residue ____ — Carbonate ____ — Vermiculite ____ — Asbestos ____

Point Count Results on the Back | Method: ☒ ELAP ☐ EPA ☐ OTHER ☑ SCANNING OPTION: ELAP (PC) or EPA | Report zero if first 4 preps Asbestos = 0

BULK ASBESTOS ANALYSIS SHEET

NVLAP (TESTING): 200640 ELAP: 11764

PRECISION ENVIRONMENTAL INC.
36-15A 23rd Street, LIC, NY 11106
Phone: 718.383.2626, Fax: 718.383.7780

Client Name: Ronnette Riley Architect		Project Name: 360 Adams Street, Brooklyn, NY 11201
Project No.:	Microscope No.: 1	Temp: 26.1°C
Batch No.: 22-5176	Analyst Name: Jianhua Zhou	Date of Analysis: 2/27/23

1 Field No.: 97

Stereoscopic Exam: Color Tan Texture F; Homogeneity Y; # of Layers ____; Color of Layer ____; % Estimated Concentration ____; Comments: If no vermiculite is reported indicates that no vermiculite is detected.

PLM Optical Properties: Morphology ____/____ Extinction ____/____; RI ⊥ ____/____ RI ∥ ____/____; DS Color ____/____ Color, Pleo ____/____; Biref ____/____ Sign ____/____

Asbestos Results PLM %: ____ Chrysotile; ____ Amosite; ____ Other

Other Fibrous %: ____ Cellulose Inc. Ext./ribbony; ____ Glass fiber Isotropic; ____ Other

Non Fibrous %: 100 Mineral Filler; ____ Binders; 0 Vermiculite; ____ Other

SOF-V Results %: ____ Organic; ____ Floats; ____ Acid Soluble; ____ Residule; ____ Asbestos

Gravimetric (NOB) Results %: ____ Organic; ____ Residue; ____ Carbonate; ____ Vermiculite; ____ Asbestos

Gravimetric (NOB) Required ☐ Recommended ☐ SM-V PREP ☐ Gravimetric PREP ☐ Gravimetric (NOB) PLM ☐ Gravimetric (NOB) TEM ☐

Q.C. ☐

Point Count Results on the Back | Method: ☒ ELAP ☐ EPA ☐ OTHER ☑ SCANNING OPTION: ELAP (PC) or EPA Report zero if first 4 preps Asbestos = 0

2 Field No.: 98

Stereoscopic Exam: Color Tan Texture F; Homogeneity Y; # of Layers ____; Color of Layer ____; % Estimated Concentration ____; Comments: If no vermiculite is reported indicates that no vermiculite is detected.

PLM Optical Properties: Morphology ____/____ Extinction ____/____; RI ⊥ ____/____ RI ∥ ____/____; DS Color ____/____ Color, Pleo ____/____; Biref ____/____ Sign ____/____

Asbestos Results PLM %: ____ Chrysotile; ____ Amosite; ____ Other

Other Fibrous %: ____ Cellulose Inc. Ext./ribbony; ____ Glass fiber Isotropic; ____ Other

Non Fibrous %: 100 Mineral Filler; ____ Binders; 0 Vermiculite; ____ Other

SOF-V Results %: ____ Organic; ____ Floats; ____ Acid Soluble; ____ Residule; ____ Asbestos

Gravimetric (NOB) Results %: ____ Organic; ____ Residue; ____ Carbonate; ____ Vermiculite; ____ Asbestos

Gravimetric (NOB) Required ☐ Recommended ☐ SM-V PREP ☐ Gravimetric PREP ☐ Gravimetric (NOB) PLM ☐ Gravimetric (NOB) TEM ☐

Q.C. ☐

Point Count Results on the Back | Method: ☒ ELAP ☐ EPA ☐ OTHER ☐ SCANNING OPTION: ELAP (PC) or EPA Report zero if first 4 preps Asbestos = 0

3 Field No.: 99

Stereoscopic Exam: Color Tan Texture F; Homogeneity Y; # of Layers ____; Color of Layer ____; % Estimated Concentration ____; Comments: If no vermiculite is reported indicates that no vermiculite is detected.

PLM Optical Properties: Morphology ____/____ Extinction ____/____; RI ⊥ ____/____ RI ∥ ____/____; DS Color ____/____ Color, Pleo ____/____; Biref ____/____ Sign ____/____

Asbestos Results PLM %: ____ Chrysotile; ____ Amosite; ____ Other

Other Fibrous %: ____ Cellulose Inc. Ext./ribbony; ____ Glass fiber Isotropic; ____ Other

Non Fibrous %: 100 Mineral Filler; ____ Binders; 0 Vermiculite; ____ Other

SOF-V Results %: ____ Organic; ____ Floats; ____ Acid Soluble; ____ Residule; ____ Asbestos

Gravimetric (NOB) Results %: ____ Organic; ____ Residue; ____ Carbonate; ____ Vermiculite; ____ Asbestos

Gravimetric (NOB) Required ☐ Recommended ☐ SM-V PREP ☐ Gravimetric PREP ☐ Gravimetric (NOB) PLM ☐ Gravimetric (NOB) TEM ☐

Q.C. ☐

Point Count Results on the Back | Method: ☒ ELAP ☐ EPA ☐ OTHER ☑ SCANNING OPTION: ELAP (PC) or EPA Report zero if first 4 preps Asbestos = 0

4 Field No.: 100

Stereoscopic Exam: Color Mixed Texture F; Homogeneity Y; # of Layers ____; Color of Layer ____; % Estimated Concentration ____; Comments: If no vermiculite is reported indicates that no vermiculite is detected.

PLM Optical Properties: Morphology W/ Extinction V; RI ⊥ 1.549 RI ∥ 1.586; DS Color K/M Color, Pleo M; Biref L Sign P

Asbestos Results PLM %: 5.7 Chrysotile; ____ Amosite; ____ Other

Other Fibrous %: 94.3 Cellulose Inc. Ext./ribbony; ____ Glass fiber Isotropic; ____ Other

Non Fibrous %: ____ Mineral Filler; ____ Binders; 0 Vermiculite; ____ Other

SOF-V Results %: ____ Organic; ____ Floats; ____ Acid Soluble; ____ Residule; ____ Asbestos

Gravimetric (NOB) Results %: ____ Organic; ____ Residue; ____ Carbonate; ____ Vermiculite; ____ Asbestos

Gravimetric (NOB) Required ☐ Recommended ☐ SM-V PREP ☐ Gravimetric PREP ☐ Gravimetric (NOB) PLM ☐ Gravimetric (NOB) TEM ☐

Q.C. ☑

Point Count Results on the Back | Method: ☒ ELAP ☐ EPA ☐ OTHER ☐ SCANNING OPTION: ELAP (PC) or EPA Report zero if first 4 preps Asbestos = 0

BULK ASBESTOS ANALYSIS SHEET

NVLAP (TESTING): 200640 ELAP: 11764

PRECISION ENVIRONMENTAL INC.
36-15A 23rd Street, LIC, NY 11106
Phone: 718.383.2626, Fax: 718.383.7780

Client Name: Ronnette Riley Architect	Project Name: 360 Adams Street, Brooklyn, NY 11201	
Project No.:	Microscope No.: 1	Temp: 26.1°C
Batch No.: 22-5176	Analyst Name: Jianhua Zhou	Date of Analysis: 2/27/23

1 Field No.: 101	Stereoscopic Exam	PLM Optical Properties	Asbestos Results PLM %	Other Fibrous %	Non Fibrous %	SOF-V Results %	Gravimetric (NOB) Results %
Gravimetric (NOB) Required ☐	Color ____ Texture ____	Morphology ____ / ____ Extinction ____ / ____	____Chrysotile	____Cellulose Inc. Ext./ ribbony	____Mineral Filler	____Organic	____Organic
Recommended ☐ SM-V PREP ☐	Homogeneity ____ Yes No	RI ⊥ ____ / ____ RI II ____ / ____	____Amosite	____Glass fiber Isotropic	____Binders	____Floats	____Residue
Gravimetric PREP ☐	# of Layers ____ Vermiculite ☐ ☐ Asbestos ☐ ☐	DS Color ____ / ____ Color, Pleo ____ / ____	____Other	____Other	____Vermiculite	____Acid Soluble	____Carbonate
Gravimetric (NOB) PLM ☐	Color of Layer____ % Estimated Concentration ____	Biref ____ / ____ Sign ____ / ____			____Other	____Residule	____Vermiculite
Gravimetric (NOB) TEM ☐	Comments: If no vermiculite is reported indicates that no vermiculite is detected. See 100			Q.C. ☐		____Asbestos	____Asbestos
Point Count Results on the Back	Method: ☒ ELAP ☐ EPA ☐ OTHER ☐ SCANNING OPTION: ELAP (PC) or EPA Report zero if first 4 preps Asbestos = 0						

2 Field No.: 102	Stereoscopic Exam	PLM Optical Properties	Asbestos Results PLM %	Other Fibrous %	Non Fibrous %	SOF-V Results %	Gravimetric (NOB) Results %
Gravimetric (NOB) Required ☐	Color ____ Texture ____	Morphology ____ / ____ Extinction ____ / ____	____Chrysotile	____Cellulose Inc. Ext./ ribbony	____Mineral Filler	____Organic	____Organic
Recommended ☐ SM-V PREP ☐	Homogeneity ____ Yes No	RI ⊥ ____ / ____ RI II ____ / ____	____Amosite	____Glass fiber Isotropic	____Binders	____Floats	____Residue
Gravimetric PREP ☐	# of Layers ____ Vermiculite ☐ ☐ Asbestos ☐ ☐	DS Color ____ / ____ Color, Pleo ____ / ____	____Other	____Other	____Vermiculite	____Acid Soluble	____Carbonate
Gravimetric (NOB) PLM ☐	Color of Layer____ % Estimated Concentration ____	Biref ____ / ____ Sign ____ / ____			____Other	____Residule	____Vermiculite
Gravimetric (NOB) TEM ☐	Comments: If no vermiculite is reported indicates that no vermiculite is detected. See 100			Q.C. ☐		____Asbestos	____Asbestos
Point Count Results on the Back	Method: ☒ ELAP ☐ EPA ☐ OTHER ☐ SCANNING OPTION: ELAP (PC) or EPA Report zero if first 4 preps Asbestos = 0						

3 Field No.: 103	Stereoscopic Exam	PLM Optical Properties	Asbestos Results PLM %	Other Fibrous %	Non Fibrous %	SOF-V Results %	Gravimetric (NOB) Results %
Gravimetric (NOB) Required ☑	Color blk Texture ____	Morphology ____ / ____ Extinction ____ / ____	____Chrysotile	____Cellulose Inc. Ext./ ribbony	____Mineral Filler	____Organic	____Organic
Recommended ☐ SM-V PREP ☐	Homogeneity V Yes No	RI ⊥ ____ / ____ RI II ____ / ____	____Amosite	____Glass fiber Isotropic	____Binders	____Floats	____Residue
Gravimetric PREP ☐	# of Layers 1 Vermiculite ☐ ☑ Asbestos ☐ ☐	DS Color ____ / ____ Color, Pleo ____ / ____	____Other	____Other	____Vermiculite	____Acid Soluble	____Carbonate
Gravimetric (NOB) PLM ☐	Color of Layer____ % Estimated Concentration ____	Biref ____ / ____ Sign ____ / ____			____Other	____Residule	____Vermiculite
Gravimetric (NOB) TEM ☐	Comments: If no vermiculite is reported indicates that no vermiculite is detected.			Q.C. ☐		____Asbestos	____Asbestos
Point Count Results on the Back	Method: ☒ ELAP ☐ EPA ☐ OTHER ☐ SCANNING OPTION: ELAP (PC) or EPA Report zero if first 4 preps Asbestos = 0						

4 Field No.: 104	Stereoscopic Exam	PLM Optical Properties	Asbestos Results PLM %	Other Fibrous %	Non Fibrous %	SOF-V Results %	Gravimetric (NOB) Results %
Gravimetric (NOB) Required ☑ Recommended ☐	Color blk Texture ____	Morphology ____ / ____ Extinction ____ / ____	____Chrysotile	____Cellulose Inc. Ext./ ribbony	____Mineral Filler	____Organic	____Organic
SM-V PREP ☐	Homogeneity V Yes No	RI ⊥ ____ / ____ RI II ____ / ____	____Amosite	____Glass fiber Isotropic	____Binders	____Floats	____Residue
Gravimetric PREP ☐	# of Layers ____ Vermiculite ☐ ☑ Asbestos ☐ ☐	DS Color ____ / ____ Color, Pleo ____ / ____	____Other	____Other	____Vermiculite	____Acid Soluble	____Carbonate
Gravimetric (NOB) PLM ☐	Color of Layer____ % Estimated Concentration ____	Biref ____ / ____ Sign ____ / ____			____Other	____Residule	____Vermiculite
Gravimetric (NOB) TEM ☐	Comments: If no vermiculite is reported indicates that no vermiculite is detected.			Q.C. ☐		____Asbestos	____Asbestos
Point Count Results on the Back	Method: ☒ ELAP ☐ EPA ☐ OTHER ☐ SCANNING OPTION: ELAP (PC) or EPA Report zero if first 4 preps Asbestos = 0						

BULK ASBESTOS ANALYSIS SHEET

NVLAP (TESTING): 200640 ELAP: 11764

PRECISION ENVIRONMENTAL INC.
36-15A 23rd Street, LIC, NY 11106
Phone: 718.383.2626, Fax: 718.383.7780

Client Name: Ronnette Riley Architect	Project Name: 360 Adams Street, Brooklyn, NY 11201	
Project No.:	Microscope No.: 1	Temp: 26.1°C
Batch No.: 22-5176	Analyst Name: Jianhua Zhou	Date of Analysis: 2/27/23

1 Field No.: 105

Stereoscopic Exam: Color Wht Texture FF; Homogeneity Y; # of Layers ____; Color of Layer ____; Comments: If no vermiculite is reported indicates that no vermiculite is detected.

PLM Optical Properties: Morphology ____/____ Extinction ____/____; RI ⊥ ____/____ RI ∥ ____/____; DS Color ____/____ Color, Pleo ____/____; Biref ____/____ Sign ____/____

Gravimetric (NOB) Required ☑; Recommended ☐; SM-V PREP ☐; Gravimetric PREP ☐; Gravimetric (NOB) PLM ☐; Gravimetric (NOB) TEM ☐

Yes No: Vermiculite ☐ ☐; Asbestos ☐ ☑; % Estimated Concentration ____

Point Count Results on the Back | Method: ☒ ELAP ☐ EPA ☐ OTHER ☐ SCANNING OPTION: ELAP (PC) or EPA | Report zero if first 4 preps Asbestos = 0

Asbestos Results PLM %	Other Fibrous %	Non Fibrous %	SOF-V Results %	Gravimetric (NOB) Results %
____ Chrysotile	____ Cellulose Inc. Ext./ ribbony	____ Mineral Filler	____ Organic	____ Organic
____ Amosite	____ Glass fiber Isotropic	____ Binders	____ Floats	____ Residue
____ Other	____ Other	____ Vermiculite	____ Acid Soluble	____ Carbonate
		____ Other	____ Residule	____ Vermiculite
	Q.C. ☐		____ Asbestos	____ Asbestos

2 Field No.: 106

Stereoscopic Exam: Color Tan Texture F; Homogeneity Y; # of Layers 1; Color of Layer ____; Comments: If no vermiculite is reported indicates that no vermiculite is detected.

PLM Optical Properties: Morphology W Extinction P/ ____; RI ⊥ 1.549 RI ∥ 1.526; DS Color Bl/Yw Color, Pleo C/ ____; Biref L Sign + ____/____

Gravimetric (NOB) Required ☐; Recommended ☐; SM-V PREP ☐; Gravimetric PREP ☐; Gravimetric (NOB) PLM ☐; Gravimetric (NOB) TEM ☐

Yes No: Vermiculite ☐ ☑; Asbestos ☐ ☐; % Estimated Concentration ____

Point Count Results on the Back | Method: ☒ ELAP ☐ EPA ☐ OTHER ☐ SCANNING OPTION: ELAP (PC) or EPA | Report zero if first 4 preps Asbestos = 0

Asbestos Results PLM %	Other Fibrous %	Non Fibrous %	SOF-V Results %	Gravimetric (NOB) Results %
5.0 Chrysotile	____ Cellulose Inc. Ext./ ribbony	90 Mineral Filler	____ Organic	____ Organic
____ Amosite	5 Glass fiber Isotropic	____ Binders	____ Floats	____ Residue
____ Other	____ Other	D Vermiculite	____ Acid Soluble	____ Carbonate
		____ Other	____ Residule	____ Vermiculite
	Q.C. ☐		____ Asbestos	____ Asbestos

3 Field No.: 107

Stereoscopic Exam: Color ____ Texture ____; Homogeneity ____; # of Layers ____; Color of Layer ____; Comments: If no vermiculite is reported indicates that no vermiculite is detected. See 106

PLM Optical Properties: Morphology ____/____ Extinction ____/____; RI ⊥ ____/____ RI ∥ ____/____; DS Color ____/____ Color, Pleo ____/____; Biref ____/____ Sign ____/____

Gravimetric (NOB) Required ☐; Recommended ☐; SM-V PREP ☐; Gravimetric PREP ☐; Gravimetric (NOB) PLM ☐; Gravimetric (NOB) TEM ☐

Yes No: Vermiculite ☐ ☐; Asbestos ☐ ☐; % Estimated Concentration ____

Point Count Results on the Back | Method: ☒ ELAP ☐ EPA ☐ OTHER ☐ SCANNING OPTION: ELAP (PC) or EPA | Report zero if first 4 preps Asbestos = 0

Asbestos Results PLM %	Other Fibrous %	Non Fibrous %	SOF-V Results %	Gravimetric (NOB) Results %
____ Chrysotile	____ Cellulose Inc. Ext./ ribbony	____ Mineral Filler	____ Organic	____ Organic
____ Amosite	____ Glass fiber Isotropic	____ Binders	____ Floats	____ Residue
____ Other	____ Other	____ Vermiculite	____ Acid Soluble	____ Carbonate
		____ Other	____ Residule	____ Vermiculite
	Q.C. ☐		____ Asbestos	____ Asbestos

4 Field No.: 108

Stereoscopic Exam: Color ____ Texture ____; Homogeneity ____; # of Layers ____; Color of Layer ____; Comments: If no vermiculite is reported indicates that no vermiculite is detected. See 106

PLM Optical Properties: Morphology ____/____ Extinction ____/____; RI ⊥ ____/____ RI ∥ ____/____; DS Color ____/____ Color, Pleo ____/____; Biref ____/____ Sign ____/____

Gravimetric (NOB) Required ☐; Recommended ☐; SM-V PREP ☐; Gravimetric PREP ☐; Gravimetric (NOB) PLM ☐; Gravimetric (NOB) TEM ☐

Yes No: Vermiculite ☐ ☐; Asbestos ☐ ☐; % Estimated Concentration ____

Point Count Results on the Back | Method: ☒ ELAP ☐ EPA ☐ OTHER ☐ SCANNING OPTION: ELAP (PC) or EPA | Report zero if first 4 preps Asbestos = 0

Asbestos Results PLM %	Other Fibrous %	Non Fibrous %	SOF-V Results %	Gravimetric (NOB) Results %
____ Chrysotile	____ Cellulose Inc. Ext./ ribbony	____ Mineral Filler	____ Organic	____ Organic
____ Amosite	____ Glass fiber Isotropic	____ Binders	____ Floats	____ Residue
____ Other	____ Other	____ Vermiculite	____ Acid Soluble	____ Carbonate
		____ Other	____ Residule	____ Vermiculite
	Q.C. ☐		____ Asbestos	____ Asbestos

BULK ASBESTOS ANALYSIS SHEET

NVLAP (TESTING): 200640 ELAP: 11764

PRECISION ENVIRONMENTAL INC.
36-15A 23rd Street, LIC, NY 11106
Phone: 718.383.2626, Fax: 718.383.7780

Client Name: Ronnette Riley Architect	Project Name: 360 Adams Street, Brooklyn, NY 11201	
Project No.:	Microscope No.: 1	Temp: 26.1°C
Batch No.: 22-5176	Analyst Name: Jianhua Zhou	Date of Analysis: 2/17/23

1 Field No.: 109	Stereoscopic Exam	PLM Optical Properties	Asbestos Results PLM %	Other Fibrous %	Non Fibrous %	SOF-V Results %	Gravimetric (NOB) Results %
Gravimetric (NOB) Required ☑	Color WL Texture 4	Morphology ___/___ Extinction ___/___	Chrysotile	Cellulose Inc. Ext./ ribbony	Mineral Filler	Organic	Organic
Recommended ☐	Homogeneity 4	RI ⊥ ___/___ RI ∥ ___/___	Amosite	Glass fiber Isotropic	Binders	Floats	Residue
SM-V PREP ☐	Yes No						
Gravimetric PREP ☐	# of Layers Vermiculite ☐ ☑ Asbestos ☐ ☐	DS Color ___/___ Color, Pleo ___/___	Other	Other	Vermiculite	Acid Soluble	Carbonate
Gravimetric (NOB) PLM ☐	Color of Layer___ % Estimated Concentration ___	Biref ___/___ Sign ___/___			Other	Residule	Vermiculite
Gravimetric (NOB) TEM ☐	Comments: If no vermiculite is reported indicates that no vermiculite is detected.			Q.C. ☐		Asbestos	Asbestos
Point Count Results on the Back	Method: ☒ ELAP ☐ EPA ☐ OTHER ☐ SCANNING OPTION: ELAP (PC) or EPA Report zero if first 4 preps Asbestos = 0						

2 Field No.: 110	Stereoscopic Exam	PLM Optical Properties	Asbestos Results PLM %	Other Fibrous %	Non Fibrous %	SOF-V Results %	Gravimetric (NOB) Results %
Gravimetric (NOB) Required ☑	Color WL Texture 4	Morphology ___/___ Extinction ___/___	Chrysotile	Cellulose Inc. Ext./ ribbony	Mineral Filler	Organic	Organic
Recommended ☐	Homogeneity Y	RI ⊥ ___/___ RI ∥ ___/___	Amosite	Glass fiber isotropic	Binders	Floats	Residue
SM-V PREP ☐	Yes No						
Gravimetric PREP ☐	# of Layers Vermiculite ☐ ☑ Asbestos ☐ ☐	DS Color ___/___ Color, Pleo ___/___	Other	Other	Vermiculite	Acid Soluble	Carbonate
Gravimetric (NOB) PLM ☐	Color of Layer___ % Estimated Concentration ___	Biref ___/___ Sign ___/___			Other	Residule	Vermiculite
Gravimetric (NOB) TEM ☐	Comments: If no vermiculite is reported indicates that no vermiculite is detected.			Q.C. ☐		Asbestos	Asbestos
Point Count Results on the Back	Method: ☒ ELAP ☐ EPA ☐ OTHER ☐ SCANNING OPTION: ELAP (PC) or EPA Report zero if first 4 preps Asbestos = 0						

3 Field No.: 111	Stereoscopic Exam	PLM Optical Properties	Asbestos Results PLM %	Other Fibrous %	Non Fibrous %	SOF-V Results %	Gravimetric (NOB) Results %
Gravimetric (NOB) Required ☐	Color WL Texture 4	Morphology ___/___ Extinction ___/___	Chrysotile	Cellulose Inc. Ext./ ribbony	Mineral Filler	Organic	Organic
Recommended ☐	Homogeneity Y	RI ⊥ ___/___ RI ∥ ___/___	Amosite	Glass fiber Isotropic	Binders	Floats	Residue
SM-V PREP ☐	Yes No						
Gravimetric PREP ☐	# of Layers Vermiculite ☐ ☑ Asbestos ☐ ☐	DS Color ___/___ Color, Pleo ___/___	Other	Other	Vermiculite	Acid Soluble	Carbonate
Gravimetric (NOB) PLM ☐	Color of Layer___ % Estimated Concentration ___	Biref ___/___ Sign ___/___			Other	Residule	Vermiculite
Gravimetric (NOB) TEM ☐	Comments: If no vermiculite is reported indicates that no vermiculite is detected.			Q.C. ☐		Asbestos	Asbestos
Point Count Results on the Back	Method: ☒ ELAP ☐ EPA ☐ OTHER ☐ SCANNING OPTION: ELAP (PC) or EPA Report zero if first 4 preps Asbestos = 0						

4 Field No.: 112	Stereoscopic Exam	PLM Optical Properties	Asbestos Results PLM %	Other Fibrous %	Non Fibrous %	SOF-V Results %	Gravimetric (NOB) Results %
Gravimetric (NOB) Required ☐	Color WL Texture 4	Morphology ___/___ Extinction ___/___	Chrysotile	1% Cellulose Inc. Ext./ ribbony	Mineral Filler	Organic	Organic
Recommended ☐	Homogeneity Y	RI ⊥ ___/___ RI ∥ ___/___	Amosite	Glass fiber Isotropic	Binders	Floats	Residue
SM-V PREP ☐	Yes No						
Gravimetric PREP ☐	# of Layers Vermiculite ☐ ☑ Asbestos ☐ ☐	DS Color ___/___ Color, Pleo ___/___	Other	100 Other	0 Vermiculite	Acid Soluble	Carbonate
Gravimetric (NOB) PLM ☐	Color of Layer___ % Estimated Concentration ___	Biref ___/___ Sign ___/___		None seen	Other	Residule	Vermiculite
Gravimetric (NOB) TEM ☐	Comments: If no vermiculite is reported indicates that no vermiculite is detected.			Q.C. ☐		Asbestos	Asbestos
Point Count Results on the Back	Method: ☒ ELAP ☐ EPA ☐ OTHER ☐ SCANNING OPTION: ELAP (PC) or EPA Report zero if first 4 preps Asbestos = 0						

BULK ASBESTOS ANALYSIS SHEET

NVLAP (TESTING): 200640 ELAP: 11764

PRECISION ENVIRONMENTAL INC.
36-15A 23rd Street, LIC, NY 11106
Phone: 718.383.2626, Fax: 718.383.7780

Client Name: Ronnette Riley Architect	Project Name: 360 Adams Street, Brooklyn, NY 11201	
Project No.:	Microscope No.: 1	Temp: 26.1°C
Batch No.: 22-5176	Analyst Name: Jianhua Zhou	Date of Analysis: 2/27/23

1 Field No.: 113	Stereoscopic Exam	PLM Optical Properties	Asbestos Results PLM %	Other Fibrous %	Non Fibrous %	SOF-V Results %	Gravimetric (NOB) Results %
Gravimetric (NOB) Required ☐	Color Wht Texture F	Morphology ___ / ___ Extinction ___ / ___	___ Chrysotile	7r Cellulose Inc. Ext./ ribbony	___ Mineral Filler	___ Organic	___ Organic
Recommended ☐	Homogeneity Y	RI ⊥ ___ / ___ RI II ___ / ___	___ Amosite	___ Glass fiber Isotropic	___ Binders	___ Floats	___ Residue
SM-V PREP ☐	Yes No						
Gravimetric PREP ☐	# of Layers 1 Vermiculite ☐ ☑ Asbestos ☐ ☐	DS Color ___ / ___ Color, Pleo ___ / ___	___ Other	100 Other	0 Vermiculite	___ Acid Soluble	___ Carbonate
Gravimetric (NOB) PLM ☐	Color of Layer ___ % Estimated Concentration ___	Biref ___ / ___ Sign ___ /		Loose Leaf	___ Other	___ Residule	___ Vermiculite
Gravimetric (NOB) TEM ☐	Comments: If no vermiculite is reported indicates that no vermiculite is detected.			Q.C. ☐		___ Asbestos	___ Asbestos
Point Count Results on the Back	Method: ☒ ELAP ☐ EPA ☐ OTHER ☑ SCANNING OPTION: ELAP (PC) or EPA Report zero if first 4 preps Asbestos = 0						

2 Field No.: 114	Stereoscopic Exam	PLM Optical Properties	Asbestos Results PLM %	Other Fibrous %	Non Fibrous %	SOF-V Results %	Gravimetric (NOB) Results %
Gravimetric (NOB) Required ☐	Color Wht Texture F	Morphology ___ / ___ Extinction ___ / ___	___ Chrysotile	7r Cellulose Inc. Ext./ ribbony	___ Mineral Filler	___ Organic	___ Organic
Recommended ☐	Homogeneity Y	RI ⊥ ___ / ___ RI II ___ / ___	___ Amosite	___ Glass fiber Isotropic	___ Binders	___ Floats	___ Residue
SM-V PREP ☐	Yes No						
Gravimetric PREP ☐	# of Layers 1 Vermiculite ☐ ☑ Asbestos ☐ ☐	DS Color ___ / ___ Color, Pleo ___ / ___	___ Other	10r Other	0 Vermiculite	___ Acid Soluble	___ Carbonate
Gravimetric (NOB) PLM ☐	Color of Layer ___ % Estimated Concentration ___	Biref ___ / ___ Sign ___ /		Loose Leaf	___ Other	___ Residule	___ Vermiculite
Gravimetric (NOB) TEM ☐	Comments: If no vermiculite is reported indicates that no vermiculite is detected.			Q.C. ☐		___ Asbestos	___ Asbestos
Point Count Results on the Back	Method: ☒ ELAP ☐ EPA ☐ OTHER ☑ SCANNING OPTION: ELAP (PC) or EPA Report zero if first 4 preps Asbestos = 0						

3 Field No.: 115	Stereoscopic Exam	PLM Optical Properties	Asbestos Results PLM %	Other Fibrous %	Non Fibrous %	SOF-V Results %	Gravimetric (NOB) Results %
Gravimetric (NOB) Required ☑	Color Wht Texture F	Morphology ___ / ___ Extinction ___ / ___	___ Chrysotile	___ Cellulose Inc. Ext./ ribbony	___ Mineral Filler	___ Organic	___ Organic
Recommended ☐	Homogeneity Y	RI ⊥ ___ / ___ RI II ___ / ___	___ Amosite	___ Glass fiber Isotropic	___ Binders	___ Floats	___ Residue
SM-V PREP ☐	Yes No						
Gravimetric PREP ☐	# of Layers 1 Vermiculite ☐ ☑ Asbestos ☐ ☐	DS Color ___ / ___ Color, Pleo ___ / ___	___ Other	___ Other	___ Vermiculite	___ Acid Soluble	___ Carbonate
Gravimetric (NOB) PLM ☐	Color of Layer ___ % Estimated Concentration ___	Biref ___ / ___ Sign ___ /			___ Other	___ Residule	___ Vermiculite
Gravimetric (NOB) TEM ☐	Comments: If no vermiculite is reported indicates that no vermiculite is detected.			Q.C. ☐		___ Asbestos	___ Asbestos
Point Count Results on the Back	Method: ☒ ELAP ☐ EPA ☐ OTHER ☐ SCANNING OPTION: ELAP (PC) or EPA Report zero if first 4 preps Asbestos = 0						

4 Field No.: 116	Stereoscopic Exam	PLM Optical Properties	Asbestos Results PLM %	Other Fibrous %	Non Fibrous %	SOF-V Results %	Gravimetric (NOB) Results %
Gravimetric (NOB) Required ☑	Color Wht Texture F	Morphology ___ / ___ Extinction ___ / ___	___ Chrysotile	___ Cellulose Inc. Ext./ ribbony	___ Mineral Filler	___ Organic	___ Organic
Recommended ☐	Homogeneity Y	RI ⊥ ___ / ___ RI II ___ / ___	___ Amosite	___ Glass fiber Isotropic	___ Binders	___ Floats	___ Residue
SM-V PREP ☐	Yes No						
Gravimetric PREP ☐	# of Layers 1 Vermiculite ☐ ☑ Asbestos ☐ ☐	DS Color ___ / ___ Color, Pleo ___ / ___	___ Other	___ Other	___ Vermiculite	___ Acid Soluble	___ Carbonate
Gravimetric (NOB) PLM ☐	Color of Layer ___ % Estimated Concentration ___	Biref ___ / ___ Sign ___ /			___ Other	___ Residule	___ Vermiculite
Gravimetric (NOB) TEM ☐	Comments: If no vermiculite is reported indicates that no vermiculite is detected.			Q.C. ☐		___ Asbestos	___ Asbestos
Point Count Results on the Back	Method: ☒ ELAP ☐ EPA ☐ OTHER ☐ SCANNING OPTION: ELAP (PC) or EPA Report zero if first 4 preps Asbestos = 0						

BULK ASBESTOS ANALYSIS SHEET

NVLAP (TESTING): 200640 ELAP: 11764

PRECISION ENVIRONMENTAL INC.
36-15A 23rd Street, LIC, NY 11106
Phone: 718.383.2626, Fax: 718.383.7780

Client Name: Ronnette Riley Architect		Project Name: 360 Adams Street, Brooklyn, NY 11201
Project No.:		Microscope No.: 1 / Temp: 26.1°C
Batch No.: 22-5176	Analyst Name: Jianhua Zhou	Date of Analysis: 2/28/23

1 Field No.: 117

Stereoscopic Exam	PLM Optical Properties	Asbestos Results PLM %	Other Fibrous %	Non Fibrous %	SOF-V Results %	Gravimetric (NOB) Results %
Gravimetric (NOB) Required ☑ / Recommended ☐ / SM-V PREP ☐ / Gravimetric PREP ☐ / Gravimetric (NOB) PLM ☐ / Gravimetric (NOB) TEM ☐	Color Wht Texture 4 / Homogeneity 4 / # of Layers Vermiculite ☐ ☐ / Asbestos ☐ ☑ / Color of Layer ____ % Estimated Concentration ____ / Comments: If no vermiculite is reported indicates that no vermiculite is detected.	Morphology ____ / ____ Extinction ____ / ____ / RI ⊥ ____ / ____ RI II ____ / ____ / DS Color ____ / ____ Color, Pleo ____ / ____ / Biref ____ / ____ Sign ____ / ____	Chrysotile / Amosite / Other	Cellulose Inc. Ext./ ribbony / Glass fiber Isotropic / Other	Mineral Filler / Binders / Vermiculite / Other	Organic / Floats / Acid Soluble / Residule	Organic / Residue / Carbonate / Vermiculite
Point Count Results on the Back	Method: ☒ ELAP ☐ EPA ☐ OTHER ☐ SCANNING OPTION: ELAP (PC) or EPA Report zero if first 4 preps Asbestos = 0			Q.C. ☐	Asbestos	Asbestos

2 Field No.: 118

Stereoscopic Exam	PLM Optical Properties	Asbestos Results PLM %	Other Fibrous %	Non Fibrous %	SOF-V Results %	Gravimetric (NOB) Results %
Gravimetric (NOB) Required ☑ / Recommended ☐ / SM-V PREP ☐ / Gravimetric PREP ☐ / Gravimetric (NOB) PLM ☐ / Gravimetric (NOB) TEM ☐	Color Yellow Texture 4 / Homogeneity 4 / # of Layers Vermiculite ☐ ☑ / Asbestos ☐ ☐ / Color of Layer ____ % Estimated Concentration ____ / Comments: If no vermiculite is reported indicates that no vermiculite is detected.	Morphology ____ / ____ Extinction ____ / ____ / RI ⊥ ____ / ____ RI II ____ / ____ / DS Color ____ / ____ Color, Pleo ____ / ____ / Biref ____ / ____ Sign ____ / ____	Chrysotile / Amosite / Other	Cellulose Inc. Ext./ ribbony / Glass fiber Isotropic / Other	Mineral Filler / Binders / Vermiculite / Other	Organic / Floats / Acid Soluble / Residule	Organic / Residue / Carbonate / Vermiculite
Point Count Results on the Back	Method: ☒ ELAP ☐ EPA ☐ OTHER ☐ SCANNING OPTION: ELAP (PC) or EPA Report zero if first 4 preps Asbestos = 0			Q.C. ☐	Asbestos	Asbestos

3 Field No.: 119

Stereoscopic Exam	PLM Optical Properties	Asbestos Results PLM %	Other Fibrous %	Non Fibrous %	SOF-V Results %	Gravimetric (NOB) Results %
Gravimetric (NOB) Required ☑ / Recommended ☐ / SM-V PREP ☐ / Gravimetric PREP ☐ / Gravimetric (NOB) PLM ☐ / Gravimetric (NOB) TEM ☐	Color Yellow Texture 4 / Homogeneity 4 / # of Layers Vermiculite ☐ ☑ / Asbestos ☐ ☐ / Color of Layer ____ % Estimated Concentration ____ / Comments: If no vermiculite is reported indicates that no vermiculite is detected.	Morphology ____ / ____ Extinction ____ / ____ / RI ⊥ ____ / ____ RI II ____ / ____ / DS Color ____ / ____ Color, Pleo ____ / ____ / Biref ____ / ____ Sign ____ / ____	Chrysotile / Amosite / Other	Cellulose Inc. Ext./ ribbony / Glass fiber Isotropic / Other	Mineral Filler / Binders / Vermiculite / Other	Organic / Floats / Acid Soluble / Residule	Organic / Residue / Carbonate / Vermiculite
Point Count Results on the Back	Method: ☒ ELAP ☐ EPA ☐ OTHER ☐ SCANNING OPTION: ELAP (PC) or EPA Report zero if first 4 preps Asbestos = 0			Q.C. ☐	Asbestos	Asbestos

4 Field No.: 120

Stereoscopic Exam	PLM Optical Properties	Asbestos Results PLM %	Other Fibrous %	Non Fibrous %	SOF-V Results %	Gravimetric (NOB) Results %
Gravimetric (NOB) Required ☑ / Recommended ☐ / SM-V PREP ☐ / Gravimetric PREP ☐ / Gravimetric (NOB) PLM ☐ / Gravimetric (NOB) TEM ☐	Color Yellow Texture 4 / Homogeneity 4 / # of Layers Vermiculite ☐ ☑ / Asbestos ☐ ☐ / Color of Layer ____ % Estimated Concentration ____ / Comments: If no vermiculite is reported indicates that no vermiculite is detected.	Morphology ____ / ____ Extinction ____ / ____ / RI ⊥ ____ / ____ RI II ____ / ____ / DS Color ____ / ____ Color, Pleo ____ / ____ / Biref ____ / ____ Sign ____ / ____	Chrysotile / Amosite / Other	Cellulose Inc. Ext./ ribbony / Glass fiber Isotropic / Other	Mineral Filler / Binders / Vermiculite / Other	Organic / Floats / Acid Soluble / Residule	Organic / Residue / Carbonate / Vermiculite
Point Count Results on the Back	Method: ☒ ELAP ☐ EPA ☐ OTHER ☐ SCANNING OPTION: ELAP (PC) or EPA Report zero if first 4 preps Asbestos = 0			Q.C. ☐	Asbestos	Asbestos

BULK ASBESTOS ANALYSIS SHEET

NVLAP (TESTING): 200640 ELAP: 11764

PRECISION ENVIRONMENTAL INC.
36-15A 23rd Street, LIC, NY 11106
Phone: 718.383.2626, Fax: 718.383.7780

Client Name: Ronnette Riley Architect		Project Name: 360 Adams Street, Brooklyn, NY 11201
Project No.:		Microscope No.: 1 / Temp: 26.1°C
Batch No.: 22-5176	Analyst Name: Jianhua Zhou	Date of Analysis: 2/28/23

1 Field No.: 121	Stereoscopic Exam	PLM Optical Properties	Asbestos Results PLM %	Other Fibrous %	Non Fibrous %	SOF-V Results %	Gravimetric (NOB) Results %
Gravimetric (NOB) Required ☐	Color White Texture F	Morphology W/ Extinction //	20 Chrysotile	78 Cellulose Inc. Ext./ ribbony	80 Mineral Filler	Organic	Organic
Recommended ☐	Homogeneity Y	RI ⊥ 1.549 RI II 1.556	Amosite	Glass fiber Isotropic	Binders	Floats	Residue
SM-V PREP ☐	Yes No	DS Color W/Y Color, Pleo /	Other	Other	D Vermiculite	Acid Soluble	Carbonate
Gravimetric PREP ☐	# of Layers Vermiculite ☐ ☑ Asbestos ☑ ☐	Biref / Sign + /			Other	Residule	Vermiculite
Gravimetric (NOB) PLM ☐	Color of Layer % Estimated Concentration			Q.C. ☑		Asbestos	Asbestos
Gravimetric (NOB) TEM ☐	Comments: If no vermiculite is reported indicates that no vermiculite is detected.						
Point Count Results on the Back	Method: ☒ ELAP ☐ EPA ☐ OTHER ☐ SCANNING OPTION: ELAP (PC) or EPA Report zero if first 4 preps Asbestos = 0						

2 Field No.: 122	Stereoscopic Exam	PLM Optical Properties	Asbestos Results PLM %	Other Fibrous %	Non Fibrous %	SOF-V Results %	Gravimetric (NOB) Results %
Gravimetric (NOB) Required ☐	Color Texture	Morphology / Extinction /	Chrysotile	Cellulose Inc. Ext./ ribbony	Mineral Filler	Organic	Organic
Recommended ☐	Homogeneity	RI ⊥ / RI II /	Amosite	Glass fiber Isotropic	Binders	Floats	Residue
SM-V PREP ☐	Yes No	DS Color / Color, Pleo /	Other	Other	Vermiculite	Acid Soluble	Carbonate
Gravimetric PREP ☐	# of Layers Vermiculite ☐ ☐ Asbestos ☐ ☐	Biref / Sign /			Other	Residule	Vermiculite
Gravimetric (NOB) PLM ☐	Color of Layer % Estimated Concentration			Q.C. ☐		Asbestos	Asbestos
Gravimetric (NOB) TEM ☐	Comments: If no vermiculite is reported indicates that no vermiculite is detected. See 121						
Point Count Results on the Back	Method: ☒ ELAP ☐ EPA ☐ OTHER ☐ SCANNING OPTION: ELAP (PC) or EPA Report zero if first 4 preps Asbestos = 0						

3 Field No.: 123	Stereoscopic Exam	PLM Optical Properties	Asbestos Results PLM %	Other Fibrous %	Non Fibrous %	SOF-V Results %	Gravimetric (NOB) Results %
Gravimetric (NOB) Required ☐	Color Texture	Morphology / Extinction /	Chrysotile	Cellulose Inc. Ext./ ribbony	Mineral Filler	Organic	Organic
Recommended ☐	Homogeneity	RI ⊥ / RI II /	Amosite	Glass fiber Isotropic	Binders	Floats	Residue
SM-V PREP ☐	Yes No	DS Color / Color, Pleo /	Other	Other	Vermiculite	Acid Soluble	Carbonate
Gravimetric PREP ☐	# of Layers Vermiculite ☐ ☐ Asbestos ☐ ☐	Biref / Sign /			Other	Residule	Vermiculite
Gravimetric (NOB) PLM ☐	Color of Layer % Estimated Concentration			Q.C. ☐		Asbestos	Asbestos
Gravimetric (NOB) TEM ☐	Comments: If no vermiculite is reported indicates that no vermiculite is detected. See 121						
Point Count Results on the Back	Method: ☒ ELAP ☐ EPA ☐ OTHER ☐ SCANNING OPTION: ELAP (PC) or EPA Report zero if first 4 preps Asbestos = 0						

4 Field No.: 124	Stereoscopic Exam	PLM Optical Properties	Asbestos Results PLM %	Other Fibrous %	Non Fibrous %	SOF-V Results %	Gravimetric (NOB) Results %
Gravimetric (NOB) Required ☐	Color Tan Texture F	Morphology / Extinction /	Chrysotile	Cellulose Inc. Ext./ ribbony	100 Mineral Filler	Organic	Organic
Recommended ☐	Homogeneity Y	RI ⊥ / RI II /	Amosite	Glass fiber Isotropic	Binders	Floats	Residue
SM-V PREP ☐	Yes No	DS Color / Color, Pleo /	Other	Other	D Vermiculite	Acid Soluble	Carbonate
Gravimetric PREP ☐	# of Layers Vermiculite ☐ ☑ Asbestos ☐ ☐	Biref / Sign /			Other	Residule	Vermiculite
Gravimetric (NOB) PLM ☐	Color of Layer % Estimated Concentration			Q.C. ☐		Asbestos	Asbestos
Gravimetric (NOB) TEM ☐	Comments: If no vermiculite is reported indicates that no vermiculite is detected.						
Point Count Results on the Back	Method: ☒ ELAP ☐ EPA ☐ OTHER ☑ SCANNING OPTION: ELAP (PC) or EPA Report zero if first 4 preps Asbestos = 0						

BULK ASBESTOS ANALYSIS SHEET

NVLAP (TESTING): 200640 ELAP: 11764

PRECISION ENVIRONMENTAL INC.
36-15A 23rd Street, LIC, NY 11106
Phone: 718.383.2626, Fax: 718.383.7780

Client Name: Ronnette Riley Architect	Project Name: 360 Adams Street, Brooklyn, NY 11201	
Project No.:	Microscope No.: 1	Temp: 26.1°C
Batch No.: 22-5176	Analyst Name: Jianhua Zhou	Date of Analysis: 2/28/23

1 Field No.: 125	Stereoscopic Exam	PLM Optical Properties	Asbestos Results PLM %	Other Fibrous %	Non Fibrous %	SOF-V Results %	Gravimetric (NOB) Results %
Gravimetric (NOB) Required ☐	Color Tan Texture F	Morphology ___/___ Extinction ___/___	___Chrysotile	___Cellulose Inc. Ext./ ribbony	100 Mineral Filler	___Organic	___Organic
Recommended ☐	Homogeneity Y	RI ⊥ ___/___ RI II ___/___	___Amosite	___Glass fiber Isotropic	___Binders	___Floats	___Residue
SM-V PREP ☐	Yes No						
Gravimetric PREP ☐	# of Layers Vermiculite ☐ ☑ Asbestos ☐ ☐	DS Color ___/___ Color, Pleo ___/___	___Other	___Other	0 Vermiculite	___Acid Soluble	___Carbonate
Gravimetric (NOB) PLM ☐	Color of Layer___ % Estimated Concentration ___	Biref ___/___ Sign ___/___			___Other	___Residule	___Vermiculite
Gravimetric (NOB) TEM ☐	Comments: If no vermiculite is reported indicates that no vermiculite is detected.			Q.C. ☐		___Asbestos	___Asbestos
Point Count Results on the Back	Method: ☒ ELAP ☐ EPA ☐ OTHER ☐ SCANNING OPTION: ELAP (PC) or EPA Report zero if first 4 preps Asbestos = 0						

2 Field No.: 126	Stereoscopic Exam	PLM Optical Properties	Asbestos Results PLM %	Other Fibrous %	Non Fibrous %	SOF-V Results %	Gravimetric (NOB) Results %
Gravimetric (NOB) Required ☐	Color Tan Texture F	Morphology ___/___ Extinction ___/___	___Chrysotile	___Cellulose Inc. Ext./ ribbony	100 Mineral Filler	___Organic	___Organic
Recommended ☐	Homogeneity Y	RI ⊥ ___/___ RI II ___/___	___Amosite	___Glass fiber Isotropic	___Binders	___Floats	___Residue
SM-V PREP ☐	Yes No						
Gravimetric PREP ☐	# of Layers Vermiculite ☐ ☐ Asbestos ☐ ☐	DS Color ___/___ Color, Pleo ___/___	___Other	___Other	0 Vermiculite	___Acid Soluble	___Carbonate
Gravimetric (NOB) PLM ☐	Color of Layer___ % Estimated Concentration ___	Biref ___/___ Sign ___/___			___Other	___Residule	___Vermiculite
Gravimetric (NOB) TEM ☐	Comments: If no vermiculite is reported indicates that no vermiculite is detected.			Q.C. ☐		___Asbestos	___Asbestos
Point Count Results on the Back	Method: ☒ ELAP ☐ EPA ☐ OTHER ☐ SCANNING OPTION: ELAP (PC) or EPA Report zero if first 4 preps Asbestos = 0						

3 Field No.: 127	Stereoscopic Exam	PLM Optical Properties	Asbestos Results PLM %	Other Fibrous %	Non Fibrous %	SOF-V Results %	Gravimetric (NOB) Results %
Gravimetric (NOB) Required ☑	Color Yellow Texture F	Morphology ___/___ Extinction ___/___	___Chrysotile	___Cellulose Inc. Ext./ ribbony	___Mineral Filler	___Organic	___Organic
Recommended ☐	Homogeneity Y	RI ⊥ ___/___ RI II ___/___	___Amosite	___Glass fiber Isotropic	___Binders	___Floats	___Residue
SM-V PREP ☐	Yes No						
Gravimetric PREP ☐	# of Layers Vermiculite ☐ ☐ Asbestos ☐ ☑	DS Color ___/___ Color, Pleo ___/___	___Other	___Other	___Vermiculite	___Acid Soluble	___Carbonate
Gravimetric (NOB) PLM ☐	Color of Layer___ % Estimated Concentration ___	Biref ___/___ Sign ___/___			___Other	___Residule	___Vermiculite
Gravimetric (NOB) TEM ☐	Comments: If no vermiculite is reported indicates that no vermiculite is detected.			Q.C. ☐		___Asbestos	___Asbestos
Point Count Results on the Back	Method: ☒ ELAP ☐ EPA ☐ OTHER ☐ SCANNING OPTION: ELAP (PC) or EPA Report zero if first 4 preps Asbestos = 0						

4 Field No.: 128	Stereoscopic Exam	PLM Optical Properties	Asbestos Results PLM %	Other Fibrous %	Non Fibrous %	SOF-V Results %	Gravimetric (NOB) Results %
Gravimetric (NOB) Required ☑	Color Yellow Texture F	Morphology ___/___ Extinction ___/___	___Chrysotile	___Cellulose Inc. Ext./ ribbony	___Mineral Filler	___Organic	___Organic
Recommended ☐	Homogeneity Y	RI ⊥ ___/___ RI II ___/___	___Amosite	___Glass fiber Isotropic	___Binders	___Floats	___Residue
SM-V PREP ☐	Yes No						
Gravimetric PREP ☐	# of Layers Vermiculite ☐ ☑ Asbestos ☐ ☑	DS Color ___/___ Color, Pleo ___/___	___Other	___Other	___Vermiculite	___Acid Soluble	___Carbonate
Gravimetric (NOB) PLM ☐	Color of Layer___ % Estimated Concentration ___	Biref ___/___ Sign ___/___			___Other	___Residule	___Vermiculite
Gravimetric (NOB) TEM ☐	Comments: If no vermiculite is reported indicates that no vermiculite is detected.			Q.C. ☐		___Asbestos	___Asbestos
Point Count Results on the Back	Method: ☒ ELAP ☐ EPA ☐ OTHER ☐ SCANNING OPTION: ELAP (PC) or EPA Report zero if first 4 preps Asbestos = 0						

BULK ASBESTOS ANALYSIS SHEET

NVLAP (TESTING): 200640 ELAP: 11764

PRECISION ENVIRONMENTAL INC.
36-15A 23rd Street, LIC, NY 11106
Phone: 718.383.2626, Fax: 718.383.7780

Client Name: Ronnette Riley Architect	Project Name: 360 Adams Street, Brooklyn, NY 11201	
Project No.:	Microscope No.: 1	Temp: 26.1°C
Batch No.: 22-5176	Analyst Name: Jianhua Zhou	Date of Analysis: 2/28/23

1 Field No.: 129	Stereoscopic Exam	PLM Optical Properties	Asbestos Results PLM %	Other Fibrous %	Non Fibrous %	SOF-V Results %	Gravimetric (NOB) Results %
Gravimetric (NOB) Required ☑	Color Yellow Texture 4	Morphology ___/___ Extinction ___/___	Chrysotile	Cellulose Inc. Ext./ ribbony	Mineral Filler	Organic	Organic
Recommended ☐	Homogeneity 4			Glass fiber Isotropic			
SM-V PREP ☐	Yes No	RI ⊥ ___/___ RI II ___/___	Amosite		Binders	Floats	Residue
Gravimetric PREP ☐	# of Layers Vermiculite ☐ ☑ Asbestos ☐ ☐	DS Color ___/___ Color, Pleo ___/___	Other	Other	Vermiculite	Acid Soluble	Carbonate
Gravimetric (NOB) PLM ☐	Color of Layer___ % Estimated Concentration___	Biref ___/___ Sign ___/___			Other	Residule	Vermiculite
Gravimetric (NOB) TEM ☐	Comments: If no vermiculite is reported indicates that no vermiculite is detected.			Q.C. ☐		Asbestos	Asbestos
Point Count Results on the Back	Method: ☒ ELAP ☐ EPA ☐ OTHER ☐ SCANNING OPTION: ELAP (PC) or EPA Report zero if first 4 preps Asbestos = 0						

2 Field No.: 130	Stereoscopic Exam	PLM Optical Properties	Asbestos Results PLM %	Other Fibrous %	Non Fibrous %	SOF-V Results %	Gravimetric (NOB) Results %
Gravimetric (NOB) Required ☐	Color Beige Texture F	Morphology ___/___ Extinction ___/___	Chrysotile	Cellulose Inc. Ext./ ribbony	100 Mineral Filler	Organic	Organic
Recommended ☐	Homogeneity 4			Glass fiber Isotropic			
SM-V PREP ☐	Yes No	RI ⊥ ___/___ RI II ___/___	Amosite		Binders	Floats	Residue
Gravimetric PREP ☐	# of Layers Vermiculite ☐ ☑ Asbestos ☐ ☐	DS Color ___/___ Color, Pleo ___/___	Other	Other	0 Vermiculite	Acid Soluble	Carbonate
Gravimetric (NOB) PLM ☐	Color of Layer___ % Estimated Concentration___	Biref ___/___ Sign ___/___			Other	Residule	Vermiculite
Gravimetric (NOB) TEM ☐	Comments: If no vermiculite is reported indicates that no vermiculite is detected.			Q.C. ☐		Asbestos	Asbestos
Point Count Results on the Back	Method: ☒ ELAP ☐ EPA ☐ OTHER ☑ SCANNING OPTION: ELAP (PC) or EPA Report zero if first 4 preps Asbestos = 0						

3 Field No.: 131	Stereoscopic Exam	PLM Optical Properties	Asbestos Results PLM %	Other Fibrous %	Non Fibrous %	SOF-V Results %	Gravimetric (NOB) Results %
Gravimetric (NOB) Required ☐	Color Beige Texture F	Morphology ___/___ Extinction ___/___	Chrysotile	Cellulose Inc. Ext./ ribbony	100 Mineral Filler	Organic	Organic
Recommended ☐	Homogeneity 4			Glass fiber Isotropic			
SM-V PREP ☐	Yes No	RI ⊥ ___/___ RI II ___/___	Amosite		Binders	Floats	Residue
Gravimetric PREP ☐	# of Layers Vermiculite ☐ ☑ Asbestos ☐ ☐	DS Color ___/___ Color, Pleo ___/___	Other	Other	0 Vermiculite	Acid Soluble	Carbonate
Gravimetric (NOB) PLM ☐	Color of Layer___ % Estimated Concentration___	Biref ___/___ Sign ___/___			Other	Residule	Vermiculite
Gravimetric (NOB) TEM ☐	Comments: If no vermiculite is reported indicates that no vermiculite is detected.			Q.C. ☐		Asbestos	Asbestos
Point Count Results on the Back	Method: ☒ ELAP ☐ EPA ☐ OTHER ☑ SCANNING OPTION: ELAP (PC) or EPA Report zero if first 4 preps Asbestos = 0						

4 Field No.: 132	Stereoscopic Exam	PLM Optical Properties	Asbestos Results PLM %	Other Fibrous %	Non Fibrous %	SOF-V Results %	Gravimetric (NOB) Results %
Gravimetric (NOB) Required ☐	Color Beige Texture F	Morphology ___/___ Extinction ___/___	Chrysotile	Cellulose Inc. Ext./ ribbony	100 Mineral Filler	Organic	Organic
Recommended ☐	Homogeneity 4			Glass fiber Isotropic			
SM-V PREP ☐	Yes No	RI ⊥ ___/___ RI II ___/___	Amosite		Binders	Floats	Residue
Gravimetric PREP ☐	# of Layers Vermiculite ☐ ☑ Asbestos ☐ ☐	DS Color ___/___ Color, Pleo ___/___	Other	Other	0 Vermiculite	Acid Soluble	Carbonate
Gravimetric (NOB) PLM ☐	Color of Layer___ % Estimated Concentration___	Biref ___/___ Sign ___/___			Other	Residule	Vermiculite
Gravimetric (NOB) TEM ☐	Comments: If no vermiculite is reported indicates that no vermiculite is detected.			Q.C. ☐		Asbestos	Asbestos
Point Count Results on the Back	Method: ☒ ELAP ☐ EPA ☐ OTHER ☑ SCANNING OPTION: ELAP (PC) or EPA Report zero if first 4 preps Asbestos = 0						

BULK ASBESTOS ANALYSIS SHEET

NVLAP (TESTING): 200640 ELAP: 11764

PRECISION ENVIRONMENTAL INC.
36-15A 23rd Street, LIC, NY 11106
Phone: 718.383.2626, Fax: 718.383.7780

Client Name: Ronnette Riley Architect	Project Name: 360 Adams Street, Brooklyn, NY 11201	
Project No.:	Microscope No.: 1	Temp: 26.1°C
Batch No.: 22-5176	Analyst Name: Jianhua Zhou	Date of Analysis: 2/28/23

1 Field No.: 133	Stereoscopic Exam	PLM Optical Properties	Asbestos Results PLM %	Other Fibrous %	Non Fibrous %	SOF-V Results %	Gravimetric (NOB) Results %
Gravimetric (NOB) Required ☑	Color Yellow Texture 4	Morphology ___ /___ Extinction ___ /___	Chrysotile	Cellulose Inc. Ext./ ribbony	Mineral Filler	Organic	Organic
Recommended ☐	Homogeneity 4			Glass fiber Isotropic	Binders	Floats	Residue
SM-V PREP ☐	Yes No	RI ⊥ ___ /___ RI II ___ /___	Amosite				
Gravimetric PREP ☐	# of Layers 1 Vermiculite ☐ ☑ Asbestos ☐ ☑	DS Color ___ /___ Color, Pleo ___ /___	Other	Other	Vermiculite	Acid Soluble	Carbonate
Gravimetric (NOB) PLM ☐	Color of Layer___ % Estimated Concentration ___	Biref ___ /___ Sign ___ /___			Other	Residule	Vermiculite
Gravimetric (NOB) TEM ☐	Comments: If no vermiculite is reported indicates that no vermiculite is detected.			Q.C. ☐		Asbestos	Asbestos
Point Count Results on the Back	Method: ☒ ELAP ☐ EPA ☐ OTHER ☐ SCANNING OPTION: ELAP (PC) or EPA Report zero if first 4 preps Asbestos = 0						

2 Field No.: 134	Stereoscopic Exam	PLM Optical Properties	Asbestos Results PLM %	Other Fibrous %	Non Fibrous %	SOF-V Results %	Gravimetric (NOB) Results %
Gravimetric (NOB) Required ☑	Color Yellow Texture 4	Morphology ___ /___ Extinction ___ /___	Chrysotile	Cellulose Inc. Ext./ ribbony	Mineral Filler	Organic	Organic
Recommended ☐	Homogeneity 4			Glass fiber Isotropic	Binders	Floats	Residue
SM-V PREP ☐	Yes No	RI ⊥ ___ /___ RI II ___ /___	Amosite				
Gravimetric PREP ☐	# of Layers 1 Vermiculite ☐ ☐ Asbestos ☐ ☑	DS Color ___ /___ Color, Pleo ___ /___	Other	Other	Vermiculite	Acid Soluble	Carbonate
Gravimetric (NOB) PLM ☐	Color of Layer___ % Estimated Concentration ___	Biref ___ /___ Sign ___ /___			Other	Residule	Vermiculite
Gravimetric (NOB) TEM ☐	Comments: If no vermiculite is reported indicates that no vermiculite is detected.			Q.C. ☐		Asbestos	Asbestos
Point Count Results on the Back	Method: ☒ ELAP ☐ EPA ☐ OTHER ☐ SCANNING OPTION: ELAP (PC) or EPA Report zero if first 4 preps Asbestos = 0						

3 Field No.: 135	Stereoscopic Exam	PLM Optical Properties	Asbestos Results PLM %	Other Fibrous %	Non Fibrous %	SOF-V Results %	Gravimetric (NOB) Results %
Gravimetric (NOB) Required ☐	Color Gray Texture F	Morphology ___ /___ Extinction ___ /___	Chrysotile	Cellulose Inc. Ext./ ribbony	100 Mineral Filler	Organic	Organic
Recommended ☐	Homogeneity Y			Glass fiber Isotropic	Binders	Floats	Residue
SM-V PREP ☐	Yes No	RI ⊥ ___ /___ RI II ___ /___	Amosite				
Gravimetric PREP ☐	# of Layers 1 Vermiculite ☐ ☑ Asbestos ☐ ☐	DS Color ___ /___ Color, Pleo ___ /___	Other	Other	0 Vermiculite	Acid Soluble	Carbonate
Gravimetric (NOB) PLM ☐	Color of Layer___ % Estimated Concentration ___	Biref ___ /___ Sign ___ /___			Other	Residule	Vermiculite
Gravimetric (NOB) TEM ☐	Comments: If no vermiculite is reported indicates that no vermiculite is detected.			Q.C. ☐		Asbestos	Asbestos
Point Count Results on the Back	Method: ☒ ELAP ☐ EPA ☐ OTHER ☐ SCANNING OPTION: ELAP (PC) or EPA Report zero if first 4 preps Asbestos = 0						

4 Field No.: 136	Stereoscopic Exam	PLM Optical Properties	Asbestos Results PLM %	Other Fibrous %	Non Fibrous %	SOF-V Results %	Gravimetric (NOB) Results %
Gravimetric (NOB) Required ☐	Color Gray Texture F	Morphology ___ /___ Extinction ___ /___	Chrysotile	Cellulose Inc. Ext./ ribbony	100 Mineral Filler	Organic	Organic
Recommended ☐	Homogeneity Y			Glass fiber Isotropic	Binders	Floats	Residue
SM-V PREP ☐	Yes No	RI ⊥ ___ /___ RI II ___ /___	Amosite				
Gravimetric PREP ☐	# of Layers Vermiculite ☐ ☐ Asbestos ☐ ☐	DS Color ___ /___ Color, Pleo ___ /___	Other	Other	0 Vermiculite	Acid Soluble	Carbonate
Gravimetric (NOB) PLM ☐	Color of Layer___ % Estimated Concentration ___	Biref ___ /___ Sign ___ /___			Other	Residule	Vermiculite
Gravimetric (NOB) TEM ☐	Comments: If no vermiculite is reported indicates that no vermiculite is detected.			Q.C. ☐		Asbestos	Asbestos
Point Count Results on the Back	Method: ☒ ELAP ☐ EPA ☐ OTHER ☐ SCANNING OPTION: ELAP (PC) or EPA Report zero if first 4 preps Asbestos = 0						

BULK ASBESTOS ANALYSIS SHEET

NVLAP (TESTING): 200640 ELAP: 11764

PRECISION ENVIRONMENTAL INC.
36-15A 23rd Street, LIC, NY 11106
Phone: 718.383.2626, Fax: 718.383.7780

Client Name: Ronnette Riley Architect	Project Name: 360 Adams Street, Brooklyn, NY 11201	
Project No.:	Microscope No.: 1	Temp: 26.1°C
Batch No.: 22-5176	Analyst Name: Jianhua Zhou	Date of Analysis: 2/28/23

1 Field No.: 137	Stereoscopic Exam	PLM Optical Properties	Asbestos Results PLM %	Other Fibrous %	Non Fibrous %	SOF-V Results %	Gravimetric (NOB) Results %
Gravimetric (NOB) Required ☐	Color Gray Texture F	Morphology ___ / ___ Extinction ___ / ___	Chrysotile	Cellulose Inc. Ext./ ribbony	100 Mineral Filler	Organic	Organic
Recommended ☐	Homogeneity Y	RI ⊥ ___ / ___ RI II ___ / ___	Amosite	Glass fiber Isotropic	Binders	Floats	Residue
SM-V PREP ☐	# of Layers Yes No				0		
Gravimetric PREP ☐	Vermiculite ☐ ☑ Asbestos ☐ ☐	DS Color ___ / ___ Color, Pleo ___ / ___	Other	Other	Vermiculite	Acid Soluble	Carbonate
Gravimetric (NOB) PLM ☐	Color of Layer ___ % Estimated Concentration ___	Biref ___ / ___ Sign ___ / ___			Other	Residule	Vermiculite
Gravimetric (NOB) TEM ☐	Comments: If no vermiculite is reported indicates that no vermiculite is detected.			Q.C. ☐		Asbestos	Asbestos
Point Count Results on the Back	Method: ☒ ELAP ☐ EPA ☐ OTHER ☑ SCANNING OPTION: ELAP (PC) or EPA Report zero if first 4 preps Asbestos = 0						

2 Field No.: 138	Stereoscopic Exam	PLM Optical Properties	Asbestos Results PLM %	Other Fibrous %	Non Fibrous %	SOF-V Results %	Gravimetric (NOB) Results %
Gravimetric (NOB) Required ☐	Color Tan Texture F	Morphology ___ / ___ Extinction ___ / ___	Chrysotile	Cellulose Inc. Ext./ ribbony	100 Mineral Filler	Organic	Organic
Recommended ☐	Homogeneity Y	RI ⊥ ___ / ___ RI II ___ / ___	Amosite	Glass fiber Isotropic	Binders	Floats	Residue
SM-V PREP ☐	# of Layers Yes No						
Gravimetric PREP ☐	Vermiculite ☐ ☑ Asbestos ☐ ☑	DS Color ___ / ___ Color, Pleo ___ / ___	Other	Other	0 Vermiculite	Acid Soluble	Carbonate
Gravimetric (NOB) PLM ☐	Color of Layer ___ % Estimated Concentration ___	Biref ___ / ___ Sign ___ / ___			Other	Residule	Vermiculite
Gravimetric (NOB) TEM ☐	Comments: If no vermiculite is reported indicates that no vermiculite is detected.			Q.C. ☐		Asbestos	Asbestos
Point Count Results on the Back	Method: ☒ ELAP ☐ EPA ☐ OTHER ☑ SCANNING OPTION: ELAP (PC) or EPA Report zero if first 4 preps Asbestos = 0						

3 Field No.: 139	Stereoscopic Exam	PLM Optical Properties	Asbestos Results PLM %	Other Fibrous %	Non Fibrous %	SOF-V Results %	Gravimetric (NOB) Results %
Gravimetric (NOB) Required ☐	Color Tan Texture F	Morphology ___ / ___ Extinction ___ / ___	Chrysotile	Cellulose Inc. Ext./ ribbony	100 Mineral Filler	Organic	Organic
Recommended ☐	Homogeneity Y	RI ⊥ ___ / ___ RI II ___ / ___	Amosite	Glass fiber Isotropic	Binders	Floats	Residue
SM-V PREP ☐	# of Layers Yes No						
Gravimetric PREP ☐	Vermiculite ☐ ☑ Asbestos ☐ ☑	DS Color ___ / ___ Color, Pleo ___ / ___	Other	Other	0 Vermiculite	Acid Soluble	Carbonate
Gravimetric (NOB) PLM ☐	Color of Layer ___ % Estimated Concentration ___	Biref ___ / ___ Sign ___ / ___			Other	Residule	Vermiculite
Gravimetric (NOB) TEM ☐	Comments: If no vermiculite is reported indicates that no vermiculite is detected.			Q.C. ☐		Asbestos	Asbestos
Point Count Results on the Back	Method: ☒ ELAP ☐ EPA ☐ OTHER ☑ SCANNING OPTION: ELAP (PC) or EPA Report zero if first 4 preps Asbestos = 0						

4 Field No.: 140	Stereoscopic Exam	PLM Optical Properties	Asbestos Results PLM %	Other Fibrous %	Non Fibrous %	SOF-V Results %	Gravimetric (NOB) Results %
Gravimetric (NOB) Required ☐	Color Tan Texture F	Morphology ___ / ___ Extinction ___ / ___	Chrysotile	Cellulose Inc. Ext./ ribbony	100 Mineral Filler	Organic	Organic
Recommended ☐	Homogeneity Y	RI ⊥ ___ / ___ RI II ___ / ___	Amosite	Glass fiber Isotropic	Binders	Floats	Residue
SM-V PREP ☐	# of Layers Yes No						
Gravimetric PREP ☐	Vermiculite ☐ ☑ Asbestos ☐ ☐	DS Color ___ / ___ Color, Pleo ___ / ___	Other	Other	0 Vermiculite	Acid Soluble	Carbonate
Gravimetric (NOB) PLM ☐	Color of Layer ___ % Estimated Concentration ___	Biref ___ / ___ Sign ___ / ___			Other	Residule	Vermiculite
Gravimetric (NOB) TEM ☐	Comments: If no vermiculite is reported indicates that no vermiculite is detected.			Q.C. ☐		Asbestos	Asbestos
Point Count Results on the Back	Method: ☒ ELAP ☐ EPA ☐ OTHER ☑ SCANNING OPTION: ELAP (PC) or EPA Report zero if first 4 preps Asbestos = 0						

BULK ASBESTOS ANALYSIS SHEET

NVLAP (TESTING): 200640 ELAP: 11764

PRECISION ENVIRONMENTAL INC.
36-15A 23rd Street, LIC, NY 11106
Phone: 718.383.2626, Fax: 718.383.7780

Client Name: Ronnette Riley Architect	Project Name: 360 Adams Street, Brooklyn, NY 11201	
Project No.:	Microscope No.: 1	Temp: 26.1°C
Batch No.: 22-5176	Analyst Name: Jianhua Zhou	Date of Analysis: 2/28/23

1 Field No.: 141	Stereoscopic Exam	PLM Optical Properties	Asbestos Results PLM %	Other Fibrous %	Non Fibrous %	SOF-V Results %	Gravimetric (NOB) Results %
Gravimetric (NOB) Required ☐	Color Gray Texture F	Morphology ___/___ Extinction ___/___	Chrysotile	Cellulose Inc. Ext./ ribbony	100 Mineral Filler	Organic	Organic
Recommended ☐	Homogeneity Y	RI ⊥ ___/___ RI II ___/___	Amosite	Glass fiber Isotropic	Binders	Floats	Residue
SM-V PREP ☐	Yes No						
Gravimetric PREP ☐	# of Layers Vermiculite ☐ ☑ Asbestos ☐ ☐	DS Color ___/___ Color, Pleo ___/___	Other	Other	0 Vermiculite	Acid Soluble	Carbonate
Gravimetric (NOB) PLM ☐	Color of Layer ___ % Estimated Concentration ___	Biref ___/___ Sign ___/___			Other	Residule	Vermiculite
Gravimetric (NOB) TEM ☐	Comments: If no vermiculite is reported indicates that no vermiculite is detected.			Q.C. ☐		Asbestos	Asbestos
Point Count Results on the Back	Method: ☒ ELAP ☐ EPA ☐ OTHER ☑ SCANNING OPTION: ELAP (PC) or EPA Report zero if first 4 preps Asbestos = 0						

2 Field No.: 142	Stereoscopic Exam	PLM Optical Properties	Asbestos Results PLM %	Other Fibrous %	Non Fibrous %	SOF-V Results %	Gravimetric (NOB) Results %
Gravimetric (NOB) Required ☐	Color Gray Texture F	Morphology ___/___ Extinction ___/___	Chrysotile	Cellulose Inc. Ext./ ribbony	100 Mineral Filler	Organic	Organic
Recommended ☐	Homogeneity Y	RI ⊥ ___/___ RI II ___/___	Amosite	Glass fiber Isotropic	Binders	Floats	Residue
SM-V PREP ☐	Yes No						
Gravimetric PREP ☐	# of Layers Vermiculite ☐ ☑ Asbestos ☐ ☑	DS Color ___/___ Color, Pleo ___/___	Other	Other	0 Vermiculite	Acid Soluble	Carbonate
Gravimetric (NOB) PLM ☐	Color of Layer ___ % Estimated Concentration ___	Biref ___/___ Sign ___/___			Other	Residule	Vermiculite
Gravimetric (NOB) TEM ☐	Comments: If no vermiculite is reported indicates that no vermiculite is detected.			Q.C. ☐		Asbestos	Asbestos
Point Count Results on the Back	Method: ☒ ELAP ☐ EPA ☐ OTHER ☑ SCANNING OPTION: ELAP (PC) or EPA Report zero if first 4 preps Asbestos = 0						

3 Field No.: 143	Stereoscopic Exam	PLM Optical Properties	Asbestos Results PLM %	Other Fibrous %	Non Fibrous %	SOF-V Results %	Gravimetric (NOB) Results %
Gravimetric (NOB) Required ☐	Color Gray Texture F	Morphology ___/___ Extinction ___/___	Chrysotile	Cellulose Inc. Ext./ ribbony	100 Mineral Filler	Organic	Organic
Recommended ☐	Homogeneity Y	RI ⊥ ___/___ RI II ___/___	Amosite	Glass fiber Isotropic	Binders	Floats	Residue
SM-V PREP ☐	Yes No						
Gravimetric PREP ☐	# of Layers Vermiculite ☐ ☑ Asbestos ☐ ☐	DS Color ___/___ Color, Pleo ___/___	Other	Other	0 Vermiculite	Acid Soluble	Carbonate
Gravimetric (NOB) PLM ☐	Color of Layer ___ % Estimated Concentration ___	Biref ___/___ Sign ___/___			Other	Residule	Vermiculite
Gravimetric (NOB) TEM ☐	Comments: If no vermiculite is reported indicates that no vermiculite is detected.			Q.C. ☐		Asbestos	Asbestos
Point Count Results on the Back	Method: ☒ ELAP ☐ EPA ☐ OTHER ☑ SCANNING OPTION: ELAP (PC) or EPA Report zero if first 4 preps Asbestos = 0						

4 Field No.: 144	Stereoscopic Exam	PLM Optical Properties	Asbestos Results PLM %	Other Fibrous %	Non Fibrous %	SOF-V Results %	Gravimetric (NOB) Results %
Gravimetric (NOB) Required ☐	Color Gray Texture F	Morphology ___/___ Extinction ___/___	Chrysotile	Cellulose Inc. Ext./ ribbony	100 Mineral Filler	Organic	Organic
Recommended ☐	Homogeneity Y	RI ⊥ ___/___ RI II ___/___	Amosite	Glass fiber Isotropic	Binders	Floats	Residue
SM-V PREP ☐	Yes No						
Gravimetric PREP ☐	# of Layers Vermiculite ☐ ☑ Asbestos ☐ ☐	DS Color ___/___ Color, Pleo ___/___	Other	Other	0 Vermiculite	Acid Soluble	Carbonate
Gravimetric (NOB) PLM ☐	Color of Layer ___ % Estimated Concentration ___	Biref ___/___ Sign ___/___			Other	Residule	Vermiculite
Gravimetric (NOB) TEM ☐	Comments: If no vermiculite is reported indicates that no vermiculite is detected.			Q.C. ☐		Asbestos	Asbestos
Point Count Results on the Back	Method: ☒ ELAP ☐ EPA ☐ OTHER ☑ SCANNING OPTION: ELAP (PC) or EPA Report zero if first 4 preps Asbestos = 0						

BULK ASBESTOS ANALYSIS SHEET

NVLAP (TESTING): 200640 ELAP: 11764

PRECISION ENVIRONMENTAL INC.
36-15A 23rd Street, LIC, NY 11106
Phone: 718.383.2626, Fax: 718.383.7780

Client Name: Ronnette Riley Architect	Project Name: 360 Adams Street, Brooklyn, NY 11201	
Project No.:	Microscope No.: 1	Temp: 26.1°C
Batch No.: 22-5176	Analyst Name: Jianhua Zhou	Date of Analysis: 2/28/23

1 Field No.: 145

Gravimetric (NOB) Required ☐ Recommended ☐ SM-V PREP ☐ Gravimetric PREP ☐ Gravimetric (NOB) PLM ☐ Gravimetric (NOB) TEM ☐

Stereoscopic Exam: Color Gray Texture C; Homogeneity V; # of Layers ____; Vermiculite ☐ ☑; Asbestos ☐ ☐; Color of Layer ____; % Estimated Concentration ____; Comments: If no vermiculite is reported indicates that no vermiculite is detected.

PLM Optical Properties: Morphology ____ / ____ Extinction ____ / ____; RI ⊥ ____ / ____ RI II ____ / ____; DS Color ____ / ____ Color, Pleo ____ / ____; Bref ____ / ____ Sign ____ / ____

Asbestos Results PLM %: Chrysotile; Amosite; Other

Other Fibrous %: Cellulose Inc. Ext./ ribbony; Glass fiber Isotropic; Other

Non Fibrous %: 100 Mineral Filler; Binders; Vermiculite; Other

SOF-V Results %: Organic; Floats; Acid Soluble; Residule; Asbestos

Gravimetric (NOB) Results %: Organic; Residue; Carbonate; Vermiculite; Asbestos

Q.C. ☐

Point Count Results on the Back | Method: ☒ ELAP ☐ EPA ☐ OTHER ☑ SCANNING OPTION: ELAP (PC) or EPA Report zero if first 4 preps Asbestos = 0

2 Field No.: 146

Gravimetric (NOB) Required ☐ Recommended ☐ SM-V PREP ☐ Gravimetric PREP ☐ Gravimetric (NOB) PLM ☐ Gravimetric (NOB) TEM ☐

Stereoscopic Exam: Color Gray Texture C; Homogeneity V; # of Layers ____; Vermiculite ☐ ☑; Asbestos ☐ ☑; Color of Layer ____; % Estimated Concentration ____; Comments: If no vermiculite is reported indicates that no vermiculite is detected.

PLM Optical Properties: Morphology ____ / ____ Extinction ____ / ____; RI ⊥ ____ / ____ RI II ____ / ____; DS Color ____ / ____ Color, Pleo ____ / ____; Bref ____ / ____ Sign ____ / ____

Asbestos Results PLM %: Chrysotile; Amosite; Other

Other Fibrous %: Cellulose Inc. Ext./ ribbony; Glass fiber Isotropic; Other

Non Fibrous %: 100 Mineral Filler; Binders; 0 Vermiculite; Other

SOF-V Results %: Organic; Floats; Acid Soluble; Residule; Asbestos

Gravimetric (NOB) Results %: Organic; Residue; Carbonate; Vermiculite; Asbestos

Q.C. ☐

Point Count Results on the Back | Method: ☒ ELAP ☐ EPA ☐ OTHER ☑ SCANNING OPTION: ELAP (PC) or EPA Report zero if first 4 preps Asbestos = 0

3 Field No.: 147

Gravimetric (NOB) Required ☑ Recommended ☐ SM-V PREP ☐ Gravimetric PREP ☐ Gravimetric (NOB) PLM ☐ Gravimetric (NOB) TEM ☐

Stereoscopic Exam: Color White Texture VF; Homogeneity V; # of Layers 1; Vermiculite ☐ ☑; Asbestos ☐ ☐; Color of Layer ____; % Estimated Concentration ____; Comments: If no vermiculite is reported indicates that no vermiculite is detected.

PLM Optical Properties: Morphology ____ / ____ Extinction ____ / ____; RI ⊥ ____ / ____ RI II ____ / ____; DS Color ____ / ____ Color, Pleo ____ / ____; Bref ____ / ____ Sign ____ / ____

Asbestos Results PLM %: Chrysotile; Amosite; Other

Other Fibrous %: Cellulose Inc. Ext./ ribbony; Glass fiber Isotropic; Other

Non Fibrous %: Mineral Filler; Binders; Vermiculite; Other

SOF-V Results %: Organic; Floats; Acid Soluble; Residule; Asbestos

Gravimetric (NOB) Results %: Organic; Residue; Carbonate; Vermiculite; Asbestos

Q.C. ☐

Point Count Results on the Back | Method: ☒ ELAP ☐ EPA ☐ OTHER ☐ SCANNING OPTION: ELAP (PC) or EPA Report zero if first 4 preps Asbestos = 0

4 Field No.: 148

Gravimetric (NOB) Required ☑ Recommended ☐ SM-V PREP ☐ Gravimetric PREP ☐ Gravimetric (NOB) PLM ☐ Gravimetric (NOB) TEM ☐

Stereoscopic Exam: Color White Texture VF; Homogeneity V; # of Layers 1; Vermiculite ☐ ☑; Asbestos ☐ ☐; Color of Layer ____; % Estimated Concentration ____; Comments: If no vermiculite is reported indicates that no vermiculite is detected.

PLM Optical Properties: Morphology ____ / ____ Extinction ____ / ____; RI ⊥ ____ / ____ RI II ____ / ____; DS Color ____ / ____ Color, Pleo ____ / ____; Bref ____ / ____ Sign ____ / ____

Asbestos Results PLM %: Chrysotile; Amosite; Other

Other Fibrous %: Cellulose Inc. Ext./ ribbony; Glass fiber Isotropic; Other

Non Fibrous %: Mineral Filler; Binders; Vermiculite; Other

SOF-V Results %: Organic; Floats; Acid Soluble; Residule; Asbestos

Gravimetric (NOB) Results %: Organic; Residue; Carbonate; Vermiculite; Asbestos

Q.C. ☐

Point Count Results on the Back | Method: ☒ ELAP ☐ EPA ☐ OTHER ☐ SCANNING OPTION: ELAP (PC) or EPA Report zero if first 4 preps Asbestos = 0

BULK ASBESTOS ANALYSIS SHEET

NVLAP (TESTING): 200640 ELAP: 11764

PRECISION ENVIRONMENTAL INC.
36-15A 23rd Street, LIC, NY 11106
Phone: 718.383.2626, Fax: 718.383.7780

Client Name: Ronnette Riley Architect		Project Name: 360 Adams Street, Brooklyn, NY 11201	
Project No.:		Microscope No.: 1	Temp: 26.1°C
Batch No.: 22-5176	Analyst Name: Jianhua Zhou	Date of Analysis: 2/28/23	

1 Field No.: 149

Gravimetric (NOB) Required ☐ Recommended ☐ SM-V PREP ☐ Gravimetric PREP ☐ Gravimetric (NOB) PLM ☐ Gravimetric (NOB) TEM ☐

Stereoscopic Exam: Color White Texture F Homogeneity Y Yes No # of Layers ____ Vermiculite ☐ ☑ Asbestos ☐ ☐ Color of Layer ____ % Estimated Concentration ____

PLM Optical Properties: Morphology ____ / ____ Extinction ____ / ____ DS Color ____ / ____ Color, Pleo ____ / ____ Biref ____ / ____ Sign ____ / ____ RI ⊥ ____ / ____ RI ∥ ____ / ____

Comments: If no vermiculite is reported indicates that no vermiculite is detected.

Asbestos Results PLM %	Other Fibrous %	Non Fibrous %	SOF-V Results %	Gravimetric (NOB) Results %
Chrysotile	Cellulose Inc. Ext./ ribbony	100 Mineral Filler	Organic	Organic
Amosite	Glass fiber Isotropic	Binders	Floats	Residue
Other	Other	0 Vermiculite	Acid Soluble	Carbonate
		Other	Residule	Vermiculite
	Q.C. ☐		Asbestos	Asbestos

Point Count Results on the Back | Method: ☒ ELAP ☐ EPA ☐ OTHER ☑ SCANNING OPTION: ELAP (PC) or EPA Report zero if first 4 preps Asbestos = 0

2 Field No.: 150

Gravimetric (NOB) Required ☐ Recommended ☐ SM-V PREP ☐ Gravimetric PREP ☐ Gravimetric (NOB) PLM ☐ Gravimetric (NOB) TEM ☐

Stereoscopic Exam: Color White Texture F Homogeneity Y Yes No # of Layers ____ Vermiculite ☐ ☑ Asbestos ☐ ☐ Color of Layer ____ % Estimated Concentration ____

PLM Optical Properties: Morphology ____ / ____ Extinction ____ / ____ DS Color ____ / ____ Color, Pleo ____ / ____ Biref ____ / ____ Sign ____ / ____ RI ⊥ ____ / ____ RI ∥ ____ / ____

Comments: If no vermiculite is reported indicates that no vermiculite is detected.

Asbestos Results PLM %	Other Fibrous %	Non Fibrous %	SOF-V Results %	Gravimetric (NOB) Results %
Chrysotile	Cellulose Inc. Ext./ ribbony	100 Mineral Filler	Organic	Organic
Amosite	Glass fiber Isotropic	Binders	Floats	Residue
Other	Other	0 Vermiculite	Acid Soluble	Carbonate
		Other	Residule	Vermiculite
	Q.C. ☐		Asbestos	Asbestos

Point Count Results on the Back | Method: ☒ ELAP ☐ EPA ☐ OTHER ☐ SCANNING OPTION: ELAP (PC) or EPA Report zero if first 4 preps Asbestos = 0

3 Field No.: 151

Gravimetric (NOB) Required ☐ Recommended ☐ SM-V PREP ☐ Gravimetric PREP ☐ Gravimetric (NOB) PLM ☐ Gravimetric (NOB) TEM ☐

Stereoscopic Exam: Color White Texture F Homogeneity Y Yes No # of Layers ____ Vermiculite ☐ ☑ Asbestos ☐ ☐ Color of Layer ____ % Estimated Concentration ____

PLM Optical Properties: Morphology ____ / ____ Extinction ____ / ____ DS Color ____ / ____ Color, Pleo ____ / ____ Biref ____ / ____ Sign ____ / ____ RI ⊥ ____ / ____ RI ∥ ____ / ____

Comments: If no vermiculite is reported indicates that no vermiculite is detected.

Asbestos Results PLM %	Other Fibrous %	Non Fibrous %	SOF-V Results %	Gravimetric (NOB) Results %
Chrysotile	Cellulose Inc. Ext./ ribbony	100 Mineral Filler	Organic	Organic
Amosite	Glass fiber Isotropic	Binders	Floats	Residue
Other	Other	0 Vermiculite	Acid Soluble	Carbonate
		Other	Residule	Vermiculite
	Q.C. ☐		Asbestos	Asbestos

Point Count Results on the Back | Method: ☒ ELAP ☐ EPA ☐ OTHER ☑ SCANNING OPTION: ELAP (PC) or EPA Report zero if first 4 preps Asbestos = 0

4 Field No.: 152

Gravimetric (NOB) Required ☐ Recommended ☐ SM-V PREP ☐ Gravimetric PREP ☐ Gravimetric (NOB) PLM ☐ Gravimetric (NOB) TEM ☐

Stereoscopic Exam: Color Tan Texture F Homogeneity Y Yes No # of Layers ____ Vermiculite ☐ ☑ Asbestos ☐ ☐ Color of Layer ____ % Estimated Concentration ____

PLM Optical Properties: Morphology ____ / ____ Extinction ____ / ____ DS Color ____ / ____ Color, Pleo ____ / ____ Biref ____ / ____ Sign ____ / ____ RI ⊥ ____ / ____ RI ∥ ____ / ____

Comments: If no vermiculite is reported indicates that no vermiculite is detected.

Asbestos Results PLM %	Other Fibrous %	Non Fibrous %	SOF-V Results %	Gravimetric (NOB) Results %
Chrysotile	Cellulose Inc. Ext./ ribbony	100 Mineral Filler	Organic	Organic
Amosite	Glass fiber Isotropic	Binders	Floats	Residue
Other	Other	0 Vermiculite	Acid Soluble	Carbonate
		Other	Residule	Vermiculite
	Q.C. ☐		Asbestos	Asbestos

Point Count Results on the Back | Method: ☒ ELAP ☐ EPA ☐ OTHER ☑ SCANNING OPTION: ELAP (PC) or EPA Report zero if first 4 preps Asbestos = 0

BULK ASBESTOS ANALYSIS SHEET

NVLAP (TESTING): 200640 ELAP: 11764

PRECISION ENVIRONMENTAL INC.
36-15A 23rd Street, LIC, NY 11106
Phone: 718.383.2626, Fax: 718.383.7780

Client Name: Ronnette Riley Architect		Project Name: 360 Adams Street, Brooklyn, NY 11201
Project No.:		Microscope No.: 1 / Temp: 26.1°C
Batch No.: 22-5176	Analyst Name: Jianhua Zhou	Date of Analysis: 2/28/23

1 Field No.: 153	Stereoscopic Exam	PLM Optical Properties	Asbestos Results PLM %	Other Fibrous %	Non Fibrous %	SOF-V Results %	Gravimetric (NOB) Results %
Gravimetric (NOB) Required ☐	Color White Texture F	Morphology ___/___ Extinction ___/___	Chrysotile	Cellulose Inc. Ext./ ribbony	100 Mineral Filler	Organic	Organic
Recommended ☐	Homogeneity 4	RI ⊥ ___/___ RI II ___/___	Amosite	Glass fiber Isotropic	Binders	Floats	Residue
SM-V PREP ☐	# of Layers 1 Yes No Vermiculite ☐ ☑ Asbestos ☐ ☑	DS Color ___/___ Color, Pleo ___/___	Other	Other	0 Vermiculite	Acid Soluble	Carbonate
Gravimetric PREP ☐	Color of Layer ___ % Estimated Concentration ___	Biref ___/___ Sign ___/___			Other	Residule	Vermiculite
Gravimetric (NOB) PLM ☐	Comments: If no vermiculite is reported indicates that no vermiculite is detected.			Q.C. ☐		Asbestos	Asbestos
Gravimetric (NOB) TEM ☐							
Point Count Results on the Back	Method: ☒ ELAP ☐ EPA ☐ OTHER ☑ SCANNING OPTION: ELAP (PC) or EPA Report zero if first 4 preps Asbestos = 0						

2 Field No.: 154	Stereoscopic Exam	PLM Optical Properties	Asbestos Results PLM %	Other Fibrous %	Non Fibrous %	SOF-V Results %	Gravimetric (NOB) Results %
Gravimetric (NOB) Required ☑	Color Yellow Texture F	Morphology ___/___ Extinction ___/___	Chrysotile	Cellulose Inc. Ext./ ribbony	Mineral Filler	Organic	Organic
Recommended ☐	Homogeneity 4	RI ⊥ ___/___ RI II ___/___	Amosite	Glass fiber Isotropic	Binders	Floats	Residue
SM-V PREP ☐	# of Layers Yes No Vermiculite ☐ ☐ Asbestos ☐ ☑	DS Color ___/___ Color, Pleo ___/___	Other	Other	Vermiculite	Acid Soluble	Carbonate
Gravimetric PREP ☐	Color of Layer ___ % Estimated Concentration ___	Biref ___/___ Sign ___/___			Other	Residule	Vermiculite
Gravimetric (NOB) PLM ☐	Comments: If no vermiculite is reported indicates that no vermiculite is detected.			Q.C. ☐		Asbestos	Asbestos
Gravimetric (NOB) TEM ☐							
Point Count Results on the Back	Method: ☒ ELAP ☐ EPA ☐ OTHER ☐ SCANNING OPTION: ELAP (PC) or EPA Report zero if first 4 preps Asbestos = 0						

3 Field No.: 155	Stereoscopic Exam	PLM Optical Properties	Asbestos Results PLM %	Other Fibrous %	Non Fibrous %	SOF-V Results %	Gravimetric (NOB) Results %
Gravimetric (NOB) Required ☑	Color White ~ Texture F	Morphology ___/___ Extinction ___/___	Chrysotile	Cellulose Inc. Ext./ ribbony	Mineral Filler	Organic	Organic
Recommended ☐	Homogeneity 4	RI ⊥ ___/___ RI II ___/___	Amosite	Glass fiber Isotropic	Binders	Floats	Residue
SM-V PREP ☐	# of Layers Yes No Vermiculite ☐ ☐ Asbestos ☐ ☑	DS Color ___/___ Color, Pleo ___/___	Other	Other	Vermiculite	Acid Soluble	Carbonate
Gravimetric PREP ☐	Color of Layer ___ % Estimated Concentration ___	Biref ___/___ Sign ___/___			Other	Residule	Vermiculite
Gravimetric (NOB) PLM ☐	Comments: If no vermiculite is reported indicates that no vermiculite is detected.			Q.C. ☐		Asbestos	Asbestos
Gravimetric (NOB) TEM ☐							
Point Count Results on the Back	Method: ☒ ELAP ☐ EPA ☐ OTHER ☐ SCANNING OPTION: ELAP (PC) or EPA Report zero if first 4 preps Asbestos = 0						

4 Field No.: 156	Stereoscopic Exam	PLM Optical Properties	Asbestos Results PLM %	Other Fibrous %	Non Fibrous %	SOF-V Results %	Gravimetric (NOB) Results %
Gravimetric (NOB) Required ☑	Color Yellow Texture F	Morphology ___/___ Extinction ___/___	Chrysotile	Cellulose Inc. Ext./ ribbony	Mineral Filler	Organic	Organic
Recommended ☐	Homogeneity 4	RI ⊥ ___/___ RI II ___/___	Amosite	Glass fiber Isotropic	Binders	Floats	Residue
SM-V PREP ☐	# of Layers Yes No Vermiculite ☐ ☑ Asbestos ☐ ☐	DS Color ___/___ Color, Pleo ___/___	Other	Other	Vermiculite	Acid Soluble	Carbonate
Gravimetric PREP ☐	Color of Layer ___ % Estimated Concentration ___	Biref ___/___ Sign ___/___			Other	Residule	Vermiculite
Gravimetric (NOB) PLM ☐	Comments: If no vermiculite is reported indicates that no vermiculite is detected.			Q.C. ☐		Asbestos	Asbestos
Gravimetric (NOB) TEM ☐							
Point Count Results on the Back	Method: ☒ ELAP ☐ EPA ☐ OTHER ☐ SCANNING OPTION: ELAP (PC) or EPA Report zero if first 4 preps Asbestos = 0						

BULK ASBESTOS ANALYSIS SHEET

NVLAP (TESTING): 200640 ELAP: 11764

PRECISION ENVIRONMENTAL INC.
36-15A 23rd Street, LIC, NY 11106
Phone: 718.383.2626, Fax: 718.383.7780

Client Name: Ronnette Riley Architect	Project Name: 360 Adams Street, Brooklyn, NY 11201	
Project No.:	Microscope No.: 1	Temp: 26.1°C
Batch No.: 22-5176	Analyst Name: Jianhua Zhou	Date of Analysis: 2/28/23

1 Field No.: 157	Stereoscopic Exam	PLM Optical Properties	Asbestos Results PLM %	Other Fibrous %	Non Fibrous %	SOF-V Results %	Gravimetric (NOB) Results %
Gravimetric (NOB) Required ☐	Color Wh. Texture F	Morphology ___ / ___ Extinction ___ / ___	Chrysotile	Cellulose Inc. Ext./ ribbony	100 Mineral Filler	Organic	Organic
Recommended ☐ SM-V PREP ☐	Homogeneity Y Yes No	RI ⊥ ___ / ___ RI II ___ / ___	Amosite	Glass fiber Isotropic	Binders	Floats	Residue
Gravimetric PREP ☐	# of Layers 1 Vermiculite ☐ ☑ Asbestos ☐ ☐	DS Color ___ / ___ Color, Pleo ___ / ___	Other	Other	0 Vermiculite	Acid Soluble	Carbonate
Gravimetric (NOB) PLM ☐	Color of Layer ___ % Estimated Concentration ___	Biref ___ / ___ Sign ___ /			Other	Residule	Vermiculite
Gravimetric (NOB) TEM ☐	Comments: If no vermiculite is reported indicates that no vermiculite is detected.			Q.C. ☐		Asbestos	Asbestos
Point Count Results on the Back	Method: ☒ ELAP ☐ EPA ☐ OTHER ☑ SCANNING OPTION: ELAP (PC) or EPA	Report zero if first 4 preps Asbestos = 0					

2 Field No.: 158	Stereoscopic Exam	PLM Optical Properties	Asbestos Results PLM %	Other Fibrous %	Non Fibrous %	SOF-V Results %	Gravimetric (NOB) Results %
Gravimetric (NOB) Required ☐	Color Wh. Texture F	Morphology ___ / ___ Extinction ___ / ___	Chrysotile	Cellulose Inc. Ext./ ribbony	100 Mineral Filler	Organic	Organic
Recommended ☐ SM-V PREP ☐	Homogeneity Y Yes No	RI ⊥ ___ / ___ RI II ___ / ___	Amosite	Glass fiber Isotropic	Binders	Floats	Residue
Gravimetric PREP ☐	# of Layers 1 Vermiculite ☐ ☑ Asbestos ☐ ☐	DS Color ___ / ___ Color, Pleo ___ / ___	Other	Other	0 Vermiculite	Acid Soluble	Carbonate
Gravimetric (NOB) PLM ☐	Color of Layer ___ % Estimated Concentration ___	Biref ___ / ___ Sign ___ /			Other	Residule	Vermiculite
Gravimetric (NOB) TEM ☐	Comments: If no vermiculite is reported indicates that no vermiculite is detected.			Q.C. ☐		Asbestos	Asbestos
Point Count Results on the Back	Method: ☒ ELAP ☐ EPA ☐ OTHER ☑ SCANNING OPTION: ELAP (PC) or EPA	Report zero if first 4 preps Asbestos = 0					

3 Field No.: 159	Stereoscopic Exam	PLM Optical Properties	Asbestos Results PLM %	Other Fibrous %	Non Fibrous %	SOF-V Results %	Gravimetric (NOB) Results %
Gravimetric (NOB) Required ☐	Color Gray Texture F	Morphology ___ / ___ Extinction ___ / ___	Chrysotile	Cellulose Inc. Ext./ ribbony	100 Mineral Filler	Organic	Organic
Recommended ☐ SM-V PREP ☐	Homogeneity Y Yes No	RI ⊥ ___ / ___ RI II ___ / ___	Amosite	Glass fiber Isotropic	Binders	Floats	Residue
Gravimetric PREP ☐	# of Layers 1 Vermiculite ☐ ☑ Asbestos ☐ ☐	DS Color ___ / ___ Color, Pleo ___ / ___	Other	Other	Vermiculite	Acid Soluble	Carbonate
Gravimetric (NOB) PLM ☐	Color of Layer ___ % Estimated Concentration ___	Biref ___ / ___ Sign ___ /			Other	Residule	Vermiculite
Gravimetric (NOB) TEM ☐	Comments: If no vermiculite is reported indicates that no vermiculite is detected.			Q.C. ☐		Asbestos	Asbestos
Point Count Results on the Back	Method: ☒ ELAP ☐ EPA ☐ OTHER ☑ SCANNING OPTION: ELAP (PC) or EPA	Report zero if first 4 preps Asbestos = 0					

4 Field No.: 160	Stereoscopic Exam	PLM Optical Properties	Asbestos Results PLM %	Other Fibrous %	Non Fibrous %	SOF-V Results %	Gravimetric (NOB) Results %
Gravimetric (NOB) Required ☑	Color Wh. Texture F	Morphology ___ / ___ Extinction ___ / ___	Chrysotile	Cellulose Inc. Ext./ ribbony	Mineral Filler	Organic	Organic
Recommended ☐ SM-V PREP ☐	Homogeneity Y Yes No	RI ⊥ ___ / ___ RI II ___ / ___	Amosite	Glass fiber Isotropic	Binders	Floats	Residue
Gravimetric PREP ☐	# of Layers 1 Vermiculite ☐ ☑ Asbestos ☐ ☐	DS Color ___ / ___ Color, Pleo ___ / ___	Other	Other	Vermiculite	Acid Soluble	Carbonate
Gravimetric (NOB) PLM ☐	Color of Layer ___ % Estimated Concentration ___	Biref ___ / ___ Sign ___ /			Other	Residule	Vermiculite
Gravimetric (NOB) TEM ☐	Comments: If no vermiculite is reported indicates that no vermiculite is detected.			Q.C. ☐		Asbestos	Asbestos
Point Count Results on the Back	Method: ☒ ELAP ☐ EPA ☐ OTHER ☐ SCANNING OPTION: ELAP (PC) or EPA	Report zero if first 4 preps Asbestos = 0					

BULK ASBESTOS ANALYSIS SHEET

NVLAP (TESTING): 200640 ELAP: 11764

PRECISION ENVIRONMENTAL INC.
36-15A 23rd Street, LIC, NY 11106
Phone: 718.383.2626, Fax: 718.383.7780

Client Name: Ronnette Riley Architect		Project Name: 360 Adams Street, Brooklyn, NY 11201	
Project No.:		Microscope No.: 1	Temp: 26.1°C
Batch No.: 22-5176	Analyst Name: Jianhua Zhou	Date of Analysis: 2/28/23	

1 Field No.: 161	Stereoscopic Exam	PLM Optical Properties	Asbestos Results PLM %	Other Fibrous %	Non Fibrous %	SOF-V Results %	Gravimetric (NOB) Results %
Gravimetric (NOB) Required ☑	Color Wh Texture 4	Morphology ___ / ___ Extinction ___ / ___	Chrysotile	Cellulose Inc. Ext./ ribbony	Mineral Filler	Organic	Organic
Recommended ☐	Homogeneity 4			Glass fiber Isotropic	Binders	Floats	Residue
SM-V PREP ☐	Yes No	RI ⊥ ___ / ___ RI ∥ ___ / ___	Amosite				
Gravimetric PREP ☐	# of Layers Vermiculite ☐ ☐ Asbestos ☐ ☑	DS Color ___ / ___ Color, Pleo ___ / ___	Other	Other	Vermiculite	Acid Soluble	Carbonate
Gravimetric (NOB) PLM ☐	Color of Layer ___ % Estimated Concentration ___	Biref ___ / ___ Sign ___ / ___			Other	Residule	Vermiculite
Gravimetric (NOB) TEM ☐	Comments: If no vermiculite is reported indicates that no vermiculite is detected.			Q.C. ☐		Asbestos	Asbestos
Point Count Results on the Back	Method: ☒ ELAP ☐ EPA ☐ OTHER ☐ SCANNING OPTION: ELAP (PC) or EPA Report zero if first 4 preps Asbestos = 0						

2 Field No.: 162	Stereoscopic Exam	PLM Optical Properties	Asbestos Results PLM %	Other Fibrous %	Non Fibrous %	SOF-V Results %	Gravimetric (NOB) Results %
Gravimetric (NOB) Required ☑	Color Wh Texture 4	Morphology ___ / ___ Extinction ___ / ___	Chrysotile	Cellulose Inc. Ext./ ribbony	Mineral Filler	Organic	Organic
Recommended ☐	Homogeneity 4			Glass fiber Isotropic	Binders	Floats	Residue
SM-V PREP ☐	Yes No	RI ⊥ ___ / ___ RI ∥ ___ / ___	Amosite				
Gravimetric PREP ☐	# of Layers Vermiculite ☐ ☑ Asbestos ☐ ☑	DS Color ___ / ___ Color, Pleo ___ / ___	Other	Other	Vermiculite	Acid Soluble	Carbonate
Gravimetric (NOB) PLM ☐	Color of Layer ___ % Estimated Concentration ___	Biref ___ / ___ Sign ___ / ___			Other	Residule	Vermiculite
Gravimetric (NOB) TEM ☐	Comments: If no vermiculite is reported indicates that no vermiculite is detected.			Q.C. ☐		Asbestos	Asbestos
Point Count Results on the Back	Method: ☒ ELAP ☐ EPA ☐ OTHER ☐ SCANNING OPTION: ELAP (PC) or EPA Report zero if first 4 preps Asbestos = 0						

3 Field No.: 163	Stereoscopic Exam	PLM Optical Properties	Asbestos Results PLM %	Other Fibrous %	Non Fibrous %	SOF-V Results %	Gravimetric (NOB) Results %
Gravimetric (NOB) Required ☑	Color Wh Texture 4	Morphology ___ / ___ Extinction ___ / ___	Chrysotile	Cellulose Inc. Ext./ ribbony	Mineral Filler	Organic	Organic
Recommended ☐	Homogeneity 4			Glass fiber Isotropic	Binders	Floats	Residue
SM-V PREP ☐	Yes No	RI ⊥ ___ / ___ RI ∥ ___ / ___	Amosite				
Gravimetric PREP ☐	# of Layers Vermiculite ☐ ☑ Asbestos ☐ ☐	DS Color ___ / ___ Color, Pleo ___ / ___	Other	Other	Vermiculite	Acid Soluble	Carbonate
Gravimetric (NOB) PLM ☐	Color of Layer ___ % Estimated Concentration ___	Biref ___ / ___ Sign ___ / ___			Other	Residule	Vermiculite
Gravimetric (NOB) TEM ☐	Comments: If no vermiculite is reported indicates that no vermiculite is detected.			Q.C. ☐		Asbestos	Asbestos
Point Count Results on the Back	Method: ☒ ELAP ☐ EPA ☐ OTHER ☐ SCANNING OPTION: ELAP (PC) or EPA Report zero if first 4 preps Asbestos = 0						

4 Field No.: 164	Stereoscopic Exam	PLM Optical Properties	Asbestos Results PLM %	Other Fibrous %	Non Fibrous %	SOF-V Results %	Gravimetric (NOB) Results %
Gravimetric (NOB) Required ☑	Color Wh Texture 4	Morphology ___ / ___ Extinction ___ / ___	Chrysotile	Cellulose Inc. Ext./ ribbony	Mineral Filler	Organic	Organic
Recommended ☐	Homogeneity 4			Glass fiber Isotropic	Binders	Floats	Residue
SM-V PREP ☐	Yes No	RI ⊥ ___ / ___ RI ∥ ___ / ___	Amosite				
Gravimetric PREP ☐	# of Layers Vermiculite ☐ ☑ Asbestos ☐ ☐	DS Color ___ / ___ Color, Pleo ___ / ___	Other	Other	Vermiculite	Acid Soluble	Carbonate
Gravimetric (NOB) PLM ☐	Color of Layer ___ % Estimated Concentration ___	Biref ___ / ___ Sign ___ / ___			Other	Residule	Vermiculite
Gravimetric (NOB) TEM ☐	Comments: If no vermiculite is reported indicates that no vermiculite is detected.			Q.C. ☐		Asbestos	Asbestos
Point Count Results on the Back	Method: ☒ ELAP ☐ EPA ☐ OTHER ☐ SCANNING OPTION: ELAP (PC) or EPA Report zero if first 4 preps Asbestos = 0						

BULK ASBESTOS ANALYSIS SHEET

NVLAP (TESTING): 200640 ELAP: 11764

PRECISION ENVIRONMENTAL INC.
36-15A 23rd Street, LIC, NY 11106
Phone: 718.383.2626, Fax: 718.383.7780

Client Name: Ronnette Riley Architect	Project Name: 360 Adams Street, Brooklyn, NY 11201	
Project No.:	Microscope No.: 1	Temp: 26.1°C
Batch No.: 22-5176	Analyst Name: Jianhua Zhou	Date of Analysis: 2/28/23

1 Field No.: 165	Stereoscopic Exam	PLM Optical Properties	Asbestos Results PLM %	Other Fibrous %	Non Fibrous %	SOF-V Results %	Gravimetric (NOB) Results %
Gravimetric (NOB) Required ☑	Color Gray Texture F	Morphology ___ / ___ Extinction ___ / ___	Chrysotile	Cellulose Inc. Ext./ ribbony	Mineral Filler	Organic	Organic
Recommended ☐	Homogeneity Y	RI ⊥ ___ / ___ RI II ___ / ___	Amosite	Glass fiber Isotropic	Binders	Floats	Residue
SM-V PREP ☐	Yes No						
Gravimetric PREP ☐	# of Layers Vermiculite ☐ ☑ / Asbestos ☐ ☐	DS Color ___ / ___ Color, Pleo ___ / ___	Other	Other	Vermiculite	Acid Soluble	Carbonate
Gravimetric (NOB) PLM ☐	Color of Layer ___ % Estimated Concentration ___	Biref ___ / ___ Sign ___ / ___			Other	Residue	Vermiculite
Gravimetric (NOB) TEM ☐	Comments: If no vermiculite is reported indicates that no vermiculite is detected.			Q.C. ☐		Asbestos	Asbestos
Point Count Results on the Back	Method: ☒ ELAP ☐ EPA ☐ OTHER ☐ SCANNING OPTION: ELAP (PC) or EPA			Report zero if first 4 preps Asbestos = 0			

2 Field No.: 166	Stereoscopic Exam	PLM Optical Properties	Asbestos Results PLM %	Other Fibrous %	Non Fibrous %	SOF-V Results %	Gravimetric (NOB) Results %
Gravimetric (NOB) Required ☐	Color Gray Texture F	Morphology ___ / ___ Extinction ___ / ___	Chrysotile	Cellulose Inc. Ext./ ribbony	100 Mineral Filler	Organic	Organic
Recommended ☐	Homogeneity Y	RI ⊥ ___ / ___ RI II ___ / ___	Amosite	Glass fiber Isotropic	Binders	Floats	Residue
SM-V PREP ☐	Yes No						
Gravimetric PREP ☐	# of Layers Vermiculite ☐ ☑ / Asbestos ☐ ☐	DS Color ___ / ___ Color, Pleo ___ / ___	Other	Other	0 Vermiculite	Acid Soluble	Carbonate
Gravimetric (NOB) PLM ☐	Color of Layer ___ % Estimated Concentration ___	Biref ___ / ___ Sign ___ / ___			Other	Residue	Vermiculite
Gravimetric (NOB) TEM ☐	Comments: If no vermiculite is reported indicates that no vermiculite is detected.			Q.C. ☐		Asbestos	Asbestos
Point Count Results on the Back	Method: ☒ ELAP ☐ EPA ☐ OTHER ☐ SCANNING OPTION: ELAP (PC) or EPA			Report zero if first 4 preps Asbestos = 0			

3 Field No.: 167	Stereoscopic Exam	PLM Optical Properties	Asbestos Results PLM %	Other Fibrous %	Non Fibrous %	SOF-V Results %	Gravimetric (NOB) Results %
Gravimetric (NOB) Required ☐	Color Gray Texture F	Morphology ___ / ___ Extinction ___ / ___	Chrysotile	Cellulose Inc. Ext./ ribbony	100 Mineral Filler	Organic	Organic
Recommended ☐	Homogeneity Y	RI ⊥ ___ / ___ RI II ___ / ___	Amosite	Glass fiber Isotropic	Binders	Floats	Residue
SM-V PREP ☐	Yes No						
Gravimetric PREP ☐	# of Layers Vermiculite ☐ ☐ / Asbestos ☐ ☑	DS Color ___ / ___ Color, Pleo ___ / ___	Other	Other	0 Vermiculite	Acid Soluble	Carbonate
Gravimetric (NOB) PLM ☐	Color of Layer ___ % Estimated Concentration ___	Biref ___ / ___ Sign ___ / ___			Other	Residue	Vermiculite
Gravimetric (NOB) TEM ☐	Comments: If no vermiculite is reported indicates that no vermiculite is detected.			Q.C. ☐		Asbestos	Asbestos
Point Count Results on the Back	Method: ☒ ELAP ☐ EPA ☐ OTHER ☐ SCANNING OPTION: ELAP (PC) or EPA			Report zero if first 4 preps Asbestos = 0			

4 Field No.: 168	Stereoscopic Exam	PLM Optical Properties	Asbestos Results PLM %	Other Fibrous %	Non Fibrous %	SOF-V Results %	Gravimetric (NOB) Results %
Gravimetric (NOB) Required ☐	Color Gray Texture F	Morphology ___ / ___ Extinction ___ / ___	Chrysotile	Cellulose Inc. Ext./ ribbony	100 Mineral Filler	Organic	Organic
Recommended ☐	Homogeneity Y	RI ⊥ ___ / ___ RI II ___ / ___	Amosite	Glass fiber Isotropic	Binders	Floats	Residue
SM-V PREP ☐	Yes No						
Gravimetric PREP ☐	# of Layers Vermiculite ☐ ☑ / Asbestos ☐ ☐	DS Color ___ / ___ Color, Pleo ___ / ___	Other	Other	0 Vermiculite	Acid Soluble	Carbonate
Gravimetric (NOB) PLM ☐	Color of Layer ___ % Estimated Concentration ___	Biref ___ / ___ Sign ___ / ___			Other	Residue	Vermiculite
Gravimetric (NOB) TEM ☐	Comments: If no vermiculite is reported indicates that no vermiculite is detected.			Q.C. ☐		Asbestos	Asbestos
Point Count Results on the Back	Method: ☒ ELAP ☐ EPA ☐ OTHER ☐ SCANNING OPTION: ELAP (PC) or EPA			Report zero if first 4 preps Asbestos = 0			

BULK ASBESTOS ANALYSIS SHEET

NVLAP (TESTING): 200640 ELAP: 11764

PRECISION ENVIRONMENTAL INC.
36-15A 23rd Street, LIC, NY 11106
Phone: 718.383.2626, Fax: 718.383.7780

Client Name: Ronnette Riley Architect	Project Name: 360 Adams Street, Brooklyn, NY 11201	
Project No.:	Microscope No.: 1	Temp: 26.1°C
Batch No.: 22-5176	Analyst Name: Jianhua Zhou	Date of Analysis: 2/28/23

1 Field No.: 169	Stereoscopic Exam	PLM Optical Properties	Asbestos Results PLM %	Other Fibrous %	Non Fibrous %	SOF-V Results %	Gravimetric (NOB) Results %
Gravimetric (NOB) Required ☐	Color Tan Texture F	Morphology ___ / ___ Extinction ___ / ___	Chrysotile	Cellulose Inc. Ext./ ribbony	100 Mineral Filler	Organic	Organic
Recommended ☐	Homogeneity Y	RI ⊥ ___ / ___ RI ∥ ___ / ___	Amosite	Glass fiber Isotropic	Binders	Floats	Residue
SM-V PREP ☐	# of Layers Vermiculite ☐ ☑ Yes No	DS Color ___ / ___ Color, Pleo ___ / ___	Other	Other	0 Vermiculite	Acid Soluble	Carbonate
Gravimetric PREP ☐	Asbestos ☐ ☐				Other	Residule	Vermiculite
Gravimetric (NOB) PLM ☐	Color of Layer ___ % Estimated Concentration ___	Biref ___ / ___ Sign ___ / ___					
Gravimetric (NOB) TEM ☐	Comments: If no vermiculite is reported indicates that no vermiculite is detected.			Q.C. ☐		Asbestos	Asbestos
Point Count Results on the Back	Method: ☒ ELAP ☐ EPA ☐ OTHER ☑ SCANNING OPTION: ELAP (PC) or EPA			Report zero if first 4 preps Asbestos = 0			

2 Field No.: 170	Stereoscopic Exam	PLM Optical Properties	Asbestos Results PLM %	Other Fibrous %	Non Fibrous %	SOF-V Results %	Gravimetric (NOB) Results %
Gravimetric (NOB) Required ☐	Color Tan Texture F	Morphology ___ / ___ Extinction ___ / ___	Chrysotile	Cellulose Inc. Ext./ ribbony	100 Mineral Filler	Organic	Organic
Recommended ☐	Homogeneity Y	RI ⊥ ___ / ___ RI ∥ ___ / ___	Amosite	Glass fiber Isotropic	Binders	Floats	Residue
SM-V PREP ☐	# of Layers Vermiculite ☐ ☑ Yes No	DS Color ___ / ___ Color, Pleo ___ / ___	Other	Other	0 Vermiculite	Acid Soluble	Carbonate
Gravimetric PREP ☐	Asbestos ☐ ☐				Other	Residule	Vermiculite
Gravimetric (NOB) PLM ☐	Color of Layer ___ % Estimated Concentration ___	Biref ___ / ___ Sign ___ / ___					
Gravimetric (NOB) TEM ☐	Comments: If no vermiculite is reported indicates that no vermiculite is detected.			Q.C. ☐		Asbestos	Asbestos
Point Count Results on the Back	Method: ☒ ELAP ☐ EPA ☐ OTHER ☑ SCANNING OPTION: ELAP (PC) or EPA			Report zero if first 4 preps Asbestos = 0			

3 Field No.: 171	Stereoscopic Exam	PLM Optical Properties	Asbestos Results PLM %	Other Fibrous %	Non Fibrous %	SOF-V Results %	Gravimetric (NOB) Results %
Gravimetric (NOB) Required ☐	Color Tan Texture F	Morphology ___ / ___ Extinction ___ / ___	Chrysotile	Cellulose Inc. Ext./ ribbony	100 Mineral Filler	Organic	Organic
Recommended ☐	Homogeneity Y	RI ⊥ ___ / ___ RI ∥ ___ / ___	Amosite	Glass fiber Isotropic	Binders	Floats	Residue
SM-V PREP ☐	# of Layers Vermiculite ☐ ☑ Yes No	DS Color ___ / ___ Color, Pleo ___ / ___	Other	Other	Vermiculite	Acid Soluble	Carbonate
Gravimetric PREP ☐	Asbestos ☐ ☐				Other	Residule	Vermiculite
Gravimetric (NOB) PLM ☐	Color of Layer ___ % Estimated Concentration ___	Biref ___ / ___ Sign ___ / ___					
Gravimetric (NOB) TEM ☐	Comments: If no vermiculite is reported indicates that no vermiculite is detected.			Q.C. ☐		Asbestos	Asbestos
Point Count Results on the Back	Method: ☒ ELAP ☐ EPA ☐ OTHER ☑ SCANNING OPTION: ELAP (PC) or EPA			Report zero if first 4 preps Asbestos = 0			

4 Field No.: 172	Stereoscopic Exam	PLM Optical Properties	Asbestos Results PLM %	Other Fibrous %	Non Fibrous %	SOF-V Results %	Gravimetric (NOB) Results %
Gravimetric (NOB) Required ☐	Color Light Gray Texture F	Morphology ___ / ___ Extinction ___ / ___	Chrysotile	Cellulose Inc. Ext./ ribbony	100 Mineral Filler	Organic	Organic
Recommended ☐	Homogeneity Y	RI ⊥ ___ / ___ RI ∥ ___ / ___	Amosite	Glass fiber Isotropic	Binders	Floats	Residue
SM-V PREP ☐	# of Layers Vermiculite ☐ ☑ Yes No	DS Color ___ / ___ Color, Pleo ___ / ___	Other	Other	0 Vermiculite	Acid Soluble	Carbonate
Gravimetric PREP ☐	Asbestos ☐ ☐				Other	Residule	Vermiculite
Gravimetric (NOB) PLM ☐	Color of Layer ___ % Estimated Concentration ___	Biref ___ / ___ Sign ___ / ___					
Gravimetric (NOB) TEM ☐	Comments: If no vermiculite is reported indicates that no vermiculite is detected.			Q.C. ☐		Asbestos	Asbestos
Point Count Results on the Back	Method: ☒ ELAP ☐ EPA ☐ OTHER ☐ SCANNING OPTION: ELAP (PC) or EPA			Report zero if first 4 preps Asbestos = 0			

BULK ASBESTOS ANALYSIS SHEET

NVLAP (TESTING): 200640 ELAP: 11764

PRECISION ENVIRONMENTAL INC.
36-15A 23rd Street, LIC, NY 11106
Phone: 718.383.2626, Fax: 718.383.7780

Client Name: Ronnette Riley Architect	Project Name: 360 Adams Street, Brooklyn, NY 11201	
Project No.:	Microscope No.: 1	Temp: 26.1°C
Batch No.: 22-5176	Analyst Name: Jianhua Zhou	Date of Analysis: 2/28 /23

1 Field No.: 173	Stereoscopic Exam	PLM Optical Properties	Asbestos Results PLM %	Other Fibrous %	Non Fibrous %	SOF-V Results %	Gravimetric (NOB) Results %
Gravimetric (NOB) Required ☐	Color Beige/Gray Texture F	Morphology ___ /___ Extinction ___ /___	Chrysotile	Cellulose Inc. Ext./ ribbony	100 Mineral Filler	Organic	Organic
Recommended ☐	Homogeneity Y			Glass fiber Isotropic	Binders	Floats	Residue
SM-V PREP ☐	Yes No	RI ⊥ ___ /___ RI II ___ /___	Amosite				
Gravimetric PREP ☐	# of Layers 1 Vermiculite ☐ ☑ Asbestos ☐ ☐	DS Color ___ /___ Color, Pleo ___ /___	Other	Other	0 Vermiculite	Acid Soluble	Carbonate
Gravimetric (NOB) PLM ☐	Color of Layer ___ % Estimated Concentration ___	Biref ___ /___ Sign ___ /___			Other	Residule	Vermiculite
Gravimetric (NOB) TEM ☐	Comments: If no vermiculite is reported indicates that no vermiculite is detected.			Q.C. ☐		Asbestos	Asbestos
Point Count Results on the Back	Method: ☒ ELAP ☐ EPA ☐ OTHER ☐ SCANNING OPTION: ELAP (PC) or EPA Report zero if first 4 preps Asbestos = 0						

2 Field No.: 174	Stereoscopic Exam	PLM Optical Properties	Asbestos Results PLM %	Other Fibrous %	Non Fibrous %	SOF-V Results %	Gravimetric (NOB) Results %
Gravimetric (NOB) Required ☐	Color Beige/Gray Texture F	Morphology ___ /___ Extinction ___ /___	Chrysotile	Cellulose Inc. Ext./ ribbony	100 Mineral Filler	Organic	Organic
Recommended ☐	Homogeneity Y			Glass fiber Isotropic	Binders	Floats	Residue
SM-V PREP ☐	Yes No	RI ⊥ ___ /___ RI II ___ /___	Amosite				
Gravimetric PREP ☐	# of Layers 1 Vermiculite ☐ ☑ Asbestos ☐ ☐	DS Color ___ /___ Color, Pleo ___ /___	Other	Other	D Vermiculite	Acid Soluble	Carbonate
Gravimetric (NOB) PLM ☐	Color of Layer ___ % Estimated Concentration ___	Biref ___ /___ Sign ___ /___			Other	Residule	Vermiculite
Gravimetric (NOB) TEM ☐	Comments: If no vermiculite is reported indicates that no vermiculite is detected.			Q.C. ☑		Asbestos	Asbestos
Point Count Results on the Back	Method: ☒ ELAP ☐ EPA ☐ OTHER ☑ SCANNING OPTION: ELAP (PC) or EPA Report zero if first 4 preps Asbestos = 0						

3 Field No.: 175	Stereoscopic Exam	PLM Optical Properties	Asbestos Results PLM %	Other Fibrous %	Non Fibrous %	SOF-V Results %	Gravimetric (NOB) Results %
Gravimetric (NOB) Required ☑	Color White Texture F	Morphology ___ /___ Extinction ___ /___	Chrysotile	Cellulose Inc. Ext./ ribbony	Mineral Filler	Organic	Organic
Recommended ☐	Homogeneity Y			Glass fiber Isotropic	Binders	Floats	Residue
SM-V PREP ☐	Yes No	RI ⊥ ___ /___ RI II ___ /___	Amosite				
Gravimetric PREP ☐	# of Layers Vermiculite ☐ ☑ Asbestos ☐ ☐	DS Color ___ /___ Color, Pleo ___ /___	Other	Other	Vermiculite	Acid Soluble	Carbonate
Gravimetric (NOB) PLM ☐	Color of Layer ___ % Estimated Concentration ___	Biref ___ /___ Sign ___ /___			Other	Residule	Vermiculite
Gravimetric (NOB) TEM ☐	Comments: If no vermiculite is reported indicates that no vermiculite is detected.			Q.C. ☐		Asbestos	Asbestos
Point Count Results on the Back	Method: ☒ ELAP ☐ EPA ☐ OTHER ☐ SCANNING OPTION: ELAP (PC) or EPA Report zero if first 4 preps Asbestos = 0						

4 Field No.: 176	Stereoscopic Exam	PLM Optical Properties	Asbestos Results PLM %	Other Fibrous %	Non Fibrous %	SOF-V Results %	Gravimetric (NOB) Results %
Gravimetric (NOB) Required ☑	Color White Texture F	Morphology ___ /___ Extinction ___ /___	Chrysotile	Cellulose Inc. Ext./ ribbony	Mineral Filler	Organic	Organic
Recommended ☐	Homogeneity Y			Glass fiber Isotropic	Binders	Floats	Residue
SM-V PREP ☐	Yes No	RI ⊥ ___ /___ RI II ___ /___	Amosite				
Gravimetric PREP ☐	# of Layers Vermiculite ☐ ☑ Asbestos ☐ ☐	DS Color ___ /___ Color, Pleo ___ /___	Other	Other	Vermiculite	Acid Soluble	Carbonate
Gravimetric (NOB) PLM ☐	Color of Layer ___ % Estimated Concentration ___	Biref ___ /___ Sign ___ /___			Other	Residule	Vermiculite
Gravimetric (NOB) TEM ☐	Comments: If no vermiculite is reported indicates that no vermiculite is detected.			Q.C. ☐		Asbestos	Asbestos
Point Count Results on the Back	Method: ☒ ELAP ☐ EPA ☐ OTHER ☐ SCANNING OPTION: ELAP (PC) or EPA Report zero if first 4 preps Asbestos = 0						

BULK ASBESTOS ANALYSIS SHEET

NVLAP (TESTING): 200640 ELAP: 11764

PRECISION ENVIRONMENTAL INC.
36-15A 23rd Street, LIC, NY 11106
Phone: 718.383.2626, Fax: 718.383.7780

Client Name: Ronnette Riley Architect	Project Name: 360 Adams Street, Brooklyn, NY 11201	
Project No.:	Microscope No.: 1	Temp: 26.1°C
Batch No.: 22-5176	Analyst Name: Jianhua Zhou	Date of Analysis: 2/28/23

1 Field No.: 177	Stereoscopic Exam	PLM Optical Properties	Asbestos Results PLM %	Other Fibrous %	Non Fibrous %	SOF-V Results %	Gravimetric (NOB) Results %
Gravimetric (NOB) Required ☑	Color Gray Texture 4	Morphology ___ / ___ Extinction ___ / ___	Chrysotile	Cellulose Inc. Ext./ ribbony	Mineral Filler	Organic	Organic
Recommended ☐	Homogeneity 4			Glass fiber Isotropic	Binders	Floats	Residue
SM-V PREP ☐	Yes No	RI ⊥ ___ / ___ RI II ___ / ___	Amosite				
Gravimetric PREP ☐	# of Layers Vermiculite ☐ ☐ Asbestos ☐ ☐	DS Color ___ / ___ Color, Pleo ___ / ___	Other	Other	Vermiculite	Acid Soluble	Carbonate
Gravimetric (NOB) PLM ☐	Color of Layer ___ % Estimated Concentration ___	Biref ___ / ___ Sign ___ / ___			Other	Residule	Vermiculite
Gravimetric (NOB) TEM ☐	Comments: If no vermiculite is reported indicates that no vermiculite is detected.			Q.C. ☐		Asbestos	Asbestos
Point Count Results on the Back	Method: ☒ ELAP ☐ EPA ☐ OTHER ☐ SCANNING OPTION: ELAP (PC) or EPA Report zero if first 4 preps Asbestos = 0						

2 Field No.: 178	Stereoscopic Exam	PLM Optical Properties	Asbestos Results PLM %	Other Fibrous %	Non Fibrous %	SOF-V Results %	Gravimetric (NOB) Results %
Gravimetric (NOB) Required ☑	Color Gray Texture 4	Morphology ___ / ___ Extinction ___ / ___	Chrysotile	Cellulose Inc. Ext./ ribbony	Mineral Filler	Organic	Organic
Recommended ☐	Homogeneity V			Glass fiber Isotropic	Binders	Floats	Residue
SM-V PREP ☐	Yes No	RI ⊥ ___ / ___ RI II ___ / ___	Amosite				
Gravimetric PREP ☐	# of Layers Vermiculite ☐ ☑ Asbestos ☐ ☐	DS Color ___ / ___ Color, Pleo ___ / ___	Other	Other	Vermiculite	Acid Soluble	Carbonate
Gravimetric (NOB) PLM ☐	Color of Layer ___ % Estimated Concentration ___	Biref ___ / ___ Sign ___ / ___			Other	Residule	Vermiculite
Gravimetric (NOB) TEM ☐	Comments: If no vermiculite is reported indicates that no vermiculite is detected.			Q.C. ☐		Asbestos	Asbestos
Point Count Results on the Back	Method: ☒ ELAP ☐ EPA ☐ OTHER ☐ SCANNING OPTION: ELAP (PC) or EPA Report zero if first 4 preps Asbestos = 0						

3 Field No.: 179	Stereoscopic Exam	PLM Optical Properties	Asbestos Results PLM %	Other Fibrous %	Non Fibrous %	SOF-V Results %	Gravimetric (NOB) Results %
Gravimetric (NOB) Required ☑	Color Gray Texture 4	Morphology ___ / ___ Extinction ___ / ___	Chrysotile	Cellulose Inc. Ext./ ribbony	Mineral Filler	Organic	Organic
Recommended ☐	Homogeneity V			Glass fiber Isotropic	Binders	Floats	Residue
SM-V PREP ☐	Yes No	RI ⊥ ___ / ___ RI II ___ / ___	Amosite				
Gravimetric PREP ☐	# of Layers Vermiculite ☐ ☐ Asbestos ☐ ☑	DS Color ___ / ___ Color, Pleo ___ / ___	Other	Other	Vermiculite	Acid Soluble	Carbonate
Gravimetric (NOB) PLM ☐	Color of Layer ___ % Estimated Concentration ___	Biref ___ / ___ Sign ___ / ___			Other	Residule	Vermiculite
Gravimetric (NOB) TEM ☐	Comments: If no vermiculite is reported indicates that no vermiculite is detected.			Q.C. ☐		Asbestos	Asbestos
Point Count Results on the Back	Method: ☒ ELAP ☐ EPA ☐ OTHER ☐ SCANNING OPTION: ELAP (PC) or EPA Report zero if first 4 preps Asbestos = 0						

4 Field No.: 180	Stereoscopic Exam	PLM Optical Properties	Asbestos Results PLM %	Other Fibrous %	Non Fibrous %	SOF-V Results %	Gravimetric (NOB) Results %
Gravimetric (NOB) Required ☑	Color Gray Texture 4	Morphology ___ / ___ Extinction ___ / ___	Chrysotile	Cellulose Inc. Ext./ ribbony	Mineral Filler	Organic	Organic
Recommended ☐	Homogeneity 4			Glass fiber Isotropic	Binders	Floats	Residue
SM-V PREP ☐	Yes No	RI ⊥ ___ / ___ RI II ___ / ___	Amosite				
Gravimetric PREP ☐	# of Layers Vermiculite ☐ ☑ Asbestos ☐ ☐	DS Color ___ / ___ Color, Pleo ___ / ___	Other	Other	Vermiculite	Acid Soluble	Carbonate
Gravimetric (NOB) PLM ☐	Color of Layer ___ % Estimated Concentration ___	Biref ___ / ___ Sign ___ / ___			Other	Residule	Vermiculite
Gravimetric (NOB) TEM ☐	Comments: If no vermiculite is reported indicates that no vermiculite is detected.			Q.C. ☐		Asbestos	Asbestos
Point Count Results on the Back	Method: ☒ ELAP ☐ EPA ☐ OTHER ☐ SCANNING OPTION: ELAP (PC) or EPA Report zero if first 4 preps Asbestos = 0						

BULK ASBESTOS ANALYSIS SHEET

NVLAP (TESTING): 200640 ELAP: 11764

PRECISION ENVIRONMENTAL INC.
36-15A 23rd Street, LIC, NY 11106
Phone: 718.383.2626, Fax: 718.383.7780

Client Name: Ronnette Riley Architect		Project Name: 360 Adams Street, Brooklyn, NY 11201	
Project No.:		Microscope No.: 1	Temp: 26.1°C
Batch No.: 22-5176	Analyst Name: Jianhua Zhou	Date of Analysis: 2/28/23	

1 Field No.: 181	Stereoscopic Exam	PLM Optical Properties	Asbestos Results PLM %	Other Fibrous %	Non Fibrous %	SOF-V Results %	Gravimetric (NOB) Results %
Gravimetric (NOB) Required ☑	Color WH Texture 4	Morphology ___ / ___ Extinction ___ / ___	Chrysotile	Cellulose Inc. Ext./ ribbony	Mineral Filler	Organic	Organic
Recommended ☐	Homogeneity V			Glass fiber Isotropic	Binders	Floats	Residue
SM-V PREP ☐	Yes No	RI ⊥ ___ / ___ RI II ___ / ___	Amosite				
Gravimetric PREP ☐	# of Layers Vermiculite ☐ ☑ Asbestos ☐ ☐	DS Color ___ / ___ Color, Pleo ___ / ___	Other	Other	Vermiculite	Acid Soluble	Carbonate
Gravimetric (NOB) PLM ☐	Color of Layer ___ % Estimated Concentration ___	Bref ___ / ___ Sign ___ / ___			Other	Residule	Vermiculite
Gravimetric (NOB) TEM ☐	Comments: If no vermiculite is reported indicates that no vermiculite is detected.			Q.C. ☐		Asbestos	Asbestos
Point Count Results on the Back	Method: ☒ ELAP ☐ EPA ☐ OTHER ☐ SCANNING OPTION: ELAP (PC) or EPA Report zero if first 4 preps Asbestos = 0						

2 Field No.: 182	Stereoscopic Exam	PLM Optical Properties	Asbestos Results PLM %	Other Fibrous %	Non Fibrous %	SOF-V Results %	Gravimetric (NOB) Results %
Gravimetric (NOB) Required ☑	Color WH Texture 4	Morphology ___ / ___ Extinction ___ / ___	Chrysotile	Cellulose Inc. Ext./ ribbony	Mineral Filler	Organic	Organic
Recommended ☐	Homogeneity V			Glass fiber Isotropic	Binders	Floats	Residue
SM-V PREP ☐	Yes No	RI ⊥ ___ / ___ RI II ___ / ___	Amosite				
Gravimetric PREP ☐	# of Layers Vermiculite ☐ ☐ Asbestos ☐ ☑	DS Color ___ / ___ Color, Pleo ___ / ___	Other	Other	Vermiculite	Acid Soluble	Carbonate
Gravimetric (NOB) PLM ☐	Color of Layer ___ % Estimated Concentration ___	Bref ___ / ___ Sign ___ / ___			Other	Residule	Vermiculite
Gravimetric (NOB) TEM ☐	Comments: If no vermiculite is reported indicates that no vermiculite is detected.			Q.C. ☐		Asbestos	Asbestos
Point Count Results on the Back	Method: ☒ ELAP ☐ EPA ☐ OTHER ☐ SCANNING OPTION: ELAP (PC) or EPA Report zero if first 4 preps Asbestos = 0						

3 Field No.: 183	Stereoscopic Exam	PLM Optical Properties	Asbestos Results PLM %	Other Fibrous %	Non Fibrous %	SOF-V Results %	Gravimetric (NOB) Results %
Gravimetric (NOB) Required ☑	Color WH Texture 4	Morphology ___ / ___ Extinction ___ / ___	Chrysotile	Cellulose Inc. Ext./ ribbony	Mineral Filler	Organic	Organic
Recommended ☐	Homogeneity V			Glass fiber Isotropic	Binders	Floats	Residue
SM-V PREP ☐	Yes No	RI ⊥ ___ / ___ RI II ___ / ___	Amosite				
Gravimetric PREP ☐	# of Layers Vermiculite ☐ ☐ Asbestos ☐ ☑	DS Color ___ / ___ Color, Pleo ___ / ___	Other	Other	Vermiculite	Acid Soluble	Carbonate
Gravimetric (NOB) PLM ☐	Color of Layer ___ % Estimated Concentration ___	Bref ___ / ___ Sign ___ / ___			Other	Residule	Vermiculite
Gravimetric (NOB) TEM ☐	Comments: If no vermiculite is reported indicates that no vermiculite is detected.			Q.C. ☐		Asbestos	Asbestos
Point Count Results on the Back	Method: ☒ ELAP ☐ EPA ☐ OTHER ☐ SCANNING OPTION: ELAP (PC) or EPA Report zero if first 4 preps Asbestos = 0						

4 Field No.: 184	Stereoscopic Exam	PLM Optical Properties	Asbestos Results PLM %	Other Fibrous %	Non Fibrous %	SOF-V Results %	Gravimetric (NOB) Results %
Gravimetric (NOB) Required ☑	Color WH Texture 4	Morphology ___ / ___ Extinction ___ / ___	Chrysotile	Cellulose Inc. Ext./ ribbony	Mineral Filler	Organic	Organic
Recommended ☐	Homogeneity V			Glass fiber Isotropic	Binders	Floats	Residue
SM-V PREP ☐	Yes No	RI ⊥ ___ / ___ RI II ___ / ___	Amosite				
Gravimetric PREP ☐	# of Layers Vermiculite ☐ ☐ Asbestos ☐ ☐	DS Color ___ / ___ Color, Pleo ___ / ___	Other	Other	Vermiculite	Acid Soluble	Carbonate
Gravimetric (NOB) PLM ☐	Color of Layer ___ % Estimated Concentration ___	Bref ___ / ___ Sign ___ / ___			Other	Residule	Vermiculite
Gravimetric (NOB) TEM ☐	Comments: If no vermiculite is reported indicates that no vermiculite is detected.			Q.C. ☐		Asbestos	Asbestos
Point Count Results on the Back	Method: ☒ ELAP ☐ EPA ☐ OTHER ☐ SCANNING OPTION: ELAP (PC) or EPA Report zero if first 4 preps Asbestos = 0						

BULK ASBESTOS ANALYSIS SHEET

NVLAP (TESTING): 200640 ELAP: 11764

PRECISION ENVIRONMENTAL INC.
36-15A 23rd Street, LIC, NY 11106
Phone: 718.383.2626, Fax: 718.383.7780

Client Name: Ronnette Riley Architect	Project Name: 360 Adams Street, Brooklyn, NY 11201	
Project No.:	Microscope No.: 1	Temp: 26.1°C
Batch No.: 22-5176	Analyst Name: Jianhua Zhou	Date of Analysis: 2/28/23

1 Field No.: 185	Stereoscopic Exam	PLM Optical Properties	Asbestos Results PLM %	Other Fibrous %	Non Fibrous %	SOF-V Results %	Gravimetric (NOB) Results %
Gravimetric (NOB) Required ☐	Color Tan Texture F	Morphology ___ / ___ Extinction ___ / ___	___ Chrysotile	___ Cellulose Inc. Ext./ ribbony	100 Mineral Filler	___ Organic	___ Organic
Recommended ☐ SM-V PREP ☐	Homogeneity V Yes No	RI ⊥ ___ / ___ RI II ___ / ___	___ Amosite	___ Glass fiber Isotropic	___ Binders	___ Floats	___ Residue
Gravimetric PREP ☐	# of Layers ___ Vermiculite ☐ ☑ Asbestos ☐ ☐	DS Color ___ / ___ Color, Pleo ___ / ___	___ Other	___ Other	0 Vermiculite	___ Acid Soluble	___ Carbonate
Gravimetric (NOB) PLM ☐	Color of Layer ___ % Estimated Concentration ___	Biref ___ / ___ Sign ___ / ___			___ Other	___ Residule	___ Vermiculite
Gravimetric (NOB) TEM ☐	Comments: If no vermiculite is reported indicates that no vermiculite is detected.			Q.C. ☐		___ Asbestos	___ Asbestos
Point Count Results on the Back	Method: ☒ ELAP ☐ EPA ☐ OTHER ☑ SCANNING OPTION: ELAP (PC) or EPA Report zero if first 4 preps Asbestos = 0						

2 Field No.: 186	Stereoscopic Exam	PLM Optical Properties	Asbestos Results PLM %	Other Fibrous %	Non Fibrous %	SOF-V Results %	Gravimetric (NOB) Results %
Gravimetric (NOB) Required ☐	Color Tan Texture F	Morphology ___ / ___ Extinction ___ / ___	___ Chrysotile	___ Cellulose Inc. Ext./ ribbony	100 Mineral Filler	___ Organic	___ Organic
Recommended ☐ SM-V PREP ☐	Homogeneity V Yes No	RI ⊥ ___ / ___ RI II ___ / ___	___ Amosite	___ Glass fiber Isotropic	___ Binders	___ Floats	___ Residue
Gravimetric PREP ☐	# of Layers ___ Vermiculite ☐ ☐ Asbestos ☐ ☑	DS Color ___ / ___ Color, Pleo ___ / ___	___ Other	___ Other	0 Vermiculite	___ Acid Soluble	___ Carbonate
Gravimetric (NOB) PLM ☐	Color of Layer ___ % Estimated Concentration ___	Biref ___ / ___ Sign ___ / ___			___ Other	___ Residule	___ Vermiculite
Gravimetric (NOB) TEM ☐	Comments: If no vermiculite is reported indicates that no vermiculite is detected.			Q.C. ☐		___ Asbestos	___ Asbestos
Point Count Results on the Back	Method: ☒ ELAP ☐ EPA ☐ OTHER ☑ SCANNING OPTION: ELAP (PC) or EPA Report zero if first 4 preps Asbestos = 0						

3 Field No.: 187	Stereoscopic Exam	PLM Optical Properties	Asbestos Results PLM %	Other Fibrous %	Non Fibrous %	SOF-V Results %	Gravimetric (NOB) Results %
Gravimetric (NOB) Required ☑	Color Tan Texture F	Morphology ___ / ___ Extinction ___ / ___	___ Chrysotile	___ Cellulose Inc. Ext./ ribbony	___ Mineral Filler	___ Organic	___ Organic
Recommended ☐ SM-V PREP ☐	Homogeneity V Yes No	RI ⊥ ___ / ___ RI II ___ / ___	___ Amosite	___ Glass fiber Isotropic	___ Binders	___ Floats	___ Residue
Gravimetric PREP ☐	# of Layers ___ Vermiculite ☐ ☐ Asbestos ☐ ☑	DS Color ___ / ___ Color, Pleo ___ / ___	___ Other	___ Other	___ Vermiculite	___ Acid Soluble	___ Carbonate
Gravimetric (NOB) PLM ☐	Color of Layer ___ % Estimated Concentration ___	Biref ___ / ___ Sign ___ / ___			___ Other	___ Residule	___ Vermiculite
Gravimetric (NOB) TEM ☐	Comments: If no vermiculite is reported indicates that no vermiculite is detected.			Q.C. ☐		___ Asbestos	___ Asbestos
Point Count Results on the Back	Method: ☒ ELAP ☐ EPA ☐ OTHER ☐ SCANNING OPTION: ELAP (PC) or EPA Report zero if first 4 preps Asbestos = 0						

4 Field No.: 188	Stereoscopic Exam	PLM Optical Properties	Asbestos Results PLM %	Other Fibrous %	Non Fibrous %	SOF-V Results %	Gravimetric (NOB) Results %
Gravimetric (NOB) Required ☑	Color Tan Texture F	Morphology ___ / ___ Extinction ___ / ___	___ Chrysotile	___ Cellulose Inc. Ext./ ribbony	___ Mineral Filler	___ Organic	___ Organic
Recommended ☐ SM-V PREP ☐	Homogeneity V Yes No	RI ⊥ ___ / ___ RI II ___ / ___	___ Amosite	___ Glass fiber Isotropic	___ Binders	___ Floats	___ Residue
Gravimetric PREP ☐	# of Layers ___ Vermiculite ☐ ☑ Asbestos ☐ ☐	DS Color ___ / ___ Color, Pleo ___ / ___	___ Other	___ Other	___ Vermiculite	___ Acid Soluble	___ Carbonate
Gravimetric (NOB) PLM ☐	Color of Layer ___ % Estimated Concentration ___	Biref ___ / ___ Sign ___ / ___			___ Other	___ Residule	___ Vermiculite
Gravimetric (NOB) TEM ☐	Comments: If no vermiculite is reported indicates that no vermiculite is detected.			Q.C. ☐		___ Asbestos	___ Asbestos
Point Count Results on the Back	Method: ☒ ELAP ☐ EPA ☐ OTHER ☐ SCANNING OPTION: ELAP (PC) or EPA Report zero if first 4 preps Asbestos = 0						

BULK ASBESTOS ANALYSIS SHEET

NVLAP (TESTING): 200640 ELAP: 11764

PRECISION ENVIRONMENTAL INC.
36-15A 23rd Street, LIC, NY 11106
Phone: 718.383.2626, Fax: 718.383.7780

Client Name: Ronnette Riley Architect		Project Name: 360 Adams Street, Brooklyn, NY 11201
Project No.:		Microscope No.: 1 — Temp: 26.1°C
Batch No.: 22-5176	Analyst Name: Jianhua Zhou	Date of Analysis: 2/28/23

1 Field No.: 189	Stereoscopic Exam	PLM Optical Properties	Asbestos Results PLM %	Other Fibrous %	Non Fibrous %	SOF-V Results %	Gravimetric (NOB) Results %
Gravimetric (NOB) Required ☑	Color Wh. Texture 4	Morphology ___ / ___ Extinction ___ / ___	Chrysotile	Cellulose Inc. Ext./ ribbony	Mineral Filler	Organic	Organic
Recommended ☐	Homogeneity V			Glass fiber Isotropic	Binders	Floats	Residue
SM-V PREP ☐	Yes No	RI ⊥ ___ / ___ RI II ___ / ___	Amosite				
Gravimetric PREP ☐	# of Layers Vermiculite ☐ ☑	Color,					
	Asbestos ☐ ☐	DS Color ___ / ___ Pleo ___ / ___	Other	Other	Vermiculite	Acid Soluble	Carbonate
Gravimetric (NOB) PLM ☐	Color of Layer ___ % Estimated Concentration ___	Biref ___ / ___ Sign ___ / ___			Other	Residule	Vermiculite
Gravimetric (NOB) TEM ☐	Comments: If no vermiculite is reported indicates that no vermiculite is detected.			Q.C. ☐		Asbestos	Asbestos
Point Count Results on the Back	Method: ☒ ELAP ☐ EPA ☐ OTHER ☐ SCANNING OPTION: ELAP (PC) or EPA Report zero if first 4 preps Asbestos = 0						

2 Field No.: 190	Stereoscopic Exam	PLM Optical Properties	Asbestos Results PLM %	Other Fibrous %	Non Fibrous %	SOF-V Results %	Gravimetric (NOB) Results %
Gravimetric (NOB) Required ☐	Color Wh. Texture 4	Morphology ___ / ___ Extinction ___ / ___	Chrysotile	Cellulose Inc. Ext./ ribbony	Mineral Filler	Organic	Organic
Recommended ☐	Homogeneity V			Glass fiber Isotropic	Binders	Floats	Residue
SM-V PREP ☐	Yes No	RI ⊥ ___ / ___ RI II ___ / ___	Amosite				
Gravimetric PREP ☐	# of Layers Vermiculite ☐ ☑	Color,					
	Asbestos ☐ ☐	DS Color ___ / ___ Pleo ___ / ___	Other	Other	Vermiculite	Acid Soluble	Carbonate
Gravimetric (NOB) PLM ☐	Color of Layer ___ % Estimated Concentration ___	Biref ___ / ___ Sign ___ / ___			Other	Residule	Vermiculite
Gravimetric (NOB) TEM ☐	Comments: If no vermiculite is reported indicates that no vermiculite is detected.			Q.C. ☐		Asbestos	Asbestos
Point Count Results on the Back	Method: ☒ ELAP ☐ EPA ☐ OTHER ☐ SCANNING OPTION: ELAP (PC) or EPA Report zero if first 4 preps Asbestos = 0						

3 Field No.: 191	Stereoscopic Exam	PLM Optical Properties	Asbestos Results PLM %	Other Fibrous %	Non Fibrous %	SOF-V Results %	Gravimetric (NOB) Results %
Gravimetric (NOB) Required ☑	Color Wh/L Texture 4	Morphology ___ / ___ Extinction ___ / ___	Chrysotile	Cellulose Inc. Ext./ ribbony	Mineral Filler	Organic	Organic
Recommended ☐	Homogeneity V			Glass fiber Isotropic	Binders	Floats	Residue
SM-V PREP ☐	Yes No	RI ⊥ ___ / ___ RI II ___ / ___	Amosite				
Gravimetric PREP ☐	# of Layers Vermiculite ☐ ☐	Color,					
	Asbestos ☐ ☐	DS Color ___ / ___ Pleo ___ / ___	Other	Other	Vermiculite	Acid Soluble	Carbonate
Gravimetric (NOB) PLM ☐	Color of Layer ___ % Estimated Concentration ___	Biref ___ / ___ Sign ___ / ___			Other	Residule	Vermiculite
Gravimetric (NOB) TEM ☐	Comments: If no vermiculite is reported indicates that no vermiculite is detected.			Q.C. ☐		Asbestos	Asbestos
Point Count Results on the Back	Method: ☒ ELAP ☐ EPA ☐ OTHER ☐ SCANNING OPTION: ELAP (PC) or EPA Report zero if first 4 preps Asbestos = 0						

4 Field No.: 192	Stereoscopic Exam	PLM Optical Properties	Asbestos Results PLM %	Other Fibrous %	Non Fibrous %	SOF-V Results %	Gravimetric (NOB) Results %
Gravimetric (NOB) Required ☑	Color Wh/L Texture 4	Morphology ___ / ___ Extinction ___ / ___	Chrysotile	Cellulose Inc. Ext./ ribbony	Mineral Filler	Organic	Organic
Recommended ☐	Homogeneity V			Glass fiber Isotropic	Binders	Floats	Residue
SM-V PREP ☐	Yes No	RI ⊥ ___ / ___ RI II ___ / ___	Amosite				
Gravimetric PREP ☐	# of Layers Vermiculite ☐ ☐	Color,					
	Asbestos ☐ ☐	DS Color ___ / ___ Pleo ___ / ___	Other	Other	Vermiculite	Acid Soluble	Carbonate
Gravimetric (NOB) PLM ☐	Color of Layer ___ % Estimated Concentration ___	Biref ___ / ___ Sign ___ / ___			Other	Residule	Vermiculite
Gravimetric (NOB) TEM ☐	Comments: If no vermiculite is reported indicates that no vermiculite is detected.			Q.C. ☐		Asbestos	Asbestos
Point Count Results on the Back	Method: ☒ ELAP ☐ EPA ☐ OTHER ☐ SCANNING OPTION: ELAP (PC) or EPA Report zero if first 4 preps Asbestos = 0						

BULK ASBESTOS ANALYSIS SHEET

NVLAP (TESTING): 200640 ELAP: 11764

PRECISION ENVIRONMENTAL INC.
36-15A 23rd Street, LIC, NY 11106
Phone: 718.383.2626, Fax: 718.383.7780

Client Name: Ronnette Riley Architect	Project Name: 360 Adams Street, Brooklyn, NY 11201	
Project No.:	Microscope No.: 1	Temp: 26.1°C
Batch No.: 22-5176	Analyst Name: Jianhua Zhou	Date of Analysis: 2/28/23

1 Field No.: 193	Stereoscopic Exam	PLM Optical Properties	Asbestos Results PLM %	Other Fibrous %	Non Fibrous %	SOF-V Results %	Gravimetric (NOB) Results %
Gravimetric (NOB) Required ☑	Color Br. Texture 4	Morphology ___ / ___ Extinction ___ / ___	___ Chrysotile	___ Cellulose Inc. Ext./ ribbony	___ Mineral Filler	___ Organic	___ Organic
Recommended ☐ SM-V PREP ☐	Homogeneity Y Yes No	RI ⊥ ___ / ___ RI ∥ ___ / ___	___ Amosite	___ Glass fiber Isotropic	___ Binders	___ Floats	___ Residue
Gravimetric PREP ☐	# of Layers Vermiculite ☐ ☑ Asbestos ☐ ☐	DS Color ___ / ___ Color, Pleo ___ / ___	___ Other	___ Other	___ Vermiculite	___ Acid Soluble	___ Carbonate
Gravimetric (NOB) PLM ☐	Color of Layer ___ % Estimated Concentration ___	Biref ___ / ___ Sign ___ / ___			___ Other	___ Residule	___ Vermiculite
Gravimetric (NOB) TEM ☐	Comments: If no vermiculite is reported indicates that no vermiculite is detected.			Q.C. ☐		___ Asbestos	___ Asbestos
Point Count Results on the Back	Method: ☒ ELAP ☐ EPA ☐ OTHER ☐ SCANNING OPTION: ELAP (PC) or EPA		Report zero if first 4 preps Asbestos = 0				

2 Field No.: 194	Stereoscopic Exam	PLM Optical Properties	Asbestos Results PLM %	Other Fibrous %	Non Fibrous %	SOF-V Results %	Gravimetric (NOB) Results %
Gravimetric (NOB) Required ☑	Color Br. Texture 4	Morphology ___ / ___ Extinction ___ / ___	___ Chrysotile	___ Cellulose Inc. Ext./ ribbony	___ Mineral Filler	___ Organic	___ Organic
Recommended ☐ SM-V PREP ☐	Homogeneity Y Yes No	RI ⊥ ___ / ___ RI ∥ ___ / ___	___ Amosite	___ Glass fiber Isotropic	___ Binders	___ Floats	___ Residue
Gravimetric PREP ☐	# of Layers Vermiculite ☐ ☐ Asbestos ☐ ☑	DS Color ___ / ___ Color, Pleo ___ / ___	___ Other	___ Other	___ Vermiculite	___ Acid Soluble	___ Carbonate
Gravimetric (NOB) PLM ☐	Color of Layer ___ % Estimated Concentration ___	Biref ___ / ___ Sign ___ / ___			___ Other	___ Residule	___ Vermiculite
Gravimetric (NOB) TEM ☐	Comments: If no vermiculite is reported indicates that no vermiculite is detected.			Q.C. ☐		___ Asbestos	___ Asbestos
Point Count Results on the Back	Method: ☒ ELAP ☐ EPA ☐ OTHER ☐ SCANNING OPTION: ELAP (PC) or EPA		Report zero if first 4 preps Asbestos = 0				

3 Field No.: 195	Stereoscopic Exam	PLM Optical Properties	Asbestos Results PLM %	Other Fibrous %	Non Fibrous %	SOF-V Results %	Gravimetric (NOB) Results %
Gravimetric (NOB) Required ☐	Color Gray Texture F	Morphology ___ / ___ Extinction ___ / ___	Chrysotile	___ Cellulose Inc. Ext./ ribbony	100 Mineral Filler	___ Organic	___ Organic
Recommended ☐ SM-V PREP ☐	Homogeneity Y Yes No	RI ⊥ ___ / ___ RI ∥ ___ / ___	Amosite	___ Glass fiber Isotropic	___ Binders	___ Floats	___ Residue
Gravimetric PREP ☐	# of Layers Vermiculite ☐ ☑ Asbestos ☐ ☐	DS Color ___ / ___ Color, Pleo ___ / ___	Other	___ Other	0 Vermiculite	___ Acid Soluble	___ Carbonate
Gravimetric (NOB) PLM ☐	Color of Layer ___ % Estimated Concentration ___	Biref ___ / ___ Sign ___ / ___			___ Other	___ Residule	___ Vermiculite
Gravimetric (NOB) TEM ☐	Comments: If no vermiculite is reported indicates that no vermiculite is detected.			Q.C. ☐		___ Asbestos	___ Asbestos
Point Count Results on the Back	Method: ☒ ELAP ☐ EPA ☐ OTHER ☑ SCANNING OPTION: ELAP (PC) or EPA		Report zero if first 4 preps Asbestos = 0				

4 Field No.: 196	Stereoscopic Exam	PLM Optical Properties	Asbestos Results PLM %	Other Fibrous %	Non Fibrous %	SOF-V Results %	Gravimetric (NOB) Results %
Gravimetric (NOB) Required ☐	Color Gray Texture F	Morphology ___ / ___ Extinction ___ / ___	Chrysotile	___ Cellulose Inc. Ext./ ribbony	100 Mineral Filler	___ Organic	___ Organic
Recommended ☐ SM-V PREP ☐	Homogeneity Y Yes No	RI ⊥ ___ / ___ RI ∥ ___ / ___	Amosite	___ Glass fiber Isotropic	___ Binders	___ Floats	___ Residue
Gravimetric PREP ☐	# of Layers Vermiculite ☐ ☐ Asbestos ☐ ☐	DS Color ___ / ___ Color, Pleo ___ / ___	Other	___ Other	2 Vermiculite	___ Acid Soluble	___ Carbonate
Gravimetric (NOB) PLM ☐	Color of Layer ___ % Estimated Concentration ___	Biref ___ / ___ Sign ___ / ___			___ Other	___ Residule	___ Vermiculite
Gravimetric (NOB) TEM ☐	Comments: If no vermiculite is reported indicates that no vermiculite is detected.			Q.C. ☐		___ Asbestos	___ Asbestos
Point Count Results on the Back	Method: ☒ ELAP ☐ EPA ☐ OTHER ☐ SCANNING OPTION: ELAP (PC) or EPA		Report zero if first 4 preps Asbestos = 0				

BULK ASBESTOS ANALYSIS SHEET

NVLAP (TESTING): 200640 ELAP: 11764

PRECISION ENVIRONMENTAL INC.
36-15A 23rd Street, LIC, NY 11106
Phone: 718.383.2626, Fax: 718.383.7780

Client Name: Ronnette Riley Architect	Project Name: 360 Adams Street, Brooklyn, NY 11201	
Project No.:	Microscope No.: 1	Temp: 26.1°C
Batch No.: 22-5176	Analyst Name: Jianhua Zhou	Date of Analysis: 2/28/23

1 Field No.: 197	Stereoscopic Exam	PLM Optical Properties	Asbestos Results PLM %	Other Fibrous %	Non Fibrous %	SOF-V Results %	Gravimetric (NOB) Results %
Gravimetric (NOB) Required ☐	Color Gray Texture F	Morphology ___ / ___ Extinction ___ / ___	Chrysotile	Cellulose Inc. Ext./ ribbony	100 Mineral Filler	Organic	Organic
Recommended ☐	Homogeneity Y	RI ⊥ ___ / ___ RI II ___ / ___	Amosite	Glass fiber Isotropic	Binders	Floats	Residue
SM-V PREP ☐	# of Layers Vermiculite ☐ ☑ Asbestos ☐ ☑	DS Color ___ / ___ Color, Pleo ___ / ___	Other	Other	0 Vermiculite	Acid Soluble	Carbonate
Gravimetric PREP ☐	Color of Layer ___ % Estimated Concentration ___	Biref ___ / ___ Sign ___ / ___			Other	Residule	Vermiculite
Gravimetric (NOB) PLM ☐	Comments: If no vermiculite is reported indicates that no vermiculite is detected.			Q.C. ☐		Asbestos	Asbestos
Gravimetric (NOB) TEM ☐							
Point Count Results on the Back	Method: ☒ ELAP ☐ EPA ☐ OTHER ☑ SCANNING OPTION: ELAP (PC) or EPA			Report zero if first 4 preps Asbestos = 0			

2 Field No.: 198	Stereoscopic Exam	PLM Optical Properties	Asbestos Results PLM %	Other Fibrous %	Non Fibrous %	SOF-V Results %	Gravimetric (NOB) Results %
Gravimetric (NOB) Required ☐	Color Gray Texture F	Morphology ___ / ___ Extinction ___ / ___	Chrysotile	Cellulose Inc. Ext./ ribbony	100 Mineral Filler	Organic	Organic
Recommended ☐	Homogeneity Y	RI ⊥ ___ / ___ RI II ___ / ___	Amosite	Glass fiber Isotropic	Binders	Floats	Residue
SM-V PREP ☐	# of Layers Vermiculite ☐ ☑ Asbestos ☐ ☐	DS Color ___ / ___ Color, Pleo ___ / ___	Other	Other	0 Vermiculite	Acid Soluble	Carbonate
Gravimetric PREP ☐	Color of Layer ___ % Estimated Concentration ___	Biref ___ / ___ Sign ___ / ___			Other	Residule	Vermiculite
Gravimetric (NOB) PLM ☐	Comments: If no vermiculite is reported indicates that no vermiculite is detected.			Q.C. ☐		Asbestos	Asbestos
Gravimetric (NOB) TEM ☐							
Point Count Results on the Back	Method: ☒ ELAP ☐ EPA ☐ OTHER ☑ SCANNING OPTION: ELAP (PC) or EPA			Report zero if first 4 preps Asbestos = 0			

3 Field No.: 199	Stereoscopic Exam	PLM Optical Properties	Asbestos Results PLM %	Other Fibrous %	Non Fibrous %	SOF-V Results %	Gravimetric (NOB) Results %
Gravimetric (NOB) Required ☐	Color Tan Texture F	Morphology ___ / ___ Extinction ___ / ___	Chrysotile	Cellulose Inc. Ext./ ribbony	100 Mineral Filler	Organic	Organic
Recommended ☐	Homogeneity Y	RI ⊥ ___ / ___ RI II ___ / ___	Amosite	Glass fiber Isotropic	Binders	Floats	Residue
SM-V PREP ☐	# of Layers Vermiculite ☐ ☑ Asbestos ☐ ☐	DS Color ___ / ___ Color, Pleo ___ / ___	Other	Other	0 Vermiculite	Acid Soluble	Carbonate
Gravimetric PREP ☐	Color of Layer ___ % Estimated Concentration ___	Biref ___ / ___ Sign ___ / ___			Other	Residule	Vermiculite
Gravimetric (NOB) PLM ☐	Comments: If no vermiculite is reported indicates that no vermiculite is detected.			Q.C. ☐		Asbestos	Asbestos
Gravimetric (NOB) TEM ☐							
Point Count Results on the Back	Method: ☒ ELAP ☐ EPA ☐ OTHER ☑ SCANNING OPTION: ELAP (PC) or EPA			Report zero if first 4 preps Asbestos = 0			

4 Field No.: 200	Stereoscopic Exam	PLM Optical Properties	Asbestos Results PLM %	Other Fibrous %	Non Fibrous %	SOF-V Results %	Gravimetric (NOB) Results %
Gravimetric (NOB) Required ☐	Color Gray Texture F	Morphology ___ / ___ Extinction ___ / ___	Chrysotile	Cellulose Inc. Ext./ ribbony	100 Mineral Filler	Organic	Organic
Recommended ☐	Homogeneity Y	RI ⊥ ___ / ___ RI II ___ / ___	Amosite	Glass fiber Isotropic	Binders	Floats	Residue
SM-V PREP ☐	# of Layers Vermiculite ☐ ☐ Asbestos ☐ ☐	DS Color ___ / ___ Color, Pleo ___ / ___	Other	Other	0 Vermiculite	Acid Soluble	Carbonate
Gravimetric PREP ☐	Color of Layer ___ % Estimated Concentration ___	Biref ___ / ___ Sign ___ / ___			Other	Residule	Vermiculite
Gravimetric (NOB) PLM ☐	Comments: If no vermiculite is reported indicates that no vermiculite is detected.			Q.C. ☑		Asbestos	Asbestos
Gravimetric (NOB) TEM ☐							
Point Count Results on the Back	Method: ☒ ELAP ☐ EPA ☐ OTHER ☑ SCANNING OPTION: ELAP (PC) or EPA			Report zero if first 4 preps Asbestos = 0			

BULK ASBESTOS ANALYSIS SHEET

NVLAP (TESTING): 200640 ELAP: 11764

PRECISION ENVIRONMENTAL INC.
36-15A 23rd Street, LIC, NY 11106
Phone: 718.383.2626, Fax: 718.383.7780

Client Name: Ronnette Riley Architect		Project Name: 360 Adams Street, Brooklyn, NY 11201	
Project No.:		Microscope No.: 1	Temp: 26.1°C
Batch No.: 22-5176	Analyst Name: Jianhua Zhou	Date of Analysis: 2/28/23	

1 Field No.: 201

Stereoscopic Exam: Color Blk Texture 4 Homogeneity 4 # of Layers ____ Color of Layer ____ % Estimated Concentration ____ Comments: If no vermiculite is reported indicates that no vermiculite is detected.

PLM Optical Properties: Morphology ____/____ Extinction ____/____ RI ⊥ ____/____ RI ∥ ____/____ DS Color ____/____ Color, Pleo ____/____ Biref ____/____ Sign ____/____

Asbestos Results PLM %: Chrysotile; Amosite; Other

Other Fibrous %: Cellulose Inc. Ext./ ribbony; Glass fiber Isotropic; Other

Non Fibrous %: Mineral Filler; Binders; Vermiculite; Other

SOF-V Results %: Organic; Floats; Acid Soluble; Residule; Asbestos

Gravimetric (NOB) Results %: Organic; Residue; Carbonate; Vermiculite; Asbestos

Gravimetric (NOB) Required ☑ Recommended ☐ SM-V PREP ☐ Gravimetric PREP ☐ Gravimetric (NOB) PLM ☐ Gravimetric (NOB) TEM ☐

Vermiculite ☐ ☑ Asbestos ☐ ☑

Q.C. ☐

Point Count Results on the Back | Method: ☒ ELAP ☐ EPA ☐ OTHER ☐ SCANNING OPTION: ELAP (PC) or EPA Report zero if first 4 preps Asbestos = 0

2 Field No.: 202

Stereoscopic Exam: Color Blk Texture 4 Homogeneity 4 # of Layers 1 Color of Layer ____ % Estimated Concentration ____ Comments: If no vermiculite is reported indicates that no vermiculite is detected.

PLM Optical Properties: Morphology ____/____ Extinction ____/____ RI ⊥ ____/____ RI ∥ ____/____ DS Color ____/____ Color, Pleo ____/____ Biref ____/____ Sign ____/____

Asbestos Results PLM %: Chrysotile; Amosite; Other

Other Fibrous %: Cellulose Inc. Ext./ ribbony; Glass fiber Isotropic; Other

Non Fibrous %: Mineral Filler; Binders; Vermiculite; Other

SOF-V Results %: Organic; Floats; Acid Soluble; Residule; Asbestos

Gravimetric (NOB) Results %: Organic; Residue; Carbonate; Vermiculite; Asbestos

Gravimetric (NOB) Required ☑ Recommended ☐ SM-V PREP ☐ Gravimetric PREP ☐ Gravimetric (NOB) PLM ☐ Gravimetric (NOB) TEM ☐

Vermiculite ☐ ☐ Asbestos ☐ ☐

Q.C. ☐

Point Count Results on the Back | Method: ☒ ELAP ☐ EPA ☐ OTHER ☐ SCANNING OPTION: ELAP (PC) or EPA Report zero if first 4 preps Asbestos = 0

3 Field No.: 203

Stereoscopic Exam: Color Blk Texture 4 Homogeneity 4 # of Layers 1 Color of Layer ____ % Estimated Concentration ____ Comments: If no vermiculite is reported indicates that no vermiculite is detected.

PLM Optical Properties: Morphology ____/____ Extinction ____/____ RI ⊥ ____/____ RI ∥ ____/____ DS Color ____/____ Color, Pleo ____/____ Biref ____/____ Sign ____/____

Asbestos Results PLM %: Chrysotile; Amosite; Other

Other Fibrous %: Cellulose Inc. Ext./ ribbony; Glass fiber Isotropic; Other

Non Fibrous %: Mineral Filler; Binders; Vermiculite; Other

SOF-V Results %: Organic; Floats; Acid Soluble; Residule; Asbestos

Gravimetric (NOB) Results %: Organic; Residue; Carbonate; Vermiculite; Asbestos

Gravimetric (NOB) Required ☑ Recommended ☐ SM-V PREP ☐ Gravimetric PREP ☐ Gravimetric (NOB) PLM ☐ Gravimetric (NOB) TEM ☐

Vermiculite ☐ ☑ Asbestos ☐ ☐

Q.C. ☐

Point Count Results on the Back | Method: ☒ ELAP ☐ EPA ☐ OTHER ☐ SCANNING OPTION: ELAP (PC) or EPA Report zero if first 4 preps Asbestos = 0

4 Field No.: 204

Stereoscopic Exam: Color Tan Texture 4 Homogeneity 4 # of Layers ____ Color of Layer ____ % Estimated Concentration ____ Comments: If no vermiculite is reported indicates that no vermiculite is detected.

PLM Optical Properties: Morphology ____/____ Extinction ____/____ RI ⊥ ____/____ RI ∥ ____/____ DS Color ____/____ Color, Pleo ____/____ Biref ____/____ Sign ____/____

Asbestos Results PLM %: Chrysotile; Amosite; Other

Other Fibrous %: Cellulose Inc. Ext./ ribbony; Glass fiber Isotropic; Other

Non Fibrous %: 100 Mineral Filler; Binders; 0 Vermiculite; Other

SOF-V Results %: Organic; Floats; Acid Soluble; Residule; Asbestos

Gravimetric (NOB) Results %: Organic; Residue; Carbonate; Vermiculite; Asbestos

Gravimetric (NOB) Required ☐ Recommended ☐ SM-V PREP ☐ Gravimetric PREP ☐ Gravimetric (NOB) PLM ☐ Gravimetric (NOB) TEM ☐

Vermiculite ☐ ☑ Asbestos ☐ ☑

Q.C. ☐

Point Count Results on the Back | Method: ☒ ELAP ☐ EPA ☐ OTHER ☑ SCANNING OPTION: ELAP (PC) or EPA Report zero if first 4 preps Asbestos = 0

BULK ASBESTOS ANALYSIS SHEET

NVLAP (TESTING): 200640 ELAP: 11764

PRECISION ENVIRONMENTAL INC.
36-15A 23rd Street, LIC, NY 11106
Phone: 718.383.2626, Fax: 718.383.7780

Client Name: Ronnette Riley Architect		Project Name: 360 Adams Street, Brooklyn, NY 11201	
Project No.:		Microscope No.: 1	Temp: 26.1°C
Batch No.: 22-5176	Analyst Name: Jianhua Zhou	Date of Analysis: 2/28/23	

1 Field No.: 205

Stereoscopic Exam: Color Beige Texture F; Homogeneity Y; # of Layers ____; Vermiculite ☐ ☑; Asbestos ☐ ☐; Color of Layer ____; % Estimated Concentration ____

PLM Optical Properties: Morphology ____ / ____ Extinction ____ / ____; RI ⊥ ____ / ____ RI ∥ ____ / ____; DS Color ____ / ____ Color, Pleo ____ / ____; Biref ____ / ____ Sign ____ / ____

Asbestos Results PLM %: Chrysotile; Amosite; Other

Other Fibrous %: Cellulose Inc. Ext./ ribbony; Glass fiber Isotropic; Other

Non Fibrous %: 100 Mineral Filler; Binders; 0 Vermiculite; Other

SOF-V Results %: Organic; Floats; Acid Soluble; Residue; Asbestos

Gravimetric (NOB) Results %: Organic; Residue; Carbonate; Vermiculite; Asbestos

Gravimetric (NOB) Required ☐ Recommended ☐ SM-V PREP ☐ Gravimetric PREP ☐ Gravimetric (NOB) PLM ☐ Gravimetric (NOB) TEM ☐

Comments: If no vermiculite is reported indicates that no vermiculite is detected.

Q.C. ☐

Point Count Results on the Back | Method: ☒ ELAP ☐ EPA ☐ OTHER ☑ SCANNING OPTION: ELAP (PC) or EPA Report zero if first 4 preps Asbestos = 0

2 Field No.: 206

Stereoscopic Exam: Color Beige Texture F; Homogeneity Y; # of Layers 1; Vermiculite ☐ ☑; Asbestos ☐ ☐; Color of Layer ____; % Estimated Concentration ____

PLM Optical Properties: Morphology ____ / ____ Extinction ____ / ____; RI ⊥ ____ / ____ RI ∥ ____ / ____; DS Color ____ / ____ Color, Pleo ____ / ____; Biref ____ / ____ Sign ____ / ____

Asbestos Results PLM %: Chrysotile; Amosite; Other

Other Fibrous %: Cellulose Inc. Ext./ ribbony; Glass fiber Isotropic; Other

Non Fibrous %: 100 Mineral Filler; Binders; 0 Vermiculite; Other

SOF-V Results %: Organic; Floats; Acid Soluble; Residue; Asbestos

Gravimetric (NOB) Results %: Organic; Residue; Carbonate; Vermiculite; Asbestos

Gravimetric (NOB) Required ☐ Recommended ☐ SM-V PREP ☐ Gravimetric PREP ☐ Gravimetric (NOB) PLM ☐ Gravimetric (NOB) TEM ☐

Comments: If no vermiculite is reported indicates that no vermiculite is detected.

Q.C. ☐

Point Count Results on the Back | Method: ☒ ELAP ☐ EPA ☐ OTHER ☑ SCANNING OPTION: ELAP (PC) or EPA Report zero if first 4 preps Asbestos = 0

3 Field No.: 207

Stereoscopic Exam: Color Yellow Texture CG; Homogeneity Y; # of Layers 1; Vermiculite ☐ ☑; Asbestos ☐ ☐; Color of Layer ____; % Estimated Concentration ____

PLM Optical Properties: Morphology ____ / ____ Extinction ____ / ____; RI ⊥ ____ / ____ RI ∥ ____ / ____; DS Color ____ / ____ Color, Pleo ____ / ____; Biref ____ / ____ Sign ____ / ____

Asbestos Results PLM %: Chrysotile; Amosite; Other

Other Fibrous %: Cellulose Inc. Ext./ ribbony; Glass fiber Isotropic; Other

Non Fibrous %: Mineral Filler; Binders; Vermiculite; Other

SOF-V Results %: Organic; Floats; Acid Soluble; Residue; Asbestos

Gravimetric (NOB) Results %: Organic; Residue; Carbonate; Vermiculite; Asbestos

Gravimetric (NOB) Required ☑ Recommended ☐ SM-V PREP ☐ Gravimetric PREP ☐ Gravimetric (NOB) PLM ☐ Gravimetric (NOB) TEM ☐

Comments: If no vermiculite is reported indicates that no vermiculite is detected.

Q.C. ☐

Point Count Results on the Back | Method: ☒ ELAP ☐ EPA ☐ OTHER ☐ SCANNING OPTION: ELAP (PC) or EPA Report zero if first 4 preps Asbestos = 0

4 Field No.: 208

Stereoscopic Exam: Color Yellow/Green CG; Homogeneity Y; # of Layers 1; Vermiculite ☐ ☑; Asbestos ☐ ☐; Color of Layer ____; % Estimated Concentration ____

PLM Optical Properties: Morphology ____ / ____ Extinction ____ / ____; RI ⊥ ____ / ____ RI ∥ ____ / ____; DS Color ____ / ____ Color, Pleo ____ / ____; Biref ____ / ____ Sign ____ / ____

Asbestos Results PLM %: Chrysotile; Amosite; Other

Other Fibrous %: Cellulose Inc. Ext./ ribbony; Glass fiber Isotropic; Other

Non Fibrous %: Mineral Filler; Binders; Vermiculite; Other

SOF-V Results %: Organic; Floats; Acid Soluble; Residue; Asbestos

Gravimetric (NOB) Results %: Organic; Residue; Carbonate; Vermiculite; Asbestos

Gravimetric (NOB) Required ☑ Recommended ☐ SM-V PREP ☐ Gravimetric PREP ☐ Gravimetric (NOB) PLM ☐ Gravimetric (NOB) TEM ☐

Comments: If no vermiculite is reported indicates that no vermiculite is detected.

Q.C. ☐

Point Count Results on the Back | Method: ☒ ELAP ☐ EPA ☐ OTHER ☐ SCANNING OPTION: ELAP (PC) or EPA Report zero if first 4 preps Asbestos = 0

BULK ASBESTOS ANALYSIS SHEET

NVLAP (TESTING): 200640 ELAP: 11764

PRECISION ENVIRONMENTAL INC.
36-15A 23rd Street, LIC, NY 11106
Phone: 718.383.2626, Fax: 718.383.7780

Client Name: Ronnette Riley Architect	Project Name: 360 Adams Street, Brooklyn, NY 11201	
Project No.:	Microscope No.: 1	Temp: 26.1°C
Batch No.: 22-5176	Analyst Name: Jianhua Zhou	Date of Analysis: 2/28/23

1 Field No.: 209

Stereoscopic Exam	PLM Optical Properties	Asbestos Results PLM %	Other Fibrous %	Non Fibrous %	SOF-V Results %	Gravimetric (NOB) Results %
Gravimetric (NOB) Required ☐	Color Gray Texture F	Morphology W / Extinction V /	3.0 Chrysotile	Cellulose Inc. Ext./ ribbony	97 Mineral Filler	Organic	Organic
Recommended ☐	Homogeneity V	RI ⊥ 1.549 RI II 1.568	Amosite	Glass fiber Isotropic	Binders	Floats	Residue
SM-V PREP ☐	# of Layers Yes No						
Gravimetric PREP ☐	Vermiculite ☐ ☑ Asbestos ☑ ☐	DS Color W Color, Pleo W /	Other	Other	0 Vermiculite	Acid Soluble	Carbonate
Gravimetric (NOB) PLM ☐	Color of Layer % Estimated Concentration	Bref 4 / Sign F /			Other	Residule	Vermiculite
Gravimetric (NOB) TEM ☐	Comments: If no vermiculite is reported indicates that no vermiculite is detected.		Q.C. ☑			Asbestos	Asbestos
Point Count Results on the Back	Method: ☒ ELAP ☐ EPA ☐ OTHER ☐ SCANNING OPTION: ELAP (PC) or EPA Report zero if first 4 preps Asbestos = 0						

2 Field No.: 210

Stereoscopic Exam	PLM Optical Properties	Asbestos Results PLM %	Other Fibrous %	Non Fibrous %	SOF-V Results %	Gravimetric (NOB) Results %
Gravimetric (NOB) Required ☐	Color Texture	Morphology / Extinction /	Chrysotile	Cellulose Inc. Ext./ ribbony	Mineral Filler	Organic	Organic
Recommended ☐	Homogeneity Yes No	RI ⊥ / RI II /	Amosite	Glass fiber Isotropic	Binders	Floats	Residue
SM-V PREP ☐	# of Layers Vermiculite ☐ ☐ Asbestos ☐ ☐	DS Color / Color, Pleo /	Other	Other	Vermiculite	Acid Soluble	Carbonate
Gravimetric PREP ☐	Color of Layer % Estimated Concentration	Bref / Sign /			Other	Residule	Vermiculite
Gravimetric (NOB) PLM ☐	Comments: If no vermiculite is reported indicates that no vermiculite is detected. See 209		Q.C. ☐			Asbestos	Asbestos
Gravimetric (NOB) TEM ☐							
Point Count Results on the Back	Method: ☒ ELAP ☐ EPA ☐ OTHER ☐ SCANNING OPTION: ELAP (PC) or EPA Report zero if first 4 preps Asbestos = 0						

3 Field No.: 211

Stereoscopic Exam	PLM Optical Properties	Asbestos Results PLM %	Other Fibrous %	Non Fibrous %	SOF-V Results %	Gravimetric (NOB) Results %
Gravimetric (NOB) Required ☐	Color Texture	Morphology / Extinction /	Chrysotile	Cellulose Inc. Ext./ ribbony	Mineral Filler	Organic	Organic
Recommended ☐	Homogeneity Yes No	RI ⊥ / RI II /	Amosite	Glass fiber Isotropic	Binders	Floats	Residue
SM-V PREP ☐	# of Layers Vermiculite ☐ ☐ Asbestos ☐ ☐	DS Color / Color, Pleo /	Other	Other	Vermiculite	Acid Soluble	Carbonate
Gravimetric PREP ☐	Color of Layer % Estimated Concentration	Bref / Sign /			Other	Residule	Vermiculite
Gravimetric (NOB) PLM ☐	Comments: If no vermiculite is reported indicates that no vermiculite is detected. See 209		Q.C. ☐			Asbestos	Asbestos
Gravimetric (NOB) TEM ☐							
Point Count Results on the Back	Method: ☒ ELAP ☐ EPA ☐ OTHER ☐ SCANNING OPTION: ELAP (PC) or EPA Report zero if first 4 preps Asbestos = 0						

4 Field No.: 212

Stereoscopic Exam	PLM Optical Properties	Asbestos Results PLM %	Other Fibrous %	Non Fibrous %	SOF-V Results %	Gravimetric (NOB) Results %
Gravimetric (NOB) Required ☑	Color Orange Texture F	Morphology / Extinction /	Chrysotile	Cellulose Inc. Ext./ ribbony	Mineral Filler	Organic	Organic
Recommended ☐	Homogeneity V	RI ⊥ / RI II /	Amosite	Glass fiber Isotropic	Binders	Floats	Residue
SM-V PREP ☐	# of Layers Vermiculite ☐ ☑ Asbestos ☐ ☐	DS Color / Color, Pleo /	Other	Other	Vermiculite	Acid Soluble	Carbonate
Gravimetric PREP ☐	Color of Layer % Estimated Concentration	Bref / Sign /			Other	Residule	Vermiculite
Gravimetric (NOB) PLM ☐	Comments: If no vermiculite is reported indicates that no vermiculite is detected.		Q.C. ☐			Asbestos	Asbestos
Gravimetric (NOB) TEM ☐							
Point Count Results on the Back	Method: ☒ ELAP ☐ EPA ☐ OTHER ☐ SCANNING OPTION: ELAP (PC) or EPA Report zero if first 4 preps Asbestos = 0						

BULK ASBESTOS ANALYSIS SHEET

NVLAP (TESTING): 200640 ELAP: 11764

PRECISION ENVIRONMENTAL INC.
36-15A 23rd Street, LIC, NY 11106
Phone: 718.383.2626, Fax: 718.383.7780

Client Name: Ronnette Riley Architect	Project Name: 360 Adams Street, Brooklyn, NY 11201	
Project No.:	Microscope No.: 1	Temp: 26.1°C
Batch No.: 22-5176	Analyst Name: Jianhua Zhou	Date of Analysis: 2/28/23

1 Field No.: 213	Stereoscopic Exam	PLM Optical Properties	Asbestos Results PLM %	Other Fibrous %	Non Fibrous %	SOF-V Results %	Gravimetric (NOB) Results %
Gravimetric (NOB) Required ☑	Color Red Texture 4	Morphology ___ / ___ Extinction ___ / ___	Chrysotile	Cellulose Inc. Ext./ ribbony	Mineral Filler	Organic	Organic
Recommended ☐	Homogeneity Y			Glass fiber Isotropic	Binders	Floats	Residue
SM-V PREP ☐	Yes No	RI ⊥ ___ / ___ RI II ___ / ___	Amosite				
Gravimetric PREP ☐	# of Layers Vermiculite ☐ ☑	Color,					
	Asbestos ☐ ☐	DS Color ___ / ___ Pleo ___ / ___	Other	Other	Vermiculite	Acid Soluble	Carbonate
Gravimetric (NOB) PLM ☐	Color of Layer ___ % Estimated Concentration ___	Biref ___ / ___ Sign ___ / ___			Other	Residule	Vermiculite
Gravimetric (NOB) TEM ☐	Comments: If no vermiculite is reported indicates that no vermiculite is detected.			Q.C. ☐		Asbestos	Asbestos
Point Count Results on the Back	Method: ☒ ELAP ☐ EPA ☐ OTHER ☐ SCANNING OPTION: ELAP (PC) or EPA Report zero if first 4 preps Asbestos = 0						

2 Field No.: 214	Stereoscopic Exam	PLM Optical Properties	Asbestos Results PLM %	Other Fibrous %	Non Fibrous %	SOF-V Results %	Gravimetric (NOB) Results %
Gravimetric (NOB) Required ☑	Color Yellow Texture 4	Morphology ___ / ___ Extinction ___ / ___	Chrysotile	Cellulose Inc. Ext./ ribbony	Mineral Filler	Organic	Organic
Recommended ☐	Homogeneity Y			Glass fiber Isotropic	Binders	Floats	Residue
SM-V PREP ☐	Yes No	RI ⊥ ___ / ___ RI II ___ / ___	Amosite				
Gravimetric PREP ☐	# of Layers Vermiculite ☐ ☑	Color,					
	Asbestos ☐ ☐	DS Color ___ / ___ Pleo ___ / ___	Other	Other	Vermiculite	Acid Soluble	Carbonate
Gravimetric (NOB) PLM ☐	Color of Layer ___ % Estimated Concentration ___	Biref ___ / ___ Sign ___ / ___			Other	Residule	Vermiculite
Gravimetric (NOB) TEM ☐	Comments: If no vermiculite is reported indicates that no vermiculite is detected.			Q.C. ☐		Asbestos	Asbestos
Point Count Results on the Back	Method: ☒ ELAP ☐ EPA ☐ OTHER ☐ SCANNING OPTION: ELAP (PC) or EPA Report zero if first 4 preps Asbestos = 0						

3 Field No.: 215	Stereoscopic Exam	PLM Optical Properties	Asbestos Results PLM %	Other Fibrous %	Non Fibrous %	SOF-V Results %	Gravimetric (NOB) Results %
Gravimetric (NOB) Required ☑	Color Yellow Texture 4	Morphology ___ / ___ Extinction ___ / ___	Chrysotile	Cellulose Inc. Ext./ ribbony	Mineral Filler	Organic	Organic
Recommended ☐	Homogeneity Y			Glass fiber Isotropic	Binders	Floats	Residue
SM-V PREP ☐	Yes No	RI ⊥ ___ / ___ RI II ___ / ___	Amosite				
Gravimetric PREP ☐	# of Layers Vermiculite ☐ ☐	Color,					
	Asbestos ☐ ☑	DS Color ___ / ___ Pleo ___ / ___	Other	Other	Vermiculite	Acid Soluble	Carbonate
Gravimetric (NOB) PLM ☐	Color of Layer ___ % Estimated Concentration ___	Biref ___ / ___ Sign ___ / ___			Other	Residule	Vermiculite
Gravimetric (NOB) TEM ☐	Comments: If no vermiculite is reported indicates that no vermiculite is detected.			Q.C. ☐		Asbestos	Asbestos
Point Count Results on the Back	Method: ☒ ELAP ☐ EPA ☐ OTHER ☐ SCANNING OPTION: ELAP (PC) or EPA Report zero if first 4 preps Asbestos = 0						

4 Field No.: 216	Stereoscopic Exam	PLM Optical Properties	Asbestos Results PLM %	Other Fibrous %	Non Fibrous %	SOF-V Results %	Gravimetric (NOB) Results %
Gravimetric (NOB) Required ☑	Color Blue Texture 4	Morphology ___ / ___ Extinction ___ / ___	Chrysotile	Cellulose Inc. Ext./ ribbony	Mineral Filler	Organic	Organic
Recommended ☐	Homogeneity Y			Glass fiber Isotropic	Binders	Floats	Residue
SM-V PREP ☐	Yes No	RI ⊥ ___ / ___ RI II ___ / ___	Amosite				
Gravimetric PREP ☐	# of Layers Vermiculite ☐ ☑	Color,					
	Asbestos ☐ ☐	DS Color ___ / ___ Pleo ___ / ___	Other	Other	Vermiculite	Acid Soluble	Carbonate
Gravimetric (NOB) PLM ☐	Color of Layer ___ % Estimated Concentration ___	Biref ___ / ___ Sign ___ / ___			Other	Residule	Vermiculite
Gravimetric (NOB) TEM ☐	Comments: If no vermiculite is reported indicates that no vermiculite is detected.			Q.C. ☐		Asbestos	Asbestos
Point Count Results on the Back	Method: ☒ ELAP ☐ EPA ☐ OTHER ☐ SCANNING OPTION: ELAP (PC) or EPA Report zero if first 4 preps Asbestos = 0						

BULK ASBESTOS ANALYSIS SHEET

NVLAP (TESTING): 200640 ELAP: 11764

PRECISION ENVIRONMENTAL INC.
36-15A 23rd Street, LIC, NY 11106
Phone: 718.383.2626, Fax: 718.383.7780

Client Name: Ronnette Riley Architect	Project Name: 360 Adams Street, Brooklyn, NY 11201	
Project No.:	Microscope No.: 1	Temp: 26.1°C
Batch No.: 22-5176	Analyst Name: Jianhua Zhou	Date of Analysis: 2/28/23

1 Field No.: 217	Stereoscopic Exam	PLM Optical Properties	Asbestos Results PLM %	Other Fibrous %	Non Fibrous %	SOF-V Results %	Gravimetric (NOB) Results %
Gravimetric (NOB) Required ☐	Color Blue Texture 4	Morphology ___ / ___ Extinction ___ / ___	___ Chrysotile	___ Cellulose Inc. Ext./ ribbony	___ Mineral Filler	___ Organic	___ Organic
Recommended ☐ SM-V PREP ☐	Homogeneity V Yes No	RI ⊥ ___ / ___ RI II ___ / ___	___ Amosite	___ Glass fiber Isotropic	___ Binders	___ Floats	___ Residue
Gravimetric PREP ☐	# of Layers ___ Vermiculite ☐ ☑ Asbestos ☐ ☐	DS Color ___ / ___ Color, Pleo ___ / ___	___ Other	___ Other	___ Vermiculite	___ Acid Soluble	___ Carbonate
Gravimetric (NOB) PLM ☐	Color of Layer ___ % Estimated Concentration ___	Biref ___ / ___ Sign ___ / ___			___ Other	___ Residule	___ Vermiculite
Gravimetric (NOB) TEM ☐	Comments: If no vermiculite is reported indicates that no vermiculite is detected.			Q.C. ☐		___ Asbestos	___ Asbestos
Point Count Results on the Back	Method: ☒ ELAP ☐ EPA ☐ OTHER ☐ SCANNING OPTION: ELAP (PC) or EPA Report zero if first 4 preps Asbestos = 0						

2 Field No.: 218	Stereoscopic Exam	PLM Optical Properties	Asbestos Results PLM %	Other Fibrous %	Non Fibrous %	SOF-V Results %	Gravimetric (NOB) Results %
Gravimetric (NOB) Required ☑	Yellow 2 Color Yellow Texture 4	Morphology ___ / ___ Extinction ___ / ___	___ Chrysotile	___ Cellulose Inc. Ext./ ribbony	___ Mineral Filler	___ Organic	___ Organic
Recommended ☐ SM-V PREP ☐	Homogeneity V Yes No	RI ⊥ ___ / ___ RI II ___ / ___	___ Amosite	___ Glass fiber Isotropic	___ Binders	___ Floats	___ Residue
Gravimetric PREP ☐	# of Layers ___ Vermiculite ☐ ☑ Asbestos ☐ ☐	DS Color ___ / ___ Color, Pleo ___ / ___	___ Other	___ Other	___ Vermiculite	___ Acid Soluble	___ Carbonate
Gravimetric (NOB) PLM ☐	Color of Layer ___ % Estimated Concentration ___	Biref ___ / ___ Sign ___ / ___			___ Other	___ Residule	___ Vermiculite
Gravimetric (NOB) TEM ☐	Comments: If no vermiculite is reported indicates that no vermiculite is detected.			Q.C. ☐		___ Asbestos	___ Asbestos
Point Count Results on the Back	Method: ☒ ELAP ☐ EPA ☐ OTHER ☐ SCANNING OPTION: ELAP (PC) or EPA Report zero if first 4 preps Asbestos = 0						

3 Field No.: 219	Stereoscopic Exam	PLM Optical Properties	Asbestos Results PLM %	Other Fibrous %	Non Fibrous %	SOF-V Results %	Gravimetric (NOB) Results %
Gravimetric (NOB) Required ☑	Yellow 2 Color Yellow Texture 4	Morphology ___ / ___ Extinction ___ / ___	___ Chrysotile	___ Cellulose Inc. Ext./ ribbony	___ Mineral Filler	___ Organic	___ Organic
Recommended ☐ SM-V PREP ☐	Homogeneity V Yes No	RI ⊥ ___ / ___ RI II ___ / ___	___ Amosite	___ Glass fiber Isotropic	___ Binders	___ Floats	___ Residue
Gravimetric PREP ☐	# of Layers ___ Vermiculite ☐ ☑ Asbestos ☐ ☐	DS Color ___ / ___ Color, Pleo ___ / ___	___ Other	___ Other	___ Vermiculite	___ Acid Soluble	___ Carbonate
Gravimetric (NOB) PLM ☐	Color of Layer ___ % Estimated Concentration ___	Biref ___ / ___ Sign ___ / ___			___ Other	___ Residule	___ Vermiculite
Gravimetric (NOB) TEM ☐	Comments: If no vermiculite is reported indicates that no vermiculite is detected.			Q.C. ☐		___ Asbestos	___ Asbestos
Point Count Results on the Back	Method: ☒ ELAP ☐ EPA ☐ OTHER ☐ SCANNING OPTION: ELAP (PC) or EPA Report zero if first 4 preps Asbestos = 0						

4 Field No.: 220	Stereoscopic Exam	PLM Optical Properties	Asbestos Results PLM %	Other Fibrous %	Non Fibrous %	SOF-V Results %	Gravimetric (NOB) Results %
Gravimetric (NOB) Required ☐	Pink 2 Color Yellow Texture 4	Morphology ___ / ___ Extinction ___ / ___	___ Chrysotile	___ Cellulose Inc. Ext./ ribbony	___ Mineral Filler	___ Organic	___ Organic
Recommended ☐ SM-V PREP ☐	Homogeneity V Yes No	RI ⊥ ___ / ___ RI II ___ / ___	___ Amosite	___ Glass fiber Isotropic	___ Binders	___ Floats	___ Residue
Gravimetric PREP ☐	# of Layers ___ Vermiculite ☐ ☑ Asbestos ☐ ☐	DS Color ___ / ___ Color, Pleo ___ / ___	___ Other	___ Other	___ Vermiculite	___ Acid Soluble	___ Carbonate
Gravimetric (NOB) PLM ☐	Color of Layer ___ % Estimated Concentration ___	Biref ___ / ___ Sign ___ / ___			___ Other	___ Residule	___ Vermiculite
Gravimetric (NOB) TEM ☐	Comments: If no vermiculite is reported indicates that no vermiculite is detected.			Q.C. ☐		___ Asbestos	___ Asbestos
Point Count Results on the Back	Method: ☒ ELAP ☐ EPA ☐ OTHER ☐ SCANNING OPTION: ELAP (PC) or EPA Report zero if first 4 preps Asbestos = 0						

BULK ASBESTOS ANALYSIS SHEET

NVLAP (TESTING): 200640 ELAP: 11764

PRECISION ENVIRONMENTAL INC.
36-15A 23rd Street, LIC, NY 11106
Phone: 718.383.2626, Fax: 718.383.7780

Client Name: Ronnette Riley Architect		Project Name: 360 Adams Street, Brooklyn, NY 11201	
Project No.:		Microscope No.: 1	Temp: 26.1°C
Batch No.: 22-5176	Analyst Name: Jianhua Zhou	Date of Analysis: 2/28/23	

1 Field No.: 221

Gravimetric (NOB) Required ☑ | Recommended ☐ | SM-V PREP ☐ | Gravimetric PREP ☐ | Gravimetric (NOB) PLM ☐ | Gravimetric (NOB) TEM ☐

Stereoscopic Exam: Color White Texture 4 | Homogeneity 4 | # of Layers ____ | Color of Layer ____ | % Estimated Concentration ____

Yes No: Vermiculite ☐ ☐ | Asbestos ☐ ☑

PLM Optical Properties: Morphology ____/____ Extinction ____/____ | RI ⊥ ____/____ RI ∥ ____/____ | DS Color ____/____ Color, Pleo ____/____ | Biref ____/____ Sign ____/____

Asbestos Results PLM %: Chrysotile | Amosite | Other

Other Fibrous %: Cellulose Inc. Ext./ ribbony | Glass fiber Isotropic | Other

Non Fibrous %: Mineral Filler | Binders | Vermiculite | Other

SOF-V Results %: Organic | Floats | Acid Soluble | Residule | Asbestos

Gravimetric (NOB) Results %: Organic | Residue | Carbonate | Vermiculite | Asbestos

Comments: If no vermiculite is reported indicates that no vermiculite is detected.

Q.C. ☐

Point Count Results on the Back | Method: ☒ ELAP ☐ EPA ☐ OTHER ☐ SCANNING OPTION: ELAP (PC) or EPA Report zero if first 4 preps Asbestos = 0

2 Field No.: 222

Gravimetric (NOB) Required ☐ | Recommended ☐ | SM-V PREP ☐ | Gravimetric PREP ☐ | Gravimetric (NOB) PLM ☐ | Gravimetric (NOB) TEM ☐

Stereoscopic Exam: Color Yellow Texture 4 | Homogeneity 4 | # of Layers ____ | Color of Layer ____ | % Estimated Concentration ____

Yes No: Vermiculite ☐ ☐ | Asbestos ☐ ☑

PLM Optical Properties: Morphology ____/____ Extinction ____/____ | RI ⊥ ____/____ RI ∥ ____/____ | DS Color ____/____ Color, Pleo ____/____ | Biref ____/____ Sign ____/____

Asbestos Results PLM %: Chrysotile | Amosite | Other

Other Fibrous %: Cellulose Inc. Ext./ ribbony | Glass fiber Isotropic | Other

Non Fibrous %: Mineral Filler | Binders | Vermiculite | Other

SOF-V Results %: Organic | Floats | Acid Soluble | Residule | Asbestos

Gravimetric (NOB) Results %: Organic | Residue | Carbonate | Vermiculite | Asbestos

Comments: If no vermiculite is reported indicates that no vermiculite is detected.

Q.C. ☐

Point Count Results on the Back | Method: ☒ ELAP ☐ EPA ☐ OTHER ☐ SCANNING OPTION: ELAP (PC) or EPA Report zero if first 4 preps Asbestos = 0

3 Field No.: 223

Gravimetric (NOB) Required ☑ | Recommended ☐ | SM-V PREP ☐ | Gravimetric PREP ☐ | Gravimetric (NOB) PLM ☐ | Gravimetric (NOB) TEM ☐

Stereoscopic Exam: Color Yellow Texture 4 | Homogeneity 4 | # of Layers ____ | Color of Layer ____ | % Estimated Concentration ____

Yes No: Vermiculite ☐ ☐ | Asbestos ☐ ☑

PLM Optical Properties: Morphology ____/____ Extinction ____/____ | RI ⊥ ____/____ RI ∥ ____/____ | DS Color ____/____ Color, Pleo ____/____ | Biref ____/____ Sign ____/____

Asbestos Results PLM %: Chrysotile | Amosite | Other

Other Fibrous %: Cellulose Inc. Ext./ ribbony | Glass fiber Isotropic | Other

Non Fibrous %: Mineral Filler | Binders | Vermiculite | Other

SOF-V Results %: Organic | Floats | Acid Soluble | Residule | Asbestos

Gravimetric (NOB) Results %: Organic | Residue | Carbonate | Vermiculite | Asbestos

Comments: If no vermiculite is reported indicates that no vermiculite is detected.

Q.C. ☐

Point Count Results on the Back | Method: ☒ ELAP ☐ EPA ☐ OTHER ☐ SCANNING OPTION: ELAP (PC) or EPA Report zero if first 4 preps Asbestos = 0

4 Field No.: 224

Gravimetric (NOB) Required ☑ | Recommended ☐ | SM-V PREP ☐ | Gravimetric PREP ☐ | Gravimetric (NOB) PLM ☐ | Gravimetric (NOB) TEM ☐

Stereoscopic Exam: Color Beige Texture 4 | Homogeneity 4 | # of Layers ____ | Color of Layer ____ | % Estimated Concentration ____

Yes No: Vermiculite ☐ ☐ | Asbestos ☐ ☐

PLM Optical Properties: Morphology ____/____ Extinction ____/____ | RI ⊥ ____/____ RI ∥ ____/____ | DS Color ____/____ Color, Pleo ____/____ | Biref ____/____ Sign ____/____

Asbestos Results PLM %: Chrysotile | Amosite | Other

Other Fibrous %: Cellulose Inc. Ext./ ribbony | Glass fiber Isotropic | Other

Non Fibrous %: Mineral Filler | Binders | Vermiculite | Other

SOF-V Results %: Organic | Floats | Acid Soluble | Residule | Asbestos

Gravimetric (NOB) Results %: Organic | Residue | Carbonate | Vermiculite | Asbestos

Comments: If no vermiculite is reported indicates that no vermiculite is detected.

Q.C. ☐

Point Count Results on the Back | Method: ☒ ELAP ☐ EPA ☐ OTHER ☐ SCANNING OPTION: ELAP (PC) or EPA Report zero if first 4 preps Asbestos = 0

BULK ASBESTOS ANALYSIS SHEET

NVLAP (TESTING): 200640 ELAP: 11764

PRECISION ENVIRONMENTAL INC.
36-15A 23rd Street, LIC, NY 11106
Phone: 718.383.2626, Fax: 718.383.7780

Client Name: Ronnette Riley Architect	Project Name: 360 Adams Street, Brooklyn, NY 11201	
Project No.:	Microscope No.: 1	Temp: 26.1°C
Batch No.: 22-5176	Analyst Name: Jianhua Zhou	Date of Analysis: 2/28/23

1 Field No.: 225	Stereoscopic Exam	PLM Optical Properties	Asbestos Results PLM %	Other Fibrous %	Non Fibrous %	SOF-V Results %	Gravimetric (NOB) Results %
Gravimetric (NOB) Required ☑	Color Beige Texture M	Morphology ___ / ___ Extinction ___ / ___	___ Chrysotile	___ Cellulose Inc. Ext./ ribbony	___ Mineral Filler	___ Organic	___ Organic
Recommended ☐	Homogeneity V			___ Glass fiber Isotropic	___ Binders	___ Floats	___ Residue
SM-V PREP ☐	Yes No	RI ⊥ ___ / ___ RI II ___ / ___	___ Amosite				
Gravimetric PREP ☐	# of Layers Vermiculite ☐ ☑	Color, Pleo					
	___ Asbestos ☐ ☑	DS Color ___ / ___ ___ / ___	___ Other	___ Other	___ Vermiculite	___ Acid Soluble	___ Carbonate
Gravimetric (NOB) PLM ☐	Color of Layer ___ % Estimated Concentration ___	Biref ___ / ___ Sign ___ /			___ Other	___ Residule	___ Vermiculite
Gravimetric (NOB) TEM ☐	Comments: If no vermiculite is reported indicates that no vermiculite is detected.			Q.C. ☐		___ Asbestos	___ Asbestos
Point Count Results on the Back	Method: ☒ ELAP ☐ EPA ☐ OTHER ☐ SCANNING OPTION: ELAP (PC) or EPA Report zero if first 4 preps Asbestos = 0						

2 Field No.: 226	Stereoscopic Exam	PLM Optical Properties	Asbestos Results PLM %	Other Fibrous %	Non Fibrous %	SOF-V Results %	Gravimetric (NOB) Results %
Gravimetric (NOB) Required ☑	Color Yellow Texture M	Morphology ___ / ___ Extinction ___ / ___	___ Chrysotile	___ Cellulose Inc. Ext./ ribbony	___ Mineral Filler	___ Organic	___ Organic
Recommended ☐	Homogeneity V			___ Glass fiber Isotropic	___ Binders	___ Floats	___ Residue
SM-V PREP ☐	Yes No	RI ⊥ ___ / ___ RI II ___ / ___	___ Amosite				
Gravimetric PREP ☐	# of Layers Vermiculite ☐ ☑	Color, Pleo					
	___ Asbestos ☐ ☐	DS Color ___ / ___ ___ / ___	___ Other	___ Other	___ Vermiculite	___ Acid Soluble	___ Carbonate
Gravimetric (NOB) PLM ☐	Color of Layer ___ % Estimated Concentration ___	Biref ___ / ___ Sign ___ /			___ Other	___ Residule	___ Vermiculite
Gravimetric (NOB) TEM ☐	Comments: If no vermiculite is reported indicates that no vermiculite is detected.			Q.C. ☐		___ Asbestos	___ Asbestos
Point Count Results on the Back	Method: ☒ ELAP ☐ EPA ☐ OTHER ☐ SCANNING OPTION: ELAP (PC) or EPA Report zero if first 4 preps Asbestos = 0						

3 Field No.: 227	Stereoscopic Exam	PLM Optical Properties	Asbestos Results PLM %	Other Fibrous %	Non Fibrous %	SOF-V Results %	Gravimetric (NOB) Results %
Gravimetric (NOB) Required ☑	Color Yellow Texture M	Morphology ___ / ___ Extinction ___ / ___	___ Chrysotile	___ Cellulose Inc. Ext./ ribbony	___ Mineral Filler	___ Organic	___ Organic
Recommended ☐	Homogeneity V			___ Glass fiber Isotropic	___ Binders	___ Floats	___ Residue
SM-V PREP ☐	Yes No	RI ⊥ ___ / ___ RI II ___ / ___	___ Amosite				
Gravimetric PREP ☐	# of Layers Vermiculite ☐ ☑	Color, Pleo					
	___ Asbestos ☐ ☐	DS Color ___ / ___ ___ / ___	___ Other	___ Other	___ Vermiculite	___ Acid Soluble	___ Carbonate
Gravimetric (NOB) PLM ☐	Color of Layer ___ % Estimated Concentration ___	Biref ___ / ___ Sign ___ /			___ Other	___ Residule	___ Vermiculite
Gravimetric (NOB) TEM ☐	Comments: If no vermiculite is reported indicates that no vermiculite is detected.			Q.C. ☐		___ Asbestos	___ Asbestos
Point Count Results on the Back	Method: ☒ ELAP ☐ EPA ☐ OTHER ☐ SCANNING OPTION: ELAP (PC) or EPA Report zero if first 4 preps Asbestos = 0						

4 Field No.: 228	Stereoscopic Exam	PLM Optical Properties	Asbestos Results PLM %	Other Fibrous %	Non Fibrous %	SOF-V Results %	Gravimetric (NOB) Results %
Gravimetric (NOB) Required ☑	Color Beige Texture M	Morphology ___ / ___ Extinction ___ / ___	___ Chrysotile	___ Cellulose Inc. Ext./ ribbony	___ Mineral Filler	___ Organic	___ Organic
Recommended ☐	Homogeneity V			___ Glass fiber Isotropic	___ Binders	___ Floats	___ Residue
SM-V PREP ☐	Yes No	RI ⊥ ___ / ___ RI II ___ / ___	___ Amosite				
Gravimetric PREP ☐	# of Layers Vermiculite ☐ ☑	Color, Pleo					
	___ Asbestos ☐ ☐	DS Color ___ / ___ ___ / ___	___ Other	___ Other	___ Vermiculite	___ Acid Soluble	___ Carbonate
Gravimetric (NOB) PLM ☐	Color of Layer ___ % Estimated Concentration ___	Biref ___ / ___ Sign ___ /			___ Other	___ Residule	___ Vermiculite
Gravimetric (NOB) TEM ☐	Comments: If no vermiculite is reported indicates that no vermiculite is detected.			Q.C. ☐		___ Asbestos	___ Asbestos
Point Count Results on the Back	Method: ☒ ELAP ☐ EPA ☐ OTHER ☐ SCANNING OPTION: ELAP (PC) or EPA Report zero if first 4 preps Asbestos = 0						

BULK ASBESTOS ANALYSIS SHEET

NVLAP (TESTING): 200640 ELAP: 11764

PRECISION ENVIRONMENTAL INC.
36-15A 23rd Street, LIC, NY 11106
Phone: 718.383.2626, Fax: 718.383.7780

Client Name: Ronnette Riley Architect	Project Name: 360 Adams Street, Brooklyn, NY 11201	
Project No.:	Microscope No.: 1	Temp: 26.1°C
Batch No.: 22-5176	Analyst Name: Jianhua Zhou	Date of Analysis: 2/28/23

1 Field No.: 229	Stereoscopic Exam	PLM Optical Properties	Asbestos Results PLM %	Other Fibrous %	Non Fibrous %	SOF-V Results %	Gravimetric (NOB) Results %
Gravimetric (NOB) Required ☑	Color Brown/white Texture ___	Morphology ___ / ___ Extinction ___ / ___	___Chrysotile	___Cellulose Inc. Ext./ ribbony	___Mineral Filler	___Organic	___Organic
Recommended ☐ SM-V PREP ☐	Homogeneity U Yes No	RI ⊥ ___ / ___ RI II ___ / ___	___Amosite	___Glass fiber Isotropic	___Binders	___Floats	___Residue
Gravimetric PREP ☐	# of Layers Vermiculite ☐ ☑ Asbestos ☐ ☐	DS Color ___ / ___ Color, Pleo ___ / ___	___Other	___Other	___Vermiculite	___Acid Soluble	___Carbonate
Gravimetric (NOB) PLM ☐	Color of Layer___ % Estimated Concentration ___	Biref ___ / ___ Sign ___ / ___			___Other	___Residule	___Vermiculite
Gravimetric (NOB) TEM ☐	Comments: If no vermiculite is reported indicates that no vermiculite is detected.			Q.C. ☐		___Asbestos	___Asbestos
Point Count Results on the Back	Method: ☒ ELAP ☐ EPA ☐ OTHER ☐ SCANNING OPTION: ELAP (PC) or EPA Report zero if first 4 preps Asbestos = 0						

2 Field No.: 230	Stereoscopic Exam	PLM Optical Properties	Asbestos Results PLM %	Other Fibrous %	Non Fibrous %	SOF-V Results %	Gravimetric (NOB) Results %
Gravimetric (NOB) Required ☐	Color Yellow Texture ___	Morphology ___ / ___ Extinction ___ / ___	___Chrysotile	___Cellulose Inc. Ext./ ribbony	___Mineral Filler	___Organic	___Organic
Recommended ☐ SM-V PREP ☐	Homogeneity U Yes No	RI ⊥ ___ / ___ RI II ___ / ___	___Amosite	___Glass fiber Isotropic	___Binders	___Floats	___Residue
Gravimetric PREP ☐	# of Layers Vermiculite ☐ ☑ Asbestos ☐ ☐	DS Color ___ / ___ Color, Pleo ___ / ___	___Other	___Other	___Vermiculite	___Acid Soluble	___Carbonate
Gravimetric (NOB) PLM ☐	Color of Layer___ % Estimated Concentration ___	Biref ___ / ___ Sign ___ / ___			___Other	___Residule	___Vermiculite
Gravimetric (NOB) TEM ☐	Comments: If no vermiculite is reported indicates that no vermiculite is detected.			Q.C. ☐		___Asbestos	___Asbestos
Point Count Results on the Back	Method: ☒ ELAP ☐ EPA ☐ OTHER ☐ SCANNING OPTION: ELAP (PC) or EPA Report zero if first 4 preps Asbestos = 0						

3 Field No.: 231	Stereoscopic Exam	PLM Optical Properties	Asbestos Results PLM %	Other Fibrous %	Non Fibrous %	SOF-V Results %	Gravimetric (NOB) Results %
Gravimetric (NOB) Required ☑	Color Wh. Texture ___	Morphology ___ / ___ Extinction ___ / ___	___Chrysotile	___Cellulose Inc. Ext./ ribbony	___Mineral Filler	___Organic	___Organic
Recommended ☐ SM-V PREP ☐	Homogeneity U Yes No	RI ⊥ ___ / ___ RI II ___ / ___	___Amosite	___Glass fiber Isotropic	___Binders	___Floats	___Residue
Gravimetric PREP ☐	# of Layers Vermiculite ☐ ☐ Asbestos ☐ ☐	DS Color ___ / ___ Color, Pleo ___ / ___	___Other	___Other	___Vermiculite	___Acid Soluble	___Carbonate
Gravimetric (NOB) PLM ☐	Color of Layer___ % Estimated Concentration ___	Biref ___ / ___ Sign ___ / ___			___Other	___Residule	___Vermiculite
Gravimetric (NOB) TEM ☐	Comments: If no vermiculite is reported indicates that no vermiculite is detected.			Q.C. ☐		___Asbestos	___Asbestos
Point Count Results on the Back	Method: ☒ ELAP ☐ EPA ☐ OTHER ☐ SCANNING OPTION: ELAP (PC) or EPA Report zero if first 4 preps Asbestos = 0						

4 Field No.: 232	Stereoscopic Exam	PLM Optical Properties	Asbestos Results PLM %	Other Fibrous %	Non Fibrous %	SOF-V Results %	Gravimetric (NOB) Results %
Gravimetric (NOB) Required ☐	Color Red Texture ___	Morphology ___ / ___ Extinction ___ / ___	___Chrysotile	___Cellulose Inc. Ext./ ribbony	___Mineral Filler	___Organic	___Organic
Recommended ☐ SM-V PREP ☐	Homogeneity U Yes No	RI ⊥ ___ / ___ RI II ___ / ___	___Amosite	___Glass fiber Isotropic	___Binders	___Floats	___Residue
Gravimetric PREP ☐	# of Layers Vermiculite ☐ ☐ Asbestos ☐ ☐	DS Color ___ / ___ Color, Pleo ___ / ___	___Other	___Other	___Vermiculite	___Acid Soluble	___Carbonate
Gravimetric (NOB) PLM ☐	Color of Layer___ % Estimated Concentration ___	Biref ___ / ___ Sign ___ / ___			___Other	___Residule	___Vermiculite
Gravimetric (NOB) TEM ☐	Comments: If no vermiculite is reported indicates that no vermiculite is detected.			Q.C. ☐		___Asbestos	___Asbestos
Point Count Results on the Back	Method: ☒ ELAP ☐ EPA ☐ OTHER ☐ SCANNING OPTION: ELAP (PC) or EPA Report zero if first 4 preps Asbestos = 0						

BULK ASBESTOS ANALYSIS SHEET

NVLAP (TESTING): 200640 ELAP: 11764

PRECISION ENVIRONMENTAL INC.
36-15A 23rd Street, LIC, NY 11106
Phone: 718.383.2626, Fax: 718.383.7780

Client Name: Ronnette Riley Architect		Project Name: 360 Adams Street, Brooklyn, NY 11201	
Project No.:		Microscope No.: 1	Temp: 26.1°C
Batch No.: 22-5176	Analyst Name: Jianhua Zhou	Date of Analysis: 2/28/23	

1 Field No.: 233

Stereoscopic Exam: Color Red Texture 4f; Homogeneity V; # of Layers ____; Color of Layer ____; % Estimated Concentration ____; Comments: If no vermiculite is reported indicates that no vermiculite is detected.

PLM Optical Properties: Morphology ____/____ Extinction ____/____; RI ⊥ ____/____ RI ∥ ____/____; DS Color ____/____ Color, Pleo ____/____; Biref ____/____ Sign ____/____

Asbestos Results PLM %: Chrysotile; Amosite; Other

Other Fibrous %: Cellulose Inc. Ext./ribbony; Glass fiber Isotropic; Other

Non Fibrous %: Mineral Filler; Binders; Vermiculite; Other

SOF-V Results %: Organic; Floats; Acid Soluble; Residule; Asbestos

Gravimetric (NOB) Results %: Organic; Residue; Carbonate; Vermiculite; Asbestos

Gravimetric (NOB) Required ☐ Recommended ☐ SM-V PREP ☐ Gravimetric PREP ☐ Gravimetric (NOB) PLM ☐ Gravimetric (NOB) TEM ☐

Yes No: Vermiculite ☐ ☐ Asbestos ☐ ☐

Q.C. ☐

Point Count Results on the Back | Method: ☒ ELAP ☐ EPA ☐ OTHER ☐ SCANNING OPTION: ELAP (PC) or EPA Report zero if first 4 preps Asbestos = 0

2 Field No.: 234

Stereoscopic Exam: Color blk Texture 4f; Homogeneity V; # of Layers ____; Color of Layer ____; % Estimated Concentration ____; Comments: If no vermiculite is reported indicates that no vermiculite is detected.

PLM Optical Properties: Morphology ____/____ Extinction ____/____; RI ⊥ ____/____ RI ∥ ____/____; DS Color ____/____ Color, Pleo ____/____; Biref ____/____ Sign ____/____

Asbestos Results PLM %: Chrysotile; Amosite; Other

Other Fibrous %: Cellulose Inc. Ext./ribbony; Glass fiber Isotropic; Other

Non Fibrous %: Mineral Filler; Binders; Vermiculite; Other

SOF-V Results %: Organic; Floats; Acid Soluble; Residule; Asbestos

Gravimetric (NOB) Results %: Organic; Residue; Carbonate; Vermiculite; Asbestos

Gravimetric (NOB) Required ☑ Recommended ☐ SM-V PREP ☐ Gravimetric PREP ☐ Gravimetric (NOB) PLM ☐ Gravimetric (NOB) TEM ☐

Yes No: Vermiculite ☐ ☐ Asbestos ☐ ☐

Q.C. ☐

Point Count Results on the Back | Method: ☒ ELAP ☐ EPA ☐ OTHER ☐ SCANNING OPTION: ELAP (PC) or EPA Report zero if first 4 preps Asbestos = 0

3 Field No.: 235

Stereoscopic Exam: Color blk Texture 4f; Homogeneity V; # of Layers ____; Color of Layer ____; % Estimated Concentration ____; Comments: If no vermiculite is reported indicates that no vermiculite is detected.

PLM Optical Properties: Morphology ____/____ Extinction ____/____; RI ⊥ ____/____ RI ∥ ____/____; DS Color ____/____ Color, Pleo ____/____; Biref ____/____ Sign ____/____

Asbestos Results PLM %: Chrysotile; Amosite; Other

Other Fibrous %: Cellulose Inc. Ext./ribbony; Glass fiber Isotropic; Other

Non Fibrous %: Mineral Filler; Binders; Vermiculite; Other

SOF-V Results %: Organic; Floats; Acid Soluble; Residule; Asbestos

Gravimetric (NOB) Results %: Organic; Residue; Carbonate; Vermiculite; Asbestos

Gravimetric (NOB) Required ☑ Recommended ☐ SM-V PREP ☐ Gravimetric PREP ☐ Gravimetric (NOB) PLM ☐ Gravimetric (NOB) TEM ☐

Yes No: Vermiculite ☐ ☐ Asbestos ☐ ☐

Q.C. ☐

Point Count Results on the Back | Method: ☒ ELAP ☐ EPA ☐ OTHER ☐ SCANNING OPTION: ELAP (PC) or EPA Report zero if first 4 preps Asbestos = 0

4 Field No.: 236

Stereoscopic Exam: Color Green Texture 4f; Homogeneity V; # of Layers ____; Color of Layer ____; % Estimated Concentration ____; Comments: If no vermiculite is reported indicates that no vermiculite is detected.

PLM Optical Properties: Morphology ____/____ Extinction ____/____; RI ⊥ ____/____ RI ∥ ____/____; DS Color ____/____ Color, Pleo ____/____; Biref ____/____ Sign ____/____

Asbestos Results PLM %: Chrysotile; Amosite; Other

Other Fibrous %: Cellulose Inc. Ext./ribbony; Glass fiber Isotropic; Other

Non Fibrous %: Mineral Filler; Binders; Vermiculite; Other

SOF-V Results %: Organic; Floats; Acid Soluble; Residule; Asbestos

Gravimetric (NOB) Results %: Organic; Residue; Carbonate; Vermiculite; Asbestos

Gravimetric (NOB) Required ☐ Recommended ☐ SM-V PREP ☐ Gravimetric PREP ☐ Gravimetric (NOB) PLM ☐ Gravimetric (NOB) TEM ☐

Yes No: Vermiculite ☐ ☐ Asbestos ☐ ☐

Q.C. ☐

Point Count Results on the Back | Method: ☒ ELAP ☐ EPA ☐ OTHER ☐ SCANNING OPTION: ELAP (PC) or EPA Report zero if first 4 preps Asbestos = 0

BULK ASBESTOS ANALYSIS SHEET

NVLAP (TESTING): 200640 ELAP: 11764

PRECISION ENVIRONMENTAL INC.
36-15A 23rd Street, LIC, NY 11106
Phone: 718.383.2626, Fax: 718.383.7780

Client Name: Ronnette Riley Architect	Project Name: 360 Adams Street, Brooklyn, NY 11201	
Project No.:	Microscope No.: 1	Temp: 26.1°C
Batch No.: 22-5176	Analyst Name: Jianhua Zhou	Date of Analysis: 2/28/23

1 Field No.: 237	Stereoscopic Exam	PLM Optical Properties	Asbestos Results PLM %	Other Fibrous %	Non Fibrous %	SOF-V Results %	Gravimetric (NOB) Results %
Gravimetric (NOB) Required ☑	Color Green Texture 4	Morphology ___ / ___ Extinction ___ / ___	Chrysotile	Cellulose Inc. Ext./ ribbony	Mineral Filler	Organic	Organic
Recommended ☐	Homogeneity Y	RI ⊥ ___ / ___ RI II ___ / ___	Amosite	Glass fiber Isotropic	Binders	Floats	Residue
SM-V PREP ☐	# of Layers Yes No	Vermiculite ☐ ☑					
Gravimetric PREP ☐	Asbestos ☐ ☑	DS Color ___ / ___ Color, Pleo ___ / ___	Other	Other	Vermiculite	Acid Soluble	Carbonate
Gravimetric (NOB) PLM ☐	Color of Layer ___ % Estimated Concentration ___	Biref ___ / ___ Sign ___ / ___			Other	Residule	Vermiculite
Gravimetric (NOB) TEM ☐	Comments: If no vermiculite is reported indicates that no vermiculite is detected.			Q.C. ☐		Asbestos	Asbestos
Point Count Results on the Back	Method: ☒ ELAP ☐ EPA ☐ OTHER ☐ SCANNING OPTION: ELAP (PC) or EPA		Report zero if first 4 preps Asbestos = 0				

2 Field No.: 238	Stereoscopic Exam	PLM Optical Properties	Asbestos Results PLM %	Other Fibrous %	Non Fibrous %	SOF-V Results %	Gravimetric (NOB) Results %
Gravimetric (NOB) Required ☑	Color Yellow Texture 4	Morphology ___ / ___ Extinction ___ / ___	Chrysotile	Cellulose Inc. Ext./ ribbony	Mineral Filler	Organic	Organic
Recommended ☐	Homogeneity Y	RI ⊥ ___ / ___ RI II ___ / ___	Amosite	Glass fiber Isotropic	Binders	Floats	Residue
SM-V PREP ☐	# of Layers Yes No	Vermiculite ☐ ☑					
Gravimetric PREP ☐	Asbestos ☐ ☐	DS Color ___ / ___ Color, Pleo ___ / ___	Other	Other	Vermiculite	Acid Soluble	Carbonate
Gravimetric (NOB) PLM ☐	Color of Layer ___ % Estimated Concentration ___	Biref ___ / ___ Sign ___ / ___			Other	Residule	Vermiculite
Gravimetric (NOB) TEM ☐	Comments: If no vermiculite is reported indicates that no vermiculite is detected.			Q.C. ☐		Asbestos	Asbestos
Point Count Results on the Back	Method: ☒ ELAP ☐ EPA ☐ OTHER ☐ SCANNING OPTION: ELAP (PC) or EPA		Report zero if first 4 preps Asbestos = 0				

3 Field No.: 239	Stereoscopic Exam	PLM Optical Properties	Asbestos Results PLM %	Other Fibrous %	Non Fibrous %	SOF-V Results %	Gravimetric (NOB) Results %
Gravimetric (NOB) Required ☑	Color Yellow Texture 4	Morphology ___ / ___ Extinction ___ / ___	Chrysotile	Cellulose Inc. Ext./ ribbony	Mineral Filler	Organic	Organic
Recommended ☐	Homogeneity Y	RI ⊥ ___ / ___ RI II ___ / ___	Amosite	Glass fiber Isotropic	Binders	Floats	Residue
SM-V PREP ☐	# of Layers Yes No	Vermiculite ☐ ☑					
Gravimetric PREP ☐	Asbestos ☐ ☐	DS Color ___ / ___ Color, Pleo ___ / ___	Other	Other	Vermiculite	Acid Soluble	Carbonate
Gravimetric (NOB) PLM ☐	Color of Layer ___ % Estimated Concentration ___	Biref ___ / ___ Sign ___ / ___			Other	Residule	Vermiculite
Gravimetric (NOB) TEM ☐	Comments: If no vermiculite is reported indicates that no vermiculite is detected.			Q.C. ☐		Asbestos	Asbestos
Point Count Results on the Back	Method: ☒ ELAP ☐ EPA ☐ OTHER ☐ SCANNING OPTION: ELAP (PC) or EPA		Report zero if first 4 preps Asbestos = 0				

4 Field No.: 240	Stereoscopic Exam	PLM Optical Properties	Asbestos Results PLM %	Other Fibrous %	Non Fibrous %	SOF-V Results %	Gravimetric (NOB) Results %
Gravimetric (NOB) Required ☑	Color Pink Texture 4	Morphology ___ / ___ Extinction ___ / ___	Chrysotile	Cellulose Inc. Ext./ ribbony	Mineral Filler	Organic	Organic
Recommended ☐	Homogeneity Y	RI ⊥ ___ / ___ RI II ___ / ___	Amosite	Glass fiber Isotropic	Binders	Floats	Residue
SM-V PREP ☐	# of Layers Yes No	Vermiculite ☐ ☑					
Gravimetric PREP ☐	Asbestos ☐ ☐	DS Color ___ / ___ Color, Pleo ___ / ___	Other	Other	Vermiculite	Acid Soluble	Carbonate
Gravimetric (NOB) PLM ☐	Color of Layer ___ % Estimated Concentration ___	Biref ___ / ___ Sign ___ / ___			Other	Residule	Vermiculite
Gravimetric (NOB) TEM ☐	Comments: If no vermiculite is reported indicates that no vermiculite is detected.			Q.C. ☐		Asbestos	Asbestos
Point Count Results on the Back	Method: ☒ ELAP ☐ EPA ☐ OTHER ☐ SCANNING OPTION: ELAP (PC) or EPA		Report zero if first 4 preps Asbestos = 0				

BULK ASBESTOS ANALYSIS SHEET

NVLAP (TESTING): 200640 ELAP: 11764

PRECISION ENVIRONMENTAL INC.
36-15A 23rd Street, LIC, NY 11106
Phone: 718.383.2626, Fax: 718.383.7780

Client Name: Ronnette Riley Architect	Project Name: 360 Adams Street, Brooklyn, NY 11201	
Project No.:	Microscope No.: 1	Temp: 26.1°C
Batch No.: 22-5176	Analyst Name: Jianhua Zhou	Date of Analysis: 2/28/23

1 Field No.: 241

Stereoscopic Exam: Color Pink Texture 4; Homogeneity V; # of Layers 1; Vermiculite ☐ Yes ☐ No; Asbestos ☐ Yes ☐ No; Color of Layer ____ % Estimated Concentration ____

PLM Optical Properties: Morphology ____/____ Extinction ____/____; RI ⊥ ____/____ RI II ____/____; DS Color ____/____ Color, Pleo ____/____; Biref ____/____ Sign ____/____

Asbestos Results PLM %: Chrysotile; Amosite; Other

Other Fibrous %: Cellulose Inc. Ext./ ribbony; Glass fiber Isotropic; Other

Non Fibrous %: Mineral Filler; Binders; Vermiculite; Other

SOF-V Results %: Organic; Floats; Acid Soluble; Residule; Asbestos

Gravimetric (NOB) Results %: Organic; Residue; Carbonate; Vermiculite; Asbestos

Gravimetric (NOB) Required ☑; Recommended ☐; SM-V PREP ☐; Gravimetric PREP ☐; Gravimetric (NOB) PLM ☐; Gravimetric (NOB) TEM ☐

Comments: If no vermiculite is reported indicates that no vermiculite is detected.

Q.C. ☐

Point Count Results on the Back | Method: ☒ ELAP ☐ EPA ☐ OTHER ☐ SCANNING OPTION: ELAP (PC) or EPA Report zero if first 4 preps Asbestos = 0

2 Field No.: 242

Stereoscopic Exam: Color Yellow Texture 4; Homogeneity V; # of Layers 1; Vermiculite ☐ Yes ☑ No; Asbestos ☐ Yes ☐ No; Color of Layer ____ % Estimated Concentration ____

PLM Optical Properties: Morphology ____/____ Extinction ____/____; RI ⊥ ____/____ RI II ____/____; DS Color ____/____ Color, Pleo ____/____; Biref ____/____ Sign ____/____

Asbestos Results PLM %: Chrysotile; Amosite; Other

Other Fibrous %: Cellulose Inc. Ext./ ribbony; Glass fiber Isotropic; Other

Non Fibrous %: Mineral Filler; Binders; Vermiculite; Other

SOF-V Results %: Organic; Floats; Acid Soluble; Residule; Asbestos

Gravimetric (NOB) Results %: Organic; Residue; Carbonate; Vermiculite; Asbestos

Gravimetric (NOB) Required ☑; Recommended ☐; SM-V PREP ☐; Gravimetric PREP ☐; Gravimetric (NOB) PLM ☐; Gravimetric (NOB) TEM ☐

Comments: If no vermiculite is reported indicates that no vermiculite is detected.

Q.C. ☐

Point Count Results on the Back | Method: ☒ ELAP ☐ EPA ☐ OTHER ☐ SCANNING OPTION: ELAP (PC) or EPA Report zero if first 4 preps Asbestos = 0

3 Field No.: 243

Stereoscopic Exam: Color Blk Texture 4; Homogeneity V; # of Layers 1; Vermiculite ☐ Yes ☑ No; Asbestos ☐ Yes ☐ No; Color of Layer ____ % Estimated Concentration ____

PLM Optical Properties: Morphology ____/____ Extinction ____/____; RI ⊥ ____/____ RI II ____/____; DS Color ____/____ Color, Pleo ____/____; Biref ____/____ Sign ____/____

Asbestos Results PLM %: Chrysotile; Amosite; Other

Other Fibrous %: Cellulose Inc. Ext./ ribbony; Glass fiber Isotropic; Other

Non Fibrous %: Mineral Filler; Binders; Vermiculite; Other

SOF-V Results %: Organic; Floats; Acid Soluble; Residule; Asbestos

Gravimetric (NOB) Results %: Organic; Residue; Carbonate; Vermiculite; Asbestos

Gravimetric (NOB) Required ☑; Recommended ☐; SM-V PREP ☐; Gravimetric PREP ☐; Gravimetric (NOB) PLM ☐; Gravimetric (NOB) TEM ☐

Comments: If no vermiculite is reported indicates that no vermiculite is detected.

Q.C. ☐

Point Count Results on the Back | Method: ☒ ELAP ☐ EPA ☐ OTHER ☐ SCANNING OPTION: ELAP (PC) or EPA Report zero if first 4 preps Asbestos = 0

4 Field No.: 244

Stereoscopic Exam: Color Wht Texture 4; Homogeneity V; # of Layers 1; Vermiculite ☐ Yes ☐ No; Asbestos ☐ Yes ☑ No; Color of Layer ____ % Estimated Concentration ____

PLM Optical Properties: Morphology ____/____ Extinction ____/____; RI ⊥ ____/____ RI II ____/____; DS Color ____/____ Color, Pleo ____/____; Biref ____/____ Sign ____/____

Asbestos Results PLM %: Chrysotile; Amosite; Other

Other Fibrous %: Cellulose Inc. Ext./ ribbony; Glass fiber Isotropic; Other

Non Fibrous %: Mineral Filler; Binders; Vermiculite; Other

SOF-V Results %: Organic; Floats; Acid Soluble; Residule; Asbestos

Gravimetric (NOB) Results %: Organic; Residue; Carbonate; Vermiculite; Asbestos

Gravimetric (NOB) Required ☑; Recommended ☐; SM-V PREP ☐; Gravimetric PREP ☐; Gravimetric (NOB) PLM ☐; Gravimetric (NOB) TEM ☐

Comments: If no vermiculite is reported indicates that no vermiculite is detected.

Q.C. ☐

Point Count Results on the Back | Method: ☒ ELAP ☐ EPA ☐ OTHER ☐ SCANNING OPTION: ELAP (PC) or EPA Report zero if first 4 preps Asbestos = 0

BULK ASBESTOS ANALYSIS SHEET

NVLAP (TESTING): 200640 ELAP: 11764

PRECISION ENVIRONMENTAL INC.
36-15A 23rd Street, LIC, NY 11106
Phone: 718.383.2626, Fax: 718.383.7780

Client Name: Ronnette Riley Architect	Project Name: 360 Adams Street, Brooklyn, NY 11201	
Project No.:	Microscope No.: 1	Temp: 26.1°C
Batch No.: 22-5176	Analyst Name: Jianhua Zhou	Date of Analysis: 2/28/23

1 Field No.: 245	Stereoscopic Exam	PLM Optical Properties	Asbestos Results PLM %	Other Fibrous %	Non Fibrous %	SOF-V Results %	Gravimetric (NOB) Results %
Gravimetric (NOB) Required ☒	Color Gray Texture 4	Morphology ___/___ Extinction ___/___	Chrysotile	Cellulose Inc. Ext./ ribbony	Mineral Filler	Organic	Organic
Recommended ☐	Homogeneity V			Glass fiber Isotropic	Binders	Floats	Residue
SM-V PREP ☐	Yes No	RI ⊥ ___/___ RI II ___/___	Amosite				
Gravimetric PREP ☐	# of Layers Vermiculite ☐ ☒ Asbestos ☐ ☐	DS Color ___/___ Color, Pleo ___/___	Other	Other	Vermiculite	Acid Soluble	Carbonate
Gravimetric (NOB) PLM ☐	Color of Layer___ % Estimated Concentration ___	Biref ___/___ Sign ___/___			Other	Residule	Vermiculite
Gravimetric (NOB) TEM ☐	Comments: If no vermiculite is reported indicates that no vermiculite is detected.			Q.C. ☐		Asbestos	Asbestos
Point Count Results on the Back	Method: ☒ ELAP ☐ EPA ☐ OTHER ☐ SCANNING OPTION: ELAP (PC) or EPA Report zero if first 4 preps Asbestos = 0						

2 Field No.: 246	Stereoscopic Exam	PLM Optical Properties	Asbestos Results PLM %	Other Fibrous %	Non Fibrous %	SOF-V Results %	Gravimetric (NOB) Results %
Gravimetric (NOB) Required ☐	Color Gray Texture 4	Morphology ___/___ Extinction ___/___	Chrysotile	Cellulose Inc. Ext./ ribbony	Mineral Filler	Organic	Organic
Recommended ☐	Homogeneity V			Glass fiber Isotropic	Binders	Floats	Residue
SM-V PREP ☐	Yes No	RI ⊥ ___/___ RI II ___/___	Amosite				
Gravimetric PREP ☐	# of Layers Vermiculite ☐ ☐ Asbestos ☐ ☐	DS Color ___/___ Color, Pleo ___/___	Other	Other	Vermiculite	Acid Soluble	Carbonate
Gravimetric (NOB) PLM ☐	Color of Layer___ % Estimated Concentration ___	Biref ___/___ Sign ___/___			Other	Residule	Vermiculite
Gravimetric (NOB) TEM ☐	Comments: If no vermiculite is reported indicates that no vermiculite is detected.			Q.C. ☐		Asbestos	Asbestos
Point Count Results on the Back	Method: ☒ ELAP ☐ EPA ☐ OTHER ☐ SCANNING OPTION: ELAP (PC) or EPA Report zero if first 4 preps Asbestos = 0						

3 Field No.: 247	Stereoscopic Exam	PLM Optical Properties	Asbestos Results PLM %	Other Fibrous %	Non Fibrous %	SOF-V Results %	Gravimetric (NOB) Results %
Gravimetric (NOB) Required ☒	Color Yellow Texture 4	Morphology ___/___ Extinction ___/___	Chrysotile	Cellulose Inc. Ext./ ribbony	Mineral Filler	Organic	Organic
Recommended ☐	Homogeneity V			Glass fiber Isotropic	Binders	Floats	Residue
SM-V PREP ☐	Yes No	RI ⊥ ___/___ RI II ___/___	Amosite				
Gravimetric PREP ☐	# of Layers Vermiculite ☐ ☒ Asbestos ☐ ☐	DS Color ___/___ Color, Pleo ___/___	Other	Other	Vermiculite	Acid Soluble	Carbonate
Gravimetric (NOB) PLM ☐	Color of Layer___ % Estimated Concentration ___	Biref ___/___ Sign ___/___			Other	Residule	Vermiculite
Gravimetric (NOB) TEM ☐	Comments: If no vermiculite is reported indicates that no vermiculite is detected.			Q.C. ☐		Asbestos	Asbestos
Point Count Results on the Back	Method: ☒ ELAP ☐ EPA ☐ OTHER ☐ SCANNING OPTION: ELAP (PC) or EPA Report zero if first 4 preps Asbestos = 0						

4 Field No.: 248	Stereoscopic Exam	PLM Optical Properties	Asbestos Results PLM %	Other Fibrous %	Non Fibrous %	SOF-V Results %	Gravimetric (NOB) Results %
Gravimetric (NOB) Required ☒	Color Beige Texture 4	Morphology ___/___ Extinction ___/___	Chrysotile	Cellulose Inc. Ext./ ribbony	Mineral Filler	Organic	Organic
Recommended ☐	Homogeneity V			Glass fiber Isotropic	Binders	Floats	Residue
SM-V PREP ☐	Yes No	RI ⊥ ___/___ RI II ___/___	Amosite				
Gravimetric PREP ☐	# of Layers Vermiculite ☐ ☒ Asbestos ☐ ☐	DS Color ___/___ Color, Pleo ___/___	Other	Other	Vermiculite	Acid Soluble	Carbonate
Gravimetric (NOB) PLM ☐	Color of Layer___ % Estimated Concentration ___	Biref ___/___ Sign ___/___			Other	Residule	Vermiculite
Gravimetric (NOB) TEM ☐	Comments: If no vermiculite is reported indicates that no vermiculite is detected.			Q.C. ☐		Asbestos	Asbestos
Point Count Results on the Back	Method: ☒ ELAP ☐ EPA ☐ OTHER ☐ SCANNING OPTION: ELAP (PC) or EPA Report zero if first 4 preps Asbestos = 0						

BULK ASBESTOS ANALYSIS SHEET

NVLAP (TESTING): 200640 ELAP: 11764

PRECISION ENVIRONMENTAL INC.
36-15A 23rd Street, LIC, NY 11106
Phone: 718.383.2626, Fax: 718.383.7780

Client Name: Ronnette Riley Architect	Project Name: 360 Adams Street, Brooklyn, NY 11201	
Project No.:	Microscope No.: 1	Temp: 26.1°C
Batch No.: 22-5176	Analyst Name: Jianhua Zhou	Date of Analysis: 2/28/23

1 Field No.: 249

Stereoscopic Exam	PLM Optical Properties	Asbestos Results PLM %	Other Fibrous %	Non Fibrous %	SOF-V Results %	Gravimetric (NOB) Results %
Gravimetric (NOB) Required ☑	Color beige Texture 4	Morphology ___/___ Extinction ___/___	Cellulose Inc. Ext./ ribbony	Mineral Filler	Organic	Organic
Recommended ☐	Homogeneity U	RI ⊥ ___/___ RI II ___/___	Glass fiber Isotropic	Binders	Floats	Residue
SM-V PREP ☐	# of Layers Vermiculite ☐ ☑ Asbestos ☐ ☐	DS Color ___/___ Color, Pleo ___/___	Other	Vermiculite	Acid Soluble	Carbonate
Gravimetric PREP ☐	Color of Layer ___ % Estimated Concentration ___	Biref ___/___ Sign ___/___		Other	Residule	Vermiculite
Gravimetric (NOB) PLM ☐	Comments: If no vermiculite is reported indicates that no vermiculite is detected.		Q.C. ☐		Asbestos	Asbestos
Gravimetric (NOB) TEM ☐						
Point Count Results on the Back	Method: ☒ ELAP ☐ EPA ☐ OTHER ☐ SCANNING OPTION: ELAP (PC) or EPA Report zero if first 4 preps Asbestos = 0					

2 Field No.: 250

Stereoscopic Exam	PLM Optical Properties	Asbestos Results PLM %	Other Fibrous %	Non Fibrous %	SOF-V Results %	Gravimetric (NOB) Results %
Gravimetric (NOB) Required ☑	Color tan Texture 4	Morphology ___/___ Extinction ___/___	Cellulose Inc. Ext./ ribbony	Mineral Filler	Organic	Organic
Recommended ☐	Homogeneity U	RI ⊥ ___/___ RI II ___/___	Glass fiber Isotropic	Binders	Floats	Residue
SM-V PREP ☐	# of Layers Vermiculite ☐ ☑ Asbestos ☐ ☐	DS Color ___/___ Color, Pleo ___/___	Other	Vermiculite	Acid Soluble	Carbonate
Gravimetric PREP ☐	Color of Layer ___ % Estimated Concentration ___	Biref ___/___ Sign ___/___		Other	Residule	Vermiculite
Gravimetric (NOB) PLM ☐	Comments: If no vermiculite is reported indicates that no vermiculite is detected.		Q.C. ☐		Asbestos	Asbestos
Gravimetric (NOB) TEM ☐						
Point Count Results on the Back	Method: ☒ ELAP ☐ EPA ☐ OTHER ☐ SCANNING OPTION: ELAP (PC) or EPA Report zero if first 4 preps Asbestos = 0					

3 Field No.: 251

Stereoscopic Exam	PLM Optical Properties	Asbestos Results PLM %	Other Fibrous %	Non Fibrous %	SOF-V Results %	Gravimetric (NOB) Results %
Gravimetric (NOB) Required ☑	Color tan Texture 4	Morphology ___/___ Extinction ___/___	Cellulose Inc. Ext./ ribbony	Mineral Filler	Organic	Organic
Recommended ☐	Homogeneity U	RI ⊥ ___/___ RI II ___/___	Glass fiber Isotropic	Binders	Floats	Residue
SM-V PREP ☐	# of Layers Vermiculite ☐ ☑ Asbestos ☐ ☐	DS Color ___/___ Color, Pleo ___/___	Other	Vermiculite	Acid Soluble	Carbonate
Gravimetric PREP ☐	Color of Layer ___ % Estimated Concentration ___	Biref ___/___ Sign ___/___		Other	Residule	Vermiculite
Gravimetric (NOB) PLM ☐	Comments: If no vermiculite is reported indicates that no vermiculite is detected.		Q.C. ☐		Asbestos	Asbestos
Gravimetric (NOB) TEM ☐						
Point Count Results on the Back	Method: ☒ ELAP ☐ EPA ☐ OTHER ☐ SCANNING OPTION: ELAP (PC) or EPA Report zero if first 4 preps Asbestos = 0					

4 Field No.: 252

Stereoscopic Exam	PLM Optical Properties	Asbestos Results PLM %	Other Fibrous %	Non Fibrous %	SOF-V Results %	Gravimetric (NOB) Results %
Gravimetric (NOB) Required ☑	Color beige/grey Texture 4	Morphology ___/___ Extinction ___/___	Cellulose Inc. Ext./ ribbony	Mineral Filler	Organic	Organic
Recommended ☐	Homogeneity U	RI ⊥ ___/___ RI II ___/___	Glass fiber Isotropic	Binders	Floats	Residue
SM-V PREP ☐	# of Layers Vermiculite ☐ ☑ Asbestos ☐ ☐	DS Color ___/___ Color, Pleo ___/___	Other	Vermiculite	Acid Soluble	Carbonate
Gravimetric PREP ☐	Color of Layer ___ % Estimated Concentration ___	Biref ___/___ Sign ___/___		Other	Residule	Vermiculite
Gravimetric (NOB) PLM ☐	Comments: If no vermiculite is reported indicates that no vermiculite is detected.		Q.C. ☐		Asbestos	Asbestos
Gravimetric (NOB) TEM ☐						
Point Count Results on the Back	Method: ☒ ELAP ☐ EPA ☐ OTHER ☐ SCANNING OPTION: ELAP (PC) or EPA Report zero if first 4 preps Asbestos = 0					

BULK ASBESTOS ANALYSIS SHEET

NVLAP (TESTING): 200640 ELAP: 11764

PRECISION ENVIRONMENTAL INC.
36-15A 23rd Street, LIC, NY 11106
Phone: 718.383.2626, Fax: 718.383.7780

Client Name: Ronnette Riley Architect	Project Name: 360 Adams Street, Brooklyn, NY 11201	
Project No.:	Microscope No.: 1	Temp: 26.1°C
Batch No.: 22-5176	Analyst Name: Jianhua Zhou	Date of Analysis: 2/28/23

1 Field No.: 253

Stereoscopic Exam: Color Burgundy Texture 4; Homogeneity 4; # of Layers ____; Vermiculite ☐ ☑; Asbestos ☐ ☐; Color of Layer ____ % Estimated Concentration ____; Comments: If no vermiculite is reported indicates that no vermiculite is detected.

PLM Optical Properties: Morphology ____ / ____ Extinction ____ / ____; RI ⊥ ____ / ____ RI ∥ ____ / ____; DS Color ____ / ____ Color, Pleo ____ / ____; Biref ____ / ____ Sign ____ / ____

Asbestos Results PLM %: ____ Chrysotile; ____ Amosite; ____ Other

Other Fibrous %: ____ Cellulose Inc. Ext./ ribbony; ____ Glass fiber Isotropic; ____ Other

Non Fibrous %: ____ Mineral Filler; ____ Binders; ____ Vermiculite; ____ Other

SOF-V Results %: ____ Organic; ____ Floats; ____ Acid Soluble; ____ Residule; ____ Asbestos

Gravimetric (NOB) Results %: ____ Organic; ____ Residue; ____ Carbonate; ____ Vermiculite; ____ Asbestos

Gravimetric (NOB) Required ☑ Recommended ☐ SM-V PREP ☐ Gravimetric PREP ☐ Gravimetric (NOB) PLM ☐ Gravimetric (NOB) TEM ☐

Q.C. ☐

Point Count Results on the Back | Method: ☒ ELAP ☐ EPA ☐ OTHER ☐ SCANNING OPTION: ELAP (PC) or EPA Report zero if first 4 preps Asbestos = 0

2 Field No.: 254

Stereoscopic Exam: Color Yellow Texture 4; Homogeneity 4; # of Layers ____; Vermiculite ☐ ☑; Asbestos ☐ ☐; Color of Layer ____ % Estimated Concentration ____; Comments: If no vermiculite is reported indicates that no vermiculite is detected.

PLM Optical Properties: Morphology ____ / ____ Extinction ____ / ____; RI ⊥ ____ / ____ RI ∥ ____ / ____; DS Color ____ / ____ Color, Pleo ____ / ____; Biref ____ / ____ Sign ____ / ____

Asbestos Results PLM %: ____ Chrysotile; ____ Amosite; ____ Other

Other Fibrous %: ____ Cellulose Inc. Ext./ ribbony; ____ Glass fiber Isotropic; ____ Other

Non Fibrous %: ____ Mineral Filler; ____ Binders; ____ Vermiculite; ____ Other

SOF-V Results %: ____ Organic; ____ Floats; ____ Acid Soluble; ____ Residule; ____ Asbestos

Gravimetric (NOB) Results %: ____ Organic; ____ Residue; ____ Carbonate; ____ Vermiculite; ____ Asbestos

Gravimetric (NOB) Required ☑ Recommended ☐ SM-V PREP ☐ Gravimetric PREP ☐ Gravimetric (NOB) PLM ☐ Gravimetric (NOB) TEM ☐

Q.C. ☐

Point Count Results on the Back | Method: ☒ ELAP ☐ EPA ☐ OTHER ☐ SCANNING OPTION: ELAP (PC) or EPA Report zero if first 4 preps Asbestos = 0

3 Field No.: 255

Stereoscopic Exam: Color Yellow Texture 4; Homogeneity 4; # of Layers ____; Vermiculite ☐ ☑; Asbestos ☐ ☐; Color of Layer ____ % Estimated Concentration ____; Comments: If no vermiculite is reported indicates that no vermiculite is detected.

PLM Optical Properties: Morphology ____ / ____ Extinction ____ / ____; RI ⊥ ____ / ____ RI ∥ ____ / ____; DS Color ____ / ____ Color, Pleo ____ / ____; Biref ____ / ____ Sign ____ / ____

Asbestos Results PLM %: ____ Chrysotile; ____ Amosite; ____ Other

Other Fibrous %: ____ Cellulose Inc. Ext./ ribbony; ____ Glass fiber Isotropic; ____ Other

Non Fibrous %: ____ Mineral Filler; ____ Binders; ____ Vermiculite; ____ Other

SOF-V Results %: ____ Organic; ____ Floats; ____ Acid Soluble; ____ Residule; ____ Asbestos

Gravimetric (NOB) Results %: ____ Organic; ____ Residue; ____ Carbonate; ____ Vermiculite; ____ Asbestos

Gravimetric (NOB) Required ☑ Recommended ☐ SM-V PREP ☐ Gravimetric PREP ☐ Gravimetric (NOB) PLM ☐ Gravimetric (NOB) TEM ☐

Q.C. ☐

Point Count Results on the Back | Method: ☒ ELAP ☐ EPA ☐ OTHER ☐ SCANNING OPTION: ELAP (PC) or EPA Report zero if first 4 preps Asbestos = 0

4 Field No.: 256

Stereoscopic Exam: Color Cream Texture 4; Homogeneity 4; # of Layers ____; Vermiculite ☐ ☑; Asbestos ☐ ☐; Color of Layer ____ % Estimated Concentration ____; Comments: If no vermiculite is reported indicates that no vermiculite is detected.

PLM Optical Properties: Morphology ____ / ____ Extinction ____ / ____; RI ⊥ ____ / ____ RI ∥ ____ / ____; DS Color ____ / ____ Color, Pleo ____ / ____; Biref ____ / ____ Sign ____ / ____

Asbestos Results PLM %: ____ Chrysotile; ____ Amosite; ____ Other

Other Fibrous %: ____ Cellulose Inc. Ext./ ribbony; ____ Glass fiber Isotropic; ____ Other

Non Fibrous %: 100 Mineral Filler; ____ Binders; 0 Vermiculite; ____ Other

SOF-V Results %: ____ Organic; ____ Floats; ____ Acid Soluble; ____ Residule; ____ Asbestos

Gravimetric (NOB) Results %: ____ Organic; ____ Residue; ____ Carbonate; ____ Vermiculite; ____ Asbestos

Gravimetric (NOB) Required ☐ Recommended ☐ SM-V PREP ☐ Gravimetric PREP ☐ Gravimetric (NOB) PLM ☐ Gravimetric (NOB) TEM ☐

Q.C. ☐

Point Count Results on the Back | Method: ☒ ELAP ☐ EPA ☐ OTHER ☑ SCANNING OPTION: ELAP (PC) or EPA Report zero if first 4 preps Asbestos = 0

BULK ASBESTOS ANALYSIS SHEET

NVLAP (TESTING): 200640 ELAP: 11764

PRECISION ENVIRONMENTAL INC.
36-15A 23rd Street, LIC, NY 11106
Phone: 718.383.2626, Fax: 718.383.7780

Client Name: Ronnette Riley Architect	Project Name: 360 Adams Street, Brooklyn, NY 11201	
Project No.:	Microscope No.: 1	Temp: 26.1°C
Batch No.: 22-5176	Analyst Name: Jianhua Zhou	Date of Analysis: 2/28/23

1 Field No.: 257	Stereoscopic Exam	PLM Optical Properties	Asbestos Results PLM %	Other Fibrous %	Non Fibrous %	SOF-V Results %	Gravimetric (NOB) Results %
Gravimetric (NOB) Required ☐	Color Cream Texture F	Morphology ___ /___ Extinction ___ /___	Chrysotile	Cellulose Inc. Ext./ ribbony	100 Mineral Filler	Organic	Organic
Recommended ☐	Homogeneity V	RI ⊥ ___ /___ RI II ___ /___	Amosite	Glass fiber Isotropic	Binders	Floats	Residue
SM-V PREP ☐	# of Layers 1 Vermiculite ☐ ☑	Color,			D		
Gravimetric PREP ☐	Asbestos ☐ ☐	DS Color ___ /___ Pleo ___ /___	Other	Other	Vermiculite	Acid Soluble	Carbonate
Gravimetric (NOB) PLM ☐	Color of Layer ___ % Estimated Concentration ___	Biref ___ /___ Sign ___ /___			Other	Residule	Vermiculite
Gravimetric (NOB) TEM ☐	Comments: If no vermiculite is reported indicates that no vermiculite is detected.			Q.C. ☐		Asbestos	Asbestos
Point Count Results on the Back	Method: ☒ ELAP ☐ EPA ☐ OTHER ☑ SCANNING OPTION: ELAP (PC) or EPA Report zero if first 4 preps Asbestos = 0						

2 Field No.: 258	Stereoscopic Exam	PLM Optical Properties	Asbestos Results PLM %	Other Fibrous %	Non Fibrous %	SOF-V Results %	Gravimetric (NOB) Results %
Gravimetric (NOB) Required ☑	Color Gal Texture 4	Morphology ___ /___ Extinction ___ /___	Chrysotile	Cellulose Inc. Ext./ ribbony	Mineral Filler	Organic	Organic
Recommended ☐	Homogeneity V	RI ⊥ ___ /___ RI II ___ /___	Amosite	Glass fiber Isotropic	Binders	Floats	Residue
SM-V PREP ☐	# of Layers 1 Vermiculite ☐ ☑	Color,					
Gravimetric PREP ☐	Asbestos ☐ ☐	DS Color ___ /___ Pleo ___ /___	Other	Other	Vermiculite	Acid Soluble	Carbonate
Gravimetric (NOB) PLM ☐	Color of Layer ___ % Estimated Concentration ___	Biref ___ /___ Sign ___ /___			Other	Residule	Vermiculite
Gravimetric (NOB) TEM ☐	Comments: If no vermiculite is reported indicates that no vermiculite is detected.			Q.C. ☐		Asbestos	Asbestos
Point Count Results on the Back	Method: ☒ ELAP ☐ EPA ☐ OTHER ☐ SCANNING OPTION: ELAP (PC) or EPA Report zero if first 4 preps Asbestos = 0						

3 Field No.: 259	Stereoscopic Exam	PLM Optical Properties	Asbestos Results PLM %	Other Fibrous %	Non Fibrous %	SOF-V Results %	Gravimetric (NOB) Results %
Gravimetric (NOB) Required ☑	Color Gal Texture 4	Morphology ___ /___ Extinction ___ /___	Chrysotile	Cellulose Inc. Ext./ ribbony	Mineral Filler	Organic	Organic
Recommended ☐	Homogeneity V	RI ⊥ ___ /___ RI II ___ /___	Amosite	Glass fiber Isotropic	Binders	Floats	Residue
SM-V PREP ☐	# of Layers 1 Vermiculite ☐ ☑	Color,					
Gravimetric PREP ☐	Asbestos ☐ ☐	DS Color ___ /___ Pleo ___ /___	Other	Other	Vermiculite	Acid Soluble	Carbonate
Gravimetric (NOB) PLM ☐	Color of Layer ___ % Estimated Concentration ___	Biref ___ /___ Sign ___ /___			Other	Residule	Vermiculite
Gravimetric (NOB) TEM ☐	Comments: If no vermiculite is reported indicates that no vermiculite is detected.			Q.C. ☐		Asbestos	Asbestos
Point Count Results on the Back	Method: ☒ ELAP ☐ EPA ☐ OTHER ☐ SCANNING OPTION: ELAP (PC) or EPA Report zero if first 4 preps Asbestos = 0						

4 Field No.: 260	Stereoscopic Exam	PLM Optical Properties	Asbestos Results PLM %	Other Fibrous %	Non Fibrous %	SOF-V Results %	Gravimetric (NOB) Results %
Gravimetric (NOB) Required ☑	Color Gray Texture 4	Morphology ___ /___ Extinction ___ /___	Chrysotile	Cellulose Inc. Ext./ ribbony	Mineral Filler	Organic	Organic
Recommended ☐	Homogeneity V	RI ⊥ ___ /___ RI II ___ /___	Amosite	Glass fiber Isotropic	Binders	Floats	Residue
SM-V PREP ☐	# of Layers 1 Vermiculite ☐ ☑	Color,					
Gravimetric PREP ☐	Asbestos ☐ ☐	DS Color ___ /___ Pleo ___ /___	Other	Other	Vermiculite	Acid Soluble	Carbonate
Gravimetric (NOB) PLM ☐	Color of Layer ___ % Estimated Concentration ___	Biref ___ /___ Sign ___ /___			Other	Residule	Vermiculite
Gravimetric (NOB) TEM ☐	Comments: If no vermiculite is reported indicates that no vermiculite is detected.			Q.C. ☐		Asbestos	Asbestos
Point Count Results on the Back	Method: ☒ ELAP ☐ EPA ☐ OTHER ☐ SCANNING OPTION: ELAP (PC) or EPA Report zero if first 4 preps Asbestos = 0						

BULK ASBESTOS ANALYSIS SHEET

NVLAP (TESTING): 200640 ELAP: 11764

PRECISION ENVIRONMENTAL INC.
36-15A 23rd Street, LIC, NY 11106
Phone: 718.383.2626, Fax: 718.383.7780

Client Name: Ronnette Riley Architect		Project Name: 360 Adams Street, Brooklyn, NY 11201	
Project No.:		Microscope No.: 1	Temp: 26.1°C
Batch No.: 22-5176	Analyst Name: Jianhua Zhou	Date of Analysis: 2/28/23	

1 Field No.: 261	Stereoscopic Exam	PLM Optical Properties	Asbestos Results PLM %	Other Fibrous %	Non Fibrous %	SOF-V Results %	Gravimetric (NOB) Results %
Gravimetric (NOB) Required ☑	Color Gray Texture 4	Morphology ___ / ___ Extinction ___ / ___	___ Chrysotile	___ Cellulose Inc. Ext./ ribbony	___ Mineral Filler	___ Organic	___ Organic
Recommended ☐	Homogeneity 4			___ Glass fiber Isotropic	___ Binders	___ Floats	___ Residue
SM-V PREP ☐		Yes No RI ⊥ ___ / ___ RI II ___ / ___	___ Amosite				
Gravimetric PREP ☐	# of Layers Vermiculite ☐ ☐ Asbestos ☐ ☑	DS Color ___ / ___ Color, Pleo ___ / ___	___ Other	___ Other	___ Vermiculite	___ Acid Soluble	___ Carbonate
Gravimetric (NOB) PLM ☐	Color of Layer ___ % Estimated Concentration ___	Biref ___ / ___ Sign ___ / ___			___ Other	___ Residule	___ Vermiculite
Gravimetric (NOB) TEM ☐	Comments: If no vermiculite is reported indicates that no vermiculite is detected.			Q.C. ☐		___ Asbestos	___ Asbestos
Point Count Results on the Back	Method: ☒ ELAP ☐ EPA ☐ OTHER ☐ SCANNING OPTION: ELAP (PC) or EPA Report zero if first 4 preps Asbestos = 0						

2 Field No.: 262	Stereoscopic Exam	PLM Optical Properties	Asbestos Results PLM %	Other Fibrous %	Non Fibrous %	SOF-V Results %	Gravimetric (NOB) Results %
Gravimetric (NOB) Required ☑	Color Gray Texture 4	Morphology ___ / ___ Extinction ___ / ___	___ Chrysotile	___ Cellulose Inc. Ext./ ribbony	___ Mineral Filler	___ Organic	___ Organic
Recommended ☐	Homogeneity 4			___ Glass fiber Isotropic	___ Binders	___ Floats	___ Residue
SM-V PREP ☐		Yes No RI ⊥ ___ / ___ RI II ___ / ___	___ Amosite				
Gravimetric PREP ☐	# of Layers Vermiculite ☐ ☐ Asbestos ☐ ☑	DS Color ___ / ___ Color, Pleo ___ / ___	___ Other	___ Other	___ Vermiculite	___ Acid Soluble	___ Carbonate
Gravimetric (NOB) PLM ☐	Color of Layer ___ % Estimated Concentration ___	Biref ___ / ___ Sign ___ / ___			___ Other	___ Residule	___ Vermiculite
Gravimetric (NOB) TEM ☐	Comments: If no vermiculite is reported indicates that no vermiculite is detected.			Q.C. ☐		___ Asbestos	___ Asbestos
Point Count Results on the Back	Method: ☒ ELAP ☐ EPA ☐ OTHER ☐ SCANNING OPTION: ELAP (PC) or EPA Report zero if first 4 preps Asbestos = 0						

3 Field No.: 263	Stereoscopic Exam	PLM Optical Properties	Asbestos Results PLM %	Other Fibrous %	Non Fibrous %	SOF-V Results %	Gravimetric (NOB) Results %
Gravimetric (NOB) Required ☑	Color Yellow Texture 4	Morphology ___ / ___ Extinction ___ / ___	___ Chrysotile	___ Cellulose Inc. Ext./ ribbony	___ Mineral Filler	___ Organic	___ Organic
Recommended ☐	Homogeneity 4			___ Glass fiber Isotropic	___ Binders	___ Floats	___ Residue
SM-V PREP ☐		Yes No RI ⊥ ___ / ___ RI II ___ / ___	___ Amosite				
Gravimetric PREP ☐	# of Layers Vermiculite ☐ ☐ Asbestos ☐ ☐	DS Color ___ / ___ Color, Pleo ___ / ___	___ Other	___ Other	___ Vermiculite	___ Acid Soluble	___ Carbonate
Gravimetric (NOB) PLM ☐	Color of Layer ___ % Estimated Concentration ___	Biref ___ / ___ Sign ___ / ___			___ Other	___ Residule	___ Vermiculite
Gravimetric (NOB) TEM ☐	Comments: If no vermiculite is reported indicates that no vermiculite is detected.			Q.C. ☐		___ Asbestos	___ Asbestos
Point Count Results on the Back	Method: ☒ ELAP ☐ EPA ☐ OTHER ☐ SCANNING OPTION: ELAP (PC) or EPA Report zero if first 4 preps Asbestos = 0						

4 Field No.: 264	Stereoscopic Exam	PLM Optical Properties	Asbestos Results PLM %	Other Fibrous %	Non Fibrous %	SOF-V Results %	Gravimetric (NOB) Results %
Gravimetric (NOB) Required ☑	Color Cream Texture 4	Morphology ___ / ___ Extinction ___ / ___	___ Chrysotile	___ Cellulose Inc. Ext./ ribbony	___ Mineral Filler	___ Organic	___ Organic
Recommended ☐	Homogeneity 4			___ Glass fiber Isotropic	___ Binders	___ Floats	___ Residue
SM-V PREP ☐		Yes No RI ⊥ ___ / ___ RI II ___ / ___	___ Amosite				
Gravimetric PREP ☐	# of Layers Vermiculite ☐ ☑ Asbestos ☐ ☐	DS Color ___ / ___ Color, Pleo ___ / ___	___ Other	___ Other	___ Vermiculite	___ Acid Soluble	___ Carbonate
Gravimetric (NOB) PLM ☐	Color of Layer ___ % Estimated Concentration ___	Biref ___ / ___ Sign ___ / ___			___ Other	___ Residule	___ Vermiculite
Gravimetric (NOB) TEM ☐	Comments: If no vermiculite is reported indicates that no vermiculite is detected.			Q.C. ☐		___ Asbestos	___ Asbestos
Point Count Results on the Back	Method: ☒ ELAP ☐ EPA ☐ OTHER ☐ SCANNING OPTION: ELAP (PC) or EPA Report zero if first 4 preps Asbestos = 0						

BULK ASBESTOS ANALYSIS SHEET

NVLAP (TESTING): 200640 ELAP: 11764

PRECISION ENVIRONMENTAL INC.
36-15A 23rd Street, LIC, NY 11106
Phone: 718.383.2626, Fax: 718.383.7780

Client Name: Ronnette Riley Architect	Project Name: 360 Adams Street, Brooklyn, NY 11201	
Project No.:	Microscope No.: 1	Temp: 26.1°C
Batch No.: 22-5176	Analyst Name: Jianhua Zhou	Date of Analysis: 2/28/23

1 Field No.: 265

Stereoscopic Exam: Color Cream Texture 4; Homogeneity Y; # of Layers 1; Vermiculite ☐ ☒; Asbestos ☐ ☐; Color of Layer ____ % Estimated Concentration ____; Comments: If no vermiculite is reported indicates that no vermiculite is detected.

PLM Optical Properties: Morphology ____ / ____ Extinction ____ / ____; RI ⊥ ____ / ____ RI II ____ / ____; DS Color ____ / ____ Color, Pleo ____ / ____; Biref ____ / ____ Sign ____ / ____

Asbestos Results PLM %: ____ Chrysotile; ____ Amosite; ____ Other

Other Fibrous %: ____ Cellulose Inc. Ext./ ribbony; ____ Glass fiber Isotropic; ____ Other

Non Fibrous %: ____ Mineral Filler; ____ Binders; ____ Vermiculite; ____ Other

SOF-V Results %: ____ Organic; ____ Floats; ____ Acid Soluble; ____ Residule; ____ Asbestos

Gravimetric (NOB) Results %: ____ Organic; ____ Residue; ____ Carbonate; ____ Vermiculite; ____ Asbestos

Gravimetric (NOB) Required ☑; Recommended ☐; SM-V PREP ☐; Gravimetric PREP ☐; Gravimetric (NOB) PLM ☐; Gravimetric (NOB) TEM ☐; Q.C. ☐

Point Count Results on the Back | Method: ☒ ELAP ☐ EPA ☐ OTHER ☐ SCANNING OPTION: ELAP (PC) or EPA Report zero if first 4 preps Asbestos = 0

2 Field No.: 226

Stereoscopic Exam: Color Wht Texture 4; Homogeneity Y; # of Layers 1; Vermiculite ☐ ☒; Asbestos ☐ ☐; Color of Layer ____ % Estimated Concentration ____; Comments: If no vermiculite is reported indicates that no vermiculite is detected.

PLM Optical Properties: Morphology ____ / ____ Extinction ____ / ____; RI ⊥ ____ / ____ RI II ____ / ____; DS Color ____ / ____ Color, Pleo ____ / ____; Biref ____ / ____ Sign ____ / ____

Asbestos Results PLM %: ____ Chrysotile; ____ Amosite; ____ Other

Other Fibrous %: ____ Cellulose Inc. Ext./ ribbony; ____ Glass fiber Isotropic; ____ Other

Non Fibrous %: ____ Mineral Filler; ____ Binders; ____ Vermiculite; ____ Other

SOF-V Results %: ____ Organic; ____ Floats; ____ Acid Soluble; ____ Residule; ____ Asbestos

Gravimetric (NOB) Results %: ____ Organic; ____ Residue; ____ Carbonate; ____ Vermiculite; ____ Asbestos

Gravimetric (NOB) Required ☐; Recommended ☐; SM-V PREP ☐; Gravimetric PREP ☐; Gravimetric (NOB) PLM ☐; Gravimetric (NOB) TEM ☐; Q.C. ☐

Point Count Results on the Back | Method: ☒ ELAP ☐ EPA ☐ OTHER ☐ SCANNING OPTION: ELAP (PC) or EPA Report zero if first 4 preps Asbestos = 0

3 Field No.: 267

Stereoscopic Exam: Color Wht Texture 4; Homogeneity Y; # of Layers 1; Vermiculite ☐ ☒; Asbestos ☐ ☐; Color of Layer ____ % Estimated Concentration ____; Comments: If no vermiculite is reported indicates that no vermiculite is detected.

PLM Optical Properties: Morphology ____ / ____ Extinction ____ / ____; RI ⊥ ____ / ____ RI II ____ / ____; DS Color ____ / ____ Color, Pleo ____ / ____; Biref ____ / ____ Sign ____ / ____

Asbestos Results PLM %: ____ Chrysotile; ____ Amosite; ____ Other

Other Fibrous %: ____ Cellulose Inc. Ext./ ribbony; ____ Glass fiber Isotropic; ____ Other

Non Fibrous %: ____ Mineral Filler; ____ Binders; ____ Vermiculite; ____ Other

SOF-V Results %: ____ Organic; ____ Floats; ____ Acid Soluble; ____ Residule; ____ Asbestos

Gravimetric (NOB) Results %: ____ Organic; ____ Residue; ____ Carbonate; ____ Vermiculite; ____ Asbestos

Gravimetric (NOB) Required ☑; Recommended ☐; SM-V PREP ☐; Gravimetric PREP ☐; Gravimetric (NOB) PLM ☐; Gravimetric (NOB) TEM ☐; Q.C. ☐

Point Count Results on the Back | Method: ☒ ELAP ☐ EPA ☐ OTHER ☐ SCANNING OPTION: ELAP (PC) or EPA Report zero if first 4 preps Asbestos = 0

4 Field No.: 268

Stereoscopic Exam: Color Ch. Blue Texture 4; Homogeneity Y; # of Layers 1; Vermiculite ☐ ☒; Asbestos ☐ ☐; Color of Layer ____ % Estimated Concentration ____; Comments: If no vermiculite is reported indicates that no vermiculite is detected.

PLM Optical Properties: Morphology ____ / ____ Extinction ____ / ____; RI ⊥ ____ / ____ RI II ____ / ____; DS Color ____ / ____ Color, Pleo ____ / ____; Biref ____ / ____ Sign ____ / ____

Asbestos Results PLM %: ____ Chrysotile; ____ Amosite; ____ Other

Other Fibrous %: ____ Cellulose Inc. Ext./ ribbony; ____ Glass fiber Isotropic; ____ Other

Non Fibrous %: ____ Mineral Filler; ____ Binders; ____ Vermiculite; ____ Other

SOF-V Results %: ____ Organic; ____ Floats; ____ Acid Soluble; ____ Residule; ____ Asbestos

Gravimetric (NOB) Results %: ____ Organic; ____ Residue; ____ Carbonate; ____ Vermiculite; ____ Asbestos

Gravimetric (NOB) Required ☐; Recommended ☐; SM-V PREP ☐; Gravimetric PREP ☐; Gravimetric (NOB) PLM ☐; Gravimetric (NOB) TEM ☐; Q.C. ☐

Point Count Results on the Back | Method: ☒ ELAP ☐ EPA ☐ OTHER ☐ SCANNING OPTION: ELAP (PC) or EPA Report zero if first 4 preps Asbestos = 0

BULK ASBESTOS ANALYSIS SHEET

NVLAP (TESTING): 200640 ELAP: 11764

PRECISION ENVIRONMENTAL INC.
36-15A 23rd Street, LIC, NY 11106
Phone: 718.383.2626, Fax: 718.383.7780

Client Name: Ronnette Riley Architect	Project Name: 360 Adams Street, Brooklyn, NY 11201	
Project No.:	Microscope No.: 1	Temp: 26.1°C
Batch No.: 22-5176	Analyst Name: Jianhua Zhou	Date of Analysis: 2/28/23

1 Field No.: 269	Stereoscopic Exam	PLM Optical Properties	Asbestos Results PLM %	Other Fibrous %	Non Fibrous %	SOF-V Results %	Gravimetric (NOB) Results %
Gravimetric (NOB) Required ☑	Color Lt. blue Texture 4	Morphology ___ / ___ Extinction ___ / ___	___ Chrysotile	___ Cellulose Inc. Ext./ ribbony	___ Mineral Filler	___ Organic	___ Organic
Recommended ☐ SM-V PREP ☐	Homogeneity 4 Yes No	RI ⊥ ___ / ___ RI II ___ / ___	___ Amosite	___ Glass fiber Isotropic	___ Binders	___ Floats	___ Residue
Gravimetric PREP ☐	# of Layers Vermiculite ☐ ☑ Asbestos ☐ ☐	DS Color ___ / ___ Color, Pleo ___ / ___	___ Other	___ Other	___ Vermiculite	___ Acid Soluble	___ Carbonate
Gravimetric (NOB) PLM ☐	Color of Layer ___ % Estimated Concentration ___	Biref ___ / ___ Sign ___ / ___			___ Other	___ Residule	___ Vermiculite
Gravimetric (NOB) TEM ☐	Comments: If no vermiculite is reported indicates that no vermiculite is detected.			Q.C. ☐		___ Asbestos	___ Asbestos
Point Count Results on the Back	Method: ☒ ELAP ☐ EPA ☐ OTHER ☐ SCANNING OPTION: ELAP (PC) or EPA		Report zero if first 4 preps Asbestos = 0				

2 Field No.: 270	Stereoscopic Exam	PLM Optical Properties	Asbestos Results PLM %	Other Fibrous %	Non Fibrous %	SOF-V Results %	Gravimetric (NOB) Results %
Gravimetric (NOB) Required ☑	Color Lt. blue Texture 4	Morphology ___ / ___ Extinction ___ / ___	___ Chrysotile	___ Cellulose Inc. Ext./ ribbony	___ Mineral Filler	___ Organic	___ Organic
Recommended ☐ SM-V PREP ☐	Homogeneity 4 Yes No	RI ⊥ ___ / ___ RI II ___ / ___	___ Amosite	___ Glass fiber Isotropic	___ Binders	___ Floats	___ Residue
Gravimetric PREP ☐	# of Layers Vermiculite ☐ ☐ Asbestos ☐ ☑	DS Color ___ / ___ Color, Pleo ___ / ___	___ Other	___ Other	___ Vermiculite	___ Acid Soluble	___ Carbonate
Gravimetric (NOB) PLM ☐	Color of Layer ___ % Estimated Concentration ___	Biref ___ / ___ Sign ___ / ___			___ Other	___ Residule	___ Vermiculite
Gravimetric (NOB) TEM ☐	Comments: If no vermiculite is reported indicates that no vermiculite is detected.			Q.C. ☐		___ Asbestos	___ Asbestos
Point Count Results on the Back	Method: ☒ ELAP ☐ EPA ☐ OTHER ☐ SCANNING OPTION: ELAP (PC) or EPA		Report zero if first 4 preps Asbestos = 0				

3 Field No.: 271	Stereoscopic Exam	PLM Optical Properties	Asbestos Results PLM %	Other Fibrous %	Non Fibrous %	SOF-V Results %	Gravimetric (NOB) Results %
Gravimetric (NOB) Required ☑	Color Lt. blue Texture 4	Morphology ___ / ___ Extinction ___ / ___	___ Chrysotile	___ Cellulose Inc. Ext./ ribbony	___ Mineral Filler	___ Organic	___ Organic
Recommended ☐ SM-V PREP ☐	Homogeneity 4 Yes No	RI ⊥ ___ / ___ RI II ___ / ___	___ Amosite	___ Glass fiber Isotropic	___ Binders	___ Floats	___ Residue
Gravimetric PREP ☐	# of Layers Vermiculite ☐ ☑ Asbestos ☐ ☐	DS Color ___ / ___ Color, Pleo ___ / ___	___ Other	___ Other	___ Vermiculite	___ Acid Soluble	___ Carbonate
Gravimetric (NOB) PLM ☐	Color of Layer ___ % Estimated Concentration ___	Biref ___ / ___ Sign ___ / ___			___ Other	___ Residule	___ Vermiculite
Gravimetric (NOB) TEM ☐	Comments: If no vermiculite is reported indicates that no vermiculite is detected.			Q.C. ☐		___ Asbestos	___ Asbestos
Point Count Results on the Back	Method: ☒ ELAP ☐ EPA ☐ OTHER ☐ SCANNING OPTION: ELAP (PC) or EPA		Report zero if first 4 preps Asbestos = 0				

4 Field No.: 272	Stereoscopic Exam	PLM Optical Properties	Asbestos Results PLM %	Other Fibrous %	Non Fibrous %	SOF-V Results %	Gravimetric (NOB) Results %
Gravimetric (NOB) Required ☑	Color Green Texture 4	Morphology ___ / ___ Extinction ___ / ___	___ Chrysotile	___ Cellulose Inc. Ext./ ribbony	___ Mineral Filler	___ Organic	___ Organic
Recommended ☐ SM-V PREP ☐	Homogeneity 4 Yes No	RI ⊥ ___ / ___ RI II ___ / ___	___ Amosite	___ Glass fiber Isotropic	___ Binders	___ Floats	___ Residue
Gravimetric PREP ☐	# of Layers Vermiculite ☐ ☑ Asbestos ☐ ☐	DS Color ___ / ___ Color, Pleo ___ / ___	___ Other	___ Other	___ Vermiculite	___ Acid Soluble	___ Carbonate
Gravimetric (NOB) PLM ☐	Color of Layer ___ % Estimated Concentration ___	Biref ___ / ___ Sign ___ / ___			___ Other	___ Residule	___ Vermiculite
Gravimetric (NOB) TEM ☐	Comments: If no vermiculite is reported indicates that no vermiculite is detected.			Q.C. ☐		___ Asbestos	___ Asbestos
Point Count Results on the Back	Method: ☒ ELAP ☐ EPA ☐ OTHER ☐ SCANNING OPTION: ELAP (PC) or EPA		Report zero if first 4 preps Asbestos = 0				

BULK ASBESTOS ANALYSIS SHEET

NVLAP (TESTING): 200640 ELAP: 11764

PRECISION ENVIRONMENTAL INC.
36-15A 23rd Street, LIC, NY 11106
Phone: 718.383.2626, Fax: 718.383.7780

Client Name: Ronnette Riley Architect	Project Name: 360 Adams Street, Brooklyn, NY 11201	
Project No.:	Microscope No.: 1	Temp: 26.1°C
Batch No.: 22-5176	Analyst Name: Jianhua Zhou	Date of Analysis: 2/28/23

1 Field No.: 273	Stereoscopic Exam	PLM Optical Properties	Asbestos Results PLM %	Other Fibrous %	Non Fibrous %	SOF-V Results %	Gravimetric (NOB) Results %
Gravimetric (NOB) Required ☑	Color Green Texture 4	Morphology ___ / ___ Extinction ___ / ___	___ Chrysotile	___ Cellulose Inc. Ext./ ribbony	___ Mineral Filler	___ Organic	___ Organic
Recommended ☐	Homogeneity 4			___ Glass fiber Isotropic	___ Binders	___ Floats	___ Residue
SM-V PREP ☐	Yes No	RI ⊥ ___ / ___ RI II ___ / ___	___ Amosite				
Gravimetric PREP ☐	# of Layers Vermiculite ☐ ☐ Asbestos ☐ ☐	DS Color ___ / ___ Color, Pleo ___ / ___	___ Other	___ Other	___ Vermiculite	___ Acid Soluble	___ Carbonate
Gravimetric (NOB) PLM ☐	Color of Layer___ % Estimated Concentration ___	Biref ___ / ___ Sign ___ / ___			___ Other	___ Residule	___ Vermiculite
Gravimetric (NOB) TEM ☐	Comments: If no vermiculite is reported indicates that no vermiculite is detected.			Q.C. ☐		___ Asbestos	___ Asbestos
Point Count Results on the Back	Method: ☒ ELAP ☐ EPA ☐ OTHER ☐ SCANNING OPTION: ELAP (PC) or EPA Report zero if first 4 preps Asbestos = 0						

2 Field No.: 274	Stereoscopic Exam	PLM Optical Properties	Asbestos Results PLM %	Other Fibrous %	Non Fibrous %	SOF-V Results %	Gravimetric (NOB) Results %
Gravimetric (NOB) Required ☐	Color Yellow Texture 4	Morphology ___ / ___ Extinction ___ / ___	___ Chrysotile	___ Cellulose Inc. Ext./ ribbony	___ Mineral Filler	___ Organic	___ Organic
Recommended ☐	Homogeneity 4			___ Glass fiber Isotropic	___ Binders	___ Floats	___ Residue
SM-V PREP ☐	Yes No	RI ⊥ ___ / ___ RI II ___ / ___	___ Amosite				
Gravimetric PREP ☐	# of Layers Vermiculite ☐ ☑ Asbestos ☐ ☐	DS Color ___ / ___ Color, Pleo ___ / ___	___ Other	___ Other	___ Vermiculite	___ Acid Soluble	___ Carbonate
Gravimetric (NOB) PLM ☐	Color of Layer___ % Estimated Concentration ___	Biref ___ / ___ Sign ___ / ___			___ Other	___ Residule	___ Vermiculite
Gravimetric (NOB) TEM ☐	Comments: If no vermiculite is reported indicates that no vermiculite is detected.			Q.C. ☐		___ Asbestos	___ Asbestos
Point Count Results on the Back	Method: ☒ ELAP ☐ EPA ☐ OTHER ☐ SCANNING OPTION: ELAP (PC) or EPA Report zero if first 4 preps Asbestos = 0						

3 Field No.: 275	Stereoscopic Exam	PLM Optical Properties	Asbestos Results PLM %	Other Fibrous %	Non Fibrous %	SOF-V Results %	Gravimetric (NOB) Results %
Gravimetric (NOB) Required ☑	Color Yellow Texture 4	Morphology ___ / ___ Extinction ___ / ___	___ Chrysotile	___ Cellulose Inc. Ext./ ribbony	___ Mineral Filler	___ Organic	___ Organic
Recommended ☐	Homogeneity 4			___ Glass fiber Isotropic	___ Binders	___ Floats	___ Residue
SM-V PREP ☐	Yes No	RI ⊥ ___ / ___ RI II ___ / ___	___ Amosite				
Gravimetric PREP ☐	# of Layers Vermiculite ☐ ☑ Asbestos ☐ ☐	DS Color ___ / ___ Color, Pleo ___ / ___	___ Other	___ Other	___ Vermiculite	___ Acid Soluble	___ Carbonate
Gravimetric (NOB) PLM ☐	Color of Layer___ % Estimated Concentration ___	Biref ___ / ___ Sign ___ / ___			___ Other	___ Residule	___ Vermiculite
Gravimetric (NOB) TEM ☐	Comments: If no vermiculite is reported indicates that no vermiculite is detected.			Q.C. ☐		___ Asbestos	___ Asbestos
Point Count Results on the Back	Method: ☒ ELAP ☐ EPA ☐ OTHER ☐ SCANNING OPTION: ELAP (PC) or EPA Report zero if first 4 preps Asbestos = 0						

4 Field No.: 276	Stereoscopic Exam	PLM Optical Properties	Asbestos Results PLM %	Other Fibrous %	Non Fibrous %	SOF-V Results %	Gravimetric (NOB) Results %
Gravimetric (NOB) Required ☑	Color Red Texture 4	Morphology ___ / ___ Extinction ___ / ___	___ Chrysotile	___ Cellulose Inc. Ext./ ribbony	___ Mineral Filler	___ Organic	___ Organic
Recommended ☐	Homogeneity 4			___ Glass fiber Isotropic	___ Binders	___ Floats	___ Residue
SM-V PREP ☐	Yes No	RI ⊥ ___ / ___ RI II ___ / ___	___ Amosite				
Gravimetric PREP ☐	# of Layers Vermiculite ☐ ☑ Asbestos ☐ ☐	DS Color ___ / ___ Color, Pleo ___ / ___	___ Other	___ Other	___ Vermiculite	___ Acid Soluble	___ Carbonate
Gravimetric (NOB) PLM ☐	Color of Layer___ % Estimated Concentration ___	Biref ___ / ___ Sign ___ / ___			___ Other	___ Residule	___ Vermiculite
Gravimetric (NOB) TEM ☐	Comments: If no vermiculite is reported indicates that no vermiculite is detected.			Q.C. ☐		___ Asbestos	___ Asbestos
Point Count Results on the Back	Method: ☒ ELAP ☐ EPA ☐ OTHER ☐ SCANNING OPTION: ELAP (PC) or EPA Report zero if first 4 preps Asbestos = 0						

BULK ASBESTOS ANALYSIS SHEET

NVLAP (TESTING): 200640 ELAP: 11764

PRECISION ENVIRONMENTAL INC.
36-15A 23rd Street, LIC, NY 11106
Phone: 718.383.2626, Fax: 718.383.7780

Client Name: Ronnette Riley Architect	Project Name: 360 Adams Street, Brooklyn, NY 11201	
Project No.:	Microscope No.: 1	Temp: 26.1°C
Batch No.: 22-5176	Analyst Name: Jianhua Zhou	Date of Analysis: 2/28/23

1 Field No.: 277

Stereoscopic Exam	PLM Optical Properties	Asbestos Results PLM %	Other Fibrous %	Non Fibrous %	SOF-V Results %	Gravimetric (NOB) Results %
Gravimetric (NOB) Required ☑	Color Red Texture 4	Morphology ___/___ Extinction ___/___	Cellulose Inc. Ext./ ribbony	Mineral Filler	Organic	Organic
Recommended ☐	Homogeneity Y	RI ⊥ ___/___ RI II ___/___	Glass fiber Isotropic	Binders	Floats	Residue
SM-V PREP ☐	Yes No					
Gravimetric PREP ☐	# of Layers 1 Vermiculite ☐ ☐ Asbestos ☐ ☑	DS Color ___/___ Color, Pleo ___/___	Other	Vermiculite	Acid Soluble	Carbonate
Gravimetric (NOB) PLM ☐	Color of Layer ___ % Estimated Concentration ___	Biref ___/___ Sign ___/___	Other	Other	Residule	Vermiculite
Gravimetric (NOB) TEM ☐	Comments: If no vermiculite is reported indicates that no vermiculite is detected.		Q.C. ☐		Asbestos	Asbestos

Point Count Results on the Back | Method: ☒ ELAP ☐ EPA ☐ OTHER ☐ SCANNING OPTION: ELAP (PC) or EPA Report zero if first 4 preps Asbestos = 0

2 Field No.: 278

Stereoscopic Exam	PLM Optical Properties	Asbestos Results PLM %	Other Fibrous %	Non Fibrous %	SOF-V Results %	Gravimetric (NOB) Results %
Gravimetric (NOB) Required ☑	Color Red Texture 4	Morphology ___/___ Extinction ___/___	Cellulose Inc. Ext./ ribbony	Mineral Filler	Organic	Organic
Recommended ☐	Homogeneity Y	RI ⊥ ___/___ RI II ___/___	Glass fiber Isotropic	Binders	Floats	Residue
SM-V PREP ☐	Yes No					
Gravimetric PREP ☐	# of Layers 1 Vermiculite ☐ ☐ Asbestos ☐ ☐	DS Color ___/___ Color, Pleo ___/___	Other	Vermiculite	Acid Soluble	Carbonate
Gravimetric (NOB) PLM ☐	Color of Layer ___ % Estimated Concentration ___	Biref ___/___ Sign ___/___	Other	Other	Residule	Vermiculite
Gravimetric (NOB) TEM ☐	Comments: If no vermiculite is reported indicates that no vermiculite is detected.		Q.C. ☐		Asbestos	Asbestos

Point Count Results on the Back | Method: ☒ ELAP ☐ EPA ☐ OTHER ☐ SCANNING OPTION: ELAP (PC) or EPA Report zero if first 4 preps Asbestos = 0

3 Field No.: 279

Stereoscopic Exam	PLM Optical Properties	Asbestos Results PLM %	Other Fibrous %	Non Fibrous %	SOF-V Results %	Gravimetric (NOB) Results %
Gravimetric (NOB) Required ☑	Color Red Texture 4	Morphology ___/___ Extinction ___/___	Cellulose Inc. Ext./ ribbony	Mineral Filler	Organic	Organic
Recommended ☐	Homogeneity Y	RI ⊥ ___/___ RI II ___/___	Glass fiber Isotropic	Binders	Floats	Residue
SM-V PREP ☐	Yes No					
Gravimetric PREP ☐	# of Layers 1 Vermiculite ☐ ☑ Asbestos ☐ ☐	DS Color ___/___ Color, Pleo ___/___	Other	Vermiculite	Acid Soluble	Carbonate
Gravimetric (NOB) PLM ☐	Color of Layer ___ % Estimated Concentration ___	Biref ___/___ Sign ___/___	Other	Other	Residule	Vermiculite
Gravimetric (NOB) TEM ☐	Comments: If no vermiculite is reported indicates that no vermiculite is detected.		Q.C. ☐		Asbestos	Asbestos

Point Count Results on the Back | Method: ☒ ELAP ☐ EPA ☐ OTHER ☐ SCANNING OPTION: ELAP (PC) or EPA Report zero if first 4 preps Asbestos = 0

4 Field No.: 280

Stereoscopic Exam	PLM Optical Properties	Asbestos Results PLM %	Other Fibrous %	Non Fibrous %	SOF-V Results %	Gravimetric (NOB) Results %
Gravimetric (NOB) Required ☐	Color White Texture 4	Morphology ___/___ Extinction ___/___	Cellulose Inc. Ext./ ribbony	100 Mineral Filler	Organic	Organic
Recommended ☐	Homogeneity Y	RI ⊥ ___/___ RI II ___/___	Glass fiber Isotropic	Binders	Floats	Residue
SM-V PREP ☐	Yes No					
Gravimetric PREP ☐	# of Layers 1 Vermiculite ☐ ☑ Asbestos ☐ ☑	DS Color ___/___ Color, Pleo ___/___	Other	0 Vermiculite	Acid Soluble	Carbonate
Gravimetric (NOB) PLM ☐	Color of Layer ___ % Estimated Concentration ___	Biref ___/___ Sign ___/___	Other	Other	Residule	Vermiculite
Gravimetric (NOB) TEM ☐	Comments: If no vermiculite is reported indicates that no vermiculite is detected.		Q.C. ☐		Asbestos	Asbestos

Point Count Results on the Back | Method: ☒ ELAP ☐ EPA ☐ OTHER ☑ SCANNING OPTION: ELAP (PC) or EPA Report zero if first 4 preps Asbestos = 0

BULK ASBESTOS ANALYSIS SHEET

NVLAP (TESTING): 200640 ELAP: 11764

PRECISION ENVIRONMENTAL INC.
36-15A 23rd Street, LIC, NY 11106
Phone: 718.383.2626, Fax: 718.383.7780

Client Name: Ronnette Riley Architect	Project Name: 360 Adams Street, Brooklyn, NY 11201	
Project No.:	Microscope No.: 1	Temp: 26.1°C
Batch No.: 22-5176	Analyst Name: Jianhua Zhou	Date of Analysis: 2/28/23

1 Field No.: 281

Stereoscopic Exam	PLM Optical Properties	Asbestos Results PLM %	Other Fibrous %	Non Fibrous %	SOF-V Results %	Gravimetric (NOB) Results %
Gravimetric (NOB) Required ☐	Color White Texture F	Morphology ___ / ___ Extinction ___ / ___	Chrysotile	___ Cellulose Inc. Ext./ ribbony	100 Mineral Filler	___ Organic	___ Organic
Recommended ☐	Homogeneity V	RI ⊥ ___ / ___ RI II ___ / ___	Amosite	___ Glass fiber Isotropic	___ Binders	___ Floats	___ Residue
SM-V PREP ☐	Yes No						
Gravimetric PREP ☐	# of Layers Vermiculite ☐ ☑ Asbestos ☐ ☐	DS Color ___ / ___ Color, Pleo ___ / ___	Other	___ Other	0 Vermiculite	___ Acid Soluble	___ Carbonate
Gravimetric (NOB) PLM ☐	Color of Layer ___ % Estimated Concentration ___	Bref ___ / ___ Sign ___ / ___			___ Other	___ Residule	___ Vermiculite
Gravimetric (NOB) TEM ☐	Comments: If no vermiculite is reported indicates that no vermiculite is detected.		Q.C. ☐			___ Asbestos	___ Asbestos
Point Count Results on the Back	Method: ☒ ELAP ☐ EPA ☐ OTHER ☑ SCANNING OPTION: ELAP (PC) or EPA		Report zero if first 4 preps Asbestos = 0				

2 Field No.: 282

Stereoscopic Exam	PLM Optical Properties	Asbestos Results PLM %	Other Fibrous %	Non Fibrous %	SOF-V Results %	Gravimetric (NOB) Results %
Gravimetric (NOB) Required ☐	Color White Texture F	Morphology ___ / ___ Extinction ___ / ___	Chrysotile	___ Cellulose Inc. Ext./ ribbony	100 Mineral Filler	___ Organic	___ Organic
Recommended ☐	Homogeneity V	RI ⊥ ___ / ___ RI II ___ / ___	Amosite	___ Glass fiber Isotropic	___ Binders	___ Floats	___ Residue
SM-V PREP ☐	Yes No						
Gravimetric PREP ☐	# of Layers Vermiculite ☐ ☑ Asbestos ☐ ☐	DS Color ___ / ___ Color, Pleo ___ / ___	Other	___ Other	0 Vermiculite	___ Acid Soluble	___ Carbonate
Gravimetric (NOB) PLM ☐	Color of Layer ___ % Estimated Concentration ___	Bref ___ / ___ Sign ___ / ___			___ Other	___ Residule	___ Vermiculite
Gravimetric (NOB) TEM ☐	Comments: If no vermiculite is reported indicates that no vermiculite is detected.		Q.C. ☐			___ Asbestos	___ Asbestos
Point Count Results on the Back	Method: ☒ ELAP ☐ EPA ☐ OTHER ☑ SCANNING OPTION: ELAP (PC) or EPA		Report zero if first 4 preps Asbestos = 0				

3 Field No.: 283

Stereoscopic Exam	PLM Optical Properties	Asbestos Results PLM %	Other Fibrous %	Non Fibrous %	SOF-V Results %	Gravimetric (NOB) Results %
Gravimetric (NOB) Required ☑	Color Wh. Texture F	Morphology ___ / ___ Extinction ___ / ___	Chrysotile	___ Cellulose Inc. Ext./ ribbony	___ Mineral Filler	___ Organic	___ Organic
Recommended ☐	Homogeneity V	RI ⊥ ___ / ___ RI II ___ / ___	Amosite	___ Glass fiber Isotropic	___ Binders	___ Floats	___ Residue
SM-V PREP ☐	Yes No						
Gravimetric PREP ☐	# of Layers Vermiculite ☐ ☑ Asbestos ☐ ☐	DS Color ___ / ___ Color, Pleo ___ / ___	Other	___ Other	___ Vermiculite	___ Acid Soluble	___ Carbonate
Gravimetric (NOB) PLM ☐	Color of Layer ___ % Estimated Concentration ___	Bref ___ / ___ Sign ___ / ___			___ Other	___ Residule	___ Vermiculite
Gravimetric (NOB) TEM ☐	Comments: If no vermiculite is reported indicates that no vermiculite is detected.		Q.C. ☐			___ Asbestos	___ Asbestos
Point Count Results on the Back	Method: ☒ ELAP ☐ EPA ☐ OTHER ☐ SCANNING OPTION: ELAP (PC) or EPA		Report zero if first 4 preps Asbestos = 0				

4 Field No.: 284

Stereoscopic Exam	PLM Optical Properties	Asbestos Results PLM %	Other Fibrous %	Non Fibrous %	SOF-V Results %	Gravimetric (NOB) Results %
Gravimetric (NOB) Required ☑	Color Wh. Texture F	Morphology ___ / ___ Extinction ___ / ___	Chrysotile	___ Cellulose Inc. Ext./ ribbony	___ Mineral Filler	___ Organic	___ Organic
Recommended ☐	Homogeneity V	RI ⊥ ___ / ___ RI II ___ / ___	Amosite	___ Glass fiber Isotropic	___ Binders	___ Floats	___ Residue
SM-V PREP ☐	Yes No						
Gravimetric PREP ☐	# of Layers Vermiculite ☐ ☑ Asbestos ☐ ☐	DS Color ___ / ___ Color, Pleo ___ / ___	Other	___ Other	___ Vermiculite	___ Acid Soluble	___ Carbonate
Gravimetric (NOB) PLM ☐	Color of Layer ___ % Estimated Concentration ___	Bref ___ / ___ Sign ___ / ___			___ Other	___ Residule	___ Vermiculite
Gravimetric (NOB) TEM ☐	Comments: If no vermiculite is reported indicates that no vermiculite is detected.		Q.C. ☐			___ Asbestos	___ Asbestos
Point Count Results on the Back	Method: ☒ ELAP ☐ EPA ☐ OTHER ☐ SCANNING OPTION: ELAP (PC) or EPA		Report zero if first 4 preps Asbestos = 0				

BULK ASBESTOS ANALYSIS SHEET

NVLAP (TESTING): 200640 ELAP: 11764

PRECISION ENVIRONMENTAL INC.
36-15A 23rd Street, LIC, NY 11106
Phone: 718.383.2626, Fax: 718.383.7780

Client Name: Ronnette Riley Architect	Project Name: 360 Adams Street, Brooklyn, NY 11201	
Project No.:	Microscope No.: 1	Temp: 26.1°C
Batch No.: 22-5176	Analyst Name: Jianhua Zhou	Date of Analysis: 2/28/23

1 Field No.: 285	Stereoscopic Exam	PLM Optical Properties	Asbestos Results PLM %	Other Fibrous %	Non Fibrous %	SOF-V Results %	Gravimetric (NOB) Results %
Gravimetric (NOB) Required ☑	Color Yel. Texture 4	Morphology ___ /___ Extinction ___ /___	___Chrysotile	___Cellulose Inc. Ext./ ribbony	___Mineral Filler	___Organic	___Organic
Recommended ☐	Homogeneity 4	RI ⊥ ___ /___ RI II ___ /___	___Amosite	___Glass fiber Isotropic	___Binders	___Floats	___Residue
SM-V PREP ☐	Yes No						
Gravimetric PREP ☐	# of Layers Vermiculite ☐ ☑ Asbestos ☐ ☐	DS Color ___ /___ Color, Pleo ___ /___	___Other	___Other	___Vermiculite	___Acid Soluble	___Carbonate
Gravimetric (NOB) PLM ☐	Color of Layer___ % Estimated Concentration___	Biref ___ /___ Sign ___ /___			___Other	___Residule	___Vermiculite
Gravimetric (NOB) TEM ☐	Comments: If no vermiculite is reported indicates that no vermiculite is detected.			Q.C. ☐		___Asbestos	___Asbestos
Point Count Results on the Back	Method: ☒ ELAP ☐ EPA ☐ OTHER ☐ SCANNING OPTION: ELAP (PC) or EPA Report zero if first 4 preps Asbestos = 0						

2 Field No.: 286	Stereoscopic Exam	PLM Optical Properties	Asbestos Results PLM %	Other Fibrous %	Non Fibrous %	SOF-V Results %	Gravimetric (NOB) Results %
Gravimetric (NOB) Required ☑	Color Yel. Texture 4	Morphology ___ /___ Extinction ___ /___	___Chrysotile	___Cellulose Inc. Ext./ ribbony	___Mineral Filler	___Organic	___Organic
Recommended ☐	Homogeneity 4	RI ⊥ ___ /___ RI II ___ /___	___Amosite	___Glass fiber Isotropic	___Binders	___Floats	___Residue
SM-V PREP ☐	Yes No						
Gravimetric PREP ☐	# of Layers Vermiculite ☐ ☑ Asbestos ☐ ☐	DS Color ___ /___ Color, Pleo ___ /___	___Other	___Other	___Vermiculite	___Acid Soluble	___Carbonate
Gravimetric (NOB) PLM ☐	Color of Layer___ % Estimated Concentration___	Biref ___ /___ Sign ___ /___			___Other	___Residule	___Vermiculite
Gravimetric (NOB) TEM ☐	Comments: If no vermiculite is reported indicates that no vermiculite is detected.			Q.C. ☐		___Asbestos	___Asbestos
Point Count Results on the Back	Method: ☒ ELAP ☐ EPA ☐ OTHER ☐ SCANNING OPTION: ELAP (PC) or EPA Report zero if first 4 preps Asbestos = 0						

3 Field No.: 287	Stereoscopic Exam	PLM Optical Properties	Asbestos Results PLM %	Other Fibrous %	Non Fibrous %	SOF-V Results %	Gravimetric (NOB) Results %
Gravimetric (NOB) Required ☑	Color Yel. Texture 4	Morphology ___ /___ Extinction ___ /___	___Chrysotile	___Cellulose Inc. Ext./ ribbony	___Mineral Filler	___Organic	___Organic
Recommended ☐	Homogeneity 4	RI ⊥ ___ /___ RI II ___ /___	___Amosite	___Glass fiber Isotropic	___Binders	___Floats	___Residue
SM-V PREP ☐	Yes No						
Gravimetric PREP ☐	# of Layers Vermiculite ☐ ☑ Asbestos ☐ ☐	DS Color ___ /___ Color, Pleo ___ /___	___Other	___Other	___Vermiculite	___Acid Soluble	___Carbonate
Gravimetric (NOB) PLM ☐	Color of Layer___ % Estimated Concentration___	Biref ___ /___ Sign ___ /___			___Other	___Residule	___Vermiculite
Gravimetric (NOB) TEM ☐	Comments: If no vermiculite is reported indicates that no vermiculite is detected.			Q.C. ☐		___Asbestos	___Asbestos
Point Count Results on the Back	Method: ☒ ELAP ☐ EPA ☐ OTHER ☐ SCANNING OPTION: ELAP (PC) or EPA Report zero if first 4 preps Asbestos = 0						

4 Field No.: 288	Stereoscopic Exam	PLM Optical Properties	Asbestos Results PLM %	Other Fibrous %	Non Fibrous %	SOF-V Results %	Gravimetric (NOB) Results %
Gravimetric (NOB) Required ☑	Color Yel. Texture 4	Morphology ___ /___ Extinction ___ /___	___Chrysotile	___Cellulose Inc. Ext./ ribbony	___Mineral Filler	___Organic	___Organic
Recommended ☐	Homogeneity 4	RI ⊥ ___ /___ RI II ___ /___	___Amosite	___Glass fiber Isotropic	___Binders	___Floats	___Residue
SM-V PREP ☐	Yes No						
Gravimetric PREP ☐	# of Layers Vermiculite ☐ ☑ Asbestos ☐ ☐	DS Color ___ /___ Color, Pleo ___ /___	___Other	___Other	___Vermiculite	___Acid Soluble	___Carbonate
Gravimetric (NOB) PLM ☐	Color of Layer___ % Estimated Concentration___	Biref ___ /___ Sign ___ /___			___Other	___Residule	___Vermiculite
Gravimetric (NOB) TEM ☐	Comments: If no vermiculite is reported indicates that no vermiculite is detected.			Q.C. ☐		___Asbestos	___Asbestos
Point Count Results on the Back	Method: ☒ ELAP ☐ EPA ☐ OTHER ☐ SCANNING OPTION: ELAP (PC) or EPA Report zero if first 4 preps Asbestos = 0						

BULK ASBESTOS ANALYSIS SHEET

NVLAP (TESTING): 200640 ELAP: 11764

PRECISION ENVIRONMENTAL INC.
36-15A 23rd Street, LIC, NY 11106
Phone: 718.383.2626, Fax: 718.383.7780

Client Name: Ronnette Riley Architect	Project Name: 360 Adams Street, Brooklyn, NY 11201	
Project No.:	Microscope No.: 1	Temp: 26.1°C
Batch No.: 22-5176	Analyst Name: Jianhua Zhou	Date of Analysis: 2/28/23

1 Field No.: 289	Stereoscopic Exam	PLM Optical Properties	Asbestos Results PLM %	Other Fibrous %	Non Fibrous %	SOF-V Results %	Gravimetric (NOB) Results %
Gravimetric (NOB) Required ☑	Color Wh. Texture 4	Morphology ___ / ___ Extinction ___ / ___	Chrysotile	Cellulose Inc. Ext./ ribbony	Mineral Filler	Organic	Organic
Recommended ☐	Homogeneity 4			Glass fiber Isotropic	Binders	Floats	Residue
SM-V PREP ☐	Yes No	RI ⊥ ___ / ___ RI II ___ / ___	Amosite				
Gravimetric PREP ☐	# of Layers 1 Vermiculite ☐ ☑ Asbestos ☐ ☐	DS Color ___ / ___ Color, Pleo ___ / ___	Other	Other	Vermiculite	Acid Soluble	Carbonate
Gravimetric (NOB) PLM ☐	Color of Layer ___ % Estimated Concentration ___	Biref ___ / ___ Sign ___ / ___			Other	Residule	Vermiculite
Gravimetric (NOB) TEM ☐	Comments: If no vermiculite is reported indicates that no vermiculite is detected.			Q.C. ☐		Asbestos	Asbestos
Point Count Results on the Back	Method: ☒ ELAP ☐ EPA ☐ OTHER ☐ SCANNING OPTION: ELAP (PC) or EPA Report zero if first 4 preps Asbestos = 0						

2 Field No.: 290	Stereoscopic Exam	PLM Optical Properties	Asbestos Results PLM %	Other Fibrous %	Non Fibrous %	SOF-V Results %	Gravimetric (NOB) Results %
Gravimetric (NOB) Required ☑	Color Wh. Texture 4	Morphology ___ / ___ Extinction ___ / ___	Chrysotile	Cellulose Inc. Ext./ ribbony	Mineral Filler	Organic	Organic
Recommended ☐	Homogeneity 4			Glass fiber Isotropic	Binders	Floats	Residue
SM-V PREP ☐	Yes No	RI ⊥ ___ / ___ RI II ___ / ___	Amosite				
Gravimetric PREP ☐	# of Layers 1 Vermiculite ☐ ☑ Asbestos ☐ ☐	DS Color ___ / ___ Color, Pleo ___ / ___	Other	Other	Vermiculite	Acid Soluble	Carbonate
Gravimetric (NOB) PLM ☐	Color of Layer ___ % Estimated Concentration ___	Biref ___ / ___ Sign ___ / ___			Other	Residule	Vermiculite
Gravimetric (NOB) TEM ☐	Comments: If no vermiculite is reported indicates that no vermiculite is detected.			Q.C. ☐		Asbestos	Asbestos
Point Count Results on the Back	Method: ☒ ELAP ☐ EPA ☐ OTHER ☐ SCANNING OPTION: ELAP (PC) or EPA Report zero if first 4 preps Asbestos = 0						

3 Field No.: 291	Stereoscopic Exam	PLM Optical Properties	Asbestos Results PLM %	Other Fibrous %	Non Fibrous %	SOF-V Results %	Gravimetric (NOB) Results %
Gravimetric (NOB) Required ☑	Color Wh. Texture 4	Morphology ___ / ___ Extinction ___ / ___	Chrysotile	Cellulose Inc. Ext./ ribbony	Mineral Filler	Organic	Organic
Recommended ☐	Homogeneity 4			Glass fiber Isotropic	Binders	Floats	Residue
SM-V PREP ☐	Yes No	RI ⊥ ___ / ___ RI II ___ / ___	Amosite				
Gravimetric PREP ☐	# of Layers 1 Vermiculite ☐ ☑ Asbestos ☐ ☐	DS Color ___ / ___ Color, Pleo ___ / ___	Other	Other	Vermiculite	Acid Soluble	Carbonate
Gravimetric (NOB) PLM ☐	Color of Layer ___ % Estimated Concentration ___	Biref ___ / ___ Sign ___ / ___			Other	Residule	Vermiculite
Gravimetric (NOB) TEM ☐	Comments: If no vermiculite is reported indicates that no vermiculite is detected.			Q.C. ☐		Asbestos	Asbestos
Point Count Results on the Back	Method: ☒ ELAP ☐ EPA ☐ OTHER ☐ SCANNING OPTION: ELAP (PC) or EPA Report zero if first 4 preps Asbestos = 0						

4 Field No.: 292	Stereoscopic Exam	PLM Optical Properties	Asbestos Results PLM %	Other Fibrous %	Non Fibrous %	SOF-V Results %	Gravimetric (NOB) Results %
Gravimetric (NOB) Required ☑	Color Wh. Texture 4	Morphology ___ / ___ Extinction ___ / ___	Chrysotile	Cellulose Inc. Ext./ ribbony	Mineral Filler	Organic	Organic
Recommended ☐	Homogeneity 4			Glass fiber Isotropic	Binders	Floats	Residue
SM-V PREP ☐	Yes No	RI ⊥ ___ / ___ RI II ___ / ___	Amosite				
Gravimetric PREP ☐	# of Layers 1 Vermiculite ☐ ☑ Asbestos ☐ ☐	DS Color ___ / ___ Color, Pleo ___ / ___	Other	Other	Vermiculite	Acid Soluble	Carbonate
Gravimetric (NOB) PLM ☐	Color of Layer ___ % Estimated Concentration ___	Biref ___ / ___ Sign ___ / ___			Other	Residule	Vermiculite
Gravimetric (NOB) TEM ☐	Comments: If no vermiculite is reported indicates that no vermiculite is detected.			Q.C. ☐		Asbestos	Asbestos
Point Count Results on the Back	Method: ☒ ELAP ☐ EPA ☐ OTHER ☐ SCANNING OPTION: ELAP (PC) or EPA Report zero if first 4 preps Asbestos = 0						

BULK ASBESTOS ANALYSIS SHEET

NVLAP (TESTING): 200640 ELAP: 11764

PRECISION ENVIRONMENTAL INC.
36-15A 23rd Street, LIC, NY 11106
Phone: 718.383.2626, Fax: 718.383.7780

Client Name: Ronnette Riley Architect	Project Name: 360 Adams Street, Brooklyn, NY 11201	
Project No.:	Microscope No.: 1	Temp: 26.1°C
Batch No.: 22-5176	Analyst Name: Jianhua Zhou	Date of Analysis: 2/28/23

1 Field No.: 293	Stereoscopic Exam	PLM Optical Properties	Asbestos Results PLM %	Other Fibrous %	Non Fibrous %	SOF-V Results %	Gravimetric (NOB) Results %
Gravimetric (NOB) Required ☑	Color Brn Texture 4	Morphology ___ / ___ Extinction ___ / ___	Chrysotile	Cellulose Inc. Ext./ ribbony	Mineral Filler	Organic	Organic
Recommended ☐	Homogeneity Y			Glass fiber Isotropic	Binders	Floats	Residue
SM-V PREP ☐	Yes No	RI ⊥ ___ / ___ RI II ___ / ___	Amosite				
Gravimetric PREP ☐	# of Layers Vermiculite ☐ ☑ Asbestos ☐ ☑	DS Color ___ / ___ Color, Pleo ___ / ___	Other	Other	Vermiculite	Acid Soluble	Carbonate
Gravimetric (NOB) PLM ☐	Color of Layer ___ % Estimated Concentration ___	Biref ___ / ___ Sign ___ / ___			Other	Residule	Vermiculite
Gravimetric (NOB) TEM ☐	Comments: If no vermiculite is reported indicates that no vermiculite is detected.			Q.C. ☐		Asbestos	Asbestos
Point Count Results on the Back	Method: ☒ ELAP ☐ EPA ☐ OTHER ☐ SCANNING OPTION: ELAP (PC) or EPA Report zero if first 4 preps Asbestos = 0						

2 Field No.: 294	Stereoscopic Exam	PLM Optical Properties	Asbestos Results PLM %	Other Fibrous %	Non Fibrous %	SOF-V Results %	Gravimetric (NOB) Results %
Gravimetric (NOB) Required ☑	Color Brn Texture 4	Morphology ___ / ___ Extinction ___ / ___	Chrysotile	Cellulose Inc. Ext./ ribbony	Mineral Filler	Organic	Organic
Recommended ☐	Homogeneity Y			Glass fiber Isotropic	Binders	Floats	Residue
SM-V PREP ☐	Yes No	RI ⊥ ___ / ___ RI II ___ / ___	Amosite				
Gravimetric PREP ☐	# of Layers Vermiculite ☐ ☐ Asbestos ☐ ☑	DS Color ___ / ___ Color, Pleo ___ / ___	Other	Other	Vermiculite	Acid Soluble	Carbonate
Gravimetric (NOB) PLM ☐	Color of Layer ___ % Estimated Concentration ___	Biref ___ / ___ Sign ___ / ___			Other	Residule	Vermiculite
Gravimetric (NOB) TEM ☐	Comments: If no vermiculite is reported indicates that no vermiculite is detected.			Q.C. ☐		Asbestos	Asbestos
Point Count Results on the Back	Method: ☒ ELAP ☐ EPA ☐ OTHER ☐ SCANNING OPTION: ELAP (PC) or EPA Report zero if first 4 preps Asbestos = 0						

3 Field No.: 295	Stereoscopic Exam	PLM Optical Properties	Asbestos Results PLM %	Other Fibrous %	Non Fibrous %	SOF-V Results %	Gravimetric (NOB) Results %
Gravimetric (NOB) Required ☑	Color Brn Texture 4	Morphology ___ / ___ Extinction ___ / ___	Chrysotile	Cellulose Inc. Ext./ ribbony	Mineral Filler	Organic	Organic
Recommended ☐	Homogeneity Y			Glass fiber Isotropic	Binders	Floats	Residue
SM-V PREP ☐	Yes No	RI ⊥ ___ / ___ RI II ___ / ___	Amosite				
Gravimetric PREP ☐	# of Layers Vermiculite ☐ ☐ Asbestos ☐ ☑	DS Color ___ / ___ Color, Pleo ___ / ___	Other	Other	Vermiculite	Acid Soluble	Carbonate
Gravimetric (NOB) PLM ☐	Color of Layer ___ % Estimated Concentration ___	Biref ___ / ___ Sign ___ / ___			Other	Residule	Vermiculite
Gravimetric (NOB) TEM ☐	Comments: If no vermiculite is reported indicates that no vermiculite is detected.			Q.C. ☐		Asbestos	Asbestos
Point Count Results on the Back	Method: ☒ ELAP ☐ EPA ☐ OTHER ☐ SCANNING OPTION: ELAP (PC) or EPA Report zero if first 4 preps Asbestos = 0						

4 Field No.: 296	Stereoscopic Exam	PLM Optical Properties	Asbestos Results PLM %	Other Fibrous %	Non Fibrous %	SOF-V Results %	Gravimetric (NOB) Results %
Gravimetric (NOB) Required ☑	Color Brn Texture 4	Morphology ___ / ___ Extinction ___ / ___	Chrysotile	Cellulose Inc. Ext./ ribbony	Mineral Filler	Organic	Organic
Recommended ☐	Homogeneity Y			Glass fiber Isotropic	Binders	Floats	Residue
SM-V PREP ☐	Yes No	RI ⊥ ___ / ___ RI II ___ / ___	Amosite				
Gravimetric PREP ☐	# of Layers Vermiculite ☐ ☐ Asbestos ☐ ☑	DS Color ___ / ___ Color, Pleo ___ / ___	Other	Other	Vermiculite	Acid Soluble	Carbonate
Gravimetric (NOB) PLM ☐	Color of Layer ___ % Estimated Concentration ___	Biref ___ / ___ Sign ___ / ___			Other	Residule	Vermiculite
Gravimetric (NOB) TEM ☐	Comments: If no vermiculite is reported indicates that no vermiculite is detected.			Q.C. ☐		Asbestos	Asbestos
Point Count Results on the Back	Method: ☒ ELAP ☐ EPA ☐ OTHER ☐ SCANNING OPTION: ELAP (PC) or EPA Report zero if first 4 preps Asbestos = 0						

BULK ASBESTOS ANALYSIS SHEET

NVLAP (TESTING): 200640 ELAP: 11764

PRECISION ENVIRONMENTAL INC.
36-15A 23rd Street, LIC, NY 11106
Phone: 718.383.2626, Fax: 718.383.7780

Client Name: Ronnette Riley Architect	Project Name: 360 Adams Street, Brooklyn, NY 11201	
Project No.:	Microscope No.: 1	Temp: 26.1°C
Batch No.: 22-5176	Analyst Name: Jianhua Zhou	Date of Analysis: 2/28/23

1 Field No.: 297	Stereoscopic Exam	PLM Optical Properties	Asbestos Results PLM %	Other Fibrous %	Non Fibrous %	SOF-V Results %	Gravimetric (NOB) Results %
Gravimetric (NOB) Required ☑	Color Beige Texture 4	Morphology ___ / ___ Extinction ___ / ___	Chrysotile	Cellulose Inc. Ext./ ribbony	Mineral Filler	Organic	Organic
Recommended ☐	Homogeneity Y			Glass fiber Isotropic	Binders	Floats	Residue
SM-V PREP ☐	Yes No	RI ⊥ ___ / ___ RI II ___ / ___	Amosite				
Gravimetric PREP ☐	# of Layers Vermiculite ☐ ☑ Asbestos ☐ ☐	DS Color ___ / ___ Color, Pleo ___ / ___	Other	Other	Vermiculite	Acid Soluble	Carbonate
Gravimetric (NOB) PLM ☐	Color of Layer ___ % Estimated Concentration ___	Biref ___ / ___ Sign ___ / ___			Other	Residule	Vermiculite
Gravimetric (NOB) TEM ☐	Comments: If no vermiculite is reported indicates that no vermiculite is detected.			Q.C. ☐		Asbestos	Asbestos
Point Count Results on the Back	Method: ☒ ELAP ☐ EPA ☐ OTHER ☐ SCANNING OPTION: ELAP (PC) or EPA Report zero if first 4 preps Asbestos = 0						

2 Field No.: 298	Stereoscopic Exam	PLM Optical Properties	Asbestos Results PLM %	Other Fibrous %	Non Fibrous %	SOF-V Results %	Gravimetric (NOB) Results %
Gravimetric (NOB) Required ☑	Color Beige Texture 4	Morphology ___ / ___ Extinction ___ / ___	Chrysotile	Cellulose Inc. Ext./ ribbony	Mineral Filler	Organic	Organic
Recommended ☐	Homogeneity Y			Glass fiber Isotropic	Binders	Floats	Residue
SM-V PREP ☐	Yes No	RI ⊥ ___ / ___ RI II ___ / ___	Amosite				
Gravimetric PREP ☐	# of Layers Vermiculite ☐ ☑ Asbestos ☐ ☐	DS Color ___ / ___ Color, Pleo ___ / ___	Other	Other	Vermiculite	Acid Soluble	Carbonate
Gravimetric (NOB) PLM ☐	Color of Layer ___ % Estimated Concentration ___	Biref ___ / ___ Sign ___ / ___			Other	Residule	Vermiculite
Gravimetric (NOB) TEM ☐	Comments: If no vermiculite is reported indicates that no vermiculite is detected.			Q.C. ☐		Asbestos	Asbestos
Point Count Results on the Back	Method: ☒ ELAP ☐ EPA ☐ OTHER ☐ SCANNING OPTION: ELAP (PC) or EPA Report zero if first 4 preps Asbestos = 0						

3 Field No.: 299	Stereoscopic Exam	PLM Optical Properties	Asbestos Results PLM %	Other Fibrous %	Non Fibrous %	SOF-V Results %	Gravimetric (NOB) Results %
Gravimetric (NOB) Required ☑	Color Blk Texture 4	Morphology ___ / ___ Extinction ___ / ___	Chrysotile	Cellulose Inc. Ext./ ribbony	Mineral Filler	Organic	Organic
Recommended ☐	Homogeneity Y			Glass fiber Isotropic	Binders	Floats	Residue
SM-V PREP ☐	Yes No	RI ⊥ ___ / ___ RI II ___ / ___	Amosite				
Gravimetric PREP ☐	# of Layers Vermiculite ☐ ☑ Asbestos ☐ ☐	DS Color ___ / ___ Color, Pleo ___ / ___	Other	Other	Vermiculite	Acid Soluble	Carbonate
Gravimetric (NOB) PLM ☐	Color of Layer ___ % Estimated Concentration ___	Biref ___ / ___ Sign ___ / ___			Other	Residule	Vermiculite
Gravimetric (NOB) TEM ☐	Comments: If no vermiculite is reported indicates that no vermiculite is detected.			Q.C. ☐		Asbestos	Asbestos
Point Count Results on the Back	Method: ☒ ELAP ☐ EPA ☐ OTHER ☐ SCANNING OPTION: ELAP (PC) or EPA Report zero if first 4 preps Asbestos = 0						

4 Field No.: 300	Stereoscopic Exam	PLM Optical Properties	Asbestos Results PLM %	Other Fibrous %	Non Fibrous %	SOF-V Results %	Gravimetric (NOB) Results %
Gravimetric (NOB) Required ☑	Color Blk Texture 4	Morphology ___ / ___ Extinction ___ / ___	Chrysotile	Cellulose Inc. Ext./ ribbony	Mineral Filler	Organic	Organic
Recommended ☐	Homogeneity Y			Glass fiber Isotropic	Binders	Floats	Residue
SM-V PREP ☐	Yes No	RI ⊥ ___ / ___ RI II ___ / ___	Amosite				
Gravimetric PREP ☐	# of Layers Vermiculite ☐ ☑ Asbestos ☐ ☐	DS Color ___ / ___ Color, Pleo ___ / ___	Other	Other	Vermiculite	Acid Soluble	Carbonate
Gravimetric (NOB) PLM ☐	Color of Layer ___ % Estimated Concentration ___	Biref ___ / ___ Sign ___ / ___			Other	Residule	Vermiculite
Gravimetric (NOB) TEM ☐	Comments: If no vermiculite is reported indicates that no vermiculite is detected.			Q.C. ☐		Asbestos	Asbestos
Point Count Results on the Back	Method: ☒ ELAP ☐ EPA ☐ OTHER ☐ SCANNING OPTION: ELAP (PC) or EPA Report zero if first 4 preps Asbestos = 0						

BULK ASBESTOS ANALYSIS SHEET

NVLAP (TESTING): 200640 ELAP: 11764

PRECISION ENVIRONMENTAL INC.
36-15A 23rd Street, LIC, NY 11106
Phone: 718.383.2626, Fax: 718.383.7780

Client Name: Ronnette Riley Architect	Project Name: 360 Adams Street, Brooklyn, NY 11201	
Project No.:	Microscope No.: 1	Temp: 26.1°C
Batch No.: 22-5176	Analyst Name: Jianhua Zhou	Date of Analysis: 2/28/23

1 Field No.: 301	Stereoscopic Exam	PLM Optical Properties	Asbestos Results PLM %	Other Fibrous %	Non Fibrous %	SOF-V Results %	Gravimetric (NOB) Results %
Gravimetric (NOB) Required ☑	Color Gray Texture 4	Morphology ___ / ___ Extinction ___ / ___	___ Chrysotile	___ Cellulose Inc. Ext./ ribbony	___ Mineral Filler	___ Organic	___ Organic
Recommended ☐ SM-V PREP ☐	Homogeneity 4 Yes No	RI ⊥ ___ / ___ RI II ___ / ___	___ Amosite	___ Glass fiber Isotropic	___ Binders	___ Floats	___ Residue
Gravimetric PREP ☐	# of Layers 1 Vermiculite ☐ ☐ Asbestos ☐ ☑	DS Color ___ / ___ Color, Pleo ___ / ___	___ Other	___ Other	___ Vermiculite	___ Acid Soluble	___ Carbonate
Gravimetric (NOB) PLM ☐	Color of Layer ___ % Estimated Concentration ___	Biref ___ / ___ Sign ___ / ___			___ Other	___ Residule	___ Vermiculite
Gravimetric (NOB) TEM ☐	Comments: If no vermiculite is reported indicates that no vermiculite is detected.			Q.C. ☐		___ Asbestos	___ Asbestos
Point Count Results on the Back	Method: ☒ ELAP ☐ EPA ☐ OTHER ☐ SCANNING OPTION: ELAP (PC) or EPA		Report zero if first 4 preps Asbestos = 0				

2 Field No.: 302	Stereoscopic Exam	PLM Optical Properties	Asbestos Results PLM %	Other Fibrous %	Non Fibrous %	SOF-V Results %	Gravimetric (NOB) Results %
Gravimetric (NOB) Required ☑	Color Gray Texture 4	Morphology ___ / ___ Extinction ___ / ___	___ Chrysotile	___ Cellulose Inc. Ext./ ribbony	___ Mineral Filler	___ Organic	___ Organic
Recommended ☐ SM-V PREP ☐	Homogeneity 4 Yes No	RI ⊥ ___ / ___ RI II ___ / ___	___ Amosite	___ Glass fiber Isotropic	___ Binders	___ Floats	___ Residue
Gravimetric PREP ☐	# of Layers 1 Vermiculite ☐ ☐ Asbestos ☐ ☑	DS Color ___ / ___ Color, Pleo ___ / ___	___ Other	___ Other	___ Vermiculite	___ Acid Soluble	___ Carbonate
Gravimetric (NOB) PLM ☐	Color of Layer ___ % Estimated Concentration ___	Biref ___ / ___ Sign ___ / ___			___ Other	___ Residule	___ Vermiculite
Gravimetric (NOB) TEM ☐	Comments: If no vermiculite is reported indicates that no vermiculite is detected.			Q.C. ☐		___ Asbestos	___ Asbestos
Point Count Results on the Back	Method: ☒ ELAP ☐ EPA ☐ OTHER ☐ SCANNING OPTION: ELAP (PC) or EPA		Report zero if first 4 preps Asbestos = 0				

3 Field No.: 303	Stereoscopic Exam	PLM Optical Properties	Asbestos Results PLM %	Other Fibrous %	Non Fibrous %	SOF-V Results %	Gravimetric (NOB) Results %
Gravimetric (NOB) Required ☑	Color Wht Texture 4	Morphology ___ / ___ Extinction ___ / ___	___ Chrysotile	___ Cellulose Inc. Ext./ ribbony	___ Mineral Filler	___ Organic	___ Organic
Recommended ☐ SM-V PREP ☐	Homogeneity 4 Yes No	RI ⊥ ___ / ___ RI II ___ / ___	___ Amosite	___ Glass fiber Isotropic	___ Binders	___ Floats	___ Residue
Gravimetric PREP ☐	# of Layers 1 Vermiculite ☐ ☑ Asbestos ☐ ☑	DS Color ___ / ___ Color, Pleo ___ / ___	___ Other	___ Other	___ Vermiculite	___ Acid Soluble	___ Carbonate
Gravimetric (NOB) PLM ☐	Color of Layer ___ % Estimated Concentration ___	Biref ___ / ___ Sign ___ / ___			___ Other	___ Residule	___ Vermiculite
Gravimetric (NOB) TEM ☐	Comments: If no vermiculite is reported indicates that no vermiculite is detected.			Q.C. ☐		___ Asbestos	___ Asbestos
Point Count Results on the Back	Method: ☒ ELAP ☐ EPA ☐ OTHER ☐ SCANNING OPTION: ELAP (PC) or EPA		Report zero if first 4 preps Asbestos = 0				

4 Field No.: 304	Stereoscopic Exam	PLM Optical Properties	Asbestos Results PLM %	Other Fibrous %	Non Fibrous %	SOF-V Results %	Gravimetric (NOB) Results %
Gravimetric (NOB) Required ☑	Color Wht Texture 4	Morphology ___ / ___ Extinction ___ / ___	___ Chrysotile	___ Cellulose Inc. Ext./ ribbony	___ Mineral Filler	___ Organic	___ Organic
Recommended ☐ SM-V PREP ☐	Homogeneity 4 Yes No	RI ⊥ ___ / ___ RI II ___ / ___	___ Amosite	___ Glass fiber Isotropic	___ Binders	___ Floats	___ Residue
Gravimetric PREP ☐	# of Layers 1 Vermiculite ☐ ☐ Asbestos ☐ ☑	DS Color ___ / ___ Color, Pleo ___ / ___	___ Other	___ Other	___ Vermiculite	___ Acid Soluble	___ Carbonate
Gravimetric (NOB) PLM ☐	Color of Layer ___ % Estimated Concentration ___	Biref ___ / ___ Sign ___ / ___			___ Other	___ Residule	___ Vermiculite
Gravimetric (NOB) TEM ☐	Comments: If no vermiculite is reported indicates that no vermiculite is detected.			Q.C. ☐		___ Asbestos	___ Asbestos
Point Count Results on the Back	Method: ☒ ELAP ☐ EPA ☐ OTHER ☐ SCANNING OPTION: ELAP (PC) or EPA		Report zero if first 4 preps Asbestos = 0				

BULK ASBESTOS ANALYSIS SHEET

NVLAP (TESTING): 200640 ELAP: 11764

PRECISION ENVIRONMENTAL INC.
36-15A 23rd Street, LIC, NY 11106
Phone: 718.383.2626, Fax: 718.383.7780

Client Name: Ronnette Riley Architect	Project Name: 360 Adams Street, Brooklyn, NY 11201	
Project No.:	Microscope No.: 1	Temp: 26.1°C
Batch No.: 22-5176	Analyst Name: Jianhua Zhou	Date of Analysis: 2/28/23

1 Field No.: 305	Stereoscopic Exam	PLM Optical Properties	Asbestos Results PLM %	Other Fibrous %	Non Fibrous %	SOF-V Results %	Gravimetric (NOB) Results %
Gravimetric (NOB) Required ☑	Color Uncl Texture 4	Morphology ___ / ___ Extinction ___ / ___	Chrysotile	Cellulose Inc. Ext./ ribbony	Mineral Filler	Organic	Organic
Recommended ☐	Homogeneity Y			Glass fiber Isotropic	Binders	Floats	Residue
SM-V PREP ☐	Yes No	RI ⊥ ___ / ___ RI II ___ / ___	Amosite				
Gravimetric PREP ☐	# of Layers Vermiculite ☐ ☑ Asbestos ☐ ☑	DS Color ___ / ___ Color, Pleo ___ / ___	Other	Other	Vermiculite	Acid Soluble	Carbonate
Gravimetric (NOB) PLM ☐	Color of Layer ___ % Estimated Concentration ___	Biref ___ / ___ Sign ___ / ___			Other	Residule	Vermiculite
Gravimetric (NOB) TEM ☐	Comments: If no vermiculite is reported indicates that no vermiculite is detected.			Q.C. ☐		Asbestos	Asbestos
Point Count Results on the Back	Method: ☒ ELAP ☐ EPA ☐ OTHER ☐ SCANNING OPTION: ELAP (PC) or EPA Report zero if first 4 preps Asbestos = 0						

2 Field No.: 306	Stereoscopic Exam	PLM Optical Properties	Asbestos Results PLM %	Other Fibrous %	Non Fibrous %	SOF-V Results %	Gravimetric (NOB) Results %
Gravimetric (NOB) Required ☑	Color Red Texture 4	Morphology ___ / ___ Extinction ___ / ___	Chrysotile	Cellulose Inc. Ext./ ribbony	Mineral Filler	Organic	Organic
Recommended ☐	Homogeneity Y			Glass fiber Isotropic	Binders	Floats	Residue
SM-V PREP ☐	Yes No	RI ⊥ ___ / ___ RI II ___ / ___	Amosite				
Gravimetric PREP ☐	# of Layers Vermiculite ☐ ☑ Asbestos ☐ ☑	DS Color ___ / ___ Color, Pleo ___ / ___	Other	Other	Vermiculite	Acid Soluble	Carbonate
Gravimetric (NOB) PLM ☐	Color of Layer ___ % Estimated Concentration ___	Biref ___ / ___ Sign ___ / ___			Other	Residule	Vermiculite
Gravimetric (NOB) TEM ☐	Comments: If no vermiculite is reported indicates that no vermiculite is detected.			Q.C. ☐		Asbestos	Asbestos
Point Count Results on the Back	Method: ☒ ELAP ☐ EPA ☐ OTHER ☐ SCANNING OPTION: ELAP (PC) or EPA Report zero if first 4 preps Asbestos = 0						

3 Field No.: 307	Stereoscopic Exam	PLM Optical Properties	Asbestos Results PLM %	Other Fibrous %	Non Fibrous %	SOF-V Results %	Gravimetric (NOB) Results %
Gravimetric (NOB) Required ☑	Color Uncl Texture 4	Morphology ___ / ___ Extinction ___ / ___	Chrysotile	Cellulose Inc. Ext./ ribbony	Mineral Filler	Organic	Organic
Recommended ☐	Homogeneity Y			Glass fiber Isotropic	Binders	Floats	Residue
SM-V PREP ☐	Yes No	RI ⊥ ___ / ___ RI II ___ / ___	Amosite				
Gravimetric PREP ☐	# of Layers Vermiculite ☐ ☑ Asbestos ☐ ☐	DS Color ___ / ___ Color, Pleo ___ / ___	Other	Other	Vermiculite	Acid Soluble	Carbonate
Gravimetric (NOB) PLM ☐	Color of Layer ___ % Estimated Concentration ___	Biref ___ / ___ Sign ___ / ___			Other	Residule	Vermiculite
Gravimetric (NOB) TEM ☐	Comments: If no vermiculite is reported indicates that no vermiculite is detected.			Q.C. ☐		Asbestos	Asbestos
Point Count Results on the Back	Method: ☒ ELAP ☐ EPA ☐ OTHER ☐ SCANNING OPTION: ELAP (PC) or EPA Report zero if first 4 preps Asbestos = 0						

4 Field No.: 308	Stereoscopic Exam	PLM Optical Properties	Asbestos Results PLM %	Other Fibrous %	Non Fibrous %	SOF-V Results %	Gravimetric (NOB) Results %
Gravimetric (NOB) Required ☑	Color Uncl Texture 4	Morphology ___ / ___ Extinction ___ / ___	Chrysotile	Cellulose Inc. Ext./ ribbony	Mineral Filler	Organic	Organic
Recommended ☐	Homogeneity Y			Glass fiber Isotropic	Binders	Floats	Residue
SM-V PREP ☐	Yes No	RI ⊥ ___ / ___ RI II ___ / ___	Amosite				
Gravimetric PREP ☐	# of Layers Vermiculite ☐ ☑ Asbestos ☐ ☐	DS Color ___ / ___ Color, Pleo ___ / ___	Other	Other	Vermiculite	Acid Soluble	Carbonate
Gravimetric (NOB) PLM ☐	Color of Layer ___ % Estimated Concentration ___	Biref ___ / ___ Sign ___ / ___			Other	Residule	Vermiculite
Gravimetric (NOB) TEM ☐	Comments: If no vermiculite is reported indicates that no vermiculite is detected.			Q.C. ☐		Asbestos	Asbestos
Point Count Results on the Back	Method: ☒ ELAP ☐ EPA ☐ OTHER ☐ SCANNING OPTION: ELAP (PC) or EPA Report zero if first 4 preps Asbestos = 0						

BULK ASBESTOS ANALYSIS SHEET

NVLAP (TESTING): 200640 ELAP: 11764

PRECISION ENVIRONMENTAL INC.
36-15A 23rd Street, LIC, NY 11106
Phone: 718.383.2626, Fax: 718.383.7780

Client Name: Ronnette Riley Architect		Project Name: 360 Adams Street, Brooklyn, NY 11201
Project No.:		Microscope No.: 1 / Temp: 26.1°C
Batch No.: 22-5176	Analyst Name: Jianhua Zhou	Date of Analysis: 2/28/23

1 Field No.: 309

Gravimetric (NOB) Required ☑ / Recommended ☐ / SM-V PREP ☐ / Gravimetric PREP ☐ / Gravimetric (NOB) PLM ☐ / Gravimetric (NOB) TEM ☐

Stereoscopic Exam: Color Dark Brn Texture 4/5 Homogeneity 4/5 Yes No # of Layers ____ Vermiculite ☐ ☑ Asbestos ☐ ☐ Color of Layer ____ % Estimated Concentration ____

PLM Optical Properties: Morphology ____/____ Extinction ____/____ RI⊥ ____/____ RI II ____/____ DS Color ____/____ Color, Pleo ____/____ Biref ____/____ Sign ____/____

Asbestos Results PLM %: Chrysotile / Amosite / Other

Other Fibrous %: Cellulose Inc. Ext./ ribbony / Glass fiber Isotropic / Other

Non Fibrous %: Mineral Filler / Binders / Vermiculite / Other

SOF-V Results %: Organic / Floats / Acid Soluble / Residule / Asbestos

Gravimetric (NOB) Results %: Organic / Residue / Carbonate / Vermiculite / Asbestos

Comments: If no vermiculite is reported indicates that no vermiculite is detected.

Q.C. ☐

Point Count Results on the Back | Method: ☒ ELAP ☐ EPA ☐ OTHER ☐ SCANNING OPTION: ELAP (PC) or EPA Report zero if first 4 preps Asbestos = 0

2 Field No.: 310

Gravimetric (NOB) Required ☑ / Recommended ☐ / SM-V PREP ☐ / Gravimetric PREP ☐ / Gravimetric (NOB) PLM ☐ / Gravimetric (NOB) TEM ☐

Stereoscopic Exam: Color Dark Brn Texture 4/5 Homogeneity 4/5 Yes No # of Layers ____ Vermiculite ☐ ☐ Asbestos ☐ ☑ Color of Layer ____ % Estimated Concentration ____

PLM Optical Properties: Morphology ____/____ Extinction ____/____ RI⊥ ____/____ RI II ____/____ DS Color ____/____ Color, Pleo ____/____ Biref ____/____ Sign ____/____

Asbestos Results PLM %: Chrysotile / Amosite / Other

Other Fibrous %: Cellulose Inc. Ext./ ribbony / Glass fiber Isotropic / Other

Non Fibrous %: Mineral Filler / Binders / Vermiculite / Other

SOF-V Results %: Organic / Floats / Acid Soluble / Residule / Asbestos

Gravimetric (NOB) Results %: Organic / Residue / Carbonate / Vermiculite / Asbestos

Comments: If no vermiculite is reported indicates that no vermiculite is detected.

Q.C. ☐

Point Count Results on the Back | Method: ☒ ELAP ☐ EPA ☐ OTHER ☐ SCANNING OPTION: ELAP (PC) or EPA Report zero if first 4 preps Asbestos = 0

3 Field No.: 311

Gravimetric (NOB) Required ☑ / Recommended ☐ / SM-V PREP ☐ / Gravimetric PREP ☐ / Gravimetric (NOB) PLM ☐ / Gravimetric (NOB) TEM ☐

Stereoscopic Exam: Color Blk Texture 4/5 Homogeneity 4/5 Yes No # of Layers ____ Vermiculite ☐ ☐ Asbestos ☐ ☐ Color of Layer ____ % Estimated Concentration ____

PLM Optical Properties: Morphology ____/____ Extinction ____/____ RI⊥ ____/____ RI II ____/____ DS Color ____/____ Color, Pleo ____/____ Biref ____/____ Sign ____/____

Asbestos Results PLM %: Chrysotile / Amosite / Other

Other Fibrous %: Cellulose Inc. Ext./ ribbony / Glass fiber Isotropic / Other

Non Fibrous %: Mineral Filler / Binders / Vermiculite / Other

SOF-V Results %: Organic / Floats / Acid Soluble / Residule / Asbestos

Gravimetric (NOB) Results %: Organic / Residue / Carbonate / Vermiculite / Asbestos

Comments: If no vermiculite is reported indicates that no vermiculite is detected.

Q.C. ☐

Point Count Results on the Back | Method: ☒ ELAP ☐ EPA ☐ OTHER ☐ SCANNING OPTION: ELAP (PC) or EPA Report zero if first 4 preps Asbestos = 0

4 Field No.: 312

Gravimetric (NOB) Required ☑ / Recommended ☐ / SM-V PREP ☐ / Gravimetric PREP ☐ / Gravimetric (NOB) PLM ☐ / Gravimetric (NOB) TEM ☐

Stereoscopic Exam: Color Blk Texture 4/5 Homogeneity 4/5 Yes No # of Layers ____ Vermiculite ☐ ☐ Asbestos ☐ ☐ Color of Layer ____ % Estimated Concentration ____

PLM Optical Properties: Morphology ____/____ Extinction ____/____ RI⊥ ____/____ RI II ____/____ DS Color ____/____ Color, Pleo ____/____ Biref ____/____ Sign ____/____

Asbestos Results PLM %: Chrysotile / Amosite / Other

Other Fibrous %: Cellulose Inc. Ext./ ribbony / Glass fiber Isotropic / Other

Non Fibrous %: Mineral Filler / Binders / Vermiculite / Other

SOF-V Results %: Organic / Floats / Acid Soluble / Residule / Asbestos

Gravimetric (NOB) Results %: Organic / Residue / Carbonate / Vermiculite / Asbestos

Comments: If no vermiculite is reported indicates that no vermiculite is detected.

Q.C. ☐

Point Count Results on the Back | Method: ☒ ELAP ☐ EPA ☐ OTHER ☐ SCANNING OPTION: ELAP (PC) or EPA Report zero if first 4 preps Asbestos = 0

BULK ASBESTOS ANALYSIS SHEET

NVLAP (TESTING): 200640 ELAP: 11764

PRECISION ENVIRONMENTAL INC.
36-15A 23rd Street, LIC, NY 11106
Phone: 718.383.2626, Fax: 718.363.7780

Client Name: Ronnette Riley Architect	Project Name: 360 Adams Street, Brooklyn, NY 11201	
Project No.:	Microscope No.: 1	Temp: 26.1°C
Batch No.: 22-5176	Analyst Name: Jianhua Zhou	Date of Analysis: 2/28/23

1 Field No.: 313	Stereoscopic Exam	PLM Optical Properties	Asbestos Results PLM %	Other Fibrous %	Non Fibrous %	SOF-V Results %	Gravimetric (NOB) Results %
Gravimetric (NOB) Required ☐	Color Tan Texture F	Morphology ___ / ___ Extinction ___ / ___	Chrysotile	Cellulose Inc. Ext./ ribbony	100 Mineral Filler	Organic	Organic
Recommended ☐ SM-V PREP ☐	Homogeneity Y Yes No	RI ⊥ ___ / ___ RI II ___ / ___	Amosite	Glass fiber Isotropic	2r Binders	Floats	Residue
Gravimetric PREP ☐	# of Layers Vermiculite ☐ ☑ Asbestos ☐ ☑	DS Color ___ / ___ Color, Pleo ___ / ___	Other	Other	0 Vermiculite	Acid Soluble	Carbonate
Gravimetric (NOB) PLM ☐	Color of Layer ___ % Estimated Concentration ___	Biref ___ / ___ Sign ___ / ___			Other	Residule	Vermiculite
Gravimetric (NOB) TEM ☐	Comments: If no vermiculite is reported indicates that no vermiculite is detected.			Q.C. ☐		Asbestos	Asbestos
Point Count Results on the Back	Method: ☒ ELAP ☐ EPA ☐ OTHER ☐ SCANNING OPTION: ELAP (PC) or EPA			Report zero if first 4 preps Asbestos = 0			

2 Field No.: 314	Stereoscopic Exam	PLM Optical Properties	Asbestos Results PLM %	Other Fibrous %	Non Fibrous %	SOF-V Results %	Gravimetric (NOB) Results %
Gravimetric (NOB) Required ☐	Color Tan Texture F	Morphology ___ / ___ Extinction ___ / ___	Chrysotile	Cellulose Inc. Ext./ ribbony	100 Mineral Filler	Organic	Organic
Recommended ☐ SM-V PREP ☐	Homogeneity Y Yes No	RI ⊥ ___ / ___ RI II ___ / ___	Amosite	Glass fiber Isotropic	2r Binders	Floats	Residue
Gravimetric PREP ☐	# of Layers Vermiculite ☐ ☑ Asbestos ☐ ☐	DS Color ___ / ___ Color, Pleo ___ / ___	Other	Other	7 Vermiculite	Acid Soluble	Carbonate
Gravimetric (NOB) PLM ☐	Color of Layer ___ % Estimated Concentration ___	Biref ___ / ___ Sign ___ / ___			Other	Residule	Vermiculite
Gravimetric (NOB) TEM ☐	Comments: If no vermiculite is reported indicates that no vermiculite is detected.			Q.C. ☐		Asbestos	Asbestos
Point Count Results on the Back	Method: ☒ ELAP ☐ EPA ☐ OTHER ☐ SCANNING OPTION: ELAP (PC) or EPA			Report zero if first 4 preps Asbestos = 0			

3 Field No.: 315	Stereoscopic Exam	PLM Optical Properties	Asbestos Results PLM %	Other Fibrous %	Non Fibrous %	SOF-V Results %	Gravimetric (NOB) Results %
Gravimetric (NOB) Required ☐	Color Tan Texture F	Morphology ___ / ___ Extinction ___ / ___	Chrysotile	Cellulose Inc. Ext./ ribbony	100 Mineral Filler	Organic	Organic
Recommended ☐ SM-V PREP ☐	Homogeneity Y Yes No	RI ⊥ ___ / ___ RI II ___ / ___	Amosite	Glass fiber Isotropic	2r Binders	Floats	Residue
Gravimetric PREP ☐	# of Layers Vermiculite ☐ ☑ Asbestos ☐ ☐	DS Color ___ / ___ Color, Pleo ___ / ___	Other	Other	7 Vermiculite	Acid Soluble	Carbonate
Gravimetric (NOB) PLM ☐	Color of Layer ___ % Estimated Concentration ___	Biref ___ / ___ Sign ___ / ___			Other	Residule	Vermiculite
Gravimetric (NOB) TEM ☐	Comments: If no vermiculite is reported indicates that no vermiculite is detected.			Q.C. ☐		Asbestos	Asbestos
Point Count Results on the Back	Method: ☒ ELAP ☐ EPA ☐ OTHER ☐ SCANNING OPTION: ELAP (PC) or EPA			Report zero if first 4 preps Asbestos = 0			

4 Field No.:	Stereoscopic Exam	PLM Optical Properties	Asbestos Results PLM %	Other Fibrous %	Non Fibrous %	SOF-V Results %	Gravimetric (NOB) Results %
Gravimetric (NOB) Required ☐	Color ___ Texture ___	Morphology ___ / ___ Extinction ___ / ___	Chrysotile	Cellulose Inc. Ext./ ribbony	Mineral Filler	Organic	Organic
Recommended ☐ SM-V PREP ☐	Homogeneity ___ Yes No	RI ⊥ ___ / ___ RI II ___ / ___	Amosite	Glass fiber Isotropic	Binders	Floats	Residue
Gravimetric PREP ☐	# of Layers Vermiculite ☐ ☐ Asbestos ☐ ☐	DS Color ___ / ___ Color, Pleo ___ / ___	Other	Other	Vermiculite	Acid Soluble	Carbonate
Gravimetric (NOB) PLM ☐	Color of Layer ___ % Estimated Concentration ___	Biref ___ / ___ Sign ___ / ___			Other	Residule	Vermiculite
Gravimetric (NOB) TEM ☐	Comments: If no vermiculite is reported indicates that no vermiculite is detected.			Q.C. ☐		Asbestos	Asbestos
Point Count Results on the Back	Method: ☒ ELAP ☐ EPA ☐ OTHER ☐ SCANNING OPTION: ELAP (PC) or EPA			Report zero if first 4 preps Asbestos = 0			

PRECISION ENVIRONMENTAL INC.
36-15A 23rd Street, LIC, NY 11106
Tel: 718.383.2626, Fax: 718.383.7780

ACM BULK SAMPLE DATA AND CHAIN OF CUSTODY

TURNAROUND TIME
☐ RUSH ☐ 12 hrs ☐ 24 hrs
☑ 48 hrs ☐ 72 hrs ☐ Other

CLIENT INFORMATION

NAME: **Ronnette Riley Architect**	
CONTACT NAME: **Ms. Yumi Moriwaki** — PHONE No: **212-386-0281**	
BUILDING NAME: **Kings County Supreme Court**	
SCOPE OF WORK: **Limited bulk sampling & analysis for asbestos content in conjunction with the building accessibility renovations at selective locations**	
BUILDING ADDRESS: **360 Adams Street, Brooklyn, NY 11201**	

PRECISION PROJECT INFORMATION

PROJECT NAME: **Limited Asbestos Inspection**	
PEI PROJECT No.: **2352-23-0001**	
INSPECTOR(S) NAME: **Christopher Mikil / Nikolaos Charalambous**	
SAMPLING AREAS: Selected Areas, Basement through 11th floor	DATE: 2/23/23

BULK SAMPLE DATA

HOMOGENEOUS AREA No.	BULK SAMPLE ID / No.	HOMOGENEOUS AREA / MATERIAL DESCRIPTION	SYSTEM	SAMPLE LOCATION: FLOOR / SPACE ID No.	SAMPLE LOCATION: SAMPLE COORDINATES	QUANTITY	ASBESTOS CONTENT (%): PLM	ASBESTOS CONTENT (%): NOB-PLM	ASBESTOS CONTENT (%): NOB-TEM
1	1	Electrical wiring insulation - Red	M	3rd	Jury room #391			9.6% CHR	
↓	2	Electrical wiring insulation - Red	↓	5th	Vestibule #558A			N/A	
↓	3	Electrical wiring insulation - Red	↓	10th	Women's bathroom #1045			N/A	
2	4	Electrical wiring insulation - Brown	↓	5th	Vestibule #558A			ND	ND
↓	5	Electrical wiring insulation - Brown	↓	5th	Vestibule #558A			↓	↓
↓	6	Electrical wiring insulation - Brown	↓	5th	Vestibule #558A			↓	↓
3	7	Electrical wiring insulation - Orange	↓	5th	Vestibule #558A			ND	ND
↓	8	Electrical wiring insulation - Orange	↓	10th	Vestibule #1053A			↓	↓
↓	9	Electrical wiring insulation - Orange	✓	10th	Vestibule #1053A			↓	↓

CHAIN OF CUSTODY

	Relinquished by:	Received by:	Date	Time	Delivery Method
I	Christopher Mikil abatech	Tranthi Thoa	2/27/23	12:00pm	☒ By Hand; ☐ Picked up; ☐ Shipped via
II	11:55AM				☐ By Hand; ☐ Picked up; ☐ Shipped via
III		PEI - 23-5176			☐ By Hand; ☐ Picked up; ☐ Shipped via

PRECISION'S LABORATORY INFORMATION

Precision Environmental	NVLAP: 200640-0	ELAP: 11764
Analyzed by: Tranthi Thoa	Date: 2/27/23	Time:

SUBCONTRACTOR'S LABORATORY INFORMATION

NAME:	NVLAP:	ELAP:
Analyzed by:	Date:	Time:

INSTRUCTIONS TO THE LABORATORY:

Report Results to:	☐ MICHAEL P.	☒ ANDREAS A.	☐ Office:	☐	☒ **STOP** at first Positive
Via Phone:	☐ 917.295.2600	☐ 917.642.2375	☐ 718.383.2626	☐	☐ Analyze all samples
Via Fax::	☐ 914.788.5440	☐ 201.689.1118	☐ 718.383.7780	☐	☒ Other: Analyze NOB samples by NOB-PLM. If needed, further analyze by TEM
Via e-mail:	☒ andreas@precision-enviro.com		☒ info@precision-enviro.com		

PRECISION ENVIRONMENTAL INC.
36-15A 23rd Street, LIC, NY 11106
Tel: 718.383.2626, Fax: 718.383.7780

ACM BULK SAMPLE DATA AND CHAIN OF CUSTODY

TURNAROUND TIME
☐ RUSH ☐ 12 hrs ☐ 24 hrs
☐ 48 hrs ☐ 72 hrs ☐ Other

CLIENT INFORMATION

NAME: **Ronnette Riley Architect**	
CONTACT NAME: **Ms. Yumi Moriwaki** — PHONE No: **212-386-0281**	
BUILDING NAME: **Kings County Supreme Court**	
SCOPE OF WORK: **Limited bulk sampling & analysis for asbestos content in conjunction with the building accessibility renovations at selective locations**	
BUILDING ADDRESS: **360 Adams Street, Brooklyn, NY 11201**	

PRECISION PROJECT INFORMATION

PROJECT NAME: **Limited Asbestos Inspection**	
PEI PROJECT No.: **2352-23-0001**	
INSPECTOR(S) NAME: **Christopher Mikil / Nikolaos Charalambous**	
SAMPLING AREAS: see page 1	DATE: 2/23/23

BULK SAMPLE DATA

HOMOGENEOUS AREA No.	BULK SAMPLE ID / No.	HOMOGENEOUS AREA / MATERIAL DESCRIPTION	SYSTEM	SAMPLE LOCATION: FLOOR / SPACE ID No.	SAMPLE LOCATION: SAMPLE COORDINATES	QUANTITY	ASBESTOS CONTENT (%): PLM	ASBESTOS CONTENT (%): NOB-PLM	ASBESTOS CONTENT (%): NOB-TEM
4	10	Electrical wiring insulation - White	M	5th	Jury room #558		5.0% CHR.		
↓	11	Electrical wiring insulation - White	↓	3rd	Jury room #391		N/A		
↓	12	Electrical wiring insulation - White	↓	10th	Men's bathroom #1053		N/A		
5	13	Electrical wiring insulation - Black	↓	5th	Jury room #558			14% CHR	
↓	14	Electrical wiring insulation - Black	↓	10th	Vestibule #1053A			N/A	
↓	15	Electrical wiriug insulation - Black	↓	10th	Vestibule #1053A			N/A	
6	16	Electrical wiring insulation - Beige	↓	5th	Vestibule #558A			NA	NA
↓	17	Electrical wiring insulation - Beige	↓	10th	Vestibule #1053A			↓	↓
↓	18	Electrical wiring insulation - Beige	✓	10th	Vestibule #1053A			↓	↓

CHAIN OF CUSTODY

	Relinquished by:	Received by:	Date	Time	Delivery Method
I	Christopher Mikil 11:55AM	Stanthia Zhao	2/27/23	12:00 p.m.	☒ By Hand; ☐ Picked up; ☐ Shipped via
II					☐ By Hand; ☐ Picked up; ☐ Shipped via
III		23-5176			☐ By Hand; ☐ Picked up; ☐ Shipped via

PRECISION'S LABORATORY INFORMATION

Precision Environmental	NVLAP: 200640-0	ELAP: 11764
Analyzed by: Stanthia Zhao	Date: 2/27/23	Time:

SUBCONTRACTOR'S LABORATORY INFORMATION

NAME:	NVLAP:	ELAP:
Analyzed by:	Date:	Time:

INSTRUCTIONS TO THE LABORATORY:

Report Results to:	☐ MICHAEL P.	☒ ANDREAS A.	☐ Office:	☐	☒ STOP at first Positive
Via Phone:	☐ 917.295.2600	☐ 917.642.2375	☐ 718.383.2626	☐	☐ Analyze all samples
Via Fax::	☐ 914.788.5440	☐ 201.689.1118	☐ 718.383.7780	☐	☒ Other: Analyze NOB samples by NOB-PLM. If needed, further analyze by TEM
Via e-mail:	☒ andreas@precision-enviro.com		☒ info@precision-enviro.com		

PRECISION ENVIRONMENTAL INC.
36-15A 23rd Street, LIC, NY 11106
Tel: 718.383.2626, Fax: 718.383.7780

ACM BULK SAMPLE DATA AND CHAIN OF CUSTODY

TURNAROUND TIME
☐ RUSH ☐ 12 hrs ☐ 24 hrs
☒ 48 hrs ☐ 72 hrs ☐ Other

CLIENT INFORMATION

NAME: **Ronnette Riley Architect**	
CONTACT NAME: **Ms. Yumi Moriwaki** — PHONE No: **212-386-0281**	
BUILDING NAME: **Kings County Supreme Court**	
SCOPE OF WORK: **Limited bulk sampling & analysis for asbestos content in conjunction with the building accessibility renovations at selective locations**	
BUILDING ADDRESS: **360 Adams Street, Brooklyn, NY 11201**	

PRECISION PROJECT INFORMATION

PROJECT NAME: **Limited Asbestos Inspection**	
PEI PROJECT No.: **2352-23-0001**	
INSPECTOR(S) NAME: **Christopher Mikil / Nikolaos Charalambous**	
SAMPLING AREAS: See page 1	DATE: 2/3/23

BULK SAMPLE DATA

HOMOGENEOUS AREA No.	BULK SAMPLE ID / No.	HOMOGENEOUS AREA / MATERIAL DESCRIPTION	SYSTEM	SAMPLE LOCATION: FLOOR / SPACE ID No.	SAMPLE LOCATION: SAMPLE COORDINATES	QUANTITY	ASBESTOS CONTENT (%): PLM	ASBESTOS CONTENT (%): NOB-PLM	ASBESTOS CONTENT (%): NOB-TEM
7	19	Electrical wiring insulation - Yellow	M	10th	Vestibule #1053A			ND	ND
↓	20	Electrical wiring insulation - Yellow	↓	10th	Vestibule #1053A			↓	↓
↓	21	Electrical wiring insulation - Yellow	↓	10th	Women's bathroom #1045			↓	↓
8	22	Joint compound associated with gypsum board	S	3rd	Jury room #391		0.3% CHR		
↓	23	Joint compound associated with gypsum board	↓	7th	Court room #724		ND		
↓	24	Joint compound associated with gypsum board	↓	5th	Court room #525		↓		
↓	25	Joint compound associated with gypsum board	↓	4th	Jury room #417A		↓		
↓	26	Joint compound associated with gypsum board	↓	3rd	Jury room #372		↓		
↓	27	Joint compound associated with gypsum board	↓	3rd	All gender bathroom #372B		0.3% CHR		

CHAIN OF CUSTODY

Relinquished by:	Received by:	Date	Time	Delivery Method
I Christopher Mikil 2/27/23	Stanislava Zhuravleva	2/27/23	12:00 pm	☒ By Hand; ☐ Picked up; ☐ Shipped via
II				☐ By Hand; ☐ Picked up; ☐ Shipped via
III	23-5176			☐ By Hand; ☐ Picked up; ☐ Shipped via

PRECISION'S LABORATORY INFORMATION

Precision Environmental	NVLAP: 200640-0	ELAP: 11764
Analyzed by: Stanislava Zhuravleva	Date: 2/27/23	Time:

SUBCONTRACTOR'S LABORATORY INFORMATION

NAME:	NVLAP:	ELAP:
Analyzed by:	Date:	Time:

INSTRUCTIONS TO THE LABORATORY:

Report Results to:	☐ MICHAEL P.	☒ ANDREAS A.	☐ Office:	☐	☒ **STOP** at first Positive	
Via Phone:	☐ 917.295.2600	☐ 917.642.2375	☐ 718.383.2626	☐	☐ Analyze all samples	
Via Fax::	☐ 914.788.5440	☐ 201.689.1118	☐ 718.383.7780	☐	☒ Other: Analyze NOB samples by NOB-PLM. If needed, further analyze by TEM	
Via e-mail:	☒ andreas@precision-enviro.com		☒ info@precision-enviro.com			

PRECISION ENVIRONMENTAL INC.
36-15A 23rd Street, LIC, NY 11106
Tel: 718.383.2626, Fax: 718.383.7780

ACM BULK SAMPLE DATA AND CHAIN OF CUSTODY

TURNAROUND TIME
☐ RUSH ☐ 12 hrs ☐ 24 hrs
☑ 48 hrs ☐ 72 hrs ☐ Other

CLIENT INFORMATION

NAME: **Ronnette Riley Arcbitect**	
CONTACT NAME: **Ms. Yumi Moriwaki**	PHONE No: **212-386-0281**
BUILDING NAME: **Kings County Supreme Court**	
SCOPE OF WORK: **Limited bulk sampling & analysis for asbestos content in conjunction with the building accessibility renovations at selective locations**	
BUILDING ADDRESS: **360 Adams Street, Brooklyn, NY 11201**	

PRECISION PROJECT INFORMATION

PROJECT NAME: **Limited Asbestos Inspection**	
PEI PROJECT No.: **2352-23-0001**	
INSPECTOR(S) NAME: **Christopher Mikil / Nikolaos Charalambous**	
SAMPLING AREAS: see page 1	DATE: 2/24/23

BULK SAMPLE DATA

HOMOGENEOUS AREA No.	BULK SAMPLE ID / No.	HOMOGENEOUS AREA / MATERIAL DESCRIPTION	SYSTEM	SAMPLE LOCATION: FLOOR / SPACE ID No.	SAMPLE LOCATION: SAMPLE COORDINATES	QUANTITY	ASBESTOS CONTENT (%): PLM	ASBESTOS CONTENT (%): NOB-PLM	ASBESTOS CONTENT (%): NOB-TEM
8	28	Joint compound associated with gypsum board	S	3rd	Jury room #383		0.3% CHR.		
↓	29	Joint compound associated with gypsum board	↓	3rd	Jury room #391		0.3% CHR.		
↓	30	Joint compound associated with gypsum board	↓	2nd	Corridor by room #250A		ND		
9	31	Gypsum board	M	3rd	Jury room #391		ND		
↓	32	Gypsum board	↓	7th	Court room #724		↓		
↓	33	Gypsum board	↓	5th	Court room #525		↓		
10	34	Terracotta mortar	↓	10th	Storage room #1053B		ND		
↓	35	Terracotta mortar	↓	6th	Shaft #653C		↓		
↓	36	Terracotta mortar	↓	6th	Shaft #653C		↓		

CHAIN OF CUSTODY

	Relinquished by:	Received by:	Date	Time	Delivery Method
I	Christopher Mikil 2/24/23	Tanisha Khan Jr.	2/27/23	12:00 pm	☒ By Hand; ☐ Picked up; ☐ Shipped via____
II	11:55 AM				☐ By Hand; ☐ Picked up; ☐ Shipped via____
III		23-5176			☐ By Hand; ☐ Picked up; ☐ Shipped via____

PRECISION'S LABORATORY INFORMATION

Precision Environmental	NVLAP: 200640-0	ELAP: 11764
Analyzed by:	Date:	Time:
Tanisha Khan Jr.	2/27/23	

SUBCONTRACTOR'S LABORATORY INFORMATION

NAME:	NVLAP:	ELAP:
Analyzed by:	Date:	Time:

INSTRUCTIONS TO THE LABORATORY:

Report Results to:	☐ MICHAEL P.	☒ ANDREAS A.	☐ Office:	☐	☒ **STOP** at first Positive
Via Phone:	☐ 917.295.2600	☐ 917.642.2375	☐ 718.383.2626	☐	☐ Analyze all samples
Via Fax::	☐ 914.788.5440	☐ 201.689.1118	☐ 718.383.7780	☐	☒ Other: Analyze NOB samples by NOB-PLM. If needed, further analyze by TEM
Via e-mail:	☒ andreas@precision-enviro.com		☒ info@precision-enviro.com		

PRECISION ENVIRONMENTAL INC.
36-15A 23rd Street, LIC, NY 11106
Tel: 718.383.2626, Fax: 718.383.7780

ACM BULK SAMPLE DATA AND CHAIN OF CUSTODY

TURNAROUND TIME
☐ RUSH ☐ 12 hrs ☐ 24 hrs
☑ 48 hrs ☐ 72 hrs ☐ Other

CLIENT INFORMATION

NAME: **Ronnette Riley Architect**	
CONTACT NAME: **Ms. Yumi Moriwaki**	PHONE No: **212-386-0281**
BUILDING NAME: **Kings County Supreme Court**	
SCOPE OF WORK: **Limited bulk sampling & analysis for asbestos content in conjunction with the building accessibility renovations at selective locations**	
BUILDING ADDRESS: **360 Adams Street, Brooklyn, NY 11201**	

PRECISION PROJECT INFORMATION

PROJECT NAME: **Limited Asbestos Inspection**	
PEI PROJECT No.: **2352-23-0001**	
INSPECTOR(S) NAME: **Christopher Mikil / Nikolaos Charalambous**	
SAMPLING AREAS: see page 1	DATE: 2/4/23

BULK SAMPLE DATA

HOMOGENEOUS AREA No.	BULK SAMPLE ID / No.	HOMOGENEOUS AREA / MATERIAL DESCRIPTION	SYSTEM	SAMPLE LOCATION: FLOOR / SPACE ID No.	SAMPLE LOCATION: SAMPLE COORDINATES	QUANTITY	ASBESTOS CONTENT (%): PLM	ASBESTOS CONTENT (%): NOB-PLM	ASBESTOS CONTENT (%): NOB-TEM
11	37	Caulking associated with gypsum board to wooden wall	M	7th	Court room #724			N/A	1.5% AMOTH.
↓	38	Caulking associated with gypsum board to wooden wall	↓	7th	Court room #724			↓	N/A
↓	39	Caulking associated with gypsum board to wooden wall	↓	7th	Court room #724			↓	N/A
12	40	Wall plaster – 1st Coat	S	10th	Women's bathroom #1045		N/A		
↓	41	Wall plaster – 1st Coat	↓	11th	Vestibule #1128A		↓		
↓	42	Wall plaster – 1st Coat	↓	8th	Jury room #827E		↓		
↓	43	Wall plaster – 1st Coat	↓	7th	Jury room #737		↓		
↓	44	Wall plaster – 1st Coat	↓	7th	Women's bathroom #743B		↓		
↓	45	Wall plaster – 1st Coat	↓	6th	Men's bathroom #653		↓		

CHAIN OF CUSTODY

	Relinquished by:	Received by:	Date	Time	Delivery Method
I	Christopher Mikil	Stanthe Chan	2/27/23	12:00pm	☒ By Hand; ☐ Picked up; ☐ Shipped via_____
II	11:55AM				☐ By Hand; ☐ Picked up; ☐ Shipped via_____
III		23-5176			☐ By Hand; ☐ Picked up; ☐ Shipped via_____

PRECISION'S LABORATORY INFORMATION

Precision Environmental	NVLAP: 200640-0	ELAP: 11764
Analyzed by: Stanthe Chan	Date: 2/27/23	Time:

SUBCONTRACTOR'S LABORATORY INFORMATION

NAME:	NVLAP:	ELAP:
Analyzed by:	Date:	Time:

INSTRUCTIONS TO THE LABORATORY:

Report Results to:	☐ MICHAEL P.	☒ ANDREAS A.	☐ Office:	☐	☒ STOP at first Positive	
Via Phone:	☐ 917.295.2600	☐ 917.642.2375	☐ 718.383.2626	☐	☐ Analyze all samples	
Via Fax::	☐ 914.788.5440	☐ 201.689.1118	☐ 718.383.7780	☐	☒ Other: Analyze NOB samples by NOB-PLM. If needed, further analyze by TEM	
Via e-mail:	☒ andreas@precision-enviro.com		☒ info@precision-enviro.com			

PRECISION ENVIRONMENTAL INC.
36-15A 23rd Street, LIC, NY 11106
Tel: 718.383.2626, Fax: 718.383.7780

ACM BULK SAMPLE DATA AND CHAIN OF CUSTODY

TURNAROUND TIME
☐ RUSH ☐ 12 hrs ☐ 24 hrs
☒ 48 hrs ☐ 72 hrs ☐ Other

CLIENT INFORMATION

NAME: **Ronnette Riley Architect**	
CONTACT NAME: **Ms. Yumi Moriwaki**	PHONE No: **212-386-0281**
BUILDING NAME: **Kings County Supreme Court**	
SCOPE OF WORK: **Limited bulk sampling & analysis for asbestos content in conjunction with the building accessibility renovations at selective locations**	
BUILDING ADDRESS: **360 Adams Street, Brooklyn, NY 11201**	

PRECISION PROJECT INFORMATION

PROJECT NAME: **Limited Asbestos Inspection**	
PEI PROJECT No.: **2352-23-0001**	
INSPECTOR(S) NAME: **Christopher Mikil / Nikolaos Charalambous**	
SAMPLING AREAS: see page 1.	DATE: 2/4/23

BULK SAMPLE DATA

HOMOGENEOUS AREA No.	BULK SAMPLE ID / No.	HOMOGENEOUS AREA / MATERIAL DESCRIPTION	SYSTEM	SAMPLE LOCATION: FLOOR / SPACE ID No.	SAMPLE LOCATION: SAMPLE COORDINATES	QUANTITY	ASBESTOS CONTENT (%): PLM	ASBESTOS CONTENT (%): NOB-PLM	ASBESTOS CONTENT (%): NOB-TEM
12	46	Wall plaster – 1st Coat	S	5th	Court room #525		ND		
↓	47	Wall plaster – 1st Coat	↓	4th	Jury room #427		↓		
↓	48	Wall plaster – 1st Coat		3rd	All gender bathroom #306				
13	49	Wall plaster – 2nd Coat		10th	Women's bathroom #1045		ND		
↓	50	Wall plaster – 2nd Coat		11th	Vestibule #1128A		↓		
↓	51	Wall plaster – 2nd Coat		8th	Jury room #827E				
↓	52	Wall plaster – 2nd Coat		7th	Jury room #737				
↓	53	Wall plaster – 2nd Coat		7th	Women's bathroom #743B				
↓	54	Wall plaster – 2nd Coat	↓	6th	Men's bathroom #653		↓		

CHAIN OF CUSTODY

	Relinquished by:	Received by:	Date	Time	Delivery Method
I	Christopher Mikil 2/24/23 11:55AM	Jianhua Zhao Ze	2/27/23	12:00 pm	☒ By Hand; ☐ Picked up; ☐ Shipped via
II					☐ By Hand; ☐ Picked up; ☐ Shipped via
III		23-5176			☐ By Hand; ☐ Picked up; ☐ Shipped via

PRECISION'S LABORATORY INFORMATION

Precision Environmental	NVLAP: 200640-0	ELAP: 11764
Analyzed by: Jianhua Zhao Ze	Date: 2/27/23	Time:

SUBCONTRACTOR'S LABORATORY INFORMATION

NAME:	NVLAP:	ELAP:
Analyzed by:	Date:	Time:

INSTRUCTIONS TO THE LABORATORY:

Report Results to:	☐ MICHAEL P.	☒ ANDREAS A.	☐ Office:	☐	☒ **STOP** at first Positive	
Via Phone:	☐ 917.295.2600	☐ 917.642.2375	☐ 718.383.2626	☐	☐ Analyze all samples	
Via Fax::	☐ 914.788.5440	☐ 201.689.1118	☐ 718.383.7780	☐	☒ Other: Analyze NOB samples by NOB-PLM. If needed, further analyze by TEM	
Via e-mail:	☒ andreas@precision-enviro.com		☒ info@precision-enviro.com			

PRECISION ENVIRONMENTAL INC.
36-15A 23rd Street, LIC, NY 11106
Tel: 718.383.2626, Fax: 718.383.7780

ACM BULK SAMPLE DATA AND CHAIN OF CUSTODY

TURNAROUND TIME
☐ RUSH ☐ 12 hrs ☐ 24 hrs
☒ 48 hrs ☐ 72 hrs ☐ Other

CLIENT INFORMATION

NAME: **Ronnette Riley Architect**	
CONTACT NAME: **Ms. Yumi Moriwaki** — PHONE No: **212-386-0281**	
BUILDING NAME: **Kings County Supreme Court**	
SCOPE OF WORK: **Limited bulk sampling & analysis for asbestos content in conjunction with the building accessibility renovations at selective locations**	
BUILDING ADDRESS: **360 Adams Street, Brooklyn, NY 11201**	

PRECISION PROJECT INFORMATION

PROJECT NAME: **Limited Asbestos Inspection**	
PEI PROJECT No.: **2352-23-0001**	
INSPECTOR(S) NAME: **Christopher Mikil / Nikolaos Charalambous**	
SAMPLING AREAS: see page 1.	DATE: 2/4/23

BULK SAMPLE DATA

HOMOGENEOUS AREA No.	BULK SAMPLE ID / No.	HOMOGENEOUS AREA / MATERIAL DESCRIPTION	SYSTEM	SAMPLE LOCATION: FLOOR / SPACE ID No.	SAMPLE LOCATION: SAMPLE COORDINATES	QUANTITY	ASBESTOS CONTENT (%): PLM	NOB-PLM	NOB-TEM
13	55	Wall plaster – 2nd Coat	S	5th	Court room #525		ND		
↓	56	Wall plaster – 2nd Coat	↓	4th	Jury room #427		↓		
↓	57	Wall plaster – 2nd Coat	↓	3rd	All gender bathroom #306		↓		
14	58	Ceiling plaster – 1st Coat	↓	5th	Men's bathroom #554		ND		
↓	59	Ceiling plaster – 1st Coat	↓	9th	Vestibule #945B		↓		
↓	60	Ceiling plaster – 1st Coat	↓	9th	Women's bathroom #959B		↓		
↓	61	Ceiling plaster – 1st Coat	↓	8th	Women's bathroom #827F		↓		
↓	62	Ceiling plaster – 1st Coat	↓	7th	Women's bathroom #745A		↓		
↓	63	Ceiling plaster – 1st Coat	✓	6th	Men's bathroom #653		↓		

CHAIN OF CUSTODY

	Relinquished by:	Received by:	Date	Time	Delivery Method
I	Christopher Mikil 2/4/23 11:55AM	Shanna Zhou Zhe 23-5176	2/24/23	12:00pm	☒ By Hand; ☐ Picked up; ☐ Shipped via
II					☐ By Hand; ☐ Picked up; ☐ Shipped via
III					☐ By Hand; ☐ Picked up; ☐ Shipped via

PRECISION'S LABORATORY INFORMATION

Precision Environmental	NVLAP: 200640-0	ELAP: 11764
Analyzed by: Shanna Zhou Zhe	Date: 2/24/23	Time:

SUBCONTRACTOR'S LABORATORY INFORMATION

NAME:	NVLAP:	ELAP:
Analyzed by:	Date:	Time:

INSTRUCTIONS TO THE LABORATORY:

Report Results to:	☐ MICHAEL P.	☒ ANDREAS A.	☐ Office:	☐	☒ STOP at first Positive
Via Phone:	☐ 917.295.2600	☐ 917.642.2375	☐ 718.383.2626	☐	☐ Analyze all samples
Via Fax::	☐ 914.788.5440	☐ 201.689.1118	☐ 718.383.7780	☐	☒ Other: Analyze NOB samples by NOB-PLM. If needed, further analyze by TEM
Via e-mail:	☒ andreas@precision-enviro.com		☒ info@precision-enviro.com		

PRECISION ENVIRONMENTAL INC.
36-15A 23rd Street, LIC, NY 11106
Tel: 718.383.2626, Fax: 718.383.7780

ACM BULK SAMPLE DATA AND CHAIN OF CUSTODY

TURNAROUND TIME
☐ RUSH ☐ 12 hrs ☐ 24 hrs
☑ 48 hrs ☐ 72 hrs ☐ Other

CLIENT INFORMATION

NAME: **Ronnette Riley Architect**	
CONTACT NAME: **Ms. Yumi Moriwaki** — PHONE No: **212-386-0281**	
BUILDING NAME: **Kings County Supreme Court**	
SCOPE OF WORK: **Limited bulk sampling & analysis for asbestos content in conjunction with the building accessibility renovations at selective locations**	
BUILDING ADDRESS: **360 Adams Street, Brooklyn, NY 11201**	

PRECISION PROJECT INFORMATION

PROJECT NAME: **Limited Asbestos Inspection**	
PEI PROJECT No.: **2352-23-0001**	
INSPECTOR(S) NAME: **Christopher Mikil / Nikolaos Charalambous**	
SAMPLING AREAS: see page 1	DATE: 2/4/23

BULK SAMPLE DATA

HOMOGENEOUS AREA No.	BULK SAMPLE ID / No.	HOMOGENEOUS AREA / MATERIAL DESCRIPTION	SYSTEM	SAMPLE LOCATION: FLOOR / SPACE ID No.	SAMPLE LOCATION: SAMPLE COORDINATES	QUANTITY	ASBESTOS CONTENT (%): PLM	NOB-PLM	NOB-TEM
14	64	Ceiling plaster – 1st Coat	S	5th	Men's bathroom #558C		NA		
↓	65	Ceiling plaster – 1st Coat	↓	3rd	All gender bathroom #306		↓		
✓	66	Ceiling plaster – 1st Coat		2nd	Men's bathroom #245				
15	67	Ceiling plaster – 2nd Coat		5th	Men's bathroom #554		NA		
↓	68	Ceiling plaster – 2nd Coat		9th	Vestibule #945B		↓		
	69	Ceiling plaster – 2nd Coat		9th	Women's bathroom #959B				
	70	Ceiling plaster – 2nd Coat		8th	Women's bathroom #827F				
↓	71	Ceiling plaster – 2nd Coat	↓	7th	Women's bathroom #745A		↓		
✓	72	Ceiling plaster – 2nd Coat	✓	6th	Men's bathroom #653				

CHAIN OF CUSTODY

	Relinquished by:	Received by:	Date	Time	Delivery Method
I	Christopher Mikil 11:55AM	Thanhha Elsa Le	2/24/23	12:00 pm	☒ By Hand; ☐ Picked up; ☐ Shipped via
II					☐ By Hand; ☐ Picked up; ☐ Shipped via
III		23-5176			☐ By Hand; ☐ Picked up; ☐ Shipped via

PRECISION'S LABORATORY INFORMATION

Precision Environmental	NVLAP: 200640-0	ELAP: 11764
Analyzed by: Thanhha Elsa Le	Date: 2/24/23	Time:

SUBCONTRACTOR'S LABORATORY INFORMATION

NAME:	NVLAP:	ELAP:
Analyzed by:	Date:	Time:

INSTRUCTIONS TO THE LABORATORY:

Report Results to:	☐ MICHAEL P.	☒ ANDREAS A.	☐ Office:	☐	☒ STOP at first Positive
Via Phone:	☐ 917.295.2600	☐ 917.642.2375	☐ 718.383.2626	☐	☐ Analyze all samples
Via Fax::	☐ 914.788.5440	☐ 201.689.1118	☐ 718.383.7780	☐	☒ Other: Analyze NOB samples by NOB-PLM. If needed, further analyze by TEM
Via e-mail:	☒ andreas@precision-enviro.com		☒ info@precision-enviro.com		

PRECISION ENVIRONMENTAL INC.
36-15A 23rd Street, LIC, NY 11106
Tel: 718.383.2626, Fax: 718.383.7780

ACM BULK SAMPLE DATA AND CHAIN OF CUSTODY

TURNAROUND TIME
☐ RUSH ☐ 12 hrs ☐ 24 hrs
☑ 48 hrs ☐ 72 hrs ☐ Other

CLIENT INFORMATION

NAME: **Ronnette Riley Architect**	
CONTACT NAME: **Ms. Yumi Moriwaki**	PHONE No: **212-386-0281**
BUILDING NAME: **Kings County Supreme Court**	
SCOPE OF WORK: **Limited bulk sampling & analysis for asbestos content in conjunction with the building accessibility renovations at selective locations**	
BUILDING ADDRESS: **360 Adams Street, Brooklyn, NY 11201**	

PRECISION PROJECT INFORMATION

PROJECT NAME: **Limited Asbestos Inspection**	
PEI PROJECT No.: **2352-23-0001**	
INSPECTOR(S) NAME: **Christopher Mikil / Nikolaos Charalambous**	
SAMPLING AREAS: see page 1	DATE: 2/14/23

BULK SAMPLE DATA

HOMOGENEOUS AREA No.	BULK SAMPLE ID / No.	HOMOGENEOUS AREA / MATERIAL DESCRIPTION	SYSTEM	SAMPLE LOCATION: FLOOR / SPACE ID No.	SAMPLE LOCATION: SAMPLE COORDINATES	QUANTITY	ASBESTOS CONTENT (%): PLM	ASBESTOS CONTENT (%): NOB-PLM	ASBESTOS CONTENT (%): NOB-TEM
15	73	Ceiling plaster – 2nd Coat	S	5th	Men's bathroom #558C		NA		
↓	74	Ceiling plaster – 2nd Coat	↓	3rd	All gender bathroom #306		↓		
↓	75	Ceiling plaster – 2nd Coat	↓	2nd	Men's bathroom #245		↓		
16	76	Insulation associated with bathroom partition	M	10th	Women's bathroom #1045		NA		
↓	77	Insulation associated with bathroom partition	↓	7th	Women's bathroom #745A		↓		
↓	78	Insulation associated with bathroom partition	↓	6th	Men's bathroom #653		↓		
17	79	Interior door frame caulking, soft textured – Gray	M	2nd	Reception desk by room #247			NA	NA
↓	80	Interior door frame caulking, soft textured – Gray	↓	2nd	Reception desk by room #247			↓	↓
↓	81	Interior door frame caulking, soft textured – Gray	↓	2nd	Reception desk by room #247			↓	↓

CHAIN OF CUSTODY

	Relinquished by:	Received by:	Date	Time	Delivery Method
I	Christopher Mikil 11:55AM	Thanhha Thai Le	2/23/23	12:00pm	☒ By Hand; ☐ Picked up; ☐ Shipped via
II					☐ By Hand; ☐ Picked up; ☐ Shipped via
III		23-5176			☐ By Hand; ☐ Picked up; ☐ Shipped via

PRECISION'S LABORATORY INFORMATION

Precision Environmental	NVLAP: 200640-0	ELAP: 11764
Analyzed by:	Date:	Time:
Thanhha Thai Le	2/23/23	

SUBCONTRACTOR'S LABORATORY INFORMATION

NAME:	NVLAP:	ELAP:
Analyzed by:	Date:	Time:

INSTRUCTIONS TO THE LABORATORY:

Report Results to:	☐ MICHAEL P.	☒ ANDREAS A.	☐ Office:	☐	☒ **STOP** at first Positive
Via Phone:	☐ 917.295.2600	☐ 917.642.2375	☐ 718.383.2626	☐	☐ Analyze all samples
Via Fax::	☐ 914.788.5440	☐ 201.689.1118	☐ 718.383.7780	☐	☒ Other: Analyze NOB samples by NOB-PLM. If needed, further analyze by TEM
Via e-mail:	☒ andreas@precision-enviro.com		☒ info@precision-enviro.com		

PRECISION ENVIRONMENTAL INC.
36-15A 23rd Street, LIC, NY 11106
Tel: 718.383.2626, Fax: 718.383.7780

ACM BULK SAMPLE DATA AND CHAIN OF CUSTODY

TURNAROUND TIME
☐ RUSH ☐ 12 hrs ☐ 24 hrs
☒ 48 hrs ☐ 72 hrs ☐ Other

CLIENT INFORMATION

NAME: **Ronnette Riley Architect**	
CONTACT NAME: **Ms. Yumi Moriwaki**	PHONE No: **212-386-0281**
BUILDING NAME: **Kings County Supreme Court**	
SCOPE OF WORK: **Limited bulk sampling & analysis for asbestos content in conjunction with the building accessibility renovations at selective locations**	
BUILDING ADDRESS: **360 Adams Street, Brooklyn, NY 11201**	

PRECISION PROJECT INFORMATION

PROJECT NAME: **Limited Asbestos Inspection**	
PEI PROJECT No.: **2352-23-0001**	
INSPECTOR(S) NAME: **Christopher Mikil / Nikolaos Charalambous**	
SAMPLING AREAS: See page 1	DATE: 2/4/23

BULK SAMPLE DATA

HOMOGENEOUS AREA No.	BULK SAMPLE ID / No.	HOMOGENEOUS AREA / MATERIAL DESCRIPTION	SYSTEM	SAMPLE LOCATION: FLOOR / SPACE ID No.	SAMPLE LOCATION: SAMPLE COORDINATES	QUANTITY	ASBESTOS CONTENT (%): PLM	ASBESTOS CONTENT (%): NOB-PLM	ASBESTOS CONTENT (%): NOB-TEM
18	82	Exterior door frame caulking, hard textured - Brown	M	2nd	Reception desk by room #247			N/A	1.9% ANTH.
↓	83	Exterior door frame caulking, hard textured - Brown	↓	2nd	Reception desk by room #247			↓	N/A
↓	84	Exterior door frame caulking, hard textured - Brown		2nd	Reception desk by room #247			↓	N/A
19	85	2' x 4' Ceiling tiles – fissured		4th	Jury room #417A			N/A	N/A
↓	86	2' x 4' Ceiling tiles – fissured		4th	All gender bathroom #427B			↓	↓
↓	87	2' x 4' Ceiling tiles – fissured		4th	All gender bathroom #435B			↓	↓
20	88	1' x 1' Ceiling tiles – fissured		3rd	Jury room #372			N/A	N/A
↓	89	1' x 1' Ceiling tiles – fissured		3rd	Jury room #372A			↓	↓
↓	90	1' x 1' Ceiling tiles – fissured	↓	3rd	Jury room #391			↓	↓

CHAIN OF CUSTODY

	Relinquished by:	Received by:	Date	Time	Delivery Method
I	Christopher Mikil 2/4/23	Tamika Thomas	2/27/23	12:00pm	☒ By Hand; ☐ Picked up; ☐ Shipped via____
II	11:55AM				☐ By Hand; ☐ Picked up; ☐ Shipped via____
III		23-5176			☐ By Hand; ☐ Picked up; ☐ Shipped via____

PRECISION'S LABORATORY INFORMATION

Precision Environmental	NVLAP: 200640-0	ELAP: 11764
Analyzed by: Tamika Thomas	Date: 2/27/23	Time:

SUBCONTRACTOR'S LABORATORY INFORMATION

NAME:	NVLAP:	ELAP:
Analyzed by:	Date:	Time:

INSTRUCTIONS TO THE LABORATORY:

Report Results to:	☐ MICHAEL P.	☒ ANDREAS A.	☐ Office:	☐	☒ **STOP** at first Positive
Via Phone:	☐ 917.295.2600	☐ 917.642.2375	☐ 718.383.2626	☐	☐ Analyze all samples
Via Fax::	☐ 914.788.5440	☐ 201.689.1118	☐ 718.383.7780	☐	☒ Other: Analyze NOB samples by NOB-PLM. If needed, further analyze by TEM
Via e-mail:	☒ andreas@precision-enviro.com		☒ info@precision-enviro.com		

PRECISION ENVIRONMENTAL INC.
36-15A 23rd Street, LIC, NY 11106
Tel: 718.383.2626, Fax: 718.383.7780

ACM BULK SAMPLE DATA AND CHAIN OF CUSTODY

TURNAROUND TIME
☐ RUSH ☐ 12 hrs ☐ 24 hrs
☑ 48 hrs ☐ 72 hrs ☐ Other

CLIENT INFORMATION

NAME: **Ronnette Riley Architect**	PROJECT NAME: **Limited Asbestos Inspection**
CONTACT NAME: **Ms. Yumi Moriwaki** — PHONE No: **212-386-0281**	PEI PROJECT No.: **2352-23-0001**
BUILDING NAME: **Kings County Supreme Court**	INSPECTOR(S) NAME: **Christopher Mikil / Nikolaos Charalambous**
SCOPE OF WORK: **Limited bulk sampling & analysis for asbestos content in conjunction with the building accessibility renovations at selective locations**	
BUILDING ADDRESS: **360 Adams Street, Brooklyn, NY 11201**	SAMPLING AREAS: see page 1 — DATE: 2/4/23

BULK SAMPLE DATA

HOMOGENEOUS AREA No.	BULK SAMPLE ID / No.	HOMOGENEOUS AREA / MATERIAL DESCRIPTION	SYSTEM	SAMPLE LOCATION: FLOOR / SPACE ID No.	SAMPLE LOCATION: SAMPLE COORDINATES	QUANTITY	ASBESTOS CONTENT (%): PLM	NOB-PLM	NOB-TEM
21	91	2' x 2' Ceiling tiles – pinhole	M	2nd	Smoke room #245A			N/A	N/A
↓	92	2' x 2' Ceiling tiles – pinhole	↓	2nd	Smoke room #245A			↓	↓
↓	93	2' x 2' Ceiling tiles – pinhole	↓	2nd	Smoke room #246A			↓	↓
22	94	Glazed brick grout	↓	10th	Storage room #1053B		N/A		
↓	95	Glazed brick grout	↓	8th	Storage room #853B		↓		
↓	96	Glazed brick grout	↓	6th	Storage room #653B		↓		
23	97	Glazed brick mortar	↓	10th	Storage room #1053B		N/A		
↓	98	Glazed brick mortar	↓	8th	Storage room #853B		↓		
↓	99	Glazed brick mortar	↓	6th	Storage room #653B		↓		

CHAIN OF CUSTODY

	Relinquished by:	Received by:	Date	Time	Delivery Method
I	Christopher Mikil 11:55pm	Tanisha Khan	2/27/23	12:00pm	☒ By Hand; ☐ Picked up; ☐ Shipped via
II					☐ By Hand; ☐ Picked up; ☐ Shipped via
III		23-5176			☐ By Hand; ☐ Picked up; ☐ Shipped via

PRECISION'S LABORATORY INFORMATION

Precision Environmental	NVLAP: 200640-0	ELAP: 11764
Analyzed by: Tanisha Khan	Date: 2/27/23	Time:

SUBCONTRACTOR'S LABORATORY INFORMATION

NAME:	NVLAP:	ELAP:
Analyzed by:	Date:	Time:

INSTRUCTIONS TO THE LABORATORY:

Report Results to:	☐ MICHAEL P.	☒ ANDREAS A.	☐ Office:	☐	☒ STOP at first Positive	
Via Phone:	☐ 917.295.2600	☐ 917.642.2375	☐ 718.383.2626	☐	☐ Analyze all samples	
Via Fax::	☐ 914.788.5440	☐ 201.689.1118	☐ 718.383.7780	☐	☒ Other: Analyze NOB samples by NOB-PLM. If needed, further analyze by TEM	
Via e-mail:	☒ andreas@precision-enviro.com		☒ info@precision-enviro.com			

PRECISION ENVIRONMENTAL INC.
36-15A 23rd Street, LIC, NY 11106
Tel: 718.383.2626, Fax: 718.383.7780

ACM BULK SAMPLE DATA AND CHAIN OF CUSTODY

TURNAROUND TIME
☐ RUSH ☐ 12 hrs ☐ 24 hrs
☒ 48 hrs ☐ 72 hrs ☐ Other

CLIENT INFORMATION

NAME: **Ronnette Riley Architect**	
CONTACT NAME: **Ms. Yumi Moriwaki** — PHONE No: **212-386-0281**	
BUILDING NAME: **Kings County Supreme Court**	
SCOPE OF WORK: **Limited bulk sampling & analysis for asbestos content in conjunction with the building accessibility renovations at selective locations**	
BUILDING ADDRESS: **360 Adams Street, Brooklyn, NY 11201**	

PRECISION PROJECT INFORMATION

PROJECT NAME: **Limited Asbestos Inspection**	
PEI PROJECT No.: **2352-23-0001**	
INSPECTOR(S) NAME: **Christopher Mikil / Nikolaos Charalambous**	
SAMPLING AREAS: See page 1	DATE: 2/4/23

BULK SAMPLE DATA

HOMOGENEOUS AREA No.	BULK SAMPLE ID / No.	HOMOGENEOUS AREA / MATERIAL DESCRIPTION	SYSTEM	SAMPLE LOCATION: FLOOR / SPACE ID No.	SAMPLE LOCATION: SAMPLE COORDINATES	QUANTITY	ASBESTOS CONTENT (%): PLM	NOB-PLM	NOB-TEM
24	100	Corrugated pipe insulation	TSI	10th	Shaft by women's bathroom #1045		5.7% CHR.		
↓	101	Corrugated pipe insulation	↓	6th	Shaft by storage room #653B		N/A		
↓	102	Corrugated pipe insulation		8th	Shaft by storage room #853B		N/A		
25	103	Felt paper associated with corrugated pipe insulation		10th	Shaft by women's bathroom #1045			N/A	N/A
↓	104	Felt paper associated with corrugated pipe insulation		10th	Shaft by room #1054C			↓	↓
↓	105	Felt paper associated with corrugated pipe insulation		6th	Shaft by storage room #653B			↓	↓
26	106	Pipe joint associated with corrugated pipe insulation		10th	Shaft by women's bathroom #1045		5.0% CHR.		
↓	107	Pipe joint associated with corrugated pipe insulation		6th	Shaft by storage room #653B		N/A		
↓	108	Pipe joint associated with corrugated pipe insulation	↓	8th	Shaft by storage room #853B		N/A		

CHAIN OF CUSTODY

	Relinquished by:	Received by:	Date	Time	Delivery Method
I	Christopher Mikil 11:55AM	Tianka Zhou 2c	2/27/23	12:00 p	☒ By Hand; ☐ Picked up; ☐ Shipped via____
II					☐ By Hand; ☐ Picked up; ☐ Shipped via____
III		23-5176			☐ By Hand; ☐ Picked up; ☐ Shipped via____

PRECISION'S LABORATORY INFORMATION

Precision Environmental	NVLAP: 200640-0	ELAP: 11764
Analyzed by:	Date:	Time:
Tianka Zhou 2c	2/27/23	

SUBCONTRACTOR'S LABORATORY INFORMATION

NAME:	NVLAP:	ELAP:
Analyzed by:	Date:	Time:

INSTRUCTIONS TO THE LABORATORY:

Report Results to:	☐ MICHAEL P.	☒ ANDREAS A.	☐ Office:	☐	☒ **STOP** at first Positive
Via Phone:	☐ 917.295.2600	☐ 917.642.2375	☐ 718.383.2626	☐	☐ Analyze all samples
Via Fax::	☐ 914.788.5440	☐ 201.689.1118	☐ 718.383.7780	☐	☒ Other: Analyze NOB samples by NOB-PLM. If needed, further analyze by TEM
Via e-mail:	☒ andreas@precision-enviro.com		☒ info@precision-enviro.com		

PRECISION ENVIRONMENTAL INC.
36-15A 23rd Street, LIC, NY 11106
Tel: 718.383.2626, Fax: 718.383.7780

ACM BULK SAMPLE DATA AND CHAIN OF CUSTODY

TURNAROUND TIME
☐ RUSH ☐ 12 hrs ☐ 24 hrs
☑ 48 hrs ☐ 72 hrs ☐ Other

CLIENT INFORMATION

NAME: **Ronnette Riley Architect**	
CONTACT NAME: **Ms. Yumi Moriwaki**	PHONE No: **212-386-0281**
BUILDING NAME: **Kings County Supreme Court**	
SCOPE OF WORK: **Limited bulk sampling & analysis for asbestos content in conjunction with the building accessibility renovations at selective locations**	
BUILDING ADDRESS: **360 Adams Street, Brooklyn, NY 11201**	

PRECISION PROJECT INFORMATION

PROJECT NAME: **Limited Asbestos Inspection**	
PEI PROJECT No.: **2352-23-0001**	
INSPECTOR(S) NAME: **Christopher Mikil / Nikolaos Charalambous**	
SAMPLING AREAS: See page 1	DATE: 2/4/23

BULK SAMPLE DATA

HOMOGENEOUS AREA No.	BULK SAMPLE ID / No.	HOMOGENEOUS AREA / MATERIAL DESCRIPTION	SYSTEM	SAMPLE LOCATION: FLOOR / SPACE ID No.	SAMPLE LOCATION: SAMPLE COORDINATES	QUANTITY	ASBESTOS CONTENT (%): PLM	ASBESTOS CONTENT (%): NOB-PLM	ASBESTOS CONTENT (%): NOB-TEM
27	109	Outside felt paper associated with horsehair pipe insulation	TSI	10th	Shaft by room #1054C			N/D	N/D
↓	110	Outside felt paper associated with horsehair pipe insulation	↓	8th	Shaft by storage room #853B			↓	↓
✓	111	Outside felt paper associated with horsehair pipe insulation		6th	Shaft by storage room #653B			↓	↓
28	112	Horsehair pipe insulation		10th	Shaft by room #1054C		N/D		
↓	113	Horsehair pipe insulation		8th	Shaft by storage room #853B		↓		
✓	114	Horsehair pipe insulation		6th	Shaft by storage room #653B		↓		
29	115	Inside felt paper associated with horsehair pipe insulation		8th	Shaft by storage room #853B			N/D	N/D
↓	116	Inside felt paper associated with horsehair pipe insulation		8th	Shaft by storage room #853B			↓	↓
✓	117	Inside felt paper associated with horsehair pipe insulation	✓	8th	Shaft by storage room #853B			↓	↓

CHAIN OF CUSTODY

	Relinquished by:	Received by:	Date	Time	Delivery Method
I	Christopher Mikil 2/4/23	Tiantha Elcox	2/4/23	12:00pm	☒ By Hand; ☐ Picked up; ☐ Shipped via
II					☐ By Hand; ☐ Picked up; ☐ Shipped via
III		23-5176			☐ By Hand; ☐ Picked up; ☐ Shipped via

PRECISION'S LABORATORY INFORMATION

Precision Environmental	NVLAP: 200640-0	ELAP: 11764
Analyzed by: Tiantha Elcox	Date: 2/28/23	Time:

SUBCONTRACTOR'S LABORATORY INFORMATION

NAME:	NVLAP:	ELAP:
Analyzed by:	Date:	Time:

INSTRUCTIONS TO THE LABORATORY:

Report Results to:	☐ MICHAEL P.	☒ ANDREAS A.	☐ Office:	☐	☒ STOP at first Positive
Via Phone:	☐ 917.295.2600	☐ 917.642.2375	☐ 718.383.2626	☐	☐ Analyze all samples
Via Fax::	☐ 914.788.5440	☐ 201.689.1118	☐ 718.383.7780	☐	☒ Other: Analyze NOB samples by NOB-PLM. If needed, further analyze by TEM
Via e-mail:	☒ andreas@precision-enviro.com		☒ info@precision-enviro.com		

PRECISION ENVIRONMENTAL INC.
36-15A 23rd Street, LIC, NY 11106
Tel: 718.383.2626, Fax: 718.383.7780

ACM BULK SAMPLE DATA AND CHAIN OF CUSTODY

TURNAROUND TIME
☐ RUSH ☐ 12 hrs ☐ 24 hrs
☑ 48 hrs ☐ 72 hrs ☐ Other

CLIENT INFORMATION

NAME: **Ronnette Riley Architect**	
CONTACT NAME: **Ms. Yumi Moriwaki**	PHONE No: **212-386-0281**
BUILDING NAME: **Kings County Supreme Court**	
SCOPE OF WORK: **Limited bulk sampling & analysis for asbestos content in conjunction with the building accessibility renovations at selective locations**	
BUILDING ADDRESS: **360 Adams Street, Brooklyn, NY 11201**	

PRECISION PROJECT INFORMATION

PROJECT NAME: **Limited Asbestos Inspection**	
PEI PROJECT No.: **2352-23-0001**	
INSPECTOR(S) NAME: **Christopher Mikil / Nikolaos Charalambous**	
SAMPLING AREAS: see page 1	DATE: 2/4/23

BULK SAMPLE DATA

HOMOGENEOUS AREA No.	BULK SAMPLE ID / No.	HOMOGENEOUS AREA / MATERIAL DESCRIPTION	SYSTEM	SAMPLE LOCATION: FLOOR / SPACE ID No.	SAMPLE LOCATION: SAMPLE COORDINATES	QUANTITY	ASBESTOS CONTENT (%): PLM	ASBESTOS CONTENT (%): NOB-PLM	ASBESTOS CONTENT (%): NOB-TEM
30	118	Wrap paper associated with fiberglass pipe insulation	TSI	3rd	Plenum of jury room #372			N/A	N/A
↓	119	Wrap paper associated with fiberglass pipe insulation	↓	3rd	Plenum of jury room #383			↓	↓
↓	120	Wrap paper associated with fiberglass pipe insulation		3rd	Plenum of jury room #384			↓	↓
31	121	Pipe joint associated with fiberglass pipe insulation		3rd	Plenum of jury room #372		20% CHR.		
↓	122	Pipe joint associated with fiberglass pipe insulation		3rd	Plenum of jury room #383		N/A		
↓	123	Pipe joint associated with fiberglass pipe insulation	↓	3rd	Plenum of jury room #384		N/A		
32	124	Ceramic wall tile base – grout	M	11th	Vestibule #1128A		N/A		
↓	125	Ceramic wall tile base – grout	↓	9th	Vestibule #945B		↓		
↓	126	Ceramic wall tile base – grout	↓	6th	Vestibule #653A		↓		

CHAIN OF CUSTODY

	Relinquished by:	Received by:	Date	Time	Delivery Method
I	Christopher Mikil 2/4/23 11:50AM	Stanislaw Zhuk	2/4/23	12:00pm	☒ By Hand; ☐ Picked up; ☐ Shipped via
II					☐ By Hand; ☐ Picked up; ☐ Shipped via
III		23-5176			☐ By Hand; ☐ Picked up; ☐ Shipped via

PRECISION'S LABORATORY INFORMATION

Precision Environmental	NVLAP: 200640-0	ELAP: 11764
Analyzed by: Stanislaw Zhuk	Date: 2/24/23	Time:

SUBCONTRACTOR'S LABORATORY INFORMATION

NAME:	NVLAP:	ELAP:
Analyzed by:	Date:	Time:

INSTRUCTIONS TO THE LABORATORY:

Report Results to:	☐ MICHAEL P.	☒ ANDREAS A.	☐ Office:	☐	☒ STOP at first Positive	
Via Phone:	☐ 917.295.2600	☐ 917.642.2375	☐ 718.383.2626	☐	☐ Analyze all samples	
Via Fax::	☐ 914.788.5440	☐ 201.689.1118	☐ 718.383.7780	☐	☒ Other: Analyze NOB samples by NOB-PLM. If needed, further analyze by TEM	
Via e-mail:	☒ andreas@precision-enviro.com		☒ info@precision-enviro.com			

PRECISION ENVIRONMENTAL INC.
36-15A 23rd Street, LIC, NY 11106
Tel: 718.383.2626, Fax: 718.383.7780

ACM BULK SAMPLE DATA AND CHAIN OF CUSTODY

TURNAROUND TIME
☐ RUSH ☐ 12 hrs ☐ 24 hrs
☒ 48 hrs ☐ 72 hrs ☐ Other

CLIENT INFORMATION

NAME: **Ronnette Riley Architect**	
CONTACT NAME: **Ms. Yumi Moriwaki** — PHONE No: **212-386-0281**	
BUILDING NAME: **Kings County Supreme Court**	
SCOPE OF WORK: **Limited bulk sampling & analysis for asbestos content in conjunction with the building accessibility renovations at selective locations**	
BUILDING ADDRESS: **360 Adams Street, Brooklyn, NY 11201**	

PRECISION PROJECT INFORMATION

PROJECT NAME: **Limited Asbestos Inspection**	
PEI PROJECT No.: **2352-23-0001**	
INSPECTOR(S) NAME: **Christopher Mikil / Nikolaos Charalambous**	
SAMPLING AREAS: see page 1	DATE: 2/24/23

BULK SAMPLE DATA

HOMOGENEOUS AREA No.	BULK SAMPLE ID / No.	HOMOGENEOUS AREA / MATERIAL DESCRIPTION	SYSTEM	SAMPLE LOCATION: FLOOR / SPACE ID No.	SAMPLE LOCATION: SAMPLE COORDINATES	QUANTITY	ASBESTOS CONTENT (%): PLM	ASBESTOS CONTENT (%): NOB-PLM	ASBESTOS CONTENT (%): NOB-TEM
33	127	Ceramic wall tile base – mastic	M	11th	Vestibule #1128A			N/A	N/A
↓	128	Ceramic wall tile base – mastic	↓	9th	Vestibule #945B			↓	↓
↓	129	Ceramic wall tile base – mastic	↓	7th	Vestibule #745B			↓	↓
34	130	Ceramic wall tile – grout 11th - 5th floor	↓	11th	Men's bathroom #1128		N/A		
↓	131	Ceramic wall tile – grout 11th - 5th floor	↓	7th	Men's bathroom #743C		↓		
↓	132	Ceramic wall tile – grout 11th - 5th floor	↓	5th	Men's bathroom #554		↓		
35	133	Ceramic wall tile – mastic 11th - 5th floor	↓	11th	Men's bathroom #1128			N/A	N/A
↓	134	Ceramic wall tile – mastic 11th - 5th floor	↓	5th	Men's bathroom #554			↓	↓
36	135	Ceramic floor tile – grout 11th - 5th floor	↓	11th	Men's bathroom #1128		N/A		

CHAIN OF CUSTODY

	Relinquished by:	Received by:	Date	Time	Delivery Method
I	Christopher Mikil 2/24/23 11:55AM	Tasritha Zhan 2a	2/24/23	12:00pm	☒ By Hand; ☐ Picked up; ☐ Shipped via
II					☐ By Hand; ☐ Picked up; ☐ Shipped via
III		23-5796			☐ By Hand; ☐ Picked up; ☐ Shipped via

PRECISION'S LABORATORY INFORMATION

Precision Environmental	NVLAP: 200640-0	ELAP: 11764
Analyzed by:	Date:	Time:
2/27/23 Tasritha Zhan 2a	2/28/23	

SUBCONTRACTOR'S LABORATORY INFORMATION

NAME:	NVLAP:	ELAP:
Analyzed by:	Date:	Time:

INSTRUCTIONS TO THE LABORATORY:

Report Results to:	☐ MICHAEL P.	☒ ANDREAS A.	☐ Office:	☐	☒ STOP at first Positive
Via Phone:	☐ 917.295.2600	☐ 917.642.2375	☐ 718.383.2626	☐	☐ Analyze all samples
Via Fax::	☐ 914.788.5440	☐ 201.689.1118	☐ 718.383.7780	☐	☒ Other: Analyze NOB samples by NOB-PLM. If needed, further analyze by TEM
Via e-mail:	☒ andreas@precision-enviro.com		☒ info@precision-enviro.com		

PRECISION ENVIRONMENTAL INC.
36-15A 23rd Street, LIC, NY 11106
Tel: 718.383.2626, Fax: 718.383.7780

ACM BULK SAMPLE DATA AND CHAIN OF CUSTODY

TURNAROUND TIME
☐ RUSH ☐ 12 hrs ☐ 24 hrs
☒ 48 hrs ☐ 72 hrs ☐ Other

CLIENT INFORMATION

NAME: **Ronnette Riley Architect**	
CONTACT NAME: **Ms. Yumi Moriwaki**	PHONE No: **212-386-0281**
BUILDING NAME: **Kings County Supreme Court**	
SCOPE OF WORK: **Limited bulk sampling & analysis for asbestos content in conjunction with the building accessibility renovations at selective locations**	
BUILDING ADDRESS: **360 Adams Street, Brooklyn, NY 11201**	

PRECISION PROJECT INFORMATION

PROJECT NAME: **Limited Asbestos Inspection**	
PEI PROJECT No.: **2352-23-0001**	
INSPECTOR(S) NAME: **Christopher Mikil / Nikolaos Charalambous**	
SAMPLING AREAS: See page 1.	DATE: 2/4/23

BULK SAMPLE DATA

HOMOGENEOUS AREA No.	BULK SAMPLE ID / No.	HOMOGENEOUS AREA / MATERIAL DESCRIPTION	SYSTEM	SAMPLE LOCATION: FLOOR / SPACE ID No.	SAMPLE LOCATION: SAMPLE COORDINATES	QUANTITY	ASBESTOS CONTENT (%): PLM	NOB-PLM	NOB-TEM
36	136	Ceramic floor tile – grout 11th - 5th floor	M	10	Storage room #1053B		ND		
↓	137	Ceramic floor tile – grout 11th - 5th floor	↓	5th	Men's bathroom #554		↓		
37	138	Ceramic floor tile – mortar 11th - 5th floor		11th	Men's bathroom #1128		ND		
↓	139	Ceramic floor tile – mortar 11th - 5th floor		10	Storage room #1053B		↓		
↓	140	Ceramic floor tile – mortar 11th - 5th floor		5th	Men's bathroom #554		↓		
38	141	Soft concrete under mortar 11th - 5th floor		11th	Men's bathroom #1128		ND		
↓	142	Soft concrete under mortar 11th - 5th floor		10	Storage room #1053B		↓		
↓	143	Soft concrete under mortar 11th - 5th floor		5th	Men's bathroom #554		↓		
39	144	Cinder fill material under soft concrete 11th - 5th floor	↓	11th	Men's bathroom #1128		ND		

CHAIN OF CUSTODY

	Relinquished by:	Received by:	Date	Time	Delivery Method
I	Christopher Mikil 2/28/23	Tianhua Zhan	2/28/23	12:00pm	☒ By Hand; ☐ Picked up; ☐ Shipped via
II	11:30AM				☐ By Hand; ☐ Picked up; ☐ Shipped via
III		23-5176			☐ By Hand; ☐ Picked up; ☐ Shipped via

PRECISION'S LABORATORY INFORMATION

Precision Environmental	NVLAP: 200640-0	ELAP: 11764
Analyzed by:	Date:	Time:
Tianhua Zhan	2/28/23	

SUBCONTRACTOR'S LABORATORY INFORMATION

NAME:	NVLAP:	ELAP:
Analyzed by:	Date:	Time:

INSTRUCTIONS TO THE LABORATORY:

Report Results to:	☐ MICHAEL P.	☒ ANDREAS A.	☐ Office:	☐	☒ **STOP** at first Positive
Via Phone:	☐ 917.295.2600	☐ 917.642.2375	☐ 718.383.2626	☐	☐ Analyze all samples
Via Fax::	☐ 914.788.5440	☐ 201.689.1118	☐ 718.383.7780	☐	☒ Other: Analyze NOB samples by NOB-PLM. If needed, further analyze by TEM
Via e-mail:	☒ andreas@precision-enviro.com		☒ info@precision-enviro.com		

PRECISION ENVIRONMENTAL INC.
36-15A 23rd Street, LIC, NY 11106
Tel: 718.383.2626, Fax: 718.383.7780

ACM BULK SAMPLE DATA AND CHAIN OF CUSTODY

TURNAROUND TIME
☐ RUSH ☐ 12 hrs ☐ 24 hrs
☒ 48 hrs ☐ 72 hrs ☐ Other

CLIENT INFORMATION

NAME: **Ronnette Riley Architect**	PROJECT NAME: **Limited Asbestos Inspection**
CONTACT NAME: **Ms. Yumi Moriwaki** PHONE No: **212-386-0281**	PEI PROJECT No.: **2352-23-0001**
BUILDING NAME: **Kings County Supreme Court**	INSPECTOR(S) NAME: **Christopher Mikil / Nikolaos Charalambous**
SCOPE OF WORK: **Limited bulk sampling & analysis for asbestos content in conjunction with the building accessibility renovations at selective locations**	
BUILDING ADDRESS: **360 Adams Street, Brooklyn, NY 11201**	SAMPLING AREAS: see page 1 DATE: 2/4/23

BULK SAMPLE DATA

HOMOGENEOUS AREA No.	BULK SAMPLE ID / No.	HOMOGENEOUS AREA / MATERIAL DESCRIPTION	SYSTEM	SAMPLE LOCATION: FLOOR / SPACE ID No.	SAMPLE LOCATION: SAMPLE COORDINATES	QUANTITY	ASBESTOS CONTENT (%): PLM	ASBESTOS CONTENT (%): NOB-PLM	ASBESTOS CONTENT (%): NOB-TEM
39	145	Cinder fill material under soft concrete 11th - 5th floor	M	10	Storage room #1053B		NA		
↓	146	Cinder fill material under soft concrete 11th - 5th floor	↓	5th	Men's bathroom #554		↓		
40	147	Caulking associated with bathroom fixtures 11th - 5th floor		5th	Men's bathroom #554			NA	NA
↓	148	Caulking associated with bathroom fixtures 11th - 5th floor		9th	Women's bathroom #945A			↓	↓
41	149	Backing associated with bathroom fixtures 11th - 5th floor		11th	Men's bathroom #1128		NA		
↓	150	Backing associated with bathroom fixtures 11th - 5th floor		5th	Men's bathroom #554		↓		
42	151	Ceramic wall tile – grout 4th - 2nd floor		4th	Women's bathroom #445A		NA		
↓	152	Ceramic wall tile – grout 4th - 2nd floor		3rd	All gender bathroom #388A		↓		
↓	153	Ceramic wall tile – grout 4th - 2nd floor	↓	2nd	Women's bathroom #246		↓		

CHAIN OF CUSTODY

	Relinquished by:	Received by:	Date	Time	Delivery Method
I	Christopher Mikil	Santhe Thomas	2/27/23	12:00pm	☒ By Hand; ☐ Picked up; ☐ Shipped via
II	2/28/23 11:55am				☐ By Hand; ☐ Picked up; ☐ Shipped via
III		23-3176			☐ By Hand; ☐ Picked up; ☐ Shipped via

PRECISION'S LABORATORY INFORMATION

Precision Environmental	NVLAP: 200640-0	ELAP: 11764
Analyzed by: Santhe Thomas	Date: 2/28/23	Time:

SUBCONTRACTOR'S LABORATORY INFORMATION

NAME:	NVLAP:	ELAP:
Analyzed by:	Date:	Time:

INSTRUCTIONS TO THE LABORATORY:

Report Results to:	☐ MICHAEL P.	☒ ANDREAS A.	☐ Office:	☐	☒ **STOP** at first Positive
Via Phone:	☐ 917.295.2600	☐ 917.642.2375	☐ 718.383.2626	☐	☐ Analyze all samples
Via Fax::	☐ 914.788.5440	☐ 201.689.1118	☐ 718.383.7780	☐	☒ Other: Analyze NOB samples by NOB-PLM. If needed, further analyze by TEM
Via e-mail:	☒ andreas@precision-enviro.com		☒ info@precision-enviro.com		

PRECISION ENVIRONMENTAL INC.
36-15A 23rd Street, LIC, NY 11106
Tel: 718.383.2626, Fax: 718.383.7780

ACM BULK SAMPLE DATA AND CHAIN OF CUSTODY

TURNAROUND TIME
☐ RUSH ☐ 12 hrs ☐ 24 hrs
☒ 48 hrs ☐ 72 hrs ☐ Other

CLIENT INFORMATION

NAME: **Ronnette Riley Architect**	
CONTACT NAME: **Ms. Yumi Moriwaki**	PHONE No: **212-386-0281**
BUILDING NAME: **Kings County Supreme Court**	
SCOPE OF WORK: **Limited bulk sampling & analysis for asbestos content in conjunction with the building accessibility renovations at selective locations**	
BUILDING ADDRESS: **360 Adams Street, Brooklyn, NY 11201**	

PRECISION PROJECT INFORMATION

PROJECT NAME: **Limited Asbestos Inspection**	
PEI PROJECT No.: **2352-23-0001**	
INSPECTOR(S) NAME: **Christopher Mikil / Nikolaos Charalambous**	
SAMPLING AREAS: See page 1	DATE: 2/4/23

BULK SAMPLE DATA

HOMOGENEOUS AREA No.	BULK SAMPLE ID / No.	HOMOGENEOUS AREA / MATERIAL DESCRIPTION	SYSTEM	SAMPLE LOCATION: FLOOR / SPACE ID No.	SAMPLE LOCATION: SAMPLE COORDINATES	QUANTITY	ASBESTOS CONTENT (%): PLM	ASBESTOS CONTENT (%): NOB-PLM	ASBESTOS CONTENT (%): NOB-TEM
43	154	Ceramic wall tile – mastic 4th - 2nd floor	M	4th	Women's bathroom #445A			1.9% CHR	
↓	155	Ceramic wall tile – mastic 4th - 2nd floor	↓	3rd	All gender bathroom #388A			N/A	
↓	156	Ceramic wall tile – mastic 4th - 2nd floor	↓	2nd	Women's bathroom #246			N/A	
44	157	Ceramic floor tile – grout 4th - 2nd floor	↓	4th	Women's bathroom #445A		NOD		
↓	158	Ceramic floor tile – grout 4th - 2nd floor	↓	3rd	All gender bathroom #388A		↓		
↓	159	Ceramic floor tile – grout 4th - 2nd floor	↓	2nd	Women's bathroom #246		↓		
45	160	Ceramic floor tile – mastic 4th - 2nd floor	↓	4th	All gender bathroom #388A			NOD	NOD
↓	161	Ceramic floor tile – mastic 4th - 2nd floor	↓	3rd	All gender bathroom #388A			↓	↓
↓	162	Ceramic floor tile – mastic 4th - 2nd floor	↓	3rd	All gender bathroom #388A			↓	↓

CHAIN OF CUSTODY

	Relinquished by:	Received by:	Date	Time	Delivery Method
I	Christopher Mikil 11:55AM	Sandra Zhao	2/27/23	12:00 pm	☒ By Hand; ☐ Picked up; ☐ Shipped via
II					☐ By Hand; ☐ Picked up; ☐ Shipped via
III		2-5-23			☐ By Hand; ☐ Picked up; ☐ Shipped via

PRECISION'S LABORATORY INFORMATION

Precision Environmental	NVLAP: 200640-0	ELAP: 11764
Analyzed by: Sandra Zhao	Date: 2/28/23	Time:

SUBCONTRACTOR'S LABORATORY INFORMATION

NAME:	NVLAP:	ELAP:
Analyzed by:	Date:	Time:

INSTRUCTIONS TO THE LABORATORY:

Report Results to:	☐ MICHAEL P.	☒ ANDREAS A.	☐ Office:	☐	☒ **STOP** at first Positive
Via Phone:	☐ 917.295.2600	☐ 917.642.2375	☐ 718.383.2626	☐	☐ Analyze all samples
Via Fax::	☐ 914.788.5440	☐ 201.689.1118	☐ 718.383.7780	☐	☒ Other: Analyze NOB samples by NOB-PLM. If needed, further analyze by TEM
Via e-mail:	☒ andreas@precision-enviro.com		☒ info@precision-enviro.com		

PRECISION ENVIRONMENTAL INC.
36-15A 23rd Street, LIC, NY 11106
Tel: 718.383.2626, Fax: 718.383.7780

ACM BULK SAMPLE DATA AND CHAIN OF CUSTODY

TURNAROUND TIME
☐ RUSH ☐ 12 hrs ☐ 24 hrs
☒ 48 hrs ☐ 72 hrs ☐ Other

CLIENT INFORMATION

NAME: **Ronnette Riley Architect**	
CONTACT NAME: **Ms. Yumi Moriwaki**	PHONE No: **212-386-0281**
BUILDING NAME: **Kings County Supreme Court**	
SCOPE OF WORK: **Limited bulk sampling & analysis for asbestos content in conjunction with the building accessibility renovations at selective locations**	
BUILDING ADDRESS: **360 Adams Street, Brooklyn, NY 11201**	

PRECISION PROJECT INFORMATION

PROJECT NAME: **Limited Asbestos Inspection**	
PEI PROJECT No.: **2352-23-0001**	
INSPECTOR(S) NAME: **Christopher Mikil / Nikolaos Charalambous**	
SAMPLING AREAS: see page 1	DATE: 2/4/23

BULK SAMPLE DATA

HOMOGENEOUS AREA No.	BULK SAMPLE ID / No.	HOMOGENEOUS AREA / MATERIAL DESCRIPTION	SYSTEM	SAMPLE LOCATION: FLOOR / SPACE ID No.	SAMPLE LOCATION: SAMPLE COORDINATES	QUANTITY	ASBESTOS CONTENT (%): PLM	ASBESTOS CONTENT (%): NOB-PLM	ASBESTOS CONTENT (%): NOB-TEM
46	163	Waterproofing membrane under ceramic floor tile 4th - 2nd floor	M	3rd	All gender bathroom #388A			N/A	N/A
↓	164	Waterproofing membrane under ceramic floor tile 4th - 2nd floor	↓	3rd	All gender bathroom #388A			↓	↓
↓	165	Waterproofing membrane under ceramic floor tile 4th - 2nd floor	↓	3rd	All gender bathroom #388A			↓	↓
47	166	Ceramic floor tile – mortar 4th - 2nd floor	↓	4th	Women's bathroom #445A		N/A		
↓	167	Ceramic floor tile – mortar 4th - 2nd floor	↓	2nd	Women's bathroom #246		↓		
↓	168	Ceramic floor tile – mortar 4th - 2nd floor	↓	2nd	Women's bathroom #246		↓		
48	169	Soft concrete under ceramic floor tiles 4th - 2nd floor	↓	4th	Women's bathroom #445A		N/A		
↓	170	Soft concrete under ceramic floor tiles 4th - 2nd floor	↓	3rd	All gender bathroom #388A		↓		
↓	171	Soft concrete under ceramic floor tiles 4th - 2nd floor	↓	2nd	Women's bathroom #246		↓		

CHAIN OF CUSTODY

	Relinquished by:	Received by:	Date	Time	Delivery Method
I	Christopher Mikil 11:55AM	Tanisha Zhou	2/27/23	12:00 PM	☒ By Hand; ☐ Picked up; ☐ Shipped via
II					☐ By Hand; ☐ Picked up; ☐ Shipped via
III		23-5176			☐ By Hand; ☐ Picked up; ☐ Shipped via

PRECISION'S LABORATORY INFORMATION

Precision Environmental	NVLAP: 200640-0	ELAP: 11764
Analyzed by:	Date:	Time:
Tanisha Zhou	2/28/23	

SUBCONTRACTOR'S LABORATORY INFORMATION

NAME:	NVLAP:	ELAP:
Analyzed by:	Date:	Time:

INSTRUCTIONS TO THE LABORATORY:

Report Results to:	☐ MICHAEL P.	☒ ANDREAS A.	☐ Office:	☐	☒ STOP at first Positive
Via Phone:	☐ 917.295.2600	☐ 917.642.2375	☐ 718.383.2626	☐	☐ Analyze all samples
Via Fax::	☐ 914.788.5440	☐ 201.689.1118	☐ 718.383.7780	☐	☒ Other: Analyze NOB samples by NOB-PLM. If needed, further analyze by TEM
Via e-mail:	☒ andreas@precision-enviro.com		☒ info@precision-enviro.com		

PRECISION ENVIRONMENTAL INC.
36-15A 23rd Street, LIC, NY 11106
Tel: 718.383.2626, Fax: 718.383.7780

ACM BULK SAMPLE DATA AND CHAIN OF CUSTODY

TURNAROUND TIME
☐ RUSH ☐ 12 hrs ☐ 24 hrs
☒ 48 hrs ☐ 72 hrs ☐ Other

CLIENT INFORMATION

NAME: **Ronnette Riley Architect**	
CONTACT NAME: **Ms. Yumi Moriwaki**	PHONE No: **212-386-0281**
BUILDING NAME: **Kings County Supreme Court**	
SCOPE OF WORK: **Limited bulk sampling & analysis for asbestos content in conjunction with the building accessibility renovations at selective locations**	
BUILDING ADDRESS: **360 Adams Street, Brooklyn, NY 11201**	

PRECISION PROJECT INFORMATION

PROJECT NAME: **Limited Asbestos Inspection**	
PEI PROJECT No.: **2352-23-0001**	
INSPECTOR(S) NAME: **Christopher Mikil / Nikolaos Charalambous**	
SAMPLING AREAS: See page 1	DATE: 2/5/23

BULK SAMPLE DATA

HOMOGENEOUS AREA No.	BULK SAMPLE ID / No.	HOMOGENEOUS AREA / MATERIAL DESCRIPTION	SYSTEM	SAMPLE LOCATION: FLOOR / SPACE ID No.	SAMPLE LOCATION: SAMPLE COORDINATES	QUANTITY	ASBESTOS CONTENT (%): PLM	ASBESTOS CONTENT (%): NOB-PLM	ASBESTOS CONTENT (%): NOB-TEM
49	172	Cinder fill material under soft concrete 4th - 2nd floor	M	4th	Women's bathroom #445A		NA		
↓	173	Cinder fill material under soft concrete 4th - 2nd floor	↓	3rd	All gender bathroom #388A		↓		
↓	174	Cinder fill material under soft concrete 4th - 2nd floor	↓	2nd	Women's bathroom #246		↓		
50	175	Caulking associated with bathroom fixtures – white 4th - 2nd floor	↓	2nd	Women's bathroom #246			NA	NA
↓	176	Caulking associated with bathroom fixtures – white 4th - 2nd floor	↓	2nd	Women's bathroom #246			↓	↓
51	177	Caulking associated wall tiles to floor tiles – gray 4th - 2nd floor	↓	2nd	Women's bathroom #246			NA	NA
↓	178	Caulking associated wall tiles to floor tiles – gray 4th - 2nd floor	↓	2nd	Women's bathroom #246			↓	↓
52	179	Window caulking	↓	1st	Office #190A			NA	NA
↓	180	Window caulking	↓	1st	Office #190A			↓	↓

CHAIN OF CUSTODY

	Relinquished by:	Received by:	Date	Time	Delivery Method
I	Christopher Mikil 2/27/23	Stanislava Zhou	2/27/23	12:00 pm	☒ By Hand; ☐ Picked up; ☐ Shipped via
II	11:55AM				☐ By Hand; ☐ Picked up; ☐ Shipped via
III		25-5176			☐ By Hand; ☐ Picked up; ☐ Shipped via

PRECISION'S LABORATORY INFORMATION

Precision Environmental	NVLAP: 200640-0	ELAP: 11764
Analyzed by: Stanislava Zhou	Date: 2/28/23	Time:

SUBCONTRACTOR'S LABORATORY INFORMATION

NAME:	NVLAP:	ELAP:
Analyzed by:	Date:	Time:

INSTRUCTIONS TO THE LABORATORY:

Report Results to:	☐ MICHAEL P.	☒ ANDREAS A.	☐ Office:	☐	☒ STOP at first Positive	
Via Phone:	☐ 917.295.2600	☐ 917.642.2375	☐ 718.383.2626	☐	☐ Analyze all samples	
Via Fax::	☐ 914.788.5440	☐ 201.689.1118	☐ 718.383.7780	☐	☒ Other: Analyze NOB samples by NOB-PLM. If needed, further analyze by TEM	
Via e-mail:	☒ andreas@precision-enviro.com		☒ info@precision-enviro.com			

PRECISION ENVIRONMENTAL INC.
36-15A 23rd Street, LIC, NY 11106
Tel: 718.383.2626, Fax: 718.383.7780

ACM BULK SAMPLE DATA AND CHAIN OF CUSTODY

TURNAROUND TIME
☐ RUSH ☐ 12 hrs ☐ 24 hrs
☒ 48 hrs ☐ 72 hrs ☐ Other

CLIENT INFORMATION

NAME: **Ronnette Riley Architect**	
CONTACT NAME: **Ms. Yumi Moriwaki**	PHONE No: **212-386-0281**
BUILDING NAME: **Kings County Supreme Court**	
SCOPE OF WORK: **Limited bulk sampling & analysis for asbestos content in conjunction with the building accessibility renovations at selective locations**	
BUILDING ADDRESS: **360 Adams Street, Brooklyn, NY 11201**	

PRECISION PROJECT INFORMATION

PROJECT NAME: **Limited Asbestos Inspection**	
PEI PROJECT No.: **2352-23-0001**	
INSPECTOR(S) NAME: **Christopher Mikil / Nikolaos Charalambous**	
SAMPLING AREAS: See page 1	DATE: 2/5/23

BULK SAMPLE DATA

HOMOGENEOUS AREA No.	BULK SAMPLE ID / No.	HOMOGENEOUS AREA / MATERIAL DESCRIPTION	SYSTEM	SAMPLE LOCATION: FLOOR / SPACE ID No.	SAMPLE LOCATION: SAMPLE COORDINATES	QUANTITY	ASBESTOS CONTENT (%): PLM	ASBESTOS CONTENT (%): NOB-PLM	ASBESTOS CONTENT (%): NOB-TEM
53	181	Door saddle - Vinyl	M	3rd	All gender bathroom #391A			NVA	NVA
↓	182	Door saddle - Vinyl	↓	3rd	All gender bathroom #383B			↓	↓
54	183	Mastic associated with vinyl door saddle		3rd	All gender bathroom #391A			NVA	NVA
↓	184	Mastic associated with vinyl door saddle		3rd	All gender bathroom #383B			↓	↓
55	185	Cinderblock mortar		10th	Women's bathroom #1045		NVA		
↓	186	Cinderblock mortar		8th	Storage room #853B		↓		
56	187	Baseboard molding 4" – Black		11th	Hallway by vestibule #1128A			NVA	NVA
↓	188	Baseboard molding 4" – Black		5th	Jury room #536			↓	↓
57	189	Mastic associated with baseboard molding 4" – Black	↓	11th	Hallway by vestibule #1128A			NVA	NVA

CHAIN OF CUSTODY

	Relinquished by:	Received by:	Date	Time	Delivery Method
I	Christopher Mikil 2/27/23 4:55PM	Sandra Chua	2/27/23	12:00pm	☒ By Hand; ☐ Picked up; ☐ Shipped via
II					☐ By Hand; ☐ Picked up; ☐ Shipped via
III		23-5778			☐ By Hand; ☐ Picked up; ☐ Shipped via

PRECISION'S LABORATORY INFORMATION

Precision Environmental	NVLAP: 200640-0	ELAP: 11764
Analyzed by: Sandra Chua	Date: 2/28/23	Time:

SUBCONTRACTOR'S LABORATORY INFORMATION

NAME:	NVLAP:	ELAP:
Analyzed by:	Date:	Time:

INSTRUCTIONS TO THE LABORATORY:

Report Results to:	☐ MICHAEL P.	☒ ANDREAS A.	☐ Office:	☐	☒ **STOP** at first Positive	
Via Phone:	☐ 917.295.2600	☐ 917.642.2375	☐ 718.383.2626	☐	☐ Analyze all samples	
Via Fax::	☐ 914.788.5440	☐ 201.689.1118	☐ 718.383.7780	☐	☒ Other: Analyze NOB samples by NOB-PLM. If needed, further analyze by TEM	
Via e-mail:	☒ andreas@precision-enviro.com		☒ info@precision-enviro.com			

PRECISION ENVIRONMENTAL INC.
36-15A 23rd Street, LIC, NY 11106
Tel: 718.383.2626, Fax: 718.383.7780

ACM BULK SAMPLE DATA AND CHAIN OF CUSTODY

TURNAROUND TIME
☐ RUSH ☐ 12 hrs ☐ 24 hrs
☒ 48 hrs ☐ 72 hrs ☐ Other

CLIENT INFORMATION

NAME: **Ronnette Riley Architect**	
CONTACT NAME: **Ms. Yumi Moriwaki**	PHONE No: **212-386-0281**
BUILDING NAME: **Kings County Supreme Court**	
SCOPE OF WORK: **Limited bulk sampling & analysis for asbestos content in conjunction with the building accessibility renovations at selective locations**	
BUILDING ADDRESS: **360 Adams Street, Brooklyn, NY 11201**	

PRECISION PROJECT INFORMATION

PROJECT NAME: **Limited Asbestos Inspection**	
PEI PROJECT No.: **2352-23-0001**	
INSPECTOR(S) NAME: **Christopher Mikil / Nikolaos Charalambous**	
SAMPLING AREAS: see page 1	DATE: 2/15/23

BULK SAMPLE DATA

HOMOGENEOUS AREA No.	BULK SAMPLE ID / No.	HOMOGENEOUS AREA / MATERIAL DESCRIPTION	SYSTEM	SAMPLE LOCATION: FLOOR / SPACE ID No.	SAMPLE LOCATION: SAMPLE COORDINATES	QUANTITY	ASBESTOS CONTENT (%): PLM	ASBESTOS CONTENT (%): NOB-PLM	ASBESTOS CONTENT (%): NOB-TEM
57	190	Mastic associated with baseboard molding 4" – Black	M	5th	Jury room #536			NA	NA
58	191	Baseboard molding 6" – Black		9th	Court room #961			NA	NA
↓	192	Baseboard molding 6" – Black		4th	Court room #419			↓	↓
59	193	Mastic associated with baseboard molding 6" – Black		9th	Court room #961			NA	NA
↓	194	Mastic associated with baseboard molding 6" – Black		4th	Court room #419			↓	↓
60	195	Terrazzo floor		9th	Corridor by room #946A		NA		
↓	196	Terrazzo floor		1st	Corridor by room #122A		↓		
↓	197	Terrazzo floor		1st	Corridor by room #122A		↓		
61	198	Terrazzo floor – mortar	↓	9th	Corridor by room #946A		NA		

CHAIN OF CUSTODY

	Relinquished by:	Received by:	Date	Time	Delivery Method
I	Christopher Mikil 11:55AM	Stanislav Zhan Lee	2/27/23	12:00pm	☒ By Hand; ☐ Picked up; ☐ Shipped via
II					☐ By Hand; ☐ Picked up; ☐ Shipped via
III		23-5176			☐ By Hand; ☐ Picked up; ☐ Shipped via

PRECISION'S LABORATORY INFORMATION

Precision Environmental	NVLAP: 200640-0	ELAP: 11764
Analyzed by: Stanislav Zhan Lee	Date: 2/28/23	Time:

SUBCONTRACTOR'S LABORATORY INFORMATION

NAME:	NVLAP:	ELAP:
Analyzed by:	Date:	Time:

INSTRUCTIONS TO THE LABORATORY:

Report Results to:	☐ MICHAEL P.	☒ ANDREAS A.	☐ Office:	☐	☒ **STOP** at first Positive
Via Phone:	☐ 917.295.2600	☐ 917.642.2375	☐ 718.383.2626	☐	☐ Analyze all samples
Via Fax::	☐ 914.788.5440	☐ 201.689.1118	☐ 718.383.7780	☐	☒ Other: Analyze NOB samples by NOB-PLM. If needed, further analyze by TEM
Via e-mail:	☒ andreas@precision-enviro.com		☒ info@precision-enviro.com		

PRECISION ENVIRONMENTAL INC.
36-15A 23rd Street, LIC, NY 11106
Tel: 718.383.2626, Fax: 718.383.7780

ACM BULK SAMPLE DATA AND CHAIN OF CUSTODY

TURNAROUND TIME
☐ RUSH ☐ 12 hrs ☐ 24 hrs
☑ 48 hrs ☐ 72 hrs ☐ Other

CLIENT INFORMATION

NAME: **Ronnette Riley Architect**	
CONTACT NAME: **Ms. Yumi Moriwaki**	PHONE No: **212-386-0281**
BUILDING NAME: **Kings County Supreme Court**	
SCOPE OF WORK: **Limited bulk sampling & analysis for asbestos content in conjunction with the building accessibility renovations at selective locations**	
BUILDING ADDRESS: **360 Adams Street, Brooklyn, NY 11201**	

PRECISION PROJECT INFORMATION

PROJECT NAME: **Limited Asbestos Inspection**	
PEI PROJECT No.: **2352-23-0001**	
INSPECTOR(S) NAME: **Christopher Mikil / Nikolaos Charalambous**	
SAMPLING AREAS: see page 1	DATE: 2/5/23

BULK SAMPLE DATA

HOMOGENEOUS AREA No.	BULK SAMPLE ID / No.	HOMOGENEOUS AREA / MATERIAL DESCRIPTION	SYSTEM	SAMPLE LOCATION: FLOOR / SPACE ID No.	SAMPLE LOCATION: SAMPLE COORDINATES	QUANTITY	ASBESTOS CONTENT (%): PLM	ASBESTOS CONTENT (%): NOB-PLM	ASBESTOS CONTENT (%): NOB-TEM
61	199	Terrazzo floor – mortar	M	1st	Corridor by room #122A		N/A		
↓	200	Terrazzo floor – mortar		1st	Corridor by room #122A		↓		
62	201	Vapor barrier under terrazzo floor		1st	Corridor by room #122A			N/A	N/A
↓	202	Vapor barrier under terrazzo floor		1st	Corridor by room #122A			↓	↓
↓	203	Vapor barrier under terrazzo floor		1st	Corridor by room #122A			↓	↓
63	204	Cinder fill material under terrazzo floor		9th	Corridor by room #946A		N/A		
↓	205	Cinder fill material under terrazzo floor		1st	Corridor by room #122A		↓		
↓	206	Cinder fill material under terrazzo floor		1st	Corridor by room #122A		↓		
64	207	Carpet glue	↓	5th	Court room #525			N/A	N/A

CHAIN OF CUSTODY

	Relinquished by:	Received by:	Date	Time	Delivery Method
I	Christopher Mikil 2/27/23	Tsanka Zhan Zec	2/27/23	2:00 pm	☒ By Hand; ☐ Picked up; ☐ Shipped via
II	11:55 AM				☐ By Hand; ☐ Picked up; ☐ Shipped via
III		23-5176			☐ By Hand; ☐ Picked up; ☐ Shipped via

PRECISION'S LABORATORY INFORMATION

Precision Environmental	NVLAP: 200640-0	ELAP: 11764
Analyzed by:	Date:	Time:
Tsanka Zhan Zec	2/28/23	

SUBCONTRACTOR'S LABORATORY INFORMATION

NAME:	NVLAP:	ELAP:
Analyzed by:	Date:	Time:

INSTRUCTIONS TO THE LABORATORY:

Report Results to:	☐ MICHAEL P.	☒ ANDREAS A.	☐ Office:	☐	☒ **STOP** at first Positive
Via Phone:	☐ 917.295.2600	☐ 917.642.2375	☐ 718.383.2626	☐	☐ Analyze all samples
Via Fax::	☐ 914.788.5440	☐ 201.689.1118	☐ 718.383.7780	☐	☒ Other: Analyze NOB samples by NOB-PLM. If needed, further analyze by TEM
Via e-mail:	☒ andreas@precision-enviro.com		☒ info@precision-enviro.com		

PRECISION ENVIRONMENTAL INC.
36-15A 23rd Street, LIC, NY 11106
Tel: 718.383.2626, Fax: 718.383.7780

ACM BULK SAMPLE DATA AND CHAIN OF CUSTODY

TURNAROUND TIME
☐ RUSH ☐ 12 hrs ☐ 24 hrs
☒ 48 hrs ☐ 72 hrs ☐ Other

CLIENT INFORMATION

NAME: **Ronnette Riley Architect**	
CONTACT NAME: **Ms. Yumi Moriwaki** — PHONE No: **212-386-0281**	
BUILDING NAME: **Kings County Supreme Court**	
SCOPE OF WORK: **Limited bulk sampling & analysis for asbestos content in conjunction with the building accessibility renovations at selective locations**	
BUILDING ADDRESS: **360 Adams Street, Brooklyn, NY 11201**	

PRECISION PROJECT INFORMATION

PROJECT NAME: **Limited Asbestos Inspection**	
PEI PROJECT No.: **2352-23-0001**	
INSPECTOR(S) NAME: **Christopher Mikil / Nikolaos Charalambous**	
SAMPLING AREAS: See page 1.	DATE: 2/5/23

BULK SAMPLE DATA

HOMOGENEOUS AREA No.	BULK SAMPLE ID / No.	HOMOGENEOUS AREA / MATERIAL DESCRIPTION	SYSTEM	SAMPLE LOCATION: FLOOR / SPACE ID No.	SAMPLE LOCATION: SAMPLE COORDINATES	QUANTITY	ASBESTOS CONTENT (%): PLM	NOB-PLM	NOB-TEM
64	208	Carpet glue	M	1st	Office #190A			N/A	N/A
65	209	Ceramic wall tile base – backing mortar C.M. 11th - 5th floor		7th	Vestibule #745B		3.8% CHR.		
↓	210	Ceramic wall tile base – backing mortar C.M. 11th - 5th floor		7th	Vestibule #745B		N/A		
↓	211	Ceramic wall tile base – backing mortar C.M. 11th - 5th floor		7th	Vestibule #745B		N/A		
66	212	12" x 12" VFT – Beige with white blotches		10th	Foreclosures & Divorce – Room #1047			N/A	N/A
↓	213	12" x 12" VFT – Beige with white blotches		10th	Foreclosures & Divorce – Room #1047			↓	↓
67	214	Mastic associated with 12" x 12" VFT – Beige with white blotches		10th	Foreclosures & Divorce – Room #1047			N/A	N/A
↓	215	Mastic associated with 12" x 12" VFT – Beige with white blotches		10th	Foreclosures & Divorce – Room #1047			↓	↓
68	216	12" x 12" VFT – Blue with white blotches	↓	11th	Hallway by vestibule #1128A			N/A	N/A

CHAIN OF CUSTODY

	Relinquished by:	Received by:	Date	Time	Delivery Method
I	Christopher Mikil / Nikolaos Charalambous	Stanisha Zhou Lee	2/27/23	12:00 pm	☒ By Hand; ☐ Picked up; ☐ Shipped via
II					☐ By Hand; ☐ Picked up; ☐ Shipped via
III		23-5176			☐ By Hand; ☐ Picked up; ☐ Shipped via

PRECISION'S LABORATORY INFORMATION

Precision Environmental	NVLAP: 200640-0	ELAP: 11764
Analyzed by: Stanisha Zhou Lee	Date: 2/28/23	Time:

SUBCONTRACTOR'S LABORATORY INFORMATION

NAME:	NVLAP:	ELAP:
Analyzed by:	Date:	Time:

INSTRUCTIONS TO THE LABORATORY:

Report Results to:	☐ MICHAEL P.	☒ ANDREAS A.	☐ Office:	☐	☒ STOP at first Positive	
Via Phone:	☐ 917.295.2600	☐ 917.642.2375	☐ 718.383.2626	☐	☐ Analyze all samples	
Via Fax::	☐ 914.788.5440	☐ 201.689.1118	☐ 718.383.7780	☐	☒ Other: Analyze NOB samples by NOB-PLM. If needed, further analyze by TEM	
Via e-mail:	☒ andreas@precision-enviro.com		☒ info@precision-enviro.com			

PRECISION ENVIRONMENTAL INC.
36-15A 23rd Street, LIC, NY 11106
Tel: 718.383.2626, Fax: 718.383.7780

ACM BULK SAMPLE DATA AND CHAIN OF CUSTODY

TURNAROUND TIME
☐ RUSH ☐ 12 hrs ☐ 24 hrs
☒ 48 hrs ☐ 72 hrs ☐ Other

CLIENT INFORMATION

NAME: **Romette Riley Architeet**	
CONTACT NAME: **Ms. Yumi Moriwaki**	PHONE No: **212-386-0281**
BUILDING NAME: **Kings County Supreme Court**	
SCOPE OF WORK: **Limited bulk sampling & analysis for asbestos content in conjunction with the building accessibility renovations at selective locations**	
BUILDING ADDRESS: **360 Adams Street, Brooklyn, NY 11201**	

PRECISION PROJECT INFORMATION

PROJECT NAME: **Limited Asbestos Inspection**	
PEI PROJECT No.: **2352-23-0001**	
INSPECTOR(S) NAME: **Christopher Mikil / Nikolaos Charalambous**	
SAMPLING AREAS: See page 1	DATE: 2/5/23

BULK SAMPLE DATA

HOMOGENEOUS AREA No.	BULK SAMPLE ID / No.	HOMOGENEOUS AREA / MATERIAL DESCRIPTION	SYSTEM	SAMPLE LOCATION: FLOOR / SPACE ID No.	SAMPLE LOCATION: SAMPLE COORDINATES	QUANTITY	ASBESTOS CONTENT (%): PLM	ASBESTOS CONTENT (%): NOB-PLM	ASBESTOS CONTENT (%): NOB-TEM
68	217	12" x 12" VFT – Blue with white blotches	M	4th	Hallway by Room # 435A			NA	NA
69	218	Mastic associated with 12" x 12" VFT – Blue with white blotches		11th	Hallway by vestibule #1128A			NA	NA
↓	219	Mastic associated with 12" x 12" VFT – Blue with white blotches		4th	Hallway by Room # 435A			↓	↓
70	220	12" x 12" VFT – Pink with white blotches		9th	Hallway by vestibule #959A			NA	NA
↓	221	12" x 12" VFT – Pink with white blotches		5th	Hallway by vestibule #536A			↓	↓
71	222	Mastic associated with 12" x 12" VFT – Pink with white blotches		9th	Hallway by vestibule #959A			NA	2.06 CHR.
↓	223	Mastic associated with 12" x 12" VFT – Pink with white blotches		5th	Hallway by vestibule #536A			↓	N/A
72	224	12" x 12" VFT – Beige with brown blotches		9th	Hallway by Room #960D			NA	NA
↓	225	12" x 12" VFT – Beige with brown blotches	✓	8th	Jury room #827E			↓	↓

CHAIN OF CUSTODY

	Relinquished by:	Received by:	Date	Time	Delivery Method
I	Christopher Mikil	Stanisha Chua 2a	2/27/23	12:00pm	☒ By Hand; ☐ Picked up; ☐ Shipped via
II	11:50AM	—			☐ By Hand; ☐ Picked up; ☐ Shipped via
III		23-5976			☐ By Hand; ☐ Picked up; ☐ Shipped via

PRECISION'S LABORATORY INFORMATION

Precision Environmental	NVLAP: 200640-0	ELAP: 11764
Analyzed by:	Date:	Time:
Stanisha Chua 2a	2/28/23	

SUBCONTRACTOR'S LABORATORY INFORMATION

NAME:	NVLAP:	ELAP:
Analyzed by:	Date:	Time:

INSTRUCTIONS TO THE LABORATORY:

Report Results to:	☐ MICHAEL P.	☒ ANDREAS A.	☐ Office:	☐	☒ **STOP** at first Positive
Via Phone:	☐ 917.295.2600	☐ 917.642.2375	☐ 718.383.2626	☐	☐ Analyze all samples
Via Fax::	☐ 914.788.5440	☐ 201.689.1118	☐ 718.383.7780	☐	☒ Other: Analyze NOB samples by NOB-PLM. If needed, further analyze by TEM
Via e-mail:	☒ andreas@precision-enviro.com		☒ info@precision-enviro.com		

PRECISION ENVIRONMENTAL INC.
36-15A 23rd Street, LIC, NY 11106
Tel: 718.383.2626, Fax: 718.383.7780

ACM BULK SAMPLE DATA AND CHAIN OF CUSTODY

TURNAROUND TIME
☐ RUSH ☐ 12 hrs ☐ 24 hrs
☑ 48 hrs ☐ 72 hrs ☐ Other

CLIENT INFORMATION

NAME: **Ronnette Riley Architect**	
CONTACT NAME: **Ms. Yumi Moriwaki**	PHONE No: **212-386-0281**
BUILDING NAME: **Kings County Supreme Court**	
SCOPE OF WORK: **Limited bulk sampling & analysis for asbestos content in conjunction with the building accessibility renovations at selective locations**	
BUILDING ADDRESS: **360 Adams Street, Brooklyn, NY 11201**	

PRECISION PROJECT INFORMATION

PROJECT NAME: **Limited Asbestos Inspection**	
PEI PROJECT No.: **2352-23-0001**	
INSPECTOR(S) NAME: **Christopher Mikil / Nikolaos Charalambous**	
SAMPLING AREAS: see page 1	DATE: 2/15/23

BULK SAMPLE DATA

HOMOGENEOUS AREA No.	BULK SAMPLE ID / No.	HOMOGENEOUS AREA / MATERIAL DESCRIPTION	SYSTEM	SAMPLE LOCATION: FLOOR / SPACE ID No.	SAMPLE LOCATION: SAMPLE COORDINATES	QUANTITY	ASBESTOS CONTENT (%): PLM	ASBESTOS CONTENT (%): NOB-PLM	ASBESTOS CONTENT (%): NOB-TEM
73	226	Mastic associated with 12" x 12" VFT – Beige with brown blotches	M	9th	Hallway by Room #960D			N/A	N/A
↓	227	Mastic associated with 12" x 12" VFT – Beige with brown blotches	↓	8th	Jury room #827E			↓	↓
74	228	12" x 12" VFT – Peach with white blotches		9th	Courtroom #938			N/A	N/A
↓	229	12" x 12" VFT – Peach with white blotches		3rd	Courtroom #319			↓	↓
75	230	Mastic associated with 12" x 12" VFT – Peach with white blotches		9th	Courtroom #938			N/A	N/A
↓	231	Mastic associated witb 12" x 12" VFT – Peach with wbite blotches		3rd	Courtroom #319			↓	↓
76	232	12" x 12" VFT – Burgundy with black blotches		8th	Vestibule #827A			N/A	N/A
↓	233	12" x 12" VFT – Burgundy with black blotches		7th	Jury room #737			↓	↓
77	234	Mastic associated with 12" x 12" VFT – Burgundy with black blotches	↓	8th	Vestibule #827A			N/A	N/A

CHAIN OF CUSTODY

	Relinquished by:	Received by:	Date	Time	Delivery Method
I	Christopher Mikil 11:55AM	Stanislava Zhou 2e	2/27/23	12:00 p.m.	☒ By Hand; ☐ Picked up; ☐ Shipped via
II					☐ By Hand; ☐ Picked up; ☐ Shipped via
III		23-5176			☐ By Hand; ☐ Picked up; ☐ Shipped via

PRECISION'S LABORATORY INFORMATION

Precision Environmental	NVLAP: 200640-0	ELAP: 11764
Analyzed by:	Date:	Time:
Stanislava Zhou 2e	2/28/23	

SUBCONTRACTOR'S LABORATORY INFORMATION

NAME:	NVLAP:	ELAP:
Analyzed by:	Date:	Time:

INSTRUCTIONS TO THE LABORATORY:

Report Results to:	☐ MICHAEL P.	☒ ANDREAS A.	☐ Office:	☐	☒ **STOP** at first Positive	
Via Phone:	☐ 917.295.2600	☐ 917.642.2375	☐ 718.383.2626	☐	☐ Analyze all samples	
Via Fax::	☐ 914.788.5440	☐ 201.689.1118	☐ 718.383.7780	☐	☒ Other: Analyze NOB samples by NOB-PLM. If needed, further analyze by TEM	
Via e-mail:	☒ andreas@precision-enviro.com		☒ info@precision-enviro.com			

PRECISION ENVIRONMENTAL INC.
36-15A 23rd Street, LIC, NY 11106
Tel: 718.383.2626, Fax: 718.383.7780

ACM BULK SAMPLE DATA AND CHAIN OF CUSTODY

TURNAROUND TIME
☐ RUSH ☐ 12 hrs ☐ 24 hrs
☒ 48 hrs ☐ 72 hrs ☐ Other

CLIENT INFORMATION

NAME: **Ronnette Riley Architect**	
CONTACT NAME: **Ms. Yumi Moriwaki** — PHONE No: **212-386-0281**	
BUILDING NAME: **Kings County Supreme Court**	
SCOPE OF WORK: **Limited bulk sampling & analysis for asbestos content in conjunction with the building accessibility renovations at selective locations**	
BUILDING ADDRESS: **360 Adams Street, Brooklyn, NY 11201**	

PRECISION PROJECT INFORMATION

PROJECT NAME: **Limited Asbestos Inspection**	
PEI PROJECT No.: **2352-23-0001**	
INSPECTOR(S) NAME: **Christopher Mikil / Nikolaos Charalambous**	
SAMPLING AREAS: See page 1	DATE: 2/5/23

BULK SAMPLE DATA

HOMOGENEOUS AREA No.	BULK SAMPLE ID / No.	HOMOGENEOUS AREA / MATERIAL DESCRIPTION	SYSTEM	SAMPLE LOCATION: FLOOR / SPACE ID No.	SAMPLE LOCATION: SAMPLE COORDINATES	QUANTITY	ASBESTOS CONTENT (%): PLM	ASBESTOS CONTENT (%): NOB-PLM	ASBESTOS CONTENT (%): NOB-TEM
77	235	Mastic associated with 12" x 12" VFT – Burgundy with black blotches	M	7th	Jury room #737			NA	NA
78	236	12" x 12" VFT – Green with white blotches	↓	8th	Hallway by room # 858A			NA	NA
↓	237	12" x 12" VFT – Green with white blotches		7th	Hallway by room # 736A			↓	↓
79	238	Mastic associated with 12" x 12" VFT – Green with white blotches		8th	Hallway by room # 858A			NA	NA
↓	239	Mastic associated with 12" x 12" VFT – Green with white blotches		7th	Hallway by room # 736A			↓	↓
80	240	12" x 12" VFT – Pink with purple blotches		7th	Vestibule #744A			NA	NA
↓	241	12" x 12" VFT – Pink with purple blotches		4th	Jury room #417			↓	6.2% CHR.
81	242	Mastic associated with 12" x 12" VFT – Pink with purple blotches		7th	Vestibule #744A			NA	1.6% CHR.
↓	243	Mastic associated with 12" x 12" VFT – Pink with purple blotches	✓	4th	Jury room #417			↓	N/A

CHAIN OF CUSTODY

	Relinquished by:	Received by:	Date	Time	Delivery Method
I	[signature] 11:55AM	[signature] 23-5776	2/27/23	12:00pm	☒ By Hand; ☐ Picked up; ☐ Shipped via
II					☐ By Hand; ☐ Picked up; ☐ Shipped via
III					☐ By Hand; ☐ Picked up; ☐ Shipped via

PRECISION'S LABORATORY INFORMATION

Precision Environmental	NVLAP: 200640-0	ELAP: 11764
Analyzed by:	Date:	Time:
[signature]	2/28/23	

SUBCONTRACTOR'S LABORATORY INFORMATION

NAME:	NVLAP:	ELAP:
Analyzed by:	Date:	Time:

INSTRUCTIONS TO THE LABORATORY:

Report Results to:	☐ MICHAEL P.	☒ ANDREAS A.	☐ Office:	☐	☒ STOP at first Positive
Via Phone:	☐ 917.295.2600	☐ 917.642.2375	☐ 718.383.2626	☐	☐ Analyze all samples
Via Fax::	☐ 914.788.5440	☐ 201.689.1118	☐ 718.383.7780	☐	☒ Other: Analyze NOB samples by NOB-PLM. If needed, further analyze by TEM
Via e-mail:	☒ andreas@precision-enviro.com		☒ info@precision-enviro.com		

PRECISION ENVIRONMENTAL INC.
36-15A 23rd Street, LIC, NY 11106
Tel: 718.383.2626, Fax: 718.383.7780

ACM BULK SAMPLE DATA AND CHAIN OF CUSTODY

TURNAROUND TIME
☐ RUSH ☐ 12 hrs ☐ 24 hrs
☐ 48 hrs ☐ 72 hrs ☐ Other

CLIENT INFORMATION

NAME: **Ronnette Riley Architect**	PROJECT NAME: **Limited Asbestos Inspection**
CONTACT NAME: **Ms. Yumi Moriwaki** — PHONE No: **212-386-0281**	PEI PROJECT No.: **2352-23-0001**
BUILDING NAME: **Kings County Supreme Court**	INSPECTOR(S) NAME: **Christopher Mikil / Nikolaos Charalambous**
SCOPE OF WORK: **Limited bulk sampling & analysis for asbestos content in conjunction with the building accessibility renovations at selective locations**	
BUILDING ADDRESS: **360 Adams Street, Brooklyn, NY 11201**	SAMPLING AREAS: see page 1 — DATE: 2/5/23

BULK SAMPLE DATA

HOMOGENEOUS AREA No.	BULK SAMPLE ID / No.	HOMOGENEOUS AREA / MATERIAL DESCRIPTION	SYSTEM	SAMPLE LOCATION: FLOOR / SPACE ID No.	SAMPLE LOCATION: SAMPLE COORDINATES	QUANTITY	ASBESTOS CONTENT (%): PLM	NOB-PLM	NOB-TEM
82	244	12" x 12" VFT – Brown with Beige blotches	M	7th	Court room #774			N/A	N/A
↓	245	12" x 12" VFT – Brown with Beige blotches	↓	3rd	Courtroom # 365			↓	↓
83	246	Mastic associated with 12" x 12" VFT – Brown with Beige blotches		7th	Court room #774			N/A	N/A
↓	247	Mastic associated with 12" x 12" VFT – Brown with Beige blotches		3rd	Courtroom # 365			↓	↓
84	248	12" x 12" VFT – Beige with brown blotches orange hues		4th	Jury room #427			4.0% CHR	
↓	249	12" x 12" VFT – Beige with brown blotches orange hues		3rd	Jury room #372			N/A	
85	250	Mastic associated with 12" x 12" VFT – Beige with brown blotches orange hues		4th	Jury room #427			N/A	3.8% CHR
↓	251	Mastic associated with 12" x 12" VFT – Beige with brown blotches orange hues		3rd	Jury room #372			↓	N/A
86	252	12" x 12" VFT – Burgundy with blue blotches	↓	3rd	Court room #319			N/A	N/A

CHAIN OF CUSTODY

	Relinquished by:	Received by:	Date	Time	Delivery Method
I	Christopher Mikil	Tanisha Khan	2/27/23	12:00pm	☒ By Hand; ☐ Picked up; ☐ Shipped via ____
II					☐ By Hand; ☐ Picked up; ☐ Shipped via ____
III		23-5776			☐ By Hand; ☐ Picked up; ☐ Shipped via ____

PRECISION'S LABORATORY INFORMATION

Precision Environmental	NVLAP: 200640-0	ELAP: 11764
Analyzed by:	Date:	Time:
Tanisha Khan	2/28/23	

SUBCONTRACTOR'S LABORATORY INFORMATION

NAME:	NVLAP:	ELAP:
Analyzed by:	Date:	Time:

INSTRUCTIONS TO THE LABORATORY:

Report Results to:	☐ MICHAEL P.	☒ ANDREAS A.	☐ Office:	☐	☒ **STOP** at first Positive
Via Phone:	☐ 917.295.2600	☐ 917.642.2375	☐ 718.383.2626	☐	☐ Analyze all samples
Via Fax::	☐ 914.788.5440	☐ 201.689.1118	☐ 718.383.7780	☐	☒ Other: Analyze NOB samples by NOB-PLM. If needed, further analyze by TEM
Via e-mail:	☒ andreas@precision-enviro.com		☒ info@precision-enviro.com		

PRECISION ENVIRONMENTAL INC.
36-15A 23rd Street, LIC, NY 11106
Tel: 718.383.2626, Fax: 718.383.7780

ACM BULK SAMPLE DATA AND CHAIN OF CUSTODY

TURNAROUND TIME
☐ RUSH ☐ 12 hrs ☐ 24 hrs
☑ 48 hrs ☐ 72 hrs ☐ Other

CLIENT INFORMATION

NAME: **Ronnette Riley Architect**	
CONTACT NAME: **Ms. Yumi Moriwaki**	PHONE No: **212-386-0281**
BUILDING NAME: **Kings County Supreme Court**	
SCOPE OF WORK: **Limited bulk sampling & analysis for asbestos content in conjunction with the building accessibility renovations at selective locations**	
BUILDING ADDRESS: **360 Adams Street, Brooklyn, NY 11201**	

PRECISION PROJECT INFORMATION

PROJECT NAME: **Limited Asbestos Inspection**	
PEI PROJECT No.: **2352-23-0001**	
INSPECTOR(S) NAME: **Christopher Mikil / Nikolaos Charalambous**	
SAMPLING AREAS: see page 1	DATE: 2/15/23

BULK SAMPLE DATA

HOMOGENEOUS AREA No.	BULK SAMPLE ID / No.	HOMOGENEOUS AREA / MATERIAL DESCRIPTION	SYSTEM	SAMPLE LOCATION: FLOOR / SPACE ID No.	SAMPLE LOCATION: SAMPLE COORDINATES	QUANTITY	ASBESTOS CONTENT (%): PLM	ASBESTOS CONTENT (%): NOB-PLM	ASBESTOS CONTENT (%): NOB-TEM
86	253	12" x 12" VFT – Burgundy with blue blotches	M	3rd	Court room #319			NA	NA
87	254	Mastic associated with 12" x 12" VFT – Burgundy with blue blotches		3rd	Court room #319			NA	NA
↓	255	Mastic associated with 12" x 12" VFT – Burgundy with blue blotches		3rd	Court room #319			↓	↓
88	256	12" x 12" VFT – Marble		2nd	Smoke room #245A		NA		
↓	257	12" x 12" VFT – Marble		2nd	Smoke room #246		↓		
89	258	Mastic associated with 12" x 12" VFT – Marble		2nd	Smoke room #245A			NA	NA
↓	259	Mastic associated with 12" x 12" VFT – Marble		2nd	Smoke room #246			↓	↓
90	260	12" x 12" VFT – Gray with white blotches		Cellar	Copy room #94			NA	NA
↓	261	12" x 12" VFT – Gray with white blotches	✓	1st	Vestibule #184C			↓	↓

CHAIN OF CUSTODY

	Relinquished by:	Received by:	Date	Time	Delivery Method
I	Christopher Mikil stands 11:55AM	Stasha Zhou 23-5176	2/27/23	12:00	☒ By Hand; ☐ Picked up; ☐ Shipped via
II					☐ By Hand; ☐ Picked up; ☐ Shipped via
III					☐ By Hand; ☐ Picked up; ☐ Shipped via

PRECISION'S LABORATORY INFORMATION

Precision Environmental	NVLAP: 200640-0	ELAP: 11764
Analyzed by:	Date:	Time:
Stasha Zhou	2/28/23	

SUBCONTRACTOR'S LABORATORY INFORMATION

NAME:	NVLAP:	ELAP:
Analyzed by:	Date:	Time:

INSTRUCTIONS TO THE LABORATORY:

Report Results to:	☐ MICHAEL P.	☒ ANDREAS A.	☐ Office:	☐	☒ STOP at first Positive
Via Phone:	☐ 917.295.2600	☐ 917.642.2375	☐ 718.383.2626	☐	☐ Analyze all samples
Via Fax::	☐ 914.788.5440	☐ 201.689.1118	☐ 718.383.7780	☐	☒ Other: Analyze NOB samples by NOB-PLM. If needed, further analyze by TEM
Via e-mail:	☒ andreas@precision-enviro.com		☒ info@precision-enviro.com		

PRECISION ENVIRONMENTAL INC.
36-15A 23rd Street, LIC, NY 11106
Tel: 718.383.2626, Fax: 718.383.7780

ACM BULK SAMPLE DATA AND CHAIN OF CUSTODY

TURNAROUND TIME
☐ RUSH ☐ 12 hrs ☐ 24 hrs
☑ 48 hrs ☐ 72 hrs ☐ Other

CLIENT INFORMATION

NAME: **Ronnette Riley Architect**

CONTACT NAME: **Ms. Yumi Moriwaki** PHONE No: **212-386-0281**

BUILDING NAME: **Kings County Supreme Court**

SCOPE OF WORK: **Limited bulk sampling & analysis for asbestos content in conjunction with the building accessibility renovations at selective locations**

BUILDING ADDRESS: **360 Adams Street, Brooklyn, NY 11201**

PRECISION PROJECT INFORMATION

PROJECT NAME: **Limited Asbestos Inspection**

PEI PROJECT No.: **2352-23-0001**

INSPECTOR(S) NAME: **Christopher Mikil / Nikolaos Charalambous**

SAMPLING AREAS: see page 1 DATE: 2/15/23

BULK SAMPLE DATA

HOMOGENEOUS AREA No.	BULK SAMPLE ID / No.	HOMOGENEOUS AREA / MATERIAL DESCRIPTION	SYSTEM	SAMPLE LOCATION: FLOOR / SPACE ID No.	SAMPLE LOCATION: SAMPLE COORDINATES	QUANTITY	ASBESTOS CONTENT (%): PLM	ASBESTOS CONTENT (%): NOB-PLM	ASBESTOS CONTENT (%): NOB-TEM
91	262	Mastic associated with 12" x 12" VFT – Gray with white blotches	M	1st	Copy room #94			NA	NA
↓	263	Mastic associated with 12" x 12" VFT – Gray with white blotches	↓	1st	Vestibule #184C			↓	↓
92	264	12" x 12" VFT – Cream with brown blotches		Cellar	Copy room #94			NA	NA
↓	265	12" x 12" VFT – Cream with brown blotches		Cellar	Copy room #94			↓	↓
93	266	Masti associated with 12" x 12" VFT – Cream with brown blotches		Cellar	Copy room #94			NA	NA
↓	267	Masti associated with 12" x 12" VFT – Cream with brown blotches		Cellar	Copy room #94			↓	↓
94	268	12" x 12" VFT – Light blue with blue blotches		1st	Office #190A			NA	NA
↓	269	12" x 12" VFT – Light blue with blue blotches		1st	Office #190A			↓	↓
95	270	Mastic associated with 12" x 12" VFT – Light blue with blue blotches	✓	1st	Office #190A			NA	NA

CHAIN OF CUSTODY

	Relinquished by:	Received by:	Date	Time	Delivery Method
I	Christopher Mikil	Stavroula Zhou	2/28/23	12:00pm	☒ By Hand; ☐ Picked up; ☐ Shipped via
II	2/28/23				☐ By Hand; ☐ Picked up; ☐ Shipped via
III	11:55AM	23-5776			☐ By Hand; ☐ Picked up; ☐ Shipped via

PRECISION'S LABORATORY INFORMATION

Precision Environmental	NVLAP: 200640-0	ELAP: 11764
Analyzed by: Stavroula Zhou	Date: 2/28/23	Time:

SUBCONTRACTOR'S LABORATORY INFORMATION

NAME:	NVLAP:	ELAP:
Analyzed by:	Date:	Time:

INSTRUCTIONS TO THE LABORATORY:

Report Results to:	☐ MICHAEL P.	☒ ANDREAS A.	☐ Office:	☐	☒ STOP at first Positive
Via Phone:	☐ 917.295.2600	☐ 917.642.2375	☐ 718.383.2626	☐	☐ Analyze all samples
Via Fax::	☐ 914.788.5440	☐ 201.689.1118	☐ 718.383.7780	☐	☒ Other: Analyze NOB samples by NOB-PLM. If needed, further analyze by TEM
Via e-mail:	☒ andreas@precision-enviro.com		☒ info@precision-enviro.com		

PRECISION ENVIRONMENTAL INC.
36-15A 23rd Street, LIC, NY 11106
Tel: 718.383.2626, Fax: 718.383.7780

ACM BULK SAMPLE DATA AND CHAIN OF CUSTODY

TURNAROUND TIME
☐ RUSH ☐ 12 hrs ☐ 24 hrs
☑ 48 hrs ☐ 72 hrs ☐ Other

CLIENT INFORMATION

NAME: **Ronnette Riley Architect**	PROJECT NAME: **Limited Asbestos Inspection**
CONTACT NAME: **Ms. Yumi Moriwaki** — PHONE No: **212-386-0281**	PEI PROJECT No.: **2352-23-0001**
BUILDING NAME: **Kings County Supreme Court**	INSPECTOR(S) NAME: **Christopher Mikil / Nikolaos Charalambous**
SCOPE OF WORK: **Limited bulk sampling & analysis for asbestos content in conjunction with the building accessibility renovations at selective locations**	
BUILDING ADDRESS: **360 Adams Street, Brooklyn, NY 11201**	SAMPLING AREAS: see page 1. — DATE: 2/25/23

BULK SAMPLE DATA

HOMOGENEOUS AREA No.	BULK SAMPLE ID / No.	HOMOGENEOUS AREA / MATERIAL DESCRIPTION	SYSTEM	SAMPLE LOCATION: FLOOR / SPACE ID No.	SAMPLE LOCATION: SAMPLE COORDINATES	QUANTITY	ASBESTOS CONTENT (%): PLM	ASBESTOS CONTENT (%): NOB-PLM	ASBESTOS CONTENT (%): NOB-TEM
95	271	Mastic associated with 12" x 12" VFT – Light blue with blue blotches	M	1st	Office #190A			NA	NA
96	272	12" x 12" VFT – Green with dark green blotches	↓	Cellar	Copy room #94			NA	NA
↓	273	12" x 12" VFT – Green with dark green blotches		Cellar	Copy room #94			↓	↓
97	274	Mastic associated with 12" x 12" VFT – Green with dark green blotches		Cellar	Copy room #94			NA	NA
↓	275	Mastic associated with 12" x 12" VFT – Green with dark green blotches		Cellar	Copy room #94			↓	↓
98	276	12" x 12" VFT – Red with beige blotches		1st	Cashier counter room #192B			3.8% CHR	
↓	277	12" x 12" VFT – Red with beige blotches		1st	Cashier counter room #192B			N/A	
99	278	Mastic associated with 12" x 12" VFT – Red with beige blotches		1st	Cashier counter room #192B			NA	NA
↓	279	Mastic associated with 12" x 12" VFT – Red with beige blotches	↓	1st	Cashier counter room #192B			↓	↓

CHAIN OF CUSTODY

	Relinquished by:	Received by:	Date	Time	Delivery Method
I	Christopher Mikil 2/27/23	Tamika Elias 2a	2/27/23	12:00 pm	☒ By Hand; ☐ Picked up; ☐ Shipped via
II	11:58AM				☐ By Hand; ☐ Picked up; ☐ Shipped via
III		23-5776			☐ By Hand; ☐ Picked up; ☐ Shipped via

PRECISION'S LABORATORY INFORMATION

Precision Environmental	NVLAP: 200640-0	ELAP: 11764
Analyzed by:	Date:	Time:
Tamika Elias 2a	2/28/23	

SUBCONTRACTOR'S LABORATORY INFORMATION

NAME:	NVLAP:	ELAP:
Analyzed by:	Date:	Time:

INSTRUCTIONS TO THE LABORATORY:

Report Results to:	☐ MICHAEL P.	☒ ANDREAS A.	☐ Office:	☐	☒ **STOP** at first Positive
Via Phone:	☐ 917.295.2600	☐ 917.642.2375	☐ 718.383.2626	☐	☐ Analyze all samples
Via Fax::	☐ 914.788.5440	☐ 201.689.1118	☐ 718.383.7780	☐	☒ Other: Analyze NOB samples by NOB-PLM. If needed, further analyze by TEM
Via e-mail:	☒ andreas@precision-enviro.com		☒ info@precision-enviro.com		

PRECISION ENVIRONMENTAL INC.
36-15A 23rd Street, LIC, NY 11106
Tel: 718.383.2626, Fax: 718.383.7780

ACM BULK SAMPLE DATA AND CHAIN OF CUSTODY

TURNAROUND TIME
☐ RUSH ☐ 12 hrs ☐ 24 hrs
☑ 48 hrs ☐ 72 hrs ☐ Other

CLIENT INFORMATION

NAME: **Ronnette Riley Architect**	
CONTACT NAME: **Ms. Yumi Moriwaki**	PHONE No: **212-386-0281**
BUILDING NAME: **Kings County Supreme Court**	
SCOPE OF WORK: **Limited bulk sampling & analysis for asbestos content in conjunction with the building accessibility renovations at selective locations**	
BUILDING ADDRESS: **360 Adams Street, Brooklyn, NY 11201**	

PRECISION PROJECT INFORMATION

PROJECT NAME: **Limited Asbestos Inspection**	
PEI PROJECT No.: **2352-23-0001**	
INSPECTOR(S) NAME: **Christopher Mikil / Nikolaos Charalambous**	
SAMPLING AREAS: See page 1	DATE: 2/25/23

BULK SAMPLE DATA

HOMOGENEOUS AREA No.	BULK SAMPLE ID / No.	HOMOGENEOUS AREA / MATERIAL DESCRIPTION	SYSTEM	SAMPLE LOCATION: FLOOR / SPACE ID No.	SAMPLE LOCATION: SAMPLE COORDINATES	QUANTITY	ASBESTOS CONTENT (%): PLM	ASBESTOS CONTENT (%): NOB-PLM	ASBESTOS CONTENT (%): NOB-TEM
100	280	Self-leveling material under 12" x 12" VFT	M	2nd	Smoke room #245A		N/A		
↓	281	Self-leveling material under 12" x 12" VFT	↓	2nd	Smoke room #245A		↓		
↓	282	Self-leveling material under 12" x 12" VFT		2nd	Smoke room #246				
101	283	9" x 9" VFT under 12" x 12" VFT		11th	Hallway by Vestibule #1128A			5.8% CHR	
↓	284	9" x 9" VFT under 12" x 12" VFT		9th	Court room #938			N/A	
	285	9" x 9" VFT under 12" x 12" VFT		3rd	Court room #319			N/A	
	286	9" x 9" VFT under 12" x 12" VFT		8th	Hallway by room #858A			N/A	
↓	287	9" x 9" VFT under 12" x 12" VFT		7th	Vestibule #744A			N/A	
102	288	Mastic associated with 9" x 9" VFT under 12" x 12" VFT	↓	11th	Hallway by Vestibule #1128A			N/A	N/A

CHAIN OF CUSTODY

	Relinquished by:	Received by:	Date	Time	Delivery Method
I	Christopher Mikil 2/27/23	Tanthia Zhan Le	2/27/23	12:00pm	☒ By Hand; ☐ Picked up; ☐ Shipped via
II	11:59AM				☐ By Hand; ☐ Picked up; ☐ Shipped via
III		23-5776			☐ By Hand; ☐ Picked up; ☐ Shipped via

PRECISION'S LABORATORY INFORMATION

Precision Environmental	NVLAP: 200640-0	ELAP: 11764
Analyzed by:	Date:	Time:
Tanthia Zhan Le	2/28/23	

SUBCONTRACTOR'S LABORATORY INFORMATION

NAME:	NVLAP:	ELAP:
Analyzed by:	Date:	Time:

INSTRUCTIONS TO THE LABORATORY:

Report Results to:	☐ MICHAEL P.	☒ ANDREAS A.	☐ Office:	☐	☒ **STOP** at first Positive
Via Phone:	☐ 917.295.2600	☐ 917.642.2375	☐ 718.383.2626	☐	☐ Analyze all samples
Via Fax::	☐ 914.788.5440	☐ 201.689.1118	☐ 718.383.7780	☐	☒ Other: Analyze NOB samples by NOB-PLM. If needed, further analyze by TEM
Via e-mail:	☒ andreas@precision-enviro.com		☒ info@precision-enviro.com		

PRECISION ENVIRONMENTAL INC.
36-15A 23rd Street, LIC, NY 11106
Tel: 718.383.2626, Fax: 718.383.7780

ACM BULK SAMPLE DATA AND CHAIN OF CUSTODY

TURNAROUND TIME
☐ RUSH ☐ 12 hrs ☐ 24 hrs
☑ 48 hrs ☐ 72 hrs ☐ Other

CLIENT INFORMATION

NAME: **Ronnette Riley Architect**	
CONTACT NAME: **Ms. Yumi Moriwaki**	PHONE No: **212-386-0281**
BUILDING NAME: **Kings County Supreme Court**	
SCOPE OF WORK: **Limited bulk sampling & analysis for asbestos content in conjunction with the building accessibility renovations at selective locations**	
BUILDING ADDRESS: **360 Adams Street, Brooklyn, NY 11201**	

PRECISION PROJECT INFORMATION

PROJECT NAME: **Limited Asbestos Inspection**	
PEI PROJECT No.: **2352-23-0001**	
INSPECTOR(S) NAME: **Christopher Mikil / Nikolaos Charalambous**	
SAMPLING AREAS: see page 1	DATE: 2/25/23

BULK SAMPLE DATA

HOMOGENEOUS AREA No.	BULK SAMPLE ID / No.	HOMOGENEOUS AREA / MATERIAL DESCRIPTION	SYSTEM	SAMPLE LOCATION: FLOOR / SPACE ID No.	SAMPLE LOCATION: SAMPLE COORDINATES	QUANTITY	ASBESTOS CONTENT (%): PLM	ASBESTOS CONTENT (%): NOB-PLM	ASBESTOS CONTENT (%): NOB-TEM
102	289	Mastic associated with 9" x 9" VFT under 12" x 12" VFT	M	9th	Court room #938			N/A	N/A
↓	290	Mastic associated with 9" x 9" VFT under 12" x 12" VFT	↓	3rd	Court room #319			↓	N/A
	291	Mastic associated with 9" x 9" VFT under 12" x 12" VFT		8th	Hallway by room #858A				N/A
↓	292	Mastic associated with 9" x 9" VFT under 12" x 12" VFT		7th	Vestibule #744A				1.7% CHR
103	293	9" x 9" VFT – Brown with beige blotches and orange hues		9th	Court room #961			4.9% CHR	
↓	294	9" x 9" VFT – Brown with beige blotches and orange hues		5th	Court room #525			N/A	
104	295	Mastic associated with 9" x 9" VFT – Brown with beige blotches and orange hues		9th	Court room #961			N/A	N/A
↓	296	Mastic associated with 9" x 9" VFT – Brown with beige blotches and orange hues		5th	Court room #525			↓	↓
105	297	9" x 9" VFT – Beige with White blotches	↓	7th	Court room #725			4.0% CHR	

CHAIN OF CUSTODY

	Relinquished by:	Received by:	Date	Time	Delivery Method
I	Christopher Mikil 11:55AM	Sandra Zhou Ze	2/27/23	12:00pm	☒ By Hand; ☐ Picked up; ☐ Shipped via
II					☐ By Hand; ☐ Picked up; ☐ Shipped via
III		23-3776			☐ By Hand; ☐ Picked up; ☐ Shipped via

PRECISION'S LABORATORY INFORMATION

Precision Environmental	NVLAP: 200640-0	ELAP: 11764
Analyzed by:	Date:	Time:
Sandra Zhou Ze	2/28/23	

SUBCONTRACTOR'S LABORATORY INFORMATION

NAME:	NVLAP:	ELAP:
Analyzed by:	Date:	Time:

INSTRUCTIONS TO THE LABORATORY:

Report Results to:	☐ MICHAEL P.	☒ ANDREAS A.	☐ Office:	☐	☒ STOP at first Positive	
Via Phone:	☐ 917.295.2600	☐ 917.642.2375	☐ 718.383.2626	☐	☐ Analyze all samples	
Via Fax::	☐ 914.788.5440	☐ 201.689.1118	☐ 718.383.7780	☐	☒ Other: Analyze NOB samples by NOB-PLM. If needed, further analyze by TEM	
Via e-mail:	☒ andreas@precision-enviro.com		☒ info@precision-enviro.com			

PRECISION ENVIRONMENTAL INC.
36-15A 23rd Street, LIC, NY 11106
Tel: 718.383.2626, Fax: 718.383.7780

ACM BULK SAMPLE DATA AND CHAIN OF CUSTODY

TURNAROUND TIME
☐ RUSH ☐ 12 hrs ☐ 24 hrs
☑ 48 hrs ☐ 72 hrs ☐ Other

CLIENT INFORMATION

NAME: **Ronnette Riley Architect**	
CONTACT NAME: **Ms. Yumi Moriwaki**	PHONE No: **212-386-0281**
BUILDING NAME: **Kings County Supreme Court**	
SCOPE OF WORK: **Limited bulk sampling & analysis for asbestos content in conjunction with the building accessibility renovations at selective locations**	
BUILDING ADDRESS: **360 Adams Street, Brooklyn, NY 11201**	

PRECISION PROJECT INFORMATION

PROJECT NAME: **Limited Asbestos Inspection**	
PEI PROJECT No.: **2352-23-0001**	
INSPECTOR(S) NAME: **Christopher Mikil / Nikolaos Charalambous**	
SAMPLING AREAS: See page 1	DATE: 2/28/23

BULK SAMPLE DATA

HOMOGENEOUS AREA No.	BULK SAMPLE ID / No.	HOMOGENEOUS AREA / MATERIAL DESCRIPTION	SYSTEM	SAMPLE LOCATION: FLOOR / SPACE ID No.	SAMPLE LOCATION: SAMPLE COORDINATES	QUANTITY	ASBESTOS CONTENT (%): PLM	ASBESTOS CONTENT (%): NOB-PLM	ASBESTOS CONTENT (%): NOB-TEM
105	298	9" x 9" VFT – Beige with White blotches	M	7th	Court room #725			N/A	
106	299	Mastic associated 9" x 9" VFT – Beige with White blotches	↓	7th	Court room #725			NAD	4.4% CHR.
↓	300	Mastic associated 9" x 9" VFT – Beige with White blotches	↓	7th	Court room #725			↓	N/A
107	301	9" x 9" VFT – Gray with white blotches and orange hues	↓	5th	Court room #524			NAD	8.8% CHR.
↓	302	9" x 9" VFT – Gray with white blotches and orange hues	↓	5th	Court room #524			↓	N/A
108	303	Mastic associated with 9" x 9" VFT – Gray with white blotches and orange hues	↓	5th	Court room #524			NAD	4.5% CHR.
↓	304	Mastic associated with 9" x 9" VFT – Gray with white blotches and orange hues	↓	5th	Court room #524			↓	N/A
109	305	9" x 9" VFT – Red with beige blotches	↓	1st	Vestibule by room #192B			6.1% CHR.	
↓	306	9" x 9" VFT – Red with beige blotches	↓	1st	Vestibule by room #192B			N/A	

CHAIN OF CUSTODY

	Relinquished by:	Received by:	Date	Time	Delivery Method
I	Christopher Mikil 11:55AM	Thanthra Elias 2e	2/27/23	12:00 p.m.	☒ By Hand; ☐ Picked up; ☐ Shipped via
II					☐ By Hand; ☐ Picked up; ☐ Shipped via
III		23-5176			☐ By Hand; ☐ Picked up; ☐ Shipped via

PRECISION'S LABORATORY INFORMATION

Precision Environmental	NVLAP: 200640-0	ELAP: 11764
Analyzed by:	Date:	Time:
Thanthra Elias 2e	2/28/23	

SUBCONTRACTOR'S LABORATORY INFORMATION

NAME:	NVLAP:	ELAP:
Analyzed by:	Date:	Time:

INSTRUCTIONS TO THE LABORATORY:

Report Results to:	☐ MICHAEL P.	☒ ANDREAS A.	☐ Office:	☐	☒ STOP at first Positive
Via Phone:	☐ 917.295.2600	☐ 917.642.2375	☐ 718.383.2626	☐	☐ Analyze all samples
Via Fax::	☐ 914.788.5440	☐ 201.689.1118	☐ 718.383.7780	☐	☒ Other: Analyze NOB samples by NOB-PLM. If needed, further analyze by TEM
Via e-mail:	☒ andreas@precision-enviro.com		☒ info@precision-enviro.com		

PRECISION ENVIRONMENTAL INC.
36-15A 23rd Street, LIC, NY 11106
Tel: 718.383.2626, Fax: 718.383.7780

ACM BULK SAMPLE DATA AND CHAIN OF CUSTODY

TURNAROUND TIME
☐ RUSH ☐ 12 hrs ☐ 24 hrs
☑ 48 hrs ☐ 72 hrs ☐ Other

CLIENT INFORMATION

NAME: **Ronnette Riley Architect**	
CONTACT NAME: **Ms. Yumi Moriwaki** — PHONE No: **212-386-0281**	
BUILDING NAME: **Kings County Supreme Court**	
SCOPE OF WORK: **Limited bulk sampling & analysis for asbestos content in conjunction with the building accessibility renovations at selective locations**	
BUILDING ADDRESS: **360 Adams Street, Brooklyn, NY 11201**	

PRECISION PROJECT INFORMATION

PROJECT NAME: **Limited Asbestos Inspection**	
PEI PROJECT No.: **2352-23-0001**	
INSPECTOR(S) NAME: **Christopher Mikil / Nikolaos Charalambous**	
SAMPLING AREAS: see page 1	DATE: 2/25/23

BULK SAMPLE DATA

HOMOGENEOUS AREA No.	BULK SAMPLE ID / No.	HOMOGENEOUS AREA / MATERIAL DESCRIPTION	SYSTEM	SAMPLE LOCATION: FLOOR / SPACE ID No.	SAMPLE LOCATION: SAMPLE COORDINATES	QUANTITY	ASBESTOS CONTENT (%): PLM	ASBESTOS CONTENT (%): NOB-PLM	ASBESTOS CONTENT (%): NOB-TEM
110	307	Mastic associated with 9" x 9" VFT – Red with beige blotches	M	1st	Vestibule by room #192B			NAD	2.5% CHR.
↓	308	Mastic associated with 9" x 9" VFT – Red with beige blotches	↓	1st	Vestibule by room #192B			↓	N/A
111	309	"9" x 9" VFT – Dark brown with beige blotches		Cellar	Copy room #94			6.3% CHR.	
↓	310	"9" x 9" VFT – Dark brown with beige blotches		Cellar	Copy room #94			N/A	
112	311	Mastic associated with "9" x 9" VFT – Dark brown with beige blotches		Cellar	Copy room #94			NAD	NAD
↓	312	Mastic associated with "9" x 9" VFT – Dark brown with beige blotches		Cellar	Copy room #94			↓	↓
113	313	Self-leveling material under 9" x 9" VFT		9th	Court room #938		NAD		
↓	314	Self-leveling material under 9" x 9" VFT		9th	Court room #938		↓		
↓	315	Self-leveling material under 9" x 9" VFT	↓	9th	Court room #938				

CHAIN OF CUSTODY

	Relinquished by:	Received by:	Date	Time	Delivery Method
I	Christopher Mikil 11:55AM	Stanislav Zhuravlev	2/27/23	12:00pm	☒ By Hand; ☐ Picked up; ☐ Shipped via
II					☐ By Hand; ☐ Picked up; ☐ Shipped via
III		23-5178			☐ By Hand; ☐ Picked up; ☐ Shipped via

PRECISION'S LABORATORY INFORMATION

Precision Environmental	NVLAP: 200640-0	ELAP: 11764
Analyzed by:	Date:	Time:
Stanislav Zhuravlev	2/28/23	

SUBCONTRACTOR'S LABORATORY INFORMATION

NAME:	NVLAP:	ELAP:
Analyzed by:	Date:	Time:

INSTRUCTIONS TO THE LABORATORY:

Report Results to:	☐ MICHAEL P.	☒ ANDREAS A.	☐ Office:	☐	
Via Phone:	☐ 917.295.2600	☐ 917.642.2375	☐ 718.383.2626	☐	
Via Fax::	☐ 914.788.5440	☐ 201.689.1118	☐ 718.383.7780	☐	
Via e-mail:	☒ andreas@precision-enviro.com		☒ info@precision-enviro.com		

☒ **STOP** at first Positive
☐ Analyze all samples
☒ Other: Analyze NOB samples by NOB-PLM. If needed, further analyze by TEM

ATC Group Services LLC

104 E. 25th Street, 8th Floor
New York, NY 10010
Tel. 212-353-8280
Fax: 212-353-8306

Client: PRECISION ENVIRONMENTAL INC.
36-15A 23RD STREET
LONG ISLAND CITY , NY 11106
Fax: (718) 383-7780 **Phone:** (718) 383-2626

Project: RONNETTE RILEY ARCHITECT
360 Adams Street, Brooklyn, NY 11201

Location: Ms. Yumi Moriwaki / Kings County Supreme Court / Selected Areas, Basement through 11th floor

Project # 2352-23-0001

Date Received : 2/28/2023

Date Analyzed : 3/3/2023

ATC Batch # 56311

Methods: ELAP Items: 198.1, 198.6, 198.4

Bulk Asbestos Analysis Results

Sample #	Location	Type of Material	Method	Non-Asbestos % Fibrous	Non-Asbestos % Non-Fibrous	NOB % Type	Asbestos % Type
1 *56311 -1*	3RD FLOOR JURY ROOM #391	ELECTRICAL WIRING INSULATION - RED Color: RED	NOB-PLM ELAP Item 198.6		0.0% Vermiculite	24.4% Organic 54.4% Residue 11.6% Carbonate	9.6% Chrysotile
Analyzed By: Feyza Gungor							**Total Asbestos: 9.6 %**
2 *56311 -2*	5TH FLOOR VESTIBULE #558A	ELECTRICAL WIRING INSULATION - RED Color: RED	NOB-PREP ELAP Item 198.6			21.1% Organic 62.5% Residue 16.4% Carbonate	NOT ANALYZED
Analyzed By: Feyza Gungor				Comments: Not analyzed by NOB PLM, positive stop, see #1			
3 *56311 -3*	10TH FLOOR WOMEN'S BATHROOM #1045	ELECTRICAL WIRING INSULATION - RED Color: RED	NOB-PREP ELAP Item 198.6			19.5% Organic 64.1% Residue 16.4% Carbonate	NOT ANALYZED
Analyzed By: Feyza Gungor				Comments: Not analyzed by NOB PLM, positive stop, see #1			
4 *56311 -4*	5TH FLOOR VESTIBULE #558A	ELECTRICAL WIRING INSULATION - BROWN Color: DARK BROWN	NOB-TEM ELAP Item 198.4		0.0% Vermiculite	21.4% Organic 61.5% Residue 17.1% Carbonate	NAD
Analyzed By: Feyza Gungor	Second Analyst: Roman Peysakhov			Comments: NOB PLM Inconclusive			
5 *56311 -5*	5TH FLOOR VESTIBULE #558A	ELECTRICAL WIRING INSULATION - BROWN Color: DARK BROWN	NOB-TEM ELAP Item 198.4		0.0% Vermiculite	49.1% Organic 8.6% Residue 42.3% Carbonate	NAD
Analyzed By: Feyza Gungor	Second Analyst: Roman Peysakhov			Comments: NOB PLM Inconclusive			

Report Prepared By: Grace Chan

Batch # 56311

ATC Group Services LLC

104 E. 25th Street, 8th Floor
New York, NY 10010
Tel. 212-353-8280
Fax: 212-353-8306

Sample #	Location	Type of Material	Method	Non-Asbestos % Fibrous	Non-Asbestos % Non-Fibrous	NOB % Type	Asbestos % Type
6 *56311 -6*	5TH FLOOR VESTIBULE #558A	ELECTRICAL WIRING INSULATION - BROWN	NOB-TEM ELAP Item 198.4		0.0% Vermiculite	45% Organic 17.9% Residue 37.1% Carbonate	NAD
		Color: DARK BROWN					
Analyzed By: Feyza Gungor		Second Analyst: Roman Peysakhov		Comments: NOB PLM Inconclusive			
7 *56311 -7*	5TH FLOOR VESTIBULE #558A	ELECTRICAL WIRING INSULATION - ORANGE	NOB-TEM ELAP Item 198.4		0.0% Vermiculite	21.4% Organic 61.6% Residue 17% Carbonate	NAD
		Color: ORANGE					
Analyzed By: Feyza Gungor		Second Analyst: Roman Peysakhov		Comments: NOB PLM Inconclusive			
8 *56311 -8*	5TH FLOOR VESTIBULE #1053A	ELECTRICAL WIRING INSULATION - ORANGE	NOB-TEM ELAP Item 198.4		0.0% Vermiculite	22.1% Organic 60.9% Residue 17% Carbonate	NAD
		Color: ORANGE					
Analyzed By: Feyza Gungor		Second Analyst: Roman Peysakhov		Comments: NOB PLM Inconclusive			
9 *56311 -9*	5TH FLOOR VESTIBULE #1053A	ELECTRICAL WIRING INSULATION - ORANGE	NOB-TEM ELAP Item 198.4		0.0% Vermiculite	19.7% Organic 62.9% Residue 17.4% Carbonate	NAD
		Color: ORANGE					
Analyzed By: Feyza Gungor		Second Analyst: Roman Peysakhov		Comments: NOB PLM Inconclusive			
13 *56311 -10*	5TH FLOOR JURY ROOM #558	ELECTRICAL WIRING INSULATION - BLACK	NOB-PLM ELAP Item 198.6		0.0% Vermiculite	19.3% Organic 54.3% Residue 12.4% Carbonate	14% Chrysotile
		Color: BLACK					
Analyzed By: Feyza Gungor							**Total Asbestos: 14 %**
14 *56311 -11*	10TH FLOOR VESTIBULE #1053A	ELECTRICAL WIRING INSULATION - BLACK	NOB-PREP ELAP Item 198.6			22% Organic 60.6% Residue 17.4% Carbonate	NOT ANALYZED
		Color: BLACK					
Analyzed By: Feyza Gungor				Comments: Not analyzed by NOB PLM, positive stop, see #13			
15 *56311 -12*	10TH FLOOR VESTIBULE #1053A	ELECTRICAL WIRING INSULATION - BLACK	NOB-PREP ELAP Item 198.6			21.4% Organic 61% Residue 17.6% Carbonate	NOT ANALYZED
		Color: BLACK					
Analyzed By: Feyza Gungor				Comments: Not analyzed by NOB PLM, positive stop, see #13			

ATC Group Services LLC

104 E. 25th Street, 8th Floor
New York, NY 10010
Tel. 212-353-8280
Fax: 212-353-8306

Sample #	Location	Type of Material	Method	Non-Asbestos % Fibrous	Non-Asbestos % Non-Fibrous	NOB % Type	Asbestos % Type
16 *56311 -13*	5TH FLOOR VESTIBULE #558A	ELECTRICAL WIRING INSULATION - BEIGE Color: BEIGE	NOB-TEM ELAP Item 198.4		0.0% Vermiculite	21.5% Organic 58.3% Residue 20.2% Carbonate	NAD
Analyzed By: Feyza Gungor		Second Analyst: Roman Peysakhov		Comments: NOB PLM Inconclusive			
17 *56311 -14*	10TH FLOOR VESTIBULE #1053A	ELECTRICAL WIRING INSULATION - BEIGE Color: BEIGE	NOB-TEM ELAP Item 198.4		0.0% Vermiculite	21% Organic 61.2% Residue 17.8% Carbonate	NAD
Analyzed By: Feyza Gungor		Second Analyst: Roman Peysakhov		Comments: NOB PLM Inconclusive			
18 *56311 -15*	10TH FLOOR VESTIBULE #1053A	ELECTRICAL WIRING INSULATION - BEIGE Color: BEIGE	NOB-TEM ELAP Item 198.4		0.0% Vermiculite	48.4% Organic 17.7% Residue 33.9% Carbonate	NAD
Analyzed By: Feyza Gungor		Second Analyst: Roman Peysakhov		Comments: NOB PLM Inconclusive			
19 *56311 -16*	10TH FLOOR VESTIBULE #1053A	ELECTRICAL WIRING INSULATION - YELLOW Color: YELLOW	NOB-TEM ELAP Item 198.4		0.0% Vermiculite	20.1% Organic 61.1% Residue 18.8% Carbonate	NAD
Analyzed By: Feyza Gungor		Second Analyst: Roman Peysakhov		Comments: NOB PLM Inconclusive			
20 *56311 -17*	10TH FLOOR VESTIBULE #1053A	ELECTRICAL WIRING INSULATION - YELLOW Color: YELLOW	NOB-TEM ELAP Item 198.4		0.0% Vermiculite	45.8% Organic 14.9% Residue 39.3% Carbonate	NAD
Analyzed By: Feyza Gungor		Second Analyst: Roman Peysakhov		Comments: NOB PLM Inconclusive			
21 *56311 -18*	10TH FLOOR WOMEN'S BATHROOM #1045	ELECTRICAL WIRING INSULATION - YELLOW Color: YELLOW	NOB-TEM ELAP Item 198.4		0.0% Vermiculite	46% Organic 14.6% Residue 39.4% Carbonate	NAD
Analyzed By: Feyza Gungor		Second Analyst: Roman Peysakhov		Comments: NOB PLM Inconclusive			
37 *56311 -19*	7TH FLOOR COURT ROOM #724	CAULKING ASSOCIATED WITH GYPSUM BOARD TO WOODEN WALL Color: TAN	NOB-TEM ELAP Item 198.4		0.0% Vermiculite	22.5% Organic 13.8% Residue 62.2% Carbonate	1.5% Anthophyllite
Analyzed By: Feyza Gungor		Second Analyst: Roman Peysakhov		Comments: NOB PLM Inconclusive			**Total Asbestos: 1.5 %**

ATC Group Services LLC

104 E. 25th Street, 8th Floor
New York, NY 10010
Tel. 212-353-8280
Fax: 212-353-8306

Sample #	Location	Type of Material	Method	Non-Asbestos % Fibrous	Non-Asbestos % Non-Fibrous	NOB % Type	Asbestos % Type
38 *56311 -20*	7TH FLOOR COURT ROOM #724	CAULKING ASSOCIATED WITH GYPSUM BOARD TO WOODEN WALL Color: TAN	NOB-PLM ELAP Item 198.6		0.0% Vermiculite	24.7% Organic 14.6% Residue 60.7% Carbonate	NAD
Analyzed By: Feyza Gungor				Comments: NOB-PLM inconclusive, positive stop, see #37			
39 *56311 -21*	7TH FLOOR COURT ROOM #724	CAULKING ASSOCIATED WITH GYPSUM BOARD TO WOODEN WALL Color: TAN	NOB-PLM ELAP Item 198.6		0.0% Vermiculite	22.9% Organic 15.4% Residue 61.7% Carbonate	NAD
Analyzed By: Feyza Gungor				Comments: NOB-PLM inconclusive, positive stop, see #37			
79 *56311 -22*	2ND FLOOR RECEPTION DESK BY ROOM #247	INTERIOR DOOR FRAME CAULKING, SOFT TEXTURED - GRAY Color: GREY	NOB-TEM ELAP Item 198.4		0.0% Vermiculite	61.4% Organic 23.2% Residue 15.4% Carbonate	NAD
Analyzed By: Feyza Gungor	Second Analyst: Roman Peysakhov			Comments: NOB PLM Inconclusive			
80 *56311 -23*	2ND FLOOR RECEPTION DESK BY ROOM #247	INTERIOR DOOR FRAME CAULKING, SOFT TEXTURED - GRAY Color: GREY	NOB-TEM ELAP Item 198.4		0.0% Vermiculite	61.8% Organic 25.7% Residue 12.5% Carbonate	NAD
Analyzed By: Feyza Gungor	Second Analyst: Roman Peysakhov			Comments: NOB PLM Inconclusive			
81 *56311 -24*	2ND FLOOR RECEPTION DESK BY ROOM #247	INTERIOR DOOR FRAME CAULKING, SOFT TEXTURED - GRAY Color: GREY	NOB-TEM ELAP Item 198.4		0.0% Vermiculite	63.8% Organic 24.7% Residue 11.5% Carbonate	NAD
Analyzed By: Feyza Gungor	Second Analyst: Roman Peysakhov			Comments: NOB PLM Inconclusive			
82 *56311 -25*	2ND FLOOR RECEPTION DESK BY ROOM #247	EXTERIOR DOOR FRAME CAULKING,HARD TEXTURED - BROWN Color: GRAY	NOB-TEM ELAP Item 198.4		0.0% Vermiculite	63.5% Organic 17.4% Residue 17.2% Carbonate	1.9% Anthophyllite
Analyzed By: Feyza Gungor	Second Analyst: Roman Peysakhov			Comments: NOB PLM Inconclusive			**Total Asbestos: 1.9 %**
83 *56311 -26*	2ND FLOOR RECEPTION DESK BY ROOM #247	EXTERIOR DOOR FRAME CAULKING,HARD TEXTURED - BROWN Color: GRAY	NOB-PLM ELAP Item 198.6		0.0% Vermiculite	67.2% Organic 19.7% Residue 13.1% Carbonate	NAD
Analyzed By: Feyza Gungor				Comments: NOB-PLM inconclusive, positive stop, see #82			

ATC Group Services LLC

104 E. 25th Street, 8th Floor
New York, NY 10010
Tel. 212-353-8280
Fax: 212-353-8306

Sample #	Location	Type of Material	Method	Non-Asbestos % Fibrous	Non-Asbestos % Non-Fibrous	NOB % Type	Asbestos % Type
84 *56311 -27*	2ND FLOOR RECEPTION DESK BY ROOM #247	EXTERIOR DOOR FRAME CAULKING,HARD TEXTURED - BROWN Color: GRAY	NOB-PLM ELAP Item 198.6		0.0% Vermiculite	64.7% Organic 20.6% Residue 14.7% Carbonate	NAD
Analyzed By: Feyza Gungor				Comments: NOB-PLM inconclusive, positive stop, see #82			
85 *56311 -28*	4TH FLOOR JURY ROOM #417A	2' X 4' CEILING TILES - FISSURED Color: BROWN	NOB-TEM ELAP Item 198.4		0.0% Vermiculite	28.2% Organic 46.8% Residue 25% Carbonate	NAD
Analyzed By: Feyza Gungor	Second Analyst: Roman Peysakhov			Comments: NOB PLM Inconclusive			
86 *56311 -29*	4TH FLOOR ALL GENDER BATHROOM #427B	2' X 4' CEILING TILES - FISSURED Color: BROWN	NOB-TEM ELAP Item 198.4		0.0% Vermiculite	31.4% Organic 41.5% Residue 27.1% Carbonate	NAD
Analyzed By: Feyza Gungor	Second Analyst: Roman Peysakhov			Comments: NOB PLM Inconclusive			
87 *56311 -30*	4TH FLOOR ALL GENDER BATHROOM #435B	2' X 4' CEILING TILES - FISSURED Color: BROWN	NOB-TEM ELAP Item 198.4		0.0% Vermiculite	29% Organic 42.8% Residue 28.2% Carbonate	NAD
Analyzed By: Feyza Gungor	Second Analyst: Roman Peysakhov			Comments: NOB PLM Inconclusive			
88 *56311 -31*	3RD FLOORJURY ROOM #372	1' X 1' CEILING TILES - FISSURED Color: GREY	NOB-TEM ELAP Item 198.4		0.0% Vermiculite	15.9% Organic 30.5% Residue 53.6% Carbonate	NAD
Analyzed By: Feyza Gungor	Second Analyst: Roman Peysakhov			Comments: NOB PLM Inconclusive			
89 *56311 -32*	3RD FLOORJURY ROOM #372A	1' X 1' CEILING TILES - FISSURED Color: GREY	NOB-TEM ELAP Item 198.4		0.0% Vermiculite	15.3% Organic 35.9% Residue 48.8% Carbonate	NAD
Analyzed By: Feyza Gungor	Second Analyst: Roman Peysakhov			Comments: NOB PLM Inconclusive			
90 *56311 -33*	3RD FLOORJURY ROOM #391	1' X 1' CEILING TILES - FISSURED Color: GRAY	NOB-TEM ELAP Item 198.4		0.0% Vermiculite	16.5% Organic 31.6% Residue 51.9% Carbonate	NAD
Analyzed By: Feyza Gungor	Second Analyst: Roman Peysakhov			Comments: NOB PLM Inconclusive			

ATC Group Services LLC

104 E. 25th Street, 8th Floor
New York, NY 10010
Tel. 212-353-8280
Fax: 212-353-8306

Sample #	Location	Type of Material	Method	Non-Asbestos % Fibrous	Non-Asbestos % Non-Fibrous	NOB % Type	Asbestos % Type
91 *56311 -34*	2ND FLOOR SMOKE ROOM #245A	2' X 2' CEILING TILES - PINHOLE Color: TAN	NOB-TEM ELAP Item 198.4		0.0% Vermiculite	20.1% Organic 20.9% Residue 59% Carbonate	NAD
Analyzed By: Feyza Gungor		Second Analyst: Roman Peysakhov		Comments: NOB PLM Inconclusive			
92 *56311 -35*	2ND FLOOR SMOKE ROOM #245A	2' X 2' CEILING TILES - PINHOLE Color: TAN	NOB-TEM ELAP Item 198.4		0.0% Vermiculite	23.4% Organic 23.5% Residue 53.1% Carbonate	NAD
Analyzed By: Feyza Gungor		Second Analyst: Roman Peysakhov		Comments: NOB PLM Inconclusive			
93 *56311 -36*	2ND FLOOR SMOKE ROOM #246A	2' X 2' CEILING TILES - PINHOLE Color: TAN	NOB-TEM ELAP Item 198.4		0.0% Vermiculite	22% Organic 29.8% Residue 48.2% Carbonate	NAD
Analyzed By: Feyza Gungor		Second Analyst: Roman Peysakhov		Comments: NOB PLM Inconclusive			
103 *56311 -37*	10TH FLOOR SHAFT BY WOMEN'S BATHROOM #1045	FELT PAPER ASSOCIATED WITH CORRUGATED PIPE INSULATION Color: BLACK	NOB-TEM ELAP Item 198.4		0.0% Vermiculite	91.1% Organic 6.5% Residue 2.4% Carbonate	NAD
Analyzed By: Feyza Gungor		Second Analyst: Roman Peysakhov		Comments: NOB PLM Inconclusive			
104 *56311 -38*	10TH FLOOR SHAFT BY ROOM #1054C	FELT PAPER ASSOCIATED WITH CORRUGATED PIPE INSULATION Color: BLACK	NOB-TEM ELAP Item 198.4		0.0% Vermiculite	92.7% Organic 6.6% Residue 0.7% Carbonate	NAD
Analyzed By: Feyza Gungor		Second Analyst: Roman Peysakhov		Comments: NOB PLM Inconclusive			
105 *56311 -39*	6TH FLOOR SHAFT BY STORAGE ROOM #653B	FELT PAPER ASSOCIATED WITH CORRUGATED PIPE INSULATION Color: BLACK	NOB-TEM ELAP Item 198.4		0.0% Vermiculite	91.9% Organic 7.4% Residue 0.7% Carbonate	NAD
Analyzed By: Feyza Gungor		Second Analyst: Roman Peysakhov		Comments: NOB PLM Inconclusive			
109 *56311 -40*	10TH FLOOR SHAFT BY ROOM #1054C	OUTSIDE FELT PAPER ASSOCIATED WITH HORSEHAIR PIPE INSULATION Color: BLACK	NOB-TEM ELAP Item 198.4		0.0% Vermiculite	85.7% Organic 7.1% Residue 7.2% Carbonate	NAD
Analyzed By: Feyza Gungor		Second Analyst: Roman Peysakhov		Comments: NOB PLM Inconclusive			

ATC Group Services LLC

104 E. 25th Street, 8th Floor
New York, NY 10010
Tel. 212-353-8280
Fax: 212-353-8306

Sample #	Location	Type of Material	Method	Non-Asbestos % Fibrous	Non-Asbestos % Non-Fibrous	NOB % Type	Asbestos % Type
110 *56311 -41*	8TH FLOOR SHAFT BY STORAGE ROOM #853B	OUTSIDE FELT PAPER ASSOCIATED WITH HORSEHAIR PIPE INSULATION Color: BLACK	NOB-TEM ELAP Item 198.4		0.0% Vermiculite	95.8% Organic 3.9% Residue 0.3% Carbonate	NAD
Analyzed By: Feyza Gungor		Second Analyst: Roman Peysakhov		Comments: NOB PLM Inconclusive			
111 *56311 -42*	6TH FLOOR SHAFT BY STORAGE ROOM #653B	OUTSIDE FELT PAPER ASSOCIATED WITH HORSEHAIR PIPE INSULATION Color: BLACK	NOB-TEM ELAP Item 198.4		0.0% Vermiculite	96.5% Organic 2.6% Residue 0.9% Carbonate	NAD
Analyzed By: Feyza Gungor		Second Analyst: Roman Peysakhov		Comments: NOB PLM Inconclusive			
115 *56311 -43*	8TH FLOOR SHAFT BY STORAGE ROO #853B	INSIDE FELT PAPER ASSOCIATED WITH HORSEHAIR PIPE INSULATION Color: BLACK	NOB-TEM ELAP Item 198.4		0.0% Vermiculite	95% Organic 3% Residue 2% Carbonate	NAD
Analyzed By: Ivan Reyes		Second Analyst: Roman Peysakhov		Comments: NOB PLM Inconclusive			
116 *56311 -44*	8TH FLOOR SHAFT BY STORAGE ROO #853B	INSIDE FELT PAPER ASSOCIATED WITH HORSEHAIR PIPE INSULATION Color: BLACK	NOB-TEM ELAP Item 198.4		0.0% Vermiculite	95.5% Organic 3.9% Residue 0.6% Carbonate	NAD
Analyzed By: Ivan Reyes		Second Analyst: Roman Peysakhov		Comments: NOB PLM Inconclusive			
117 *56311 -45*	8TH FLOOR SHAFT BY STORAGE ROO #853B	INSIDE FELT PAPER ASSOCIATED WITH HORSEHAIR PIPE INSULATION Color: BLACK	NOB-TEM ELAP Item 198.4		0.0% Vermiculite	95% Organic 3.6% Residue 1.4% Carbonate	NAD
Analyzed By: Ivan Reyes		Second Analyst: Roman Peysakhov		Comments: NOB PLM Inconclusive			
118 *56311 -46*	3RD FLOOR PLENUM OF JURY ROOM #372	WRAP PAPER ASSOCIATED WITH FIBERGLASS PIPE INSULATION Color: YELLOW	NOB-TEM ELAP Item 198.4		0.0% Vermiculite	55.5% Organic 21% Residue 23.5% Carbonate	NAD
Analyzed By: Ivan Reyes		Second Analyst: Roman Peysakhov		Comments: NOB PLM Inconclusive			
119 *56311 -47*	3RD FLOOR PLENUM OF JURY ROOM #383	WRAP PAPER ASSOCIATED WITH FIBERGLASS PIPE INSULATION Color: YELLOW	NOB-TEM ELAP Item 198.4		0.0% Vermiculite	58.1% Organic 16.8% Residue 25.1% Carbonate	NAD
Analyzed By: Ivan Reyes		Second Analyst: Roman Peysakhov		Comments: NOB PLM Inconclusive			

ATC Group Services LLC

104 E. 25th Street, 8th Floor
New York, NY 10010
Tel. 212-353-8280
Fax: 212-353-8306

Sample #	Location	Type of Material	Method	Non-Asbestos % Fibrous	Non-Asbestos % Non-Fibrous	NOB % Type	Asbestos % Type
120 *56311 -48*	3RD FLOOR PLENUM OF JURY ROOM #384	WRAP PAPER ASSOCIATED WITH FIBERGLASS PIPE INSULATION Color: YELLOW	NOB-TEM ELAP Item 198.4		0.0% Vermiculite	57.4% Organic 20.3% Residue 22.3% Carbonate	NAD
Analyzed By: Ivan Reyes		Second Analyst: Roman Peysakhov		Comments: NOB PLM Inconclusive			
127 *56311 -49*	11TH FLOOR VESTIBULE #1128A	CERAMIC WALL TILE BASE - MASTIC Color: YELLOW	NOB-TEM ELAP Item 198.4		0.0% Vermiculite	67.7% Organic 6.4% Residue 25.9% Carbonate	NAD
Analyzed By: Ivan Reyes		Second Analyst: Roman Peysakhov		Comments: NOB PLM Inconclusive			
128 *56311 -50*	9TH FLOOR VESTIBULE #945B	CERAMIC WALL TILE BASE - MASTIC Color: YELLOW	NOB-TEM ELAP Item 198.4		0.0% Vermiculite	68% Organic 4.7% Residue 27.3% Carbonate	NAD
Analyzed By: Ivan Reyes		Second Analyst: Roman Peysakhov		Comments: NOB PLM Inconclusive			
129 *56311 -51*	7TH FLOOR VESTIBULE #745B	CERAMIC WALL TILE BASE - MASTIC Color: YELLOW	NOB-TEM ELAP Item 198.4		0.0% Vermiculite	67.7% Organic 4.4% Residue 27.9% Carbonate	NAD
Analyzed By: Ivan Reyes		Second Analyst: Roman Peysakhov		Comments: NOB PLM Inconclusive			
133 *56311 -52*	11TH FLOOR MEN'S BATHROOM #1128	CERAMIC WALL TILE - MASTIC 11TH - 5TH FLOOR Color: YELLOW	NOB-TEM ELAP Item 198.4		0.0% Vermiculite	43.7% Organic 20.3% Residue 36% Carbonate	NAD
Analyzed By: Ivan Reyes		Second Analyst: Roman Peysakhov		Comments: NOB PLM Inconclusive			
134 *56311 -53*	5TH FLOOR MEN'S BATHROOM #554	CERAMIC WALL TILE - MASTIC 11TH - 5TH FLOOR Color: YELLOW	NOB-TEM ELAP Item 198.4		0.0% Vermiculite	34.9% Organic 38% Residue 27.1% Carbonate	NAD
Analyzed By: Ivan Reyes		Second Analyst: Roman Peysakhov		Comments: NOB PLM Inconclusive			
147 *56311 -54*	5TH FLOOR MEN'S BATHROOM #554	CAULKING ASSOCIATED WITH BATHROOM FIXTURES 11TH - 5TH FLOOR Color: WHITE	NOB-TEM ELAP Item 198.4		0.0% Vermiculite	32.5% Organic 2.7% Residue 64.8% Carbonate	NAD
Analyzed By: Ivan Reyes		Second Analyst: Roman Peysakhov		Comments: NOB PLM Inconclusive			

ATC Group Services LLC

104 E. 25th Street, 8th Floor
New York, NY 10010
Tel. 212-353-8280
Fax: 212-353-8306

Sample #	Location	Type of Material	Method	Non-Asbestos % Fibrous	Non-Asbestos % Non-Fibrous	NOB % Type	Asbestos % Type
148 *56311 -55*	9TH FLOOR WOMEN'S BATHROOM #945A	CAULKING ASSOCIATED WITH BATHROOM FIXTURES 11TH - 5TH FLOOR Color: WHITE	NOB-TEM ELAP Item 198.4		0.0% Vermiculite	32.7% Organic 3.7% Residue 63.6% Carbonate	NAD
Analyzed By: Ivan Reyes		Second Analyst: Roman Peysakhov				Comments: NOB PLM Inconclusive	
154 *56311 -56*	4TH FLOOR WOMEN'S BATHROOM #445A	CERAMIC WALL TILE MASTIC 4TH - 2ND FLOOR Color: YELLOW	NOB-PLM ELAP Item 198.6		0.0% Vermiculite	32.4% Organic 14.1% Residue 51.6% Carbonate	1.9% Chrysotile
Analyzed By: Ivan Reyes							**Total Asbestos: 1.9 %**
155 *56311 -57*	3RD FLOOR ALL GENDER BATHROOM #388A	CERAMIC WALL TILE MASTIC 4TH - 2ND FLOOR Color: BROWN	NOB-PREP ELAP Item 198.6			35.7% Organic 25.8% Residue 38.5% Carbonate	NOT ANALYZED
Analyzed By: Ivan Reyes						Comments: Not analyzed by NOB PLM, positive stop, see #154	
156 *56311 -58*	2ND FLOOR WOMEN'S BATHROOM #246	CERAMIC WALL TILE MASTIC 4TH - 2ND FLOOR Color: YELLOW	NOB-PREP ELAP Item 198.6			31.3% Organic 15.5% Residue 53.2% Carbonate	NOT ANALYZED
Analyzed By: Ivan Reyes						Comments: Not analyzed by NOB PLM, positive stop, see #154	
160 *56311 -59*	4TH FLOOR ALL GENDER BATHROOM #388A	CERAMIC FLOOR TILE - MASTIC 4TH - 2ND FLOOR Color: BROWN	NOB-TEM ELAP Item 198.4		0.0% Vermiculite	46.8% Organic 28.3% Residue 24.9% Carbonate	NAD
Analyzed By: Ivan Reyes		Second Analyst: Roman Peysakhov				Comments: NOB PLM Inconclusive	
161 *56311 -60*	3RD FLOOR ALL GENDER BATHROOM #388A	CERAMIC FLOOR TILE - MASTIC 4TH - 2ND FLOOR Color: BROWN	NOB-TEM ELAP Item 198.4		0.0% Vermiculite	55.2% Organic 23.4% Residue 21.4% Carbonate	NAD
Analyzed By: Ivan Reyes		Second Analyst: Roman Peysakhov				Comments: NOB PLM Inconclusive	
162 *56311 -61*	3RD FLOOR ALL GENDER BATHROOM #388A	CERAMIC FLOOR TILE - MASTIC 4TH - 2ND FLOOR Color: BROWN	NOB-TEM ELAP Item 198.4		0.0% Vermiculite	46.5% Organic 35.6% Residue 17.9% Carbonate	NAD
Analyzed By: Ivan Reyes		Second Analyst: Roman Peysakhov				Comments: NOB PLM Inconclusive	

ATC Group Services LLC

104 E. 25th Street, 8th Floor
New York, NY 10010
Tel. 212-353-8280
Fax: 212-353-8306

Sample #	Location	Type of Material	Method	Non-Asbestos % Fibrous	Non-Asbestos % Non-Fibrous	NOB % Type	Asbestos % Type
163 *56311 -62*	3RD FLOOR ALL GENDER BATHROOM #388A	WATERPROOFING MEMBRANE UNDER CERAMIC FLOOR TILE 4TH - 2ND FLOOR Color: BLACK	NOB-TEM ELAP Item 198.4		0.0% Vermiculite	62.5% Organic 17.1% Residue 20.4% Carbonate	NAD
Analyzed By: Ivan Reyes		Second Analyst: Roman Peysakhov		Comments: NOB PLM Inconclusive			
164 *56311 -63*	3RD FLOOR ALL GENDER BATHROOM #388A	WATERPROOFING MEMBRANE UNDER CERAMIC FLOOR TILE 4TH - 2ND FLOOR Color: BLACK	NOB-TEM ELAP Item 198.4		0.0% Vermiculite	58.2% Organic 21.7% Residue 20.1% Carbonate	NAD
Analyzed By: Ivan Reyes		Second Analyst: Roman Peysakhov		Comments: NOB PLM Inconclusive			
165 *56311 -64*	3RD FLOOR ALL GENDER BATHROOM #388A	WATERPROOFING MEMBRANE UNDER CERAMIC FLOOR TILE 4TH - 2ND FLOOR Color: BLACK	NOB-TEM ELAP Item 198.4		0.0% Vermiculite	64.1% Organic 17.3% Residue 18.6% Carbonate	NAD
Analyzed By: Ivan Reyes		Second Analyst: Roman Peysakhov		Comments: NOB PLM Inconclusive			
175 *56311 -65*	2ND FLOOR WOMEN'S BATHROOM #246	CAULKING ASSOCIATED WITH BATHROOM FIXTURES - WHITE 4TH - 2ND FLOOR Color: WHITE	NOB-TEM ELAP Item 198.4		0.0% Vermiculite	32.8% Organic 2.8% Residue 64.4% Carbonate	NAD
Analyzed By: Ivan Reyes		Second Analyst: Roman Peysakhov		Comments: NOB PLM Inconclusive			
176 *56311 -66*	2ND FLOOR WOMEN'S BATHROOM #246	CAULKING ASSOCIATED WITH BATHROOM FIXTURES - WHITE 4TH - 2ND FLOOR Color: WHITE	NOB-TEM ELAP Item 198.4		0.0% Vermiculite	32.7% Organic 2.5% Residue 64.8% Carbonate	NAD
Analyzed By: Ivan Reyes		Second Analyst: Roman Peysakhov		Comments: NOB PLM Inconclusive			
177 *56311 -67*	2ND FLOOR WOMEN'S BATHROOM #246	CAULKING ASSOCIATED WITH BATHROOM FIXTURES - GRAY 4TH - 2ND FLOOR Color: GREY	NOB-TEM ELAP Item 198.4		0.0% Vermiculite	36.6% Organic 6.9% Residue 56.5% Carbonate	NAD
Analyzed By: Ivan Reyes		Second Analyst: Roman Peysakhov		Comments: NOB PLM Inconclusive			
178 *56311 -68*	2ND FLOOR WOMEN'S BATHROOM #246	CAULKING ASSOCIATED WITH BATHROOM FIXTURES - GRAY 4TH - 2ND FLOOR Color: GREY	NOB-TEM ELAP Item 198.4		0.0% Vermiculite	36.9% Organic 5.7% Residue 57.4% Carbonate	NAD
Analyzed By: Ivan Reyes		Second Analyst: Roman Peysakhov		Comments: NOB PLM Inconclusive			

ATC Group Services LLC

104 E. 25th Street, 8th Floor
New York, NY 10010
Tel. 212-353-8280
Fax: 212-353-8306

Sample #	Location	Type of Material	Method	Non-Asbestos % Fibrous	Non-Asbestos % Non-Fibrous	NOB % Type	Asbestos % Type
179	1ST FLOOR OFFICE #190A	WINDOW CAULKING	NOB-TEM			25.9% Organic 7% Residue	
56311 -69			ELAP Item 198.4		0.0% Vermiculite	67.1% Carbonate	NAD
		Color: GREY					
Analyzed By: Ivan Reyes		Second Analyst: Roman Peysakhov		Comments: NOB PLM Inconclusive			
180	1ST FLOOR OFFICE #190A	WINDOW CAULKING	NOB-TEM			31.2% Organic 2.2% Residue	
56311 -70			ELAP Item 198.4		0.0% Vermiculite	66.6% Carbonate	NAD
		Color: GREY					
Analyzed By: Ivan Reyes		Second Analyst: Roman Peysakhov		Comments: NOB PLM Inconclusive			
181	3RD FLOOR ALL GENDER BATHROOM #391A	DOOR SADDLE - VINYL	NOB-TEM			69.3% Organic 13.1% Residue	
56311 -71			ELAP Item 198.4		0.0% Vermiculite	17.6% Carbonate	NAD
		Color: BLACK					
Analyzed By: Ivan Reyes		Second Analyst: Roman Peysakhov		Comments: NOB PLM Inconclusive			
182	3RD FLOOR ALL GENDER BATHROOM #383B	DOOR SADDLE - VINYL	NOB-TEM			69.7% Organic 11.8% Residue	
56311 -72			ELAP Item 198.4		0.0% Vermiculite	18.5% Carbonate	NAD
		Color: BLACK					
Analyzed By: Ivan Reyes		Second Analyst: Roman Peysakhov		Comments: NOB PLM Inconclusive			
183	3RD FLOOR ALL GENDER BATHROOM #391A	MASTIC ASSOCIATED WITH VINYL DOOR SADDLE	NOB-TEM			51.1% Organic 39.3% Residue	
56311 -73			ELAP Item 198.4		0.0% Vermiculite	9.6% Carbonate	NAD
		Color: BROWN					
Analyzed By: Ivan Reyes		Second Analyst: Roman Peysakhov		Comments: NOB PLM Inconclusive			
184	3RD FLOOR ALL GENDER BATHROOM #383B	MASTIC ASSOCIATED WITH VINYL DOOR SADDLE	NOB-TEM			51.2% Organic 41.7% Residue	
56311 -74			ELAP Item 198.4		0.0% Vermiculite	7.1% Carbonate	NAD
		Color: BROWN					
Analyzed By: Ivan Reyes		Second Analyst: Roman Peysakhov		Comments: NOB PLM Inconclusive			
187	11TH FLOOR HALLWAY BY VESTIBULE #1128A	BASEBOARD MOLDING 4" - BLACK	NOB-TEM			51.1% Organic 6.6% Residue	
56311 -75			ELAP Item 198.4		0.0% Vermiculite	42.3% Carbonate	NAD
		Color: BLACK					
Analyzed By: Ivan Reyes		Second Analyst: Roman Peysakhov		Comments: NOB PLM Inconclusive			

ATC Group Services LLC

104 E. 25th Street, 8th Floor
New York, NY 10010
Tel. 212-353-8280
Fax: 212-353-8306

Sample #	Location	Type of Material	Method	Non-Asbestos % Fibrous	Non-Asbestos % Non-Fibrous	NOB % Type	Asbestos % Type
188 *56311 -76*	5TH FLOOR JURY ROOM #536	BASEBOARD MOLDING 4" - BLACK Color: BLACK	NOB-TEM ELAP Item 198.4		0.0% Vermiculite	50% Organic 3.1% Residue 46.9% Carbonate	NAD
Analyzed By: Ivan Reyes		Second Analyst: Roman Peysakhov		Comments: NOB PLM Inconclusive			
189 *56311 -77*	11TH FLOOR HALLWAY BY VESTIBULE #1128A	MASTIC ASSOCIATED WITH BASEBOARD MOLDING 4" - BLACK Color: BROWN	NOB-TEM ELAP Item 198.4		0.0% Vermiculite	51.9% Organic 32.9% Residue 15.2% Carbonate	NAD
Analyzed By: Ivan Reyes		Second Analyst: Roman Peysakhov		Comments: NOB PLM Inconclusive			
190 *56311 -78*	5TH FLOOR JURY ROOM #536	MASTIC ASSOCIATED WITH BASEBOARD MOLDING 4" - BLACK Color: BROWN	NOB-TEM ELAP Item 198.4		0.0% Vermiculite	55.1% Organic 23.2% Residue 21.7% Carbonate	NAD
Analyzed By: Ivan Reyes		Second Analyst: Roman Peysakhov		Comments: NOB PLM Inconclusive			
191 *56311 -79*	9TH FLOOR COURT ROOM #961	BASEBOARD MOLDING 6" - BLACK Color: BLACK	NOB-TEM ELAP Item 198.4		0.0% Vermiculite	35.7% Organic 11.9% Residue 52.4% Carbonate	NAD
Analyzed By: Ivan Reyes		Second Analyst: Roman Peysakhov		Comments: NOB PLM Inconclusive			
192 *56311 -80*	4TH FLOOR COURT ROOM #419	BASEBOARD MOLDING 6" - BLACK Color: BLACK	NOB-TEM ELAP Item 198.4		0.0% Vermiculite	35.6% Organic 10.4% Residue 54% Carbonate	NAD
Analyzed By: Ivan Reyes		Second Analyst: Roman Peysakhov		Comments: NOB PLM Inconclusive			
193 *56311 -81*	9TH FLOOR COURT ROOM #961	MASTIC ASSOCVIATED WITH BASEBOARD MOLDING 6" - BLACK Color: BROWN	NOB-TEM ELAP Item 198.4		0.0% Vermiculite	48.9% Organic 33% Residue 18.1% Carbonate	NAD
Analyzed By: Ivan Reyes		Second Analyst: Roman Peysakhov		Comments: NOB PLM Inconclusive			
194 *56311 -82*	4TH FLOOR COURT ROOM #419	MASTIC ASSOCVIATED WITH BASEBOARD MOLDING 6" - BLACK Color: BROWN	NOB-TEM ELAP Item 198.4		0.0% Vermiculite	71.9% Organic 18.1% Residue 10% Carbonate	NAD
Analyzed By: Ivan Reyes		Second Analyst: Roman Peysakhov		Comments: NOB PLM Inconclusive			

ATC Group Services LLC

104 E. 25th Street, 8th Floor
New York, NY 10010
Tel. 212-353-8280
Fax: 212-353-8306

Sample #	Location	Type of Material	Method	Non-Asbestos % Fibrous	Non-Asbestos % Non-Fibrous	NOB % Type	Asbestos % Type
201	1ST FLOOR CORRIDOR BY ROOM #122A	VAPOR BARRIER UNDER TERRAZZO FLOOR	NOB-TEM			44.9% Organic	
			ELAP Item 198.4			34.4% Residue	
56311 -83					0.0% Vermiculite	20.7% Carbonate	NAD
		Color: BLACK					
Analyzed By: Ivan Reyes		Second Analyst: Roman Peysakhov		Comments: NOB PLM Inconclusive			
202	1ST FLOOR CORRIDOR BY ROOM #122A	VAPOR BARRIER UNDER TERRAZZO FLOOR	NOB-TEM			54.4% Organic	
			ELAP Item 198.4			24.3% Residue	
56311 -84					0.0% Vermiculite	21.3% Carbonate	NAD
		Color: BLACK					
Analyzed By: Ivan Reyes		Second Analyst: Roman Peysakhov		Comments: NOB PLM Inconclusive			
203	1ST FLOOR CORRIDOR BY ROOM #122A	VAPOR BARRIER UNDER TERRAZZO FLOOR	NOB-TEM			39.3% Organic	
			ELAP Item 198.4			28.8% Residue	
56311 -85					0.0% Vermiculite	31.9% Carbonate	NAD
		Color: BLACK					
Analyzed By: Ivan Reyes		Second Analyst: Roman Peysakhov		Comments: NOB PLM Inconclusive			
207	5TH FLOOR COURT ROOM #525	CARPET GLUE	NOB-TEM			63.8% Organic	
			ELAP Item 198.4			30.1% Residue	
56311 -86					0.0% Vermiculite	6.1% Carbonate	NAD
		Color: YELLOW					
Analyzed By: Mei Wang		Second Analyst: Hongyan Ran		Comments: NOB PLM Inconclusive			
208	1ST FLOOR OFFICE #190A	CARPET GLUE	NOB-TEM			39.6% Organic	
			ELAP Item 198.4			22.5% Residue	
56311 -87					0.0% Vermiculite	37.9% Carbonate	NAD
		Color: YELLOW/GREEN					
Analyzed By: Mei Wang		Second Analyst: Hongyan Ran		Comments: NOB PLM Inconclusive			
212	10TH FLOOR FORECLOSURES & DIVORCE - ROOM #1047	12" X 12" VFT - BEIGE WITH WHITE BLOTCHES	NOB-TEM			17.1% Organic	
			ELAP Item 198.4			8.5% Residue	
56311 -88					0.0% Vermiculite	74.4% Carbonate	NAD
		Color: BEIGE					
Analyzed By: Mei Wang		Second Analyst: Hongyan Ran		Comments: NOB PLM Inconclusive			
213	10TH FLOOR FORECLOSURES & DIVORCE - ROOM #1047	12" X 12" VFT - BEIGE WITH WHITE BLOTCHES	NOB-TEM			16.1% Organic	
			ELAP Item 198.4			7.9% Residue	
56311 -89					0.0% Vermiculite	76% Carbonate	NAD
		Color: BEIGE					
Analyzed By: Mei Wang		Second Analyst: Hongyan Ran		Comments: NOB PLM Inconclusive			

ATC Group Services LLC

104 E. 25th Street, 8th Floor
New York, NY 10010
Tel. 212-353-8280
Fax: 212-353-8306

Sample #	Location	Type of Material	Method	Non-Asbestos % Fibrous	Non-Asbestos % Non-Fibrous	NOB % Type	Asbestos % Type
214 *56311 -90*	10TH FLOOR FORECLOSURES & DIVORCE - ROOM #1047	MASTIC ASSOCIATED WITH 12" X 12" VFT BEIGE WITH WHITE BLOTCHES Color: YELLOW	NOB-TEM ELAP Item 198.4		0.0% Vermiculite	80.5% Organic 17.8% Residue 1.7% Carbonate	NAD
Analyzed By: Mei Wang		Second Analyst: Hongyan Ran		Comments: NOB PLM Inconclusive			
215 *56311 -91*	10TH FLOOR FORECLOSURES & DIVORCE - ROOM #1047	MASTIC ASSOCIATED WITH 12" X 12" VFT BEIGE WITH WHITE BLOTCHES Color: YELLOW	NOB-TEM ELAP Item 198.4		0.0% Vermiculite	89.3% Organic 6.7% Residue 4% Carbonate	NAD
Analyzed By: Mei Wang		Second Analyst: Hongyan Ran		Comments: NOB PLM Inconclusive			
216 *56311 -92*	11TH FLOOR HALLWAY BY VESTIBULE #1128A	12" X 12" VFT - BLUE WITH WHITE BLOTCHES Color: BLUE	NOB-TEM ELAP Item 198.4		0.0% Vermiculite	20.5% Organic 17.4% Residue 62.1% Carbonate	NAD
Analyzed By: Mei Wang		Second Analyst: Hongyan Ran		Comments: NOB PLM Inconclusive			
217 *56311 -93*	4TH FLOOR HALLWAY BY ROOM #435A	12" X 12" VFT - BLUE WITH WHITE BLOTCHES Color: BLUE	NOB-TEM ELAP Item 198.4		0.0% Vermiculite	17.9% Organic 29.5% Residue 52.6% Carbonate	NAD
Analyzed By: Mei Wang		Second Analyst: Hongyan Ran		Comments: NOB PLM Inconclusive			
218 *56311 -94*	11TH FLOOR HALLWAY BY VESTIBULE #1128A	MASTIC ASSOCIATED WITH 12" X 12" VFT - BLUE WITH WHITE BLOTCHES Color: YELLOW	NOB-TEM ELAP Item 198.4		0.0% Vermiculite	88.2% Organic 10.1% Residue 1.7% Carbonate	NAD
Analyzed By: Mei Wang		Second Analyst: Hongyan Ran		Comments: NOB PLM Inconclusive			
219 *56311 -95*	4TH FLOOR HALLWAY BY ROOM #435A	MASTIC ASSOCIATED WITH 12" X 12" VFT - BLUE WITH WHITE BLOTCHES Color: YELLOW	NOB-TEM ELAP Item 198.4		0.0% Vermiculite	85.5% Organic 7.6% Residue 6.9% Carbonate	NAD
Analyzed By: Mei Wang		Second Analyst: Hongyan Ran		Comments: NOB PLM Inconclusive			
220 *56311 -96*	9TH FLOOR HALLWAY BY VESTIBULE #959A	12" X 12" VFT - PINK WITH WHITE BLOTCHES Color: PINK	NOB-TEM ELAP Item 198.4		0.0% Vermiculite	15.8% Organic 32.3% Residue 51.9% Carbonate	NAD
Analyzed By: Mei Wang		Second Analyst: Hongyan Ran		Comments: NOB PLM Inconclusive			

ATC Group Services LLC

104 E. 25th Street, 8th Floor
New York, NY 10010
Tel. 212-353-8280
Fax: 212-353-8306

Sample #	Location	Type of Material	Method	Non-Asbestos % Fibrous	Non-Asbestos % Non-Fibrous	NOB % Type	Asbestos % Type
221 *56311 -97*	5TH FLOOR HALLWAY BY VESTIBULE #536A	12" X 12" VFT - PINK WITH WHITE BLOTCHES Color: PINK	NOB-TEM ELAP Item 198.4		0.0% Vermiculite	16% Organic 39.9% Residue 44.1% Carbonate	NAD
Analyzed By: Mei Wang		Second Analyst: Hongyan Ran		Comments: NOB PLM Inconclusive			
222 *56311 -98*	9TH FLOOR HALLWAY BY VESTIBULES #959A	MASTIC ASSOCIATED WITH 12" X 12" VFT - PINK WITH WHITE BLOTCHES Color: YELLOW	NOB-TEM ELAP Item 198.4		0.0% Vermiculite	48.6% Organic 11.2% Residue 38.2% Carbonate	2% Chrysotile
Analyzed By: Mei Wang		Second Analyst: Hongyan Ran		Comments: NOB PLM Inconclusive			**Total Asbestos: 2.0 %**
223 *56311 -99*	5TH FLOOR HALLWAY BY VESTIBULES #536A	MASTIC ASSOCIATED WITH 12" X 12" VFT - PINK WITH WHITE BLOTCHES Color: YELLOW	NOB-PLM ELAP Item 198.6		0.0% Vermiculite	82.4% Organic 11.9% Residue 5.7% Carbonate	NAD
Analyzed By: Mei Wang				Comments: NOB-PLM inconclusive, positive stop, see #222			
224 *56311 -100*	9TH FLOOR HALLWAY BY ROOM #960D	12" X 12" VFT - BEIGE WITH BROWN BLOTCHES Color: BEIGE	NOB-TEM ELAP Item 198.4		0.0% Vermiculite	13.6% Organic 4% Residue 82.4% Carbonate	NAD
Analyzed By: Mei Wang		Second Analyst: Hongyan Ran		Comments: NOB PLM Inconclusive			
225 *56311 -101*	8TH FLOOR JURY ROOM #827E	12" X 12" VFT - BEIGE WITH BROWN BLOTCHES Color: BEIGE	NOB-TEM ELAP Item 198.4		0.0% Vermiculite	15.2% Organic 6.1% Residue 78.7% Carbonate	NAD
Analyzed By: Mei Wang		Second Analyst: Hongyan Ran		Comments: NOB PLM Inconclusive			
226 *56311 -102*	9TH FLOOR HALLWAY BY ROOM #960D	MASTIC ASSOCIATED WITH 12" X 12" VFT BEIGE WITH BROWN BLOTCHES Color: YELLOW	NOB-TEM ELAP Item 198.4		0.0% Vermiculite	66.8% Organic 23.4% Residue 9.8% Carbonate	NAD
Analyzed By: Mei Wang		Second Analyst: Hongyan Ran		Comments: NOB PLM Inconclusive			
227 *56311 -103*	8TH FLOOR JURY ROOM #827E	MASTIC ASSOCIATED WITH 12" X 12" VFT BEIGE WITH BROWN BLOTCHES Color: YELLOW	NOB-TEM ELAP Item 198.4		0.0% Vermiculite	31.6% Organic 48.4% Residue 20% Carbonate	NAD
Analyzed By: Mei Wang		Second Analyst: Hongyan Ran		Comments: NOB PLM Inconclusive			

ATC Group Services LLC

104 E. 25th Street, 8th Floor
New York, NY 10010
Tel. 212-353-8280
Fax: 212-353-8306

Sample #	Location	Type of Material	Method	Non-Asbestos % Fibrous	Non-Asbestos % Non-Fibrous	NOB % Type	Asbestos % Type
228	9TH FLOOR COURTROOM #938	12" X 12" VFT - PEACH WITH WHITE BLOTCHES	NOB-TEM			15.4% Organic 25.9% Residue	
56311 -104			ELAP Item 198.4		0.0% Vermiculite	58.7% Carbonate	NAD
		Color: BEIGE					
Analyzed By: Mei Wang		Second Analyst: Hongyan Ran			Comments: NOB PLM Inconclusive		
229	3RD FLOOR COURTROOM #319	12" X 12" VFT - PEACH WITH WHITE BLOTCHES	NOB-TEM			14.2% Organic 4.5% Residue	
56311 -105			ELAP Item 198.4		0.0% Vermiculite	81.3% Carbonate	NAD
		Color: BLACK/WHITE					
Analyzed By: Mei Wang		Second Analyst: Hongyan Ran			Comments: NOB PLM Inconclusive		
230	9TH FLOOR COURTROOM #938	MASTIC ASSOCIATED WITH 12" X 12" VFT PEACH WITH WHITE BLOTCHES	NOB-TEM			62% Organic 15.3% Residue	
56311 -106			ELAP Item 198.4		0.0% Vermiculite	22.7% Carbonate	NAD
		Color: YELLOW					
Analyzed By: Mei Wang		Second Analyst: Hongyan Ran			Comments: NOB PLM Inconclusive		
231	3RD FLOOR COURTROOM #319	MASTIC ASSOCIATED WITH 12" X 12" VFT PEACH WITH WHITE BLOTCHES	NOB-TEM			70.5% Organic 6.4% Residue	
56311 -107			ELAP Item 198.4		0.0% Vermiculite	23.1% Carbonate	NAD
		Color: BROWN					
Analyzed By: Mei Wang		Second Analyst: Hongyan Ran			Comments: NOB PLM Inconclusive		
232	8TH FLOOR VESTIBULE #827A	12" X 12" VFT - BURGUNDY WITH BLACK BLOTCHES	NOB-TEM			16.6% Organic 10.5% Residue	
56311 -108			ELAP Item 198.4		0.0% Vermiculite	72.9% Carbonate	NAD
		Color: RED					
Analyzed By: Mei Wang		Second Analyst: Hongyan Ran			Comments: NOB PLM Inconclusive		
233	7TH FLOOR JURY ROOM #737	12" X 12" VFT - BURGUNDY WITH BLACK BLOTCHES	NOB-TEM			18.7% Organic 13.2% Residue	
56311 -109			ELAP Item 198.4		0.0% Vermiculite	68.1% Carbonate	NAD
		Color: RED					
Analyzed By: Mei Wang		Second Analyst: Hongyan Ran			Comments: NOB PLM Inconclusive		
234	8TH FLOOR VESTIBULE #827A	MASTIC ASSOCIATED WITH 12" X 12" VFT - BURGUNDRY WITH BLACK BLOTCHES	NOB-TEM			76.3% Organic 12.5% Residue	
56311 -110			ELAP Item 198.4		0.0% Vermiculite	11.2% Carbonate	NAD
		Color: BLACK					
Analyzed By: Mei Wang		Second Analyst: Hongyan Ran			Comments: NOB PLM Inconclusive		

ATC Group Services LLC

104 E. 25th Street, 8th Floor
New York, NY 10010
Tel. 212-353-8280
Fax: 212-353-8306

Sample #	Location	Type of Material	Method	Non-Asbestos % Fibrous	Non-Asbestos % Non-Fibrous	NOB % Type	Asbestos % Type
235 *56311 -111*	7TH FLOOR JURY ROOM #737	MASTIC ASSOCIATED WITH 12" X 12" VFT - BURGUNDRY WITH BLACK BLOTCHES Color: BLACK	NOB-TEM ELAP Item 198.4		0.0% Vermiculite	64.6% Organic 18.3% Residue 17.1% Carbonate	NAD
Analyzed By: Mei Wang		Second Analyst: Hongyan Ran		Comments: NOB PLM Inconclusive			
236 *56311 -112*	8TH FLOOR HALLWAY BY ROOM #858A	12" X 12" VFT - GREEN WITH WHITE BLOTCHES Color: GREEN	NOB-TEM ELAP Item 198.4		0.0% Vermiculite	15.8% Organic 21.7% Residue 62.5% Carbonate	NAD
Analyzed By: Mei Wang		Second Analyst: Hongyan Ran		Comments: NOB PLM Inconclusive			
237 *56311 -113*	7TH FLOOR HALLWAY BY ROOM #736A	12" X 12" VFT - GREEN WITH WHITE BLOTCHES Color: GREEN	NOB-TEM ELAP Item 198.4		0.0% Vermiculite	16.4% Organic 10.5% Residue 73.1% Carbonate	NAD
Analyzed By: Mei Wang		Second Analyst: Hongyan Ran		Comments: NOB PLM Inconclusive			
238 *56311 -114*	8TH FLOOR HALLWAY BY ROOM #858A	MASTIC ASSOCIATED WITH 12" X 12" VFT - GREEN WITH WHITE BLOTCHES Color: YELLOW	NOB-TEM ELAP Item 198.4		0.0% Vermiculite	77.3% Organic 9.1% Residue 13.6% Carbonate	NAD
Analyzed By: Mei Wang		Second Analyst: Hongyan Ran		Comments: NOB PLM Inconclusive			
239 *56311 -115*	7TH FLOOR HALLWAY BY ROOM #736A	MASTIC ASSOCIATED WITH 12" X 12" VFT - GREEN WITH WHITE BLOTCHES Color: YELLOW	NOB-TEM ELAP Item 198.4		0.0% Vermiculite	57.8% Organic 10.6% Residue 31.6% Carbonate	NAD
Analyzed By: Mei Wang		Second Analyst: Hongyan Ran		Comments: NOB PLM Inconclusive			
240 *56311 -116*	7TH FLOOR VESTIBULE #744A	12" X 12" VFT - PINK WITH PURPLE BLOTCHES Color: PINK	NOB-TEM ELAP Item 198.4		0.0% Vermiculite	15.7% Organic 14.4% Residue 69.9% Carbonate	NAD
Analyzed By: Mei Wang		Second Analyst: Hongyan Ran		Comments: NOB PLM Inconclusive.			
241 *56311 -117*	4TH FLOOR JURY ROOM #417	12" X 12" VFT - PINK WITH PURPLE BLOTCHES Color: PINK	NOB-TEM ELAP Item 198.4		0.0% Vermiculite	18% Organic 9.4% Residue 66.4% Carbonate	6.2% Chrysotile
Analyzed By: Mei Wang		Second Analyst: Hongyan Ran		Comments: NOB PLM Inconclusive			**Total Asbestos: 6.2 %**

ATC Group Services LLC

104 E. 25th Street, 8th Floor
New York, NY 10010
Tel. 212-353-8280
Fax: 212-353-8306

Sample #	Location	Type of Material	Method	Non-Asbestos % Fibrous	Non-Asbestos % Non-Fibrous	NOB % Type	Asbestos % Type
242 *56311 -118*	7TH FLOOR VESTIBULE #744A	MASTIC ASSOCVIATED WITH 12" X 12" VFT - PINK WITH PURPLE BLOTCHES Color: YELLOW	NOB-TEM ELAP Item 198.4		0.0% Vermiculite	40.2% Organic 14.5% Residue 43.7% Carbonate	1.6% Chrysotile
Analyzed By: Mei Wang		Second Analyst: Hongyan Ran		Comments: NOB PLM Inconclusive			**Total Asbestos: 1.6 %**
243 *56311 -119*	4TH FLOOR JURY ROOM #417	MASTIC ASSOCVIATED WITH 12" X 12" VFT - PINK WITH PURPLE BLOTCHES Color: BLACK	NOB-PLM ELAP Item 198.6		0.0% Vermiculite	63.6% Organic 18.8% Residue 17.6% Carbonate	NAD
Analyzed By: Mei Wang				Comments: NOB-PLM inconclusive, positive stop, see #242			
244 *56311 -120*	7TH FLOOR COURT ROOM #774	12" X 12" VFT - BROWN WITH BEIGE BLOTCHES Color: BROWN	NOB-TEM ELAP Item 198.4		0.0% Vermiculite	15.8% Organic 7.5% Residue 76.7% Carbonate	NAD
Analyzed By: Mei Wang		Second Analyst: Hongyan Ran		Comments: NOB PLM Inconclusive			
245 *56311 -121*	3RD FLOOR COURTROOM #365	12" X 12" VFT - BROWN WITH BEIGE BLOTCHES Color: BROWN	NOB-TEM ELAP Item 198.4		0.0% Vermiculite	14.6% Organic 5% Residue 80.4% Carbonate	NAD
Analyzed By: Mei Wang		Second Analyst: Hongyan Ran		Comments: NOB PLM Inconclusive			
246 *56311 -122*	7TH FLOOR COURT ROOM #774	MASTIC ASSOCIATED WITH 12" X 12" VFT - BROWN WITH BEIGE BLOTCHES Color: GREY	NOB-TEM ELAP Item 198.4		0.0% Vermiculite	23.6% Organic 32% Residue 44.4% Carbonate	NAD
Analyzed By: Mei Wang		Second Analyst: Hongyan Ran		Comments: NOB PLM Inconclusive			
247 *56311 -123*	3RD FLOOR COURTROOM #365	MASTIC ASSOCIATED WITH 12" X 12" VFT - BROWN WITH BEIGE BLOTCHES Color: YELLOW	NOB-TEM ELAP Item 198.4		0.0% Vermiculite	80.7% Organic 17.5% Residue 1.8% Carbonate	NAD
Analyzed By: Mei Wang		Second Analyst: Hongyan Ran		Comments: NOB PLM Inconclusive			
248 *56311 -124*	4TH FLOOR JURY ROOM #427	12" X 12" VFT - BEIGE WITH BROWN BLOTCHES ORANGE HUES Color: BEIGE	NOB-PLM ELAP Item 198.6		0.0% Vermiculite	21.9% Organic 16% Residue 58.1% Carbonate	4% Chrysotile
Analyzed By: Mei Wang							**Total Asbestos: 4.0 %**

ATC Group Services LLC

104 E. 25th Street, 8th Floor
New York, NY 10010
Tel. 212-353-8280
Fax: 212-353-8306

Sample #	Location	Type of Material	Method	Non-Asbestos % Fibrous	Non-Asbestos % Non-Fibrous	NOB % Type	Asbestos % Type
249 *56311 -125*	3RD FLOOR JURY ROOM #372	12" X 12" VFT - BEIGE WITH BROWN BLOTCHES ORANGE HUES Color: BEIGE	NOB-PREP ELAP Item 198.6			25.8% Organic 45.2% Residue 29% Carbonate	NOT ANALYZED
Analyzed By: Mei Wang				Comments: Not analyzed by NOB PLM, positive stop, see #248			
250 *56311 -126*	4TH FLOOR JURY ROOM #427	MASTIC ASSOCIATED WITH 12" X 12" VFT - BEIGE WITH BROWN BLOTCHES ORANGE HUES Color: BLACK	NOB-TEM ELAP Item 198.4		0.0% Vermiculite	49.8% Organic 15.3% Residue 31.1% Carbonate	3.8% Chrysotile
Analyzed By: Mei Wang	Second Analyst: Hongyan Ran			Comments: NOB PLM Inconclusive			**Total Asbestos: 3.8 %**
251 *56311 -127*	3RD FLOOR JURY ROOM #372	MASTIC ASSOCIATED WITH 12" X 12" VFT - BEIGE WITH BROWN BLOTCHES ORANGE HUES Color: BLACK	NOB-PLM ELAP Item 198.6		0.0% Vermiculite	68.2% Organic 20.6% Residue 11.2% Carbonate	NAD
Analyzed By: Mei Wang				Comments: NOB-PLM inconclusive, positive stop, see #250			
252 *56311 -128*	3RD FLOOR COURT ROOM #319	12" X 12" VFT - BURGUNDY WITH BLUE BLOTCHES Color: BURGUNDRY	NOB-TEM ELAP Item 198.4		0.0% Vermiculite	15.3% Organic 3.9% Residue 80.8% Carbonate	NAD
Analyzed By: Mei Wang	Second Analyst: Hongyan Ran			Comments: NOB PLM Inconclusive			
253 *56311 -129*	3RD FLOOR COURT ROOM #319	12" X 12" VFT - BURGUNDY WITH BLUE BLOTCHES Color: BURGUNDRY	NOB-TEM ELAP Item 198.4		0.0% Vermiculite	15.3% Organic 17.6% Residue 67.1% Carbonate	NAD
Analyzed By: Mei Wang	Second Analyst: Hongyan Ran			Comments: NOB PLM Inconclusive			
254 *56311 -130*	3RD FLOOR COURT ROOM #319	MASTIC ASSOCIATED WITH 12" X 12" VFT - BURGUNDY WITH BLIE BLOTCHES Color: YELLOW	NOB-TEM ELAP Item 198.4		0.0% Vermiculite	81.8% Organic 13.2% Residue 5% Carbonate	NAD
Analyzed By: Mei Wang	Second Analyst: Hongyan Ran			Comments: NOB PLM Inconclusive			
255 *56311 -131*	3RD FLOOR COURT ROOM #319	MASTIC ASSOCIATED WITH 12" X 12" VFT - BURGUNDY WITH BLIE BLOTCHES Color: YELLOW	NOB-TEM ELAP Item 198.4		0.0% Vermiculite	88.7% Organic 6.2% Residue 5.1% Carbonate	NAD
Analyzed By: Mei Wang	Second Analyst: Hongyan Ran			Comments: NOB PLM Inconclusive			

ATC Group Services LLC

104 E. 25th Street, 8th Floor
New York, NY 10010
Tel. 212-353-8280
Fax: 212-353-8306

Sample #	Location	Type of Material	Method	Non-Asbestos % Fibrous	Non-Asbestos % Non-Fibrous	NOB % Type	Asbestos % Type
258 *56311 -132*	2ND FLOOR SMOKE ROOM #245A	MASTIC ASSOCIATED WITH 12" X 12" VFT - MARBLE Color: BLACK	NOB-TEM ELAP Item 198.4		0.0% Vermiculite	33.2% Organic 12.9% Residue 53.9% Carbonate	NAD
Analyzed By: Mei Wang	Second Analyst: Hongyan Ran			Comments: NOB PLM Inconclusive			
259 *56311 -133*	2ND FLOOR SMOKE ROOM #246A	MASTIC ASSOCIATED WITH 12" X 12" VFT - MARBLE Color: BLACK	NOB-TEM ELAP Item 198.4		0.0% Vermiculite	41.3% Organic 28.7% Residue 30% Carbonate	NAD
Analyzed By: Mei Wang	Second Analyst: Hongyan Ran			Comments: NOB PLM Inconclusive			
260 *56311 -134*	CEELLAR COPY ROOM #94	12" X 12" VFT - GRAY WITH WHITE BLOTCHES Color: GREY	NOB-TEM ELAP Item 198.4		0.0% Vermiculite	30.8% Organic 33.1% Residue 36.1% Carbonate	NAD
Analyzed By: Mei Wang	Second Analyst: Hongyan Ran			Comments: NOB PLM Inconclusive			
261 *56311 -135*	1ST FLOOR VESTIBULE #184C	12" X 12" VFT - GRAY WITH WHITE BLOTCHES Color: GREY	NOB-TEM ELAP Item 198.4		0.0% Vermiculite	33.3% Organic 28.2% Residue 38.5% Carbonate	NAD
Analyzed By: Mei Wang	Second Analyst: Hongyan Ran			Comments: NOB PLM Inconclusive			
262 *56311 -136*	1ST FLOOR COPY ROOM #94	MASTIC ASSOCIATED WITH 12" X 12" VFT - GRAY WITH WHITE BLOTCHES Color: BLACK	NOB-TEM ELAP Item 198.4		0.0% Vermiculite	80.8% Organic 8.6% Residue 10.6% Carbonate	NAD
Analyzed By: Mei Wang	Second Analyst: Hongyan Ran			Comments: NOB PLM Inconclusive			
263 *56311 -137*	1ST FLOOR VESTIBULE #184C	MASTIC ASSOCIATED WITH 12" X 12" VFT - GRAY WITH WHITE BLOTCHES Color: YELLOW	NOB-TEM ELAP Item 198.4		0.0% Vermiculite	83.7% Organic 9% Residue 7.3% Carbonate	NAD
Analyzed By: Mei Wang	Second Analyst: Hongyan Ran			Comments: NOB PLM Inconclusive			
264 *56311 -138*	CELLAR COPY ROOM #94	12" X 12" VFT - CREAM WITH BROWN BLOTCHES Color: CREAM	NOB-TEM ELAP Item 198.4		0.0% Vermiculite	18.8% Organic 10.1% Residue 71.1% Carbonate	NAD
Analyzed By: Mei Wang	Second Analyst: Hongyan Ran			Comments: NOB PLM Inconclusive			

ATC Group Services LLC

104 E. 25th Street, 8th Floor
New York, NY 10010
Tel. 212-353-8280
Fax: 212-353-8306

Sample #	Location	Type of Material	Method	Non-Asbestos % Fibrous	Non-Asbestos % Non-Fibrous	NOB % Type	Asbestos % Type
265 *56311 -139*	CELLAR COPY ROOM #94	12" X 12" VFT - CREAM WITH BROWN BLOTCHES Color: CREAM	NOB-TEM ELAP Item 198.4		0.0% Vermiculite	18.9% Organic 5.3% Residue 75.8% Carbonate	NAD
Analyzed By: Mei Wang		Second Analyst: Hongyan Ran		Comments: NOB PLM Inconclusive			
266 *56311 -140*	CELLAR COPY ROOM #94	MASTIC ASSOCIATED WITH 12" X 12" VFT CREAM WITH BROWN BLOTCHES Color: BLACK	NOB-TEM ELAP Item 198.4		0.0% Vermiculite	58.6% Organic 14.7% Residue 26.7% Carbonate	NAD
Analyzed By: Mei Wang		Second Analyst: Hongyan Ran		Comments: NOB PLM Inconclusive			
267 *56311 -141*	CELLAR COPY ROOM #94	MASTIC ASSOCIATED WITH 12" X 12" VFT CREAM WITH BROWN BLOTCHES Color: BLACK	NOB-TEM ELAP Item 198.4		0.0% Vermiculite	62.3% Organic 11.3% Residue 26.4% Carbonate	NAD
Analyzed By: Mei Wang		Second Analyst: Hongyan Ran		Comments: NOB PLM Inconclusive			
268 *56311 -142*	1ST FLOOR OFFICE #190A	12" X 12" VFT - LIGHT BLUE WITH BLUE BLOTCHES Color: LIGHT BLUE	NOB-TEM ELAP Item 198.4		0.0% Vermiculite	17.1% Organic 4.1% Residue 78.8% Carbonate	NAD
Analyzed By: Mei Wang		Second Analyst: Hongyan Ran		Comments: NOB PLM Inconclusive			
269 *56311 -143*	1ST FLOOR OFFICE #190A	12" X 12" VFT - LIGHT BLUE WITH BLUE BLOTCHES Color: LIGHT BLUE	NOB-TEM ELAP Item 198.4		0.0% Vermiculite	16.4% Organic 5.4% Residue 78.2% Carbonate	NAD
Analyzed By: Mei Wang		Second Analyst: Hongyan Ran		Comments: NOB PLM Inconclusive			
270 *56311 -144*	1ST FLOOR OFFICE #190A	MASTIC ASSOCIATED WITH 12" X 12" VFT - LIGHT BLUE WITH BLUE BLOTCHES Color: BLACK/BROWN	NOB-TEM ELAP Item 198.4		0.0% Vermiculite	88.9% Organic 5.4% Residue 5.7% Carbonate	NAD
Analyzed By: Mei Wang		Second Analyst: Hongyan Ran		Comments: NOB PLM Inconclusive			
271 *56311 -145*	1ST FLOOR OFFICE #190A	MASTIC ASSOCIATED WITH 12" X 12" VFT - LIGHT BLUE WITH BLUE BLOTCHES Color: BLACK/BROWN	NOB-TEM ELAP Item 198.4		0.0% Vermiculite	82.8% Organic 5.7% Residue 11.5% Carbonate	NAD
Analyzed By: Mei Wang		Second Analyst: Hongyan Ran		Comments: NOB PLM Inconclusive			

ATC Group Services LLC

104 E. 25th Street, 8th Floor
New York, NY 10010
Tel. 212-353-8280
Fax: 212-353-8306

Sample #	Location	Type of Material	Method	Non-Asbestos % Fibrous	Non-Asbestos % Non-Fibrous	NOB % Type	Asbestos % Type
272 *56311 -146*	CELLAR COPY ROOM #94	12' X 12" VFT - GREEN WITH DARK GREEN BLOTCHES Color: GREEN	NOB-TEM ELAP Item 198.4		0.0% Vermiculite	25.7% Organic 12.4% Residue 61.9% Carbonate	NAD
Analyzed By: Mei Wang		Second Analyst: Hongyan Ran		Comments: NOB PLM Inconclusive			
273 *56311 -147*	CELLAR COPY ROOM #94	12' X 12" VFT - GREEN WITH DARK GREEN BLOTCHES Color: GREEN	NOB-TEM ELAP Item 198.4		0.0% Vermiculite	26.6% Organic 13.5% Residue 59.9% Carbonate	NAD
Analyzed By: Mei Wang		Second Analyst: Hongyan Ran		Comments: NOB PLM Inconclusive			
274 *56311 -148*	CELLAR COPY ROOM #94	MASTIC ASSOCIATED WITH 12" X 12" VFT - GREEN WITH DARK GREEN BLOTCHES Color: YELLOW	NOB-TEM ELAP Item 198.4		0.0% Vermiculite	92% Organic 4.4% Residue 3.6% Carbonate	NAD
Analyzed By: Mei Wang		Second Analyst: Hongyan Ran		Comments: NOB PLM Inconclusive			
275 *56311 -149*	CELLAR COPY ROOM #94	MASTIC ASSOCIATED WITH 12" X 12" VFT - GREEN WITH DARK GREEN BLOTCHES Color: YELLOW	NOB-TEM ELAP Item 198.4		0.0% Vermiculite	90.5% Organic 8.2% Residue 1.3% Carbonate	NAD
Analyzed By: Mei Wang		Second Analyst: Hongyan Ran		Comments: NOB PLM Inconclusive			
276 *56311 -150*	1ST FLOOR CASHIER COUNTER ROOM #192B	12" X 12" VFT - RED WITH BEIGE BLOTCHES Color: RED	NOB-PLM ELAP Item 198.6		0.0% Vermiculite	30.1% Organic 21.4% Residue 44.7% Carbonate	3.8% Chrysotile
Analyzed By: Mei Wang							**Total Asbestos: 3.8 %**
277 *56311 -151*	1ST FLOOR CASHIER COUNTER ROOM #192B	12" X 12" VFT - RED WITH BEIGE BLOTCHES Color: RED	NOB-PREP ELAP Item 198.6			29.6% Organic 30.7% Residue 39.7% Carbonate	NOT ANALYZED
Analyzed By: Mei Wang				Comments: Not analyzed by NOB PLM, positive stop, see #276			
278 *56311 -152*	1ST FLOOR CASHIER COUNTER ROOM #192B	MASTIC ASSOCIATED WITH 12" X 12" VFTT - RED WITH BEIGE BLOTCHES Color: BLACK	NOB-TEM ELAP Item 198.4		0.0% Vermiculite	43.1% Organic 35.2% Residue 21.7% Carbonate	NAD
Analyzed By: Mei Wang		Second Analyst: Hongyan Ran		Comments: NOB PLM Inconclusive			

ATC Group Services LLC

104 E. 25th Street, 8th Floor
New York, NY 10010
Tel. 212-353-8280
Fax: 212-353-8306

Sample #	Location	Type of Material	Method	Non-Asbestos % Fibrous	Non-Asbestos % Non-Fibrous	NOB % Type	Asbestos % Type
279 *56311 -153*	1ST FLOOR CASHIER COUNTER ROOM #192B	MASTIC ASSOCIATED WITH 12" X 12" VFTT - RED WITH BEIGE BLOTCHES Color: BLACK	NOB-TEM ELAP Item 198.4		0.0% Vermiculite	47.9% Organic 35.9% Residue 16.2% Carbonate	NAD
Analyzed By: Mei Wang		Second Analyst: Hongyan Ran		Comments: NOB PLM Inconclusive			
283 *56311 -154*	11TH FLOOR HALLWAY BY VESTIBULE #1128A	9" X 9" VFTT UNDER 12" X 12" VFT Color: BROWN	NOB-PLM ELAP Item 198.6		0.0% Vermiculite	31% Organic 32.9% Residue 30.3% Carbonate	5.8% Chrysotile
Analyzed By: Mei Wang							**Total Asbestos: 5.8 %**
284 *56311 -155*	9TH FLOOR COURT ROOM #938	9" X 9" VFTT UNDER 12" X 12" VFT Color: BROWN	NOB-PREP ELAP Item 198.6			30.4% Organic 32.6% Residue 37% Carbonate	NOT ANALYZED
Analyzed By: Mei Wang				Comments: Not analyzed by NOB PLM, positive stop, see #283			
285 *56311 -156*	3RD FLOOR COURT ROOM #319	9" X 9" VFTT UNDER 12" X 12" VFT Color: BROWN	NOB-PREP ELAP Item 198.6			32.9% Organic 26.1% Residue 41% Carbonate	NOT ANALYZED
Analyzed By: Mei Wang				Comments: Not analyzed by NOB PLM, positive stop, see #283			
286 *56311 -157*	8TH FLOOR HALLWAY BY ROOM #858A	9" X 9" VFTT UNDER 12" X 12" VFT Color: BROWN	NOB-PREP ELAP Item 198.6			32.9% Organic 5.9% Residue 61.2% Carbonate	NOT ANALYZED
Analyzed By: Mei Wang				Comments: Not analyzed by NOB PLM, positive stop, see #283			
287 *56311 -158*	7TH FLOOR VESTIBULE #744A	9" X 9" VFTT UNDER 12" X 12" VFT Color: BROWN	NOB-PREP ELAP Item 198.6			26.4% Organic 47.1% Residue 26.5% Carbonate	NOT ANALYZED
Analyzed By: Mei Wang				Comments: Not analyzed by NOB PLM, positive stop, see #283			
288 *56311 -159*	11TH FLOOR HALLWAY BY VESTIBULE #1128A	MASTIC ASSOCIATED WITH 9" X 9" VFT UNDER 12" X 12" VFT Color: BLACK	NOB-TEM ELAP Item 198.4		0.0% Vermiculite	67.5% Organic 12.8% Residue 19.7% Carbonate	NAD
Analyzed By: Mei Wang		Second Analyst: Hongyan Ran		Comments: NOB PLM Inconclusive			

ATC Group Services LLC

104 E. 25th Street, 8th Floor
New York, NY 10010
Tel. 212-353-8280
Fax: 212-353-8306

Sample #	Location	Type of Material	Method	Non-Asbestos % Fibrous	Non-Asbestos % Non-Fibrous	NOB % Type	Asbestos % Type
289 *56311 -160*	9TH FLOOR COURT ROOM #938	MASTIC ASSOCIATED WITH 9" X 9" VFT UNDER 12" X 12" VFT Color: BROWN	NOB-TEM ELAP Item 198.4		0.0% Vermiculite	23.7% Organic 44.7% Residue 31.6% Carbonate	NAD
Analyzed By: Mei Wang		Second Analyst: Hongyan Ran		Comments: NOB PLM Inconclusive			
290 *56311 -161*	3RD FLOOR COURT ROOM, #319	MASTIC ASSOCIATED WITH 9" X 9" VFT UNDER 12" X 12" VFT Color: BROWN	NOB-TEM ELAP Item 198.4		0.0% Vermiculite	32.2% Organic 67% Residue 0.8% Carbonate	NAD
Analyzed By: Mei Wang		Second Analyst: Hongyan Ran		Comments: NOB PLM Inconclusive			
291 *56311 -162*	8TH FLOOR HALLWAY BY ROOM #858A	MASTIC ASSOCIATED WITH 9" X 9" VFT UNDER 12" X 12" VFT Color: BROWN	NOB-TEM ELAP Item 198.4		0.0% Vermiculite	61.7% Organic 4.6% Residue 33.7% Carbonate	NAD
Analyzed By: Mei Wang		Second Analyst: Hongyan Ran		Comments: NOB PLM Inconclusive			
292 *56311 -163*	7TH FLOOR VESTIBULE #744A	MASTIC ASSOCIATED WITH 9" X 9" VFT UNDER 12" X 12" VFT Color: BROWN	NOB-TEM ELAP Item 198.4		0.0% Vermiculite	78.3% Organic 15.7% Residue 4.3% Carbonate	1.7% Chrysotile
Analyzed By: Mei Wang		Second Analyst: Hongyan Ran		Comments: NOB PLM Inconclusive			**Total Asbestos: 1.7 %**
293 *56311 -164*	9TH FLOOR COURT ROOM #961	9" X 9" VFT - BROWN WITH BEIGE BLOTCHES AND ORANGE HUES Color: BROWN	NOB-PLM ELAP Item 198.6		0.0% Vermiculite	31.7% Organic 22% Residue 41.4% Carbonate	4.9% Chrysotile
Analyzed By: Mei Wang							**Total Asbestos: 4.9 %**
294 *56311 -165*	5TH FLOOR COURT ROOM #525	9" X 9" VFT - BROWN WITH BEIGE BLOTCHES AND ORANGE HUES Color: BROWN	NOB-PREP ELAP Item 198.6			39.4% Organic 8.6% Residue 52% Carbonate	NOT ANALYZED
Analyzed By: Mei Wang				Comments: Not analyzed by NOB PLM, positive stop, see #293			
295 *56311 -166*	9TH FLOOR COURT ROOM #961	MASTIC ASSOCIATED WITH 9" X 9" VFT - BROWN WITH BEIGE BLOTCHES AND ORANGE HUES Color: BROWN	NOB-TEM ELAP Item 198.4		0.0% Vermiculite	36.3% Organic 46.9% Residue 16.8% Carbonate	NAD
Analyzed By: Mei Wang		Second Analyst: Hongyan Ran		Comments: NOB PLM Inconclusive			

ATC Group Services LLC

104 E. 25th Street, 8th Floor
New York, NY 10010
Tel. 212-353-8280
Fax: 212-353-8306

Sample #	Location	Type of Material	Method	Non-Asbestos % Fibrous	Non-Asbestos % Non-Fibrous	NOB % Type	Asbestos % Type
296 *56311 -167*	5TH FLOOR COURT ROOM #525	MASTIC ASSOCIATED WITH 9" X 9" VFT - BROWN WITH BEIGE BLOTCHES AND ORANGE HUES Color: BLACK	NOB-TEM ELAP Item 198.4		0.0% Vermiculite	62.8% Organic 21.5% Residue 15.7% Carbonate	NAD
Analyzed By: Mei Wang		Second Analyst: Hongyan Ran		Comments: NOB PLM Inconclusive			
297 *56311 -168*	7TH FLOOR COURT ROOM #725	9' X 9" VFT - BEIGE WITH WHITE BLOTCHES Color: BEIGE	NOB-PLM ELAP Item 198.6		0.0% Vermiculite	38.4% Organic 15.8% Residue 41.8% Carbonate	4% Chrysotile
Analyzed By: Mei Wang							**Total Asbestos: 4.0 %**
298 *56311 -169*	7TH FLOOR COURT ROOM #725	9' X 9" VFT - BEIGE WITH WHITE BLOTCHES Color: BEIGE	NOB-PREP ELAP Item 198.6			38.4% Organic 19.9% Residue 41.7% Carbonate	NOT ANALYZED
Analyzed By: Mei Wang				Comments: Not analyzed by NOB PLM, positive stop, see #297			
299 *56311 -170*	7TH FLOOR COURT ROOM #725	MASTIC ASSOCIATED 9" X 9" VFT - BEIGE WITH WHITE BLOTCHES Color: BLACK	NOB-TEM ELAP Item 198.4		0.0% Vermiculite	53% Organic 39.6% Residue 3% Carbonate	4.4% Chrysotile
Analyzed By: Mei Wang		Second Analyst: Hongyan Ran		Comments: NOB PLM Inconclusive			**Total Asbestos: 4.4 %**
300 *56311 -171*	7TH FLOOR COURT ROOM #725	MASTIC ASSOCIATED 9" X 9" VFT - BEIGE WITH WHITE BLOTCHES Color: BLACK	NOB-PLM ELAP Item 198.6		0.0% Vermiculite	50% Organic 38.6% Residue 11.4% Carbonate	NAD
Analyzed By: Mei Wang				Comments: NOB-PLM inconclusive, positive stop, see #299			
301 *56311 -172*	5TH FLOOR COURT ROOM #524	9" X 9' VFT - GRAY WITH WHITE BLOTCHES AND ORANGE HUES Color: GREY	NOB-TEM ELAP Item 198.4		0.0% Vermiculite	35.6% Organic 20.7% Residue 34.9% Carbonate	8.8% Chrysotile
Analyzed By: Mei Wang		Second Analyst: Hongyan Ran		Comments: NOB PLM Inconclusive			**Total Asbestos: 8.8 %**
302 *56311 -173*	5TH FLOOR COURT ROOM #524	9" X 9' VFT - GRAY WITH WHITE BLOTCHES AND ORANGE HUES Color: GREY	NOB-PLM ELAP Item 198.6		0.0% Vermiculite	36% Organic 36.6% Residue 27.4% Carbonate	NAD
Analyzed By: Mei Wang				Comments: NOB-PLM inconclusive, positive stop, see #301			

ATC Group Services LLC

104 E. 25th Street, 8th Floor
New York, NY 10010
Tel. 212-353-8280
Fax: 212-353-8306

Sample #	Location	Type of Material	Method	Non-Asbestos % Fibrous	Non-Asbestos % Non-Fibrous	NOB % Type	Asbestos % Type
303 *56311 -174*	5TH FLOOR COURT ROOM #524	MASTIC ASSOCIATED WITH 9" X 9" VFT - GRAY WITH WHITE BLOTCHES AND ORANGE HUES Color: BLACK	NOB-TEM ELAP Item 198.4		0.0% Vermiculite	40% Organic 40% Residue 15.5% Carbonate	4.5% Chrysotile
Analyzed By: Mei Wang		Second Analyst: Hongyan Ran		Comments: NOB PLM Inconclusive			**Total Asbestos: 4.5 %**
304 *56311 -175*	5TH FLOOR COURT ROOM #524	MASTIC ASSOCIATED WITH 9" X 9" VFT - GRAY WITH WHITE BLOTCHES AND ORANGE HUES Color: BLACK	NOB-PLM ELAP Item 198.6		0.0% Vermiculite	42.8% Organic 31.7% Residue 25.5% Carbonate	NAD
Analyzed By: Mei Wang				Comments: NOB-PLM inconclusive, positive stop, see #303			
305 *56311 -176*	1ST FLOOR VESTIBULE BY ROOM #192B	9" X 9" VFT - RED WITH BEIGE BLOTCHES Color: RED	NOB-PLM ELAP Item 198.6		0.0% Vermiculite	24.6% Organic 44.6% Residue 24.7% Carbonate	6.1% Chrysotile
Analyzed By: Mei Wang							**Total Asbestos: 6.1 %**
306 *56311 -177*	1ST FLOOR VESTIBULE BY ROOM #192B	9" X 9" VFT - RED WITH BEIGE BLOTCHES Color: RED	NOB-PREP ELAP Item 198.6			30.1% Organic 50% Residue 19.9% Carbonate	NOT ANALYZED
Analyzed By: Mei Wang				Comments: Not analyzed by NOB PLM, positive stop, see #305			
307 *56311 -178*	1ST FLOOR VESTIBULE BY ROOM #192B	MASTIC ASSOCIATED WITH 9" X 9" VFT - RED WITH BEIGE BLOTCHES Color: BLACK	NOB-TEM ELAP Item 198.4		0.0% Vermiculite	69.5% Organic 14.1% Residue 13.9% Carbonate	2.5% Chrysotile
Analyzed By: Mei Wang		Second Analyst: Hongyan Ran		Comments: NOB PLM Inconclusive			**Total Asbestos: 2.5 %**
308 *56311 -179*	1ST FLOOR VESTIBULE BY ROOM #192B	MASTIC ASSOCIATED WITH 9" X 9" VFT - RED WITH BEIGE BLOTCHES Color: BLACK	NOB-PLM ELAP Item 198.6		0.0% Vermiculite	65.9% Organic 20% Residue 14.1% Carbonate	NAD
Analyzed By: Mei Wang				Comments: NOB-PLM inconclusive, positive stop, see #307			
309 *56311 -180*	CELLAR COPY ROOM #94	9" X 9" VFT - DARK BROWN WITH BEIGE BLOTCHES Color: DARK BROWN	NOB-PLM ELAP Item 198.6		0.0% Vermiculite	32.2% Organic 35.9% Residue 25.6% Carbonate	6.3% Chrysotile
Analyzed By: Mei Wang							**Total Asbestos: 6.3 %**

ATC Group Services LLC

104 E. 25th Street, 8th Floor
New York, NY 10010
Tel. 212-353-8280
Fax: 212-353-8306

Sample #	Location	Type of Material	Method	Non-Asbestos % Fibrous	Non-Asbestos % Non-Fibrous	NOB % Type	Asbestos % Type
310 *56311 -181*	CELLAR COPY ROOM #94	9" X 9" VFT - DARK BROWN WITH BEIGE BLOTCHES Color: DARK BROWN	NOB-PREP ELAP Item 198.6			28.6% Organic 51.2% Residue 20.2% Carbonate	NOT ANALYZED
Analyzed By: Mei Wang				Comments: Not analyzed by NOB PLM, positive stop, see #309			
311 *56311 -182*	CELLAR COPY ROOM #94	MASTIC ASSOCIATED WITH 9" X 9" VFT - DARK BROWN WITH BEIGE BLOTCHES Color: BLACK	NOB-TEM ELAP Item 198.4		0.0% Vermiculite	50.5% Organic 12.6% Residue 36.9% Carbonate	NAD
Analyzed By: Mei Wang	Second Analyst: Hongyan Ran			Comments: NOB PLM Inconclusive			
312 *56311 -183*	CELLAR COPY ROOM #94	MASTIC ASSOCIATED WITH 9" X 9" VFT - DARK BROWN WITH BEIGE BLOTCHES Color: BLACK	NOB-TEM ELAP Item 198.4		0.0% Vermiculite	53.4% Organic 10.6% Residue 36% Carbonate	NAD
Analyzed By: Mei Wang	Second Analyst: Hongyan Ran			Comments: NOB PLM Inconclusive			

ATC Group Services LLC

104 E. 25th Street, 8th Floor
New York, NY 10010
Tel. 212-353-8280
Fax: 212-353-8306

Sample #	Location	Type of Material	Method	Non-Asbestos % Fibrous	Non-Asbestos % Non-Fibrous	NOB % Type	Asbestos % Type

NOTES:

1) The Limit of Detection is the same as the Reporting Limit for these results.

2) The Reporting Limit (RL) is the Limit of Quantitation. For point counts the limit of quantitation of 0.25%; based on one asbestos point counter over 400 non-empty points.

3) Asbestos Containing Material (ACM) Definition: > 1% asbestos by weight is considered an ACM

4) Disclaimer: The laboratory is not responsible for sample collection. Please refer to enclosed letter. This report may not be reproduced, except in full, without written approval by ATC Group Services. This report may not be used to claim product endorsement by NVLAP or any other agency of the U.S. Government. This report relates only to the samples reported above as described in the chain of custody. Quality control data is available upon request.

5) Accredited by NVLAP #101187-0 and by NY State ELAP #10879

6) Confidentiality Notice: The document(s) contained herein are confidential and privileged information, intended for the exclusive use of the individual or entity named above.

7) Liability Notice: ATC Group Services and its personnel shall not be liable for any misinformation provided to us by the client regarding these samples. This report relates only to samples submitted and analy

8) Asbestos results are reliable to 2 significant figures.

9) The condition of all samples was acceptable upon receipt.

10) The laboratory certifies that the test results meet all requirements of NELAC.

11) Supplement to test report batch # _____. Amendments: ____. Amendment Dates: _____. Amended by: _____

12) PLM Letter is attached on this report.

13) TRACE: The result is reported as Trace when No points are counted and asbestos is identified. For ELAP Trace is < 1%.

14) ATC Group Services certifies that this report is an accurate and authentic report of the results obtained from the laboratory analysis

15) The uncertainty for these test results is available upon request.

16) ELAP requires method ELAP 198.1 for the analysis of samples containing ≤ 10% vermiculite. For samples containing > 10% vermiculite ELAP requires methods ELAP 198.1 followed by ELAP 198.6. "This method does not remove vermiculite and may underestimate the level of asbestos present in a sample containing greater than 10% vermiculite."

17) NAD = No Asbestos Detected.

Feyza Gungor
Analyst:

Roman Peysakhov
Analyst:

Hongyan Ran
Analyst:

Mei Wang/Ivan Reyes
Analyst:

Mei Wang
Approved by
Quality Manager:

METRO ANALYTICAL LABORATORIES
255 West 36th St., Suite #101
New York, NY 10018
p: (212) 695-0165 f: (212) 695-0183

ANALYSIS of LEAD PAINT CHIP SAMPLES

Client:	**Precision Environmental Inc**	Contract:	**Ms. Yumi Moriwaki - Ronnette Riley Architect**	**Metro Lab ID #:**	**L23020253**
Address:	36-15A 23rd St	Client Job #:	**2352-23-0001**		
	Long Island City NY 11106	Location:	**360 Adams Street**		
	P: (718) 383-2626 F: (718) 383-7780		**Kings County Supreme court - Thoughout**	Sample Received:	02/25/2023
			Brooklyn NY 11201	Lead Analysis Date:	02/25/2023
Contact:	**Andreas C. Andreou**	Sampled By:	N.C., C.M.		
	M:	Sampled Date:	02/25/2023	Reported By:	Marian Zaki
	E: info@precision-enviro.com	Turnaround Time:	48 hrs	Report Date:	02/28/2023

Summary of Analysis

LAB ID #	Client Sample #	Sample Description	Area (cm^2)	Lead Reading (µg Pb / ml)	Lead Concentration (mg/cm^2)	Lead Concentration % wt
1	01	11TH FLOOR, ROOM #1168, WOMEN'S BATHROOM - BATHROOM PARTITION - BLUE - METAL		1.52		0.07%
2	02	11TH FLOOR, ROOM #1168A, VESTIBULE - DOOR - BLUE - WOOD		1.75		0.07%
3	03	11TH FLOOR, ROOM #1168A, VESTIBULE - DOOR CASE - BLUE - METAL		1.77		0.07%
4	04	11TH FLOOR, ROOM #1168A, VESTIBULE - DOOR VENT - BLUE - METAL		1.78		0.07%
5	05	11TH FLOOR, ROOM #1168, WOMEN'S BATHROOM - WALL - WHITE - PLASTER		2.16		0.11%
6	06	10TH FLOOR, ROOM #1053A, JANITOR CLOSET - CEILING TILE - BEIGE - METAL		0.27		< 0.03%
7	07	10TH FLOOR, ROOM #1053B, STORAGE ROOM - DOOR - BEIGE - WOOD		2.11		0.08%
8	08	10TH FLOOR, ROOM #1053B, STORAGE ROOM - DOOR CASE - BEIGE - METAL		2.07		0.07%
9	09	10TH FLOOR, ROOM #1045, WOMEN'S TOILET - DOOR SADDLE - BLACK - MASONRY		0.16		< 0.03%
10	10	9TH FLOOR, ROOM #959B, WOMEN'S BATHROOM - DOOR VENT - BEIGE - METAL		0.41		< 0.03%

Comments	Equipment	Flame Atomic Absorption Spectrometer #1 - Perkin Elmer AAnalyst 400 Hotblock - Perkin Elmer SPB 50

**Prep = EPA 3050B. Analysis = EPA 7000B. Reporting Limit (RL) - 0.03% by weight (based upon 100 mg sample) or 0.01 mg/cm^2 (based upon area).

Zlatan Dimitrijevic
Laboratory Director

Zoya Smirnov
Lead Analyst

NYS ELAP ID # 12003

AIHA-PAT, LLC # 220677

METRO ANALYTICAL LABORATORIES
255 West 36th St., Suite #101
New York, NY 10018
p: (212) 695-0165 f: (212) 695-0183

ANALYSIS of LEAD PAINT CHIP SAMPLES

Client:	**Precision Environmental Inc**	Contract:	**Ms. Yumi Moriwaki - Ronnette Riley Architect**	**Metro Lab ID #:**	**L23020253**
Address:	36-15A 23rd St	Client Job #:	**2352-23-0001**		
	Long Island City NY 11106	Location:	**360 Adams Street**		
	P: (718) 383-2626 F: (718) 383-7780		**Kings County Supreme court - Thoughout**	Sample Received:	02/25/2023
			Brooklyn NY 11201	Lead Analysis Date:	02/25/2023
Contact:	**Andreas C. Andreou**	Sampled By:	N.C., C.M.		
	M:	Sampled Date:	02/25/2023	Reported By:	Marian Zaki
	E: info@precision-enviro.com	Turnaround Time:	48 hrs	Report Date:	02/28/2023

Summary of Analysis

LAB ID #	Client Sample #	Sample Description	Area (cm^2)	Lead Reading (µg Pb / ml)	Lead Concentration (mg/cm^2)	Lead Concentration % wt
11	11	8TH FLOOR, ROOM #845, WOMEN'S BATHROOM - BATHROOM PARTITION - GRAY - METAL		1.63		0.07%
12	12	8TH FLOOR, ROOM #853, MEN'S BATHROOM - CEILING - CEILING - WHITE - PLASTER		1.09		0.04%
13	13	8TH FLOOR, ROOM #826A, VESTIBULE - DOOR - GREEN - WOOD		0.24		< 0.03%
14	14	8TH FLOOR, ROOM #826A, VESTIBULE - DOOR CASE - GRAY - METAL		0.22		< 0.03%
15	15	8TH FLOOR, ROOM #826A, VESTIBULE - DOOR CASE - GREEN - METAL		0.21		< 0.03%
16	16	8TH FLOOR, ROOM #845, WOMEN'S BATHROOM - DOOR VENT - GREEN - METAL		1.63		0.07%
17	17	7TH FLOOR, ROOM #724, COURTROOM - DOOR - VARNISH - WOOD		0.15		< 0.03%
18	18	6TH FLOOR, ROOM #653B, STORAGE ROOM - DOOR - GRAY - WOOD		4.31		0.17%
19	19	6TH FLOOR, ROOM #653, MEN'S BATHROOM - DOOR - BLUE - METAL		0.14		< 0.03%
20	20	HALLWAY OUTSIDE 4TH FLOOR, ROOM #417, JURY ROOM - CEILING TILE - WHITE - METAL		0.14		< 0.03%

Comments	Equipment	Flame Atomic Absorption Spectrometer #1 - Perkin Elmer AAnalyst 400 Hotblock - Perkin Elmer SPB 50

**Prep = EPA 3050B. Analysis = EPA 7000B. Reporting Limit (RL) - 0.03% by weight (based upon 100 mg sample) or 0.01 mg/cm^2 (based upon area).

Zlatan Dimitrijevic
Laboratory Director

Zoya Smirnov
Lead Analyst

NYS ELAP ID # 12003

AIHA-PAT, LLC # 220677

METRO ANALYTICAL LABORATORIES
255 West 36th St., Suite #101
New York, NY 10018
p: (212) 695-0165 f: (212) 695-0183

ANALYSIS of LEAD PAINT CHIP SAMPLES

Client:	**Precision Environmental Inc**	Contract:	**Ms. Yumi Moriwaki - Ronnette Riley Architect**	**Metro Lab ID #:**	**L23020253**
Address:	36-15A 23rd St	Client Job #:	**2352-23-0001**		
	Long Island City NY 11106	Location:	**360 Adams Street**		
	P: (718) 383-2626 F: (718) 383-7780		**Kings County Supreme court - Thoughout**	Sample Received:	02/25/2023
			Brooklyn NY 11201	Lead Analysis Date:	02/25/2023
Contact:	**Andreas C. Andreou**	Sampled By:	N.C., C.M.		
	M:	Sampled Date:	02/25/2023	Reported By:	Marian Zaki
	E: info@precision-enviro.com	Turnaround Time:	48 hrs	Report Date:	02/28/2023

Summary of Analysis

LAB ID #	Client Sample #	Sample Description	Area (cm^2)	Lead Reading (µg Pb / ml)	Lead Concentration (mg/cm^2)	Lead Concentration % wt
21	21	3RD FLOOR, ROOM 306, ALL GENDER BATHROOM - BATHROOM PARTITION - BROWN - METAL		0.71		< 0.03%
22	22	3RD FLOOR, ROOM 306, ALL GENDER BATHROOM - DOOR - WHITE - WOOD		4.30		0.20%
23	23	3RD FLOOR, ROOM 371A, ALL GENDER BATHROOM - DOOR - BEIGE - METAL		0.29		< 0.03%
24	24	3RD FLOOR, ROOM 319 COURTROOM - DOOR CASE - VARNISH - WOOD		0.27		< 0.03%
25	25	3RD FLOOR, ROOM 306, ALL GENDER BATHROOM - DOOR CASE - WHITE - METAL		3.21		0.15%
26	26	3RD FLOOR, ROOM 306, ALL GENDER BATHROOM - DOOR VENT - WHITE - METAL		3.16		0.15%
27	27	3RD FLOOR, ROOM 391A, ALL GENDER BATHROOM - WALL - WHITE - SHEETROCK		3.07		0.14%
28	28	2ND FLOOR, ROOM #245, MEN'S BATHROOM - ACCESS PANEL - BLUE - METAL		0.03		< 0.03%
29	29	2ND FLOOR, ROOM #221, OFFICE - COUNTER - BEIGE - METAL		0.15		< 0.03%
30	30	2ND FLOOR, ROOM #212, OFFICE - COUNTER - GRAY - METAL		0.15		< 0.03%

Comments	Equipment	Flame Atomic Absorption Spectrometer #1 - Perkin Elmer AAnalyst 400 Hotblock - Perkin Elmer SPB 50

**Prep = EPA 3050B. Analysis = EPA 7000B. Reporting Limit (RL) - 0.03% by weight (based upon 100 mg sample) or 0.01 mg/cm^2 (based upon area).

Zlatan Dimitrijevic
Laboratory Director

Zoya Smirnov
Lead Analyst

NYS ELAP ID # 12003

AIHA-PAT, LLC # 220677

METRO ANALYTICAL LABORATORIES
255 West 36th St., Suite #101
New York, NY 10018
p: (212) 695-0165 f: (212) 695-0183

ANALYSIS of LEAD PAINT CHIP SAMPLES

Client:	**Precision Environmental Inc**	Contract:	**Ms. Yumi Moriwaki - Ronnette Riley Architect**	**Metro Lab ID #:**	**L23020253**
Address:	36-15A 23rd St	Client Job #:	**2352-23-0001**		
	Long Island City NY 11106	Location:	**360 Adams Street**		
	P: (718) 383-2626 F: (718) 383-7780		**Kings County Supreme court - Thoughout**	Sample Received:	02/25/2023
			Brooklyn NY 11201	Lead Analysis Date:	02/25/2023
Contact:	**Andreas C. Andreou**	Sampled By:	N.C., C.M.		
	M:	Sampled Date:	02/25/2023	Reported By:	Marian Zaki
	E: info@precision-enviro.com	Turnaround Time:	48 hrs	Report Date:	02/28/2023

Summary of Analysis

LAB ID #	Client Sample #	Sample Description	Area (cm^2)	Lead Reading (µg Pb / ml)	Lead Concentration (mg/cm²)	Lead Concentration % wt
31	31	2ND FLOOR, ROOM #222, OFFICE - COUNTER - BROWN - METAL		0.09		< 0.03%
32	32	2ND FLOOR, ROOM #212, OFFICE - COUNTER DOOR - GRAY - WOOD		0.18		< 0.03%
33	33	2ND FLOOR, ROOM #210, OFFICE - COUNTER DOOR - WHITE - METAL		0.19		< 0.03%
34	34	2ND FLOOR, ROOM #245, MEN'S BATHROOM - DOOR - WHITE - METAL		0.12		< 0.03%
35	35	2ND FLOOR, ROOM #222, OFFICE - DOOR - BROWN - METAL		0.13		< 0.03%
36	36	2ND FLOOR, ROOM #212, OFFICE - WALL - GRAY - PLASTER		0.19		< 0.03%
37	37	2ND FLOOR, ROOM #245, MEN'S BATHROOM - EXHAUST VENT - WHITE - METAL		0.13		< 0.03%
38	38	1ST FLOOR, BY ROOM #189, VESTIBULE - DOOR - BLUE - METAL		0.15		< 0.03%
39	39	1ST FLOOR, #184C, VESTIBULE - WALL - GREEN - PLASTER		0.60		< 0.03%
40	40	9TH FLOOR, ROOM #945, VESTIBULE - WALL - BEIGE - PLASTER		0.21		< 0.03%

Comments	Equipment	Flame Atomic Absorption Spectrometer #1 - Perkin Elmer AAnalyst 400 Hotblock - Perkin Elmer SPB 50

**Prep = EPA 3050B. Analysis = EPA 7000B. Reporting Limit (RL) - 0.03% by weight (based upon 100 mg sample) or 0.01 mg/cm^2 (based upon area).

Zlatan Dimitrijevic
Laboratory Director

Zoya Smirnov
Lead Analyst

NYS ELAP ID # 12003

AIHA-PAT, LLC # 220677

METRO ANALYTICAL LABORATORIES
255 West 36th St., Suite #101
New York, NY 10018
p: (212) 695-0165 f: (212) 695-0183

ANALYSIS of LEAD PAINT CHIP SAMPLES

Client:	**Precision Environmental Inc**	Contract:	**Ms. Yumi Moriwaki - Ronnette Riley Architect**	**Metro Lab ID #:**	**L23020253**
Address:	36-15A 23rd St	Client Job #:	**2352-23-0001**		
	Long Island City NY 11106	Location:	**360 Adams Street**		
	P: (718) 383-2626 F: (718) 383-7780		**Kings County Supreme court - Thoughout**	Sample Received:	02/25/2023
			Brooklyn NY 11201	Lead Analysis Date:	02/25/2023
Contact:	**Andreas C. Andreou**	Sampled By:	N.C., C.M.		
	M:	Sampled Date:	02/25/2023	Reported By:	Marian Zaki
	E: info@precision-enviro.com	Turnaround Time:	48 hrs	Report Date:	02/28/2023

Summary of Analysis

LAB ID #	Client Sample #	Sample Description	Area (cm^2)	Lead Reading (µg Pb / ml)	Lead Concentration (mg/cm^2)	Lead Concentration % wt
41	41	1ST FLOOR, ROOM #189, HALLWAY - WALL - BLUE - SHEETROCK		0.20		< 0.03%
42	42	1ST FLOOR, ROOM #189, CESTIBULE - WALL - BLUE - SHEETROCK		0.20		< 0.03%
43	43	2ND FLOOR, ROOM #258, RECORDS - WALL - GRAY - SHEETROCK		0.19		< 0.03%

Comments	Equipment	Flame Atomic Absorption Spectrometer #1 - Perkin Elmer AAnalyst 400 Hotblock - Perkin Elmer SPB 50

**Prep = EPA 3050B. Analysis = EPA 7000B. Reporting Limit (RL) - 0.03% by weight (based upon 100 mg sample) or 0.01 mg/cm^2 (based upon area).

Zlatan Dimitrijevic
Laboratory Director

Zoya Smirnov
Lead Analyst

NYS ELAP ID # 12003

AIHA-PAT, LLC # 220677

METRO ANALYTICAL LABORATORIES
255 West 36th St., Suite #101
New York, NY 10018
p: (212) 695-0165 f: (212) 695-0183

Report Notes

General Notes and Disclaimers

- The samples analyzed in this report were not collected by this laboratory - they were received from the client, or an agent of the client, in good condition, unless otherwise noted.
- All results are calculated based on client-provided samples and / or measurements and fall within the acceptable Quality Control limits and the reported data included in this document has not been corrected based on blank values.
- This report shall not be reproduced, except in full, without the written approval of the laboratory.
- This report relates only to the samples tested. It may not be used by the client to claim project endorsement by NVLAP, NYS ELAP, or any other government agency.
- Quality Control data (including 95% confidence limits, laboratory / analysis accuracy and precision) is available upon request.

Lead Exposure Limits

Matrix	Concentration	Details
Air	0.15 µg/m^3	EPA National Ambient Air Quality Standard (Quality Time - Weight Average)
	30 µg/m^3	OSHA action level (8-hour time-weighted average)
	50 µg/m^3	OSHA permissible exposure limit (General Industry)
Dust	5 µg/ft²	NYC DOHMH Clearance Level for Floors (includes carpeted and uncarpeted interior floors)
	40 µg/ft²	NYC DOHMH Clearance Level for Interior Window Sills
	100 µg/ft²	NYC DOHMH Clearance Level for Window Wells / Window Troughs
	N/A	NYC DOHMH Clearance Level for Porch Floors
Paint	1.0 mg/cm^2	EPA Clearance Level of Lead Based Paint
	5000 µg/g (5,000 ppm, 0.5% by weight)	
Soil	400 µg/g	EPA Bare Residential Soil Hazard Levels (play areas used by young children)

email results to cmikil@precision-enviro.com

PRECISION ENVIRONMENTAL INC.
36-15A 23rd Street, LIC, NY 11106
Tel: 718.383.2626, Fax: 718.383.7780

PAINT CHIP SAMPLE DATA AND CHAIN OF CUSTODY

TURNAROUND TIME: ☐ RUSH ☐ 3hrs ☐ 6 hrs ☐ 12 hrs ☐ 24 hrs ☒ 48 hrs ☐ Other

L23020253

CLIENT INFORMATION

PROJECT INFORMATION

CLIENT NAME: **Ronnette Riley Architect**		PROJECT NAME: **LBP Confirmatory Paint Chip Bulk Sampling**	
CONTACT NAME: **Ms. Yumi Moriwaki**	PHONE No: **212-386-0281**	P.E. PROJECT No.: **2352-23-0001**	
BUILDING NAME: **Kings County Supreme Court**		RISK ASSESSOR / INSPECTOR NAME: **Christopher Mikil, Nikolaos Charalambous**	
BUILDING ADDRESS: **360 Adams Street, Brooklyn, NY 11201**		SAMPLING AREAS: **Throughout**	DATE: 2/25/23

PAINT CHIP SAMPLE DATA

SAMPLE No.	SAMPLE LOCATION	COMPONENT	SURFACE PAINT COLOR	CONDITION OF PAINT SURFACE	SUBSTRATE	TYPE OF STRUCTURE	BY WEIGHT	DETECTION LIMIT	LAB RESULT[1]
01	11th Floor, Room #1168, Women's Bathroom	Bathroom Partition	Blue	☒ Intact ☐ Fair ☐ Poor	☐ Plaster ☐ Sheetrock ☐ Wood ☒ Metal ☐ Masonry ☐ Vinyl___	☐ Residential ☐ Industrial ☐ Commercial ☐ School ☐ Steel ☒ Other_____			
02	11th Floor, Room #1168A, Vestibule	Door	Blue	☒ Intact ☐ Fair ☐ Poor	☐ Plaster ☐ Sheetrock ☒ Wood ☐ Metal ☐ Masonry ☐ Vinyl	☐ Residential ☐ Industrial ☐ Commercial ☐ School ☐ Steel ☒ Other			
03	11th Floor, Room #1168A, Vestibule	Door Case	Blue	☒ Intact ☐ Fair ☐ Poor	☐ Plaster ☐ Sheetrock ☐ Wood ☒ Metal ☐ Masonry ☐ Vinyl	☐ Residential ☐ Industrial ☐ Commercial ☐ School ☐ Steel ☒ Other			
04	11th Floor, Room #1168A, Vestibule	Door Vent	Blue	☒ Intact ☐ Fair ☐ Poor	☐ Plaster ☐ Sheetrock ☐ Wood ☒ Metal ☐ Masonry ☐ Vinyl	☐ Residential ☐ Industrial ☐ Commercial ☐ School ☐ Steel ☒ Other_____			

CHAIN OF CUSTODY

RELINQUISHED BY: (FULL NAME)	DATE	TIME	RECEIVED BY: (FULL NAME)	DATE	TIME	METHOD OF SUBMITAL
1. Nikolaos Charalambous	02/25/23	13:17	USPS	2/25/23	1164PM	
2.						
3.						

LAB INFORMATION

BATCH No.	ANALYZED BY: (FULL NAME)	SIGNATURE	DATE	TIME	COMMENTS (LAB)
	Q.C. BY:				

[1] HUD defines lead-based paint as paint having a lead concentration equal to or above 0.5 mg/cm^2 by area or 0.25% by weight via laboratory analysis

PRECISION ENVIRONMENTAL INC.
36-15A 23rd Street, LIC, NY 11106
Tel: 718.383.2626, Fax: 718.383.7780

PAINT CHIP SAMPLE DATA AND CHAIN OF CUSTODY

TURNAROUND TIME: ☐ RUSH ☐ 3hrs ☐ 6 hrs ☐ 12 hrs ☐ 24 hrs ☒ 48 hrs ☐ Other

L23020253

CLIENT INFORMATION

PROJECT INFORMATION

CLIENT NAME: **Ronnette Riley Architect**		PROJECT NAME: **LBP Confirmatory Paint Chip Bulk Sampling**	
CONTACT NAME: **Ms. Yumi Moriwaki**	PHONE No: **212-386-0281**	P.E. PROJECT No.: **2352-23-0001**	
BUILDING NAME: **Kings County Supreme Court**		RISK ASSESSOR / INSPECTOR NAME: **Christopher Mikil, Nikolaos Charalambous**	
BUILDING ADDRESS: **360 Adams Street, Brooklyn, NY 11201**		SAMPLING AREAS: **Throughout**	DATE: 02/25/23

PAINT CHIP SAMPLE DATA

SAMPLE No.	SAMPLE LOCATION	COMPONENT	SURFACE PAINT COLOR	CONDITION OF PAINT SURFACE	SUBSTRATE	TYPE OF STRUCTURE	BY WEIGHT	DETECTION LIMIT	LAB RESULT[1]
05	11th Floor, Room #1168, Women's Bathroom	Wall	White	☒ Intact ☐ Fair ☐ Poor	☒ Plaster ☐ Sheetrock ☐ Wood ☐ Metal ☐ Masonry ☐ Vinyl___	☐ Residential ☐ Industrial ☐ Commercial ☐ School ☐ Steel ☒ Other_____			
06	10th Floor, Room #1052A, Janitor closet	Ceiling Tile	Beige	☒ Intact ☐ Fair ☐ Poor	☐ Plaster ☐ Sheetrock ☐ Wood ☒ Metal ☐ Masonry ☐ Vinyl	☐ Residential ☐ Industrial ☐ Commercial ☐ School ☐ Steel ☒ Other			
07	10th Floor, Room #1053B, Storage Room	Door	Beige	☒ Intact ☐ Fair ☐ Poor	☐ Plaster ☐ Sheetrock ☒ Wood ☐ Metal ☐ Masonry ☐ Vinyl	☐ Residential ☐ Industrial ☐ Commercial ☐ School ☐ Steel ☒ Other			
08	10th Floor, Room #1053B, Storage Room	Door Case	Beige	☒ Intact ☐ Fair ☐ Poor	☐ Plaster ☐ Sheetrock ☐ Wood ☒ Metal ☐ Masonry ☐ Vinyl	☐ Residential ☐ Industrial ☐ Commercial ☐ School ☐ Steel ☒ Other_____			

CHAIN OF CUSTODY

RELINQUISHED BY: (FULL NAME)	DATE	TIME	RECEIVED BY: (FULL NAME)	DATE	TIME	METHOD OF SUBMITAL
1. Nikolaos Charalambous	02/25/23	13:17	UPS	2/25/23	11:00PM	
2.						
3.						

LAB INFORMATION

BATCH No.	ANALYZED BY: (FULL NAME)	SIGNATURE	DATE	TIME	COMMENTS (LAB)
	Q.C. BY:				

1. HUD defines lead-based paint as paint having a lead concentration equal to or above 0.5 mg/cm^2 by area or 0.25% by weight via laboratory analysis

PRECISION ENVIRONMENTAL INC.
36-15A 23rd Street, LIC, NY 11106
Tel: 718.383.2626, Fax: 718.383.7780

PAINT CHIP SAMPLE DATA AND CHAIN OF CUSTODY

TURNAROUND TIME: ☐ RUSH ☐ 3hrs ☐ 6 hrs ☐ 12 hrs ☐ 24 hrs ☒ 48 hrs ☐ Other

L23020253

CLIENT INFORMATION

PROJECT INFORMATION

CLIENT NAME: **Ronnette Riley Architect**		PROJECT NAME: **LBP Confirmatory Paint Chip Bulk Sampling**	
CONTACT NAME: **Ms. Yumi Moriwaki**	PHONE No: **212-386-0281**	P.E. PROJECT No.: **2352-23-0001**	
BUILDING NAME: **Kings County Supreme Court**		RISK ASSESSOR / INSPECTOR NAME: **Christopher Mikil, Nikolaos Charalambous**	
BUILDING ADDRESS: **360 Adams Street, Brooklyn, NY 11201**		SAMPLING AREAS: **Throughout**	DATE: 02/25/23

PAINT CHIP SAMPLE DATA

SAMPLE No.	SAMPLE LOCATION	COMPONENT	SURFACE PAINT COLOR	CONDITION OF PAINT SURFACE	SUBSTRATE	TYPE OF STRUCTURE	BY WEIGHT	DETECTION LIMIT	LAB RESULT[1]
09	10th Floor, Room #1045, Women's Toilet	Door Saddle	Black	☒ Intact ☐ Fair ☐ Poor	☐ Plaster ☐ Sheetrock ☐ Wood ☐ Metal ☒ Masonry ☐ Vinyl___	☐ Residential ☐ Industrial ☐ Commercial ☐ School ☐ Steel ☒ Other_____			
10	9th Floor, Room #959B, Women's Bathroom	Door Vent	Beige	☒ Intact ☐ Fair ☐ Poor	☐ Plaster ☐ Sheetrock ☐ Wood ☒ Metal ☐ Masonry ☐ Vinyl	☐ Residential ☐ Industrial ☐ Commercial ☐ School ☐ Steel ☒ Other			
11	8th Floor, Room #845, Women's Bathroom	Bathroom Partition	Gray	☒ Intact ☐ Fair ☐ Poor	☐ Plaster ☐ Sheetrock ☐ Wood ☒ Metal ☐ Masonry ☐ Vinyl	☐ Residential ☐ Industrial ☐ Commercial ☐ School ☐ Steel ☒ Other			
12	8th Floor, Room #853, Men's Bathroom	Ceiling	White	☒ Intact ☐ Fair ☐ Poor	☒ Plaster ☐ Sheetrock ☐ Wood ☐ Metal ☐ Masonry ☐ Vinyl	☐ Residential ☐ Industrial ☐ Commercial ☐ School ☐ Steel ☒ Other_____			

CHAIN OF CUSTODY

RELINQUISHED BY: (FULL NAME)	DATE	TIME	RECEIVED BY: (FULL NAME)	DATE	TIME	METHOD OF SUBMITAL
1. Nikolaos Charalambous	02/25/23	13:17	VAP	2/25/23	1:16PM	
2.						
3.						

LAB INFORMATION

BATCH No.	ANALYZED BY: (FULL NAME)	SIGNATURE	DATE	TIME	COMMENTS (LAB)
	Q.C. BY:				

1. HUD defines lead-based paint as paint having a lead concentration equal to or above 0.5 mg/cm^2 by area or 0.25% by weight via laboratory analysis

PRECISION ENVIRONMENTAL INC.
36-15A 23rd Street, LIC, NY 11106
Tel: 718.383.2626, Fax: 718.383.7780

PAINT CHIP SAMPLE DATA AND CHAIN OF CUSTODY

TURNAROUND TIME: ☐ RUSH ☐ 3hrs ☐ 6 hrs ☐ 12 hrs ☐ 24 hrs ☒ 48 hrs ☐ Other

L23020253

CLIENT INFORMATION

CLIENT NAME: **Ronnette Riley Architect**	PROJECT NAME: **LBP Confirmatory Paint Chip Bulk Sampling**
CONTACT NAME: **Ms. Yumi Moriwaki** PHONE No: **212-386-0281**	P.E. PROJECT No.: **2352-23-0001**
BUILDING NAME: **Kings County Supreme Court**	RISK ASSESSOR / INSPECTOR NAME: **Christopher Mikil, Nikolaos Charalambous**
BUILDING ADDRESS: **360 Adams Street, Brooklyn, NY 11201**	SAMPLING AREAS: **Throughout** DATE: 02/25/23

PAINT CHIP SAMPLE DATA

SAMPLE No.	SAMPLE LOCATION	COMPONENT	SURFACE PAINT COLOR	CONDITION OF PAINT SURFACE	SUBSTRATE	TYPE OF STRUCTURE	BY WEIGHT	DETECTION LIMIT	LAB RESULT[1]
13	8th Floor, Room #826A, Vestibule	Door	Green	☒ Intact ☐ Fair ☐ Poor	☐ Plaster ☐ Sheetrock ☒ Wood ☐ Metal ☐ Masonry ☐ Vinyl___	☐ Residential ☐ Industrial ☐ Commercial ☐ School ☐ Steel ☒ Other_____			
14	8th Floor, Room #826A, Vestibule	Door Case	Gray	☒ Intact ☐ Fair ☐ Poor	☐ Plaster ☐ Sheetrock ☐ Wood ☒ Metal ☐ Masonry ☐ Vinyl	☐ Residential ☐ Industrial ☐ Commercial ☐ School ☐ Steel ☒ Other			
15	8th Floor, Room #826A, Vestibule	Door Case	Green	☒ Intact ☐ Fair ☐ Poor	☐ Plaster ☐ Sheetrock ☐ Wood ☒ Metal ☐ Masonry ☐ Vinyl	☐ Residential ☐ Industrial ☐ Commercial ☐ School ☐ Steel ☒ Other			
16	8th Floor, Room #845, Women's Bathroom	Door Vent	Green	☒ Intact ☐ Fair ☐ Poor	☐ Plaster ☐ Sheetrock ☐ Wood ☒ Metal ☐ Masonry ☐ Vinyl	☐ Residential ☐ Industrial ☐ Commercial ☐ School ☐ Steel ☒ Other			

CHAIN OF CUSTODY

RELINQUISHED BY: (FULL NAME)	DATE	TIME	RECEIVED BY: (FULL NAME)	DATE	TIME	METHOD OF SUBMITAL
1. Nikolaos Charalambous	02/25/23	13:17	MAP	2/25/23	11:16PM	
2.						
3.						

LAB INFORMATION

BATCH No.	ANALYZED BY: (FULL NAME)	SIGNATURE	DATE	TIME	COMMENTS (LAB)
	Q.C. BY:				

[1] HUD defines lead-based paint as paint having a lead concentration equal to or above 0.5 mg/cm^2 by area or 0.25% by weight via laboratory analysis

PRECISION ENVIRONMENTAL INC.
36-15A 23rd Street, LIC, NY 11106
Tel: 718.383.2626, Fax: 718.383.7780

PAINT CHIP SAMPLE DATA AND CHAIN OF CUSTODY

TURNAROUND TIME: ☐ RUSH ☐ 3hrs ☐ 6 hrs ☐ 12 hrs ☐ 24 hrs ☒ 48 hrs ☐ Other

L23020253

CLIENT INFORMATION

PROJECT INFORMATION

CLIENT NAME: **Ronnette Riley Architect**	PROJECT NAME: **LBP Confirmatory Paint Chip Bulk Sampling**
CONTACT NAME: **Ms. Yumi Moriwaki** PHONE No: **212-386-0281**	P.E. PROJECT No.: **2352-23-0001**
BUILDING NAME: **Kings County Supreme Court**	RISK ASSESSOR / INSPECTOR NAME: **Christopher Mikil, Nikolaos Charalambous**
BUILDING ADDRESS: **360 Adams Street, Brooklyn, NY 11201**	SAMPLING AREAS: **Throughout** DATE: 02/25/23

PAINT CHIP SAMPLE DATA

SAMPLE No.	SAMPLE LOCATION	COMPONENT	SURFACE PAINT COLOR	CONDITION OF PAINT SURFACE	SUBSTRATE	TYPE OF STRUCTURE	BY WEIGHT	DETECTION LIMIT	LAB RESULT[1]
17	7th Floor, Room #724, Courtroom	Door	Varnish	☐ Intact ☒ Fair ☐ Poor	☐ Plaster ☐ Sheetrock ☒ Wood ☐ Metal ☐ Masonry ☐ Vinyl___	☐ Residential ☐ Industrial ☐ Commercial ☐ School ☐ Steel ☒ Other_____			
18	6th Floor, Room #653B, Storage Room	Door	Gray	☒ Intact ☐ Fair ☐ Poor	☐ Plaster ☐ Sheetrock ☒ Wood ☐ Metal ☐ Masonry ☐ Vinyl	☐ Residential ☐ Industrial ☐ Commercial ☐ School ☐ Steel ☒ Other			
19	6th Floor, Room #653, Men's Bathroom	Door	Blue	☒ Intact ☐ Fair ☐ Poor	☐ Plaster ☐ Sheetrock ☐ Wood ☒ Metal ☐ Masonry ☐ Vinyl	☐ Residential ☐ Industrial ☐ Commercial ☐ School ☐ Steel ☒ Other			
20	Hallway outside, 4th Floor, Room #417, Jury Room	Ceiling tile	White	☒ Intact ☐ Fair ☐ Poor	☐ Plaster ☐ Sheetrock ☐ Wood ☒ Metal ☐ Masonry ☐ Vinyl	☐ Residential ☐ Industrial ☐ Commercial ☐ School ☐ Steel ☒ Other_____			

CHAIN OF CUSTODY

RELINQUISHED BY: (FULL NAME)	DATE	TIME	RECEIVED BY: (FULL NAME)	DATE	TIME	METHOD OF SUBMITAL
1. Nikolaos Charalambous	02/25/23	13:17	MAP	2/25/23	11:6PM	
2.						
3.						

LAB INFORMATION

BATCH No.	ANALYZED BY: (FULL NAME)	SIGNATURE	DATE	TIME	COMMENTS (LAB)
	Q.C. BY:				

[1] HUD defines lead-based paint as paint having a lead concentration equal to or above 0.5 mg/cm^2 by area or 0.25% by weight via laboratory analysis

PRECISION ENVIRONMENTAL INC.
36-15A 23rd Street, LIC, NY 11106
Tel: 718.383.2626, Fax: 718.383.7780

PAINT CHIP SAMPLE DATA AND CHAIN OF CUSTODY

TURNAROUND TIME: ☐ RUSH ☐ 3hrs ☐ 6 hrs ☐ 12 hrs ☐ 24 hrs ☒ 48 hrs ☐ Other

L23020253

CLIENT INFORMATION

PROJECT INFORMATION

CLIENT NAME: **Ronnette Riley Architect**		PROJECT NAME: **LBP Confirmatory Paint Chip Bulk Sampling**	
CONTACT NAME: **Ms. Yumi Moriwaki**	PHONE No: **212-386-0281**	P.E. PROJECT No.: **2352-23-0001**	
BUILDING NAME: **Kings County Supreme Court**		RISK ASSESSOR / INSPECTOR NAME: **Christopher Mikil, Nikolaos Charalambous**	
BUILDING ADDRESS: **360 Adams Street, Brooklyn, NY 11201**		SAMPLING AREAS: **Throughout**	DATE: 02/25/23

PAINT CHIP SAMPLE DATA

SAMPLE No.	SAMPLE LOCATION	COMPONENT	SURFACE PAINT COLOR	CONDITION OF PAINT SURFACE	SUBSTRATE	TYPE OF STRUCTURE	BY WEIGHT	DETECTION LIMIT	LAB RESULT[1]
21	3rd Floor, Room 306, All gender Bathroom	Bathroom partition	Brown	☒ Intact ☐ Fair ☐ Poor	☐ Plaster ☐ Sheetrock ☐ Wood ☒ Metal ☐ Masonry ☐ Vinyl___	☐ Residential ☐ Industrial ☐ Commercial ☐ School ☐ Steel ☒ Other_____			
22	3rd Floor, Room 306, All gender Bathroom	Door	White	☒ Intact ☐ Fair ☐ Poor	☐ Plaster ☐ Sheetrock ☒ Wood ☐ Metal ☐ Masonry ☐ Vinyl	☐ Residential ☐ Industrial ☐ Commercial ☐ School ☐ Steel ☒ Other			
23	3rd Floor, Room 371A, All gender Bathroom	Door	Beige	☒ Intact ☐ Fair ☐ Poor	☐ Plaster ☐ Sheetrock ☐ Wood ☒ Metal ☐ Masonry ☐ Vinyl	☐ Residential ☐ Industrial ☐ Commercial ☐ School ☐ Steel ☒ Other			
24	3rd Floor, Room 319, Courtroom	Door Case	Varnish	☒ Intact ☐ Fair ☐ Poor	☐ Plaster ☐ Sheetrock ☒ Wood ☐ Metal ☐ Masonry ☐ Vinyl	☐ Residential ☐ Industrial ☐ Commercial ☐ School ☐ Steel ☒ Other_____			

CHAIN OF CUSTODY

RELINQUISHED BY: (FULL NAME)	DATE	TIME	RECEIVED BY: (FULL NAME)	DATE	TIME	METHOD OF SUBMITAL
1. Nikolaos Charalambous	02/25/23	13:17	MAP	2/25/23	11:40PM	
2.						
3.						

LAB INFORMATION

BATCH No.	ANALYZED BY: (FULL NAME)	SIGNATURE	DATE	TIME	COMMENTS (LAB)
	Q.C. BY:				

[1] HUD defines lead-based paint as paint having a lead concentration equal to or above 0.5 mg/cm^2 by area or 0.25% by weight via laboratory analysis

PRECISION ENVIRONMENTAL INC.
36-15A 23rd Street, LIC, NY 11106
Tel: 718.383.2626, Fax: 718.383.7780

PAINT CHIP SAMPLE DATA AND CHAIN OF CUSTODY

TURNAROUND TIME: ☐ RUSH ☐ 3hrs ☐ 6 hrs ☐ 12 hrs ☐ 24 hrs ☒ 48 hrs ☐ Other

L23020253

CLIENT INFORMATION

PROJECT INFORMATION

CLIENT NAME: **Ronnette Riley Architect**		PROJECT NAME: **LBP Confirmatory Paint Chip Bulk Sampling**	
CONTACT NAME: **Ms. Yumi Moriwaki**	PHONE No: **212-386-0281**	P.E. PROJECT No.: **2352-23-0001**	
BUILDING NAME: **Kings County Supreme Court**		RISK ASSESSOR / INSPECTOR NAME: **Christopher Mikil, Nikolaos Charalambous**	
BUILDING ADDRESS: **360 Adams Street, Brooklyn, NY 11201**		SAMPLING AREAS: **Throughout**	DATE: 02/25/23

PAINT CHIP SAMPLE DATA

SAMPLE No.	SAMPLE LOCATION	COMPONENT	SURFACE PAINT COLOR	CONDITION OF PAINT SURFACE	SUBSTRATE	TYPE OF STRUCTURE	BY WEIGHT	DETECTION LIMIT	LAB RESULT[1]
25	3rd Floor, Room 306, All gender Bathroom	Door case	White	☒ Intact ☐ Fair ☐ Poor	☐ Plaster ☐ Sheetrock ☐ Wood ☒ Metal ☐ Masonry ☐ Vinyl___	☐ Residential ☐ Industrial ☐ Commercial ☐ School ☐ Steel ☒ Other_____			
26	3rd Floor, Room 306, All gender Bathroom	Door vent	White	☒ Intact ☐ Fair ☐ Poor	☐ Plaster ☐ Sheetrock ☐ Wood ☒ Metal ☐ Masonry ☐ Vinyl	☐ Residential ☐ Industrial ☐ Commercial ☐ School ☐ Steel ☒ Other			
27	3rd Floor, Room 391A, All gender Bathroom	Wall	White	☒ Intact ☐ Fair ☐ Poor	☐ Plaster ☒ Sheetrock ☐ Wood ☐ Metal ☐ Masonry ☐ Vinyl	☐ Residential ☐ Industrial ☐ Commercial ☐ School ☐ Steel ☒ Other			
28	2nd Floor, Room #245, Men's Bathroom	Access Panel	Blue	☒ Intact ☐ Fair ☐ Poor	☐ Plaster ☐ Sheetrock ☐ Wood ☒ Metal ☐ Masonry ☐ Vinyl	☐ Residential ☐ Industrial ☐ Commercial ☐ School ☐ Steel ☒ Other_____			

CHAIN OF CUSTODY

RELINQUISHED BY: (FULL NAME)	DATE	TIME	RECEIVED BY: (FULL NAME)	DATE	TIME	METHOD OF SUBMITAL
1. Nikolaos Charalambous	02/25/23	13:17	MAP	2/25/23	11:16PM	
2.						
3.						

LAB INFORMATION

BATCH No.	ANALYZED BY: (FULL NAME)	SIGNATURE	DATE	TIME	COMMENTS (LAB)
	Q.C. BY:				

1. HUD defines lead-based paint as paint having a lead concentration equal to or above 0.5 mg/cm^2 by area or 0.25% by weight via laboratory analysis

PRECISION ENVIRONMENTAL INC.
36-15A 23rd Street, LIC, NY 11106
Tel: 718.383.2626, Fax: 718.383.7780

PAINT CHIP SAMPLE DATA AND CHAIN OF CUSTODY

TURNAROUND TIME: ☐ RUSH ☐ 3hrs ☐ 6 hrs ☐ 12 hrs ☐ 24 hrs ☒ 48 hrs ☐ Other

L23020253

CLIENT INFORMATION

PROJECT INFORMATION

CLIENT NAME: **Ronnette Riley Architect**		PROJECT NAME: **LBP Confirmatory Paint Chip Bulk Sampling**	
CONTACT NAME: **Ms. Yumi Moriwaki**	PHONE No: **212-386-0281**	P.E. PROJECT No.: **2352-23-0001**	
BUILDING NAME: **Kings County Supreme Court**		RISK ASSESSOR / INSPECTOR NAME: **Christopher Mikil, Nikolaos Charalambous**	
BUILDING ADDRESS: **360 Adams Street, Brooklyn, NY 11201**		SAMPLING AREAS: **Throughout**	DATE: 02/25/23

PAINT CHIP SAMPLE DATA

SAMPLE No.	SAMPLE LOCATION	COMPONENT	SURFACE PAINT COLOR	CONDITION OF PAINT SURFACE	SUBSTRATE	TYPE OF STRUCTURE	BY WEIGHT	DETECTION LIMIT	LAB RESULT[1]
29	2nd Floor, Room #221, Office	Counter	Beige	☒ Intact ☐ Fair ☐ Poor	☐ Plaster ☐ Sheetrock ☐ Wood ☒ Metal ☐ Masonry ☐ Vinyl___	☐ Residential ☐ Industrial ☐ Commercial ☐ School ☐ Steel ☒ Other_____			
30	2nd Floor, Room #212, Office	Counter	Gray	☒ Intact ☐ Fair ☐ Poor	☐ Plaster ☐ Sheetrock ☐ Wood ☒ Metal ☐ Masonry ☐ Vinyl	☐ Residential ☐ Industrial ☐ Commercial ☐ School ☐ Steel ☒ Other			
31	2nd Floor, Room #222, Office	Counter	Brown	☒ Intact ☐ Fair ☐ Poor	☐ Plaster ☐ Sheetrock ☐ Wood ☒ Metal ☐ Masonry ☐ Vinyl	☐ Residential ☐ Industrial ☐ Commercial ☐ School ☐ Steel ☒ Other			
32	2nd Floor, Room #212, Office	Counter Door	Gray	☒ Intact ☐ Fair ☐ Poor	☐ Plaster ☐ Sheetrock ☒ Wood ☐ Metal ☐ Masonry ☐ Vinyl	☐ Residential ☐ Industrial ☐ Commercial ☐ School ☐ Steel ☒ Other_____			

CHAIN OF CUSTODY

RELINQUISHED BY: (FULL NAME)	DATE	TIME	RECEIVED BY: (FULL NAME)	DATE	TIME	METHOD OF SUBMITAL
1. Nikolaos Charalambous	02/25/23	13:17	MAP	2/25/23	11:16PM	
2.						
3.						

LAB INFORMATION

BATCH No.	ANALYZED BY: (FULL NAME)	SIGNATURE	DATE	TIME	COMMENTS (LAB)
	Q.C. BY:				

[1] HUD defines lead-based paint as paint having a lead concentration equal to or above 0.5 mg/cm^2 by area or 0.25% by weight via laboratory analysis

PRECISION ENVIRONMENTAL INC.
36-15A 23rd Street, LIC, NY 11106
Tel: 718.383.2626, Fax: 718.383.7780

PAINT CHIP SAMPLE DATA AND CHAIN OF CUSTODY

TURNAROUND TIME: ☐ RUSH ☐ 3hrs ☐ 6 hrs ☐ 12 hrs ☐ 24 hrs ☒ 48 hrs ☐ Other

L23020253

CLIENT INFORMATION

PROJECT INFORMATION

CLIENT NAME: **Ronnette Riley Architect**		PROJECT NAME: **LBP Confirmatory Paint Chip Bulk Sampling**	
CONTACT NAME: **Ms. Yumi Moriwaki**	PHONE No: **212-386-0281**	P.E. PROJECT No.: **2352-23-0001**	
BUILDING NAME: **Kings County Supreme Court**		RISK ASSESSOR / INSPECTOR NAME: **Christopher Mikil, Nikolaos Charalambous**	
BUILDING ADDRESS: **360 Adams Street, Brooklyn, NY 11201**		SAMPLING AREAS: **Throughout**	DATE: 02/25/23

PAINT CHIP SAMPLE DATA

SAMPLE No.	SAMPLE LOCATION	COMPONENT	SURFACE PAINT COLOR	CONDITION OF PAINT SURFACE	SUBSTRATE	TYPE OF STRUCTURE	BY WEIGHT	DETECTION LIMIT	LAB RESULT[1]
33	2nd Floor, Room #210, Office	Counter Door	White	☐ Intact ☒ Fair ☐ Poor	☐ Plaster ☐ Sheetrock ☐ Wood ☒ Metal ☐ Masonry ☐ Vinyl	☐ Residential ☐ Industrial ☐ Commercial ☐ School ☐ Steel ☒ Other			
34	2nd Floor, Room #245, Men's Bathroom	Door	White	☐ Intact ☒ Fair ☐ Poor	☐ Plaster ☐ Sheetrock ☐ Wood ☒ Metal ☐ Masonry ☐ Vinyl	☐ Residential ☐ Industrial ☐ Commercial ☐ School ☐ Steel ☒ Other			
35	2nd Floor, Room #222, Office	Door	Brown	☒ Intact ☐ Fair ☐ Poor	☐ Plaster ☐ Sheetrock ☐ Wood ☒ Metal ☐ Masonry ☐ Vinyl	☐ Residential ☐ Industrial ☐ Commercial ☐ School ☐ Steel ☒ Other			
36	2nd Floor, Room #212, Office	Wall	Gray	☒ Intact ☐ Fair ☐ Poor	☒ Plaster ☐ Sheetrock ☐ Wood ☐ Metal ☐ Masonry ☐ Vinyl	☐ Residential ☐ Industrial ☐ Commercial ☐ School ☐ Steel ☒ Other			

CHAIN OF CUSTODY

RELINQUISHED BY: (FULL NAME)	DATE	TIME	RECEIVED BY: (FULL NAME)	DATE	TIME	METHOD OF SUBMITAL
1. Nikolaos Charalambous	02/25/23	13:17	MAP	2/25/23	11 6PM	
2.						
3.						

LAB INFORMATION

BATCH No.	ANALYZED BY: (FULL NAME)	SIGNATURE	DATE	TIME	COMMENTS (LAB)
	Q.C. BY:				

[1] HUD defines lead-based paint as paint having a lead concentration equal to or above 0.5 mg/cm^2 by area or 0.25% by weight via laboratory analysis

PRECISION ENVIRONMENTAL INC.
36-15A 23rd Street, LIC, NY 11106
Tel: 718.383.2626, Fax: 718.383.7780

PAINT CHIP SAMPLE DATA AND CHAIN OF CUSTODY

TURNAROUND TIME: ☐ RUSH ☐ 3hrs ☐ 6 hrs ☐ 12 hrs ☐ 24 hrs ☒ 48 hrs ☐ Other

L23020253

CLIENT INFORMATION

PROJECT INFORMATION

CLIENT NAME: **Ronnette Riley Architect**		PROJECT NAME: **LBP Confirmatory Paint Chip Bulk Sampling**	
CONTACT NAME: **Ms. Yumi Moriwaki**	PHONE No: **212-386-0281**	P.E. PROJECT No.: **2352-23-0001**	
BUILDING NAME: **Kings County Supreme Court**		RISK ASSESSOR / INSPECTOR NAME: **Christopher Mikil, Nikolaos Charalambous**	
BUILDING ADDRESS: **360 Adams Street, Brooklyn, NY 11201**		SAMPLING AREAS: **Throughout**	DATE: 02/25/23

PAINT CHIP SAMPLE DATA

SAMPLE No.	SAMPLE LOCATION	COMPONENT	SURFACE PAINT COLOR	CONDITION OF PAINT SURFACE	SUBSTRATE	TYPE OF STRUCTURE	BY WEIGHT	DETECTION LIMIT	LAB RESULT[1]
37	2nd Floor, Room #245, Men's Bathroom	Exhaust vent	White	☒ Intact ☐ Fair ☐ Poor	☐ Plaster ☐ Sheetrock ☐ Wood ☒ Metal ☐ Masonry ☐ Vinyl___	☐ Residential ☐ Industrial ☐ Commercial ☐ School ☐ Steel ☒ Other_____			
38	1st Floor, By Room #189, Vestibule	Door	Blue	☐ Intact ☒ Fair ☐ Poor	☐ Plaster ☐ Sheetrock ☐ Wood ☒ Metal ☐ Masonry ☐ Vinyl	☐ Residential ☐ Industrial ☐ Commercial ☐ School ☐ Steel ☒ Other			
39	1st Floor, Room #184C, Vestibule	Wall	Green	☒ Intact ☐ Fair ☐ Poor	☒ Plaster ☐ Sheetrock ☐ Wood ☐ Metal ☐ Masonry ☐ Vinyl	☐ Residential ☐ Industrial ☐ Commercial ☐ School ☐ Steel ☒ Other			
40	9th Floor, Room #945, Vestibule	Wall	Beige	☒ Intact ☐ Fair ☐ Poor	☒ Plaster ☐ Sheetrock ☐ Wood ☐ Metal ☐ Masonry ☐ Vinyl	☐ Residential ☐ Industrial ☐ Commercial ☐ School ☐ Steel ☒ Other_____			

CHAIN OF CUSTODY

RELINQUISHED BY: (FULL NAME)	DATE	TIME	RECEIVED BY: (FULL NAME)	DATE	TIME	METHOD OF SUBMITAL
1. Nikolaos Charalambous	02/25/23	13:17	MAP	2/25/23	11 6PM	
2.						
3.						

LAB INFORMATION

BATCH No.	ANALYZED BY: (FULL NAME)	SIGNATURE	DATE	TIME	COMMENTS (LAB)
	Q.C. BY:				

[1] HUD defines lead-based paint as paint having a lead concentration equal to or above 0.5 mg/cm^2 by area or 0.25% by weight via laboratory analysis

PRECISION ENVIRONMENTAL INC.
36-15A 23rd Street, LIC, NY 11106
Tel: 718.383.2626, Fax: 718.383.7780

PAINT CHIP SAMPLE DATA AND CHAIN OF CUSTODY

TURNAROUND TIME: ☐ RUSH ☐ 3hrs ☐ 6 hrs ☐ 12 hrs ☐ 24 hrs ☒ 48 hrs ☐ Other

L23020253

CLIENT INFORMATION

PROJECT INFORMATION

CLIENT NAME: **Ronnette Riley Architect**		PROJECT NAME: **LBP Confirmatory Paint Chip Bulk Sampling**	
CONTACT NAME: **Ms. Yumi Moriwaki**	PHONE No: **212-386-0281**	P.E. PROJECT No.: **2352-23-0001**	
BUILDING NAME: **Kings County Supreme Court**		RISK ASSESSOR / INSPECTOR NAME: **Christopher Mikil, Nikolaos Charalambous**	
BUILDING ADDRESS: **360 Adams Street, Brooklyn, NY 11201**		SAMPLING AREAS: **Throughout**	DATE: 02/25/23

PAINT CHIP SAMPLE DATA

SAMPLE No.	SAMPLE LOCATION	COMPONENT	SURFACE PAINT COLOR	CONDITION OF PAINT SURFACE	SUBSTRATE	TYPE OF STRUCTURE	BY WEIGHT	DETECTION LIMIT	LAB RESULT[1]
41	1st Floor, Room #189, Hallway	Wall	Green	☒ Intact ☐ Fair ☐ Poor	☐ Plaster ☒ Sheetrock ☐ Wood ☐ Metal ☐ Masonry ☐ Vinyl___	☐ Residential ☐ Industrial ☐ Commercial ☐ School ☐ Steel ☒ Other_____			
42	1st Floor, Room #189, Vestibule	Wall	Blue	☒ Intact ☐ Fair ☐ Poor	☐ Plaster ☒ Sheetrock ☐ Wood ☐ Metal ☐ Masonry ☐ Vinyl	☐ Residential ☐ Industrial ☐ Commercial ☐ School ☐ Steel ☒ Other			
43	2nd Floor, Room #258, Records	Wall	Gray	☒ Intact ☐ Fair ☐ Poor	☐ Plaster ☒ Sheetrock ☐ Wood ☐ Metal ☐ Masonry ☐ Vinyl	☐ Residential ☐ Industrial ☐ Commercial ☐ School ☐ Steel ☒ Other			
				☐ Intact ☐ Fair ☐ Poor	☐ Plaster ☐ Sheetrock ☐ Wood ☐ Metal ☐ Masonry ☐ Vinyl	☐ Residential ☐ Industrial ☐ Commercial ☐ School ☐ Steel ☐ Other_____			

CHAIN OF CUSTODY

RELINQUISHED BY: (FULL NAME)	DATE	TIME	RECEIVED BY: (FULL NAME)	DATE	TIME	METHOD OF SUBMITAL
1. Nikolaos Charalambous	02/25/23	13:17	MAP	2/25/23	11:6PM	
2.						
3.						

LAB INFORMATION

BATCH No.	ANALYZED BY: (FULL NAME)	SIGNATURE	DATE	TIME	COMMENTS (LAB)
	Q.C. BY:				

[1] HUD defines lead-based paint as paint having a lead concentration equal to or above 0.5 mg/cm^2 by area or 0.25% by weight via laboratory analysis

New York State – Department of Labor
Division of Safety and Health
License and Certificate Unit
State Campus, Building 12
Albany, NY 12240

ASBESTOS HANDLING LICENSE

Precision Environmental Inc.

36-15A 23rd Street

Long Island City, NY 11106

FILE NUMBER: 99-1024
LICENSE NUMBER: 29729
LICENSE CLASS: RESTRICTED
DATE OF ISSUE: 03/10/2022
EXPIRATION DATE: 03/31/2023

Duly Authorized Representative – Carolyn Pappalas:

This license has been issued in accordance with Article 30 Division of Article 30 of the Labor Law of New York State and of the New York State Codes, Rules and Regulations (12 NYCRR Part 56). It is subject to suspension or revocation for a (1) serious violation of state, federal or local laws with regard to the conduct of an asbestos project, or (2) demonstrated lack of responsibility in the conduct of any job involving asbestos or asbestos material.

This license is valid only for the contractor named above and this license or a photocopy must be prominently displayed at the asbestos project worksite. This license verifies that all persons employed by the licensee on an asbestos project in New York State have been issued an Asbestos Certificate, appropriate for the type of work they perform, by the New York State Department of Labor.

Amy Phillips, Director
For the Commissioner of Labor

SH 432 (8/12)

Christopher Mikil

New York State Department of Labor

Cert# 19-06627

Expiration Date: 12/15/2023

NYC Department of Environmental Protection

#161958

Expiration Date: 12/15/2024



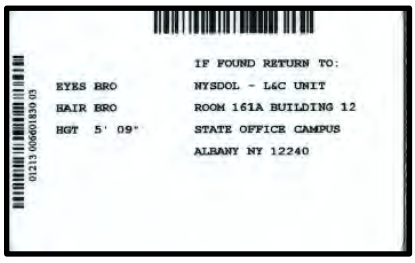



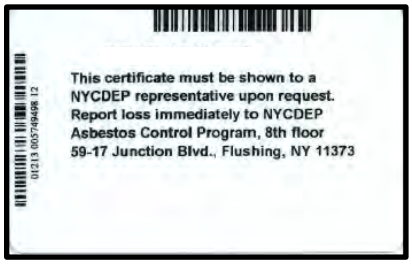

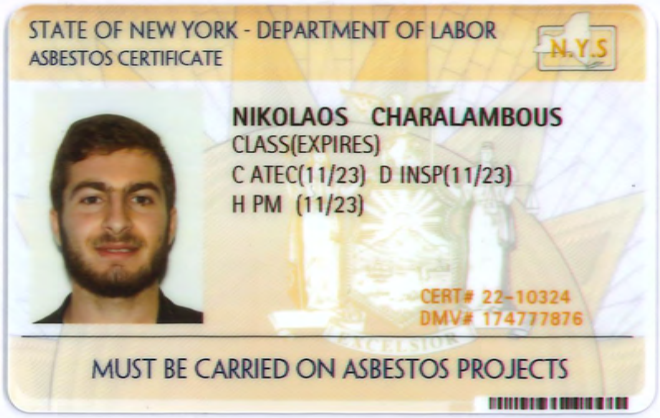
STATE OF NEW YORK - DEPARTMENT OF LABOR
ASBESTOS CERTIFICATE
N.Y.S
NIKOLAOS CHARALAMBOUS
CLASS(EXPIRES)
C ATEC(11/23) D INSP(11/23)
H PM (11/23)
CERT# 22-10324
DMV# 174777876
MUST BE CARRIED ON ASBESTOS PROJECTS

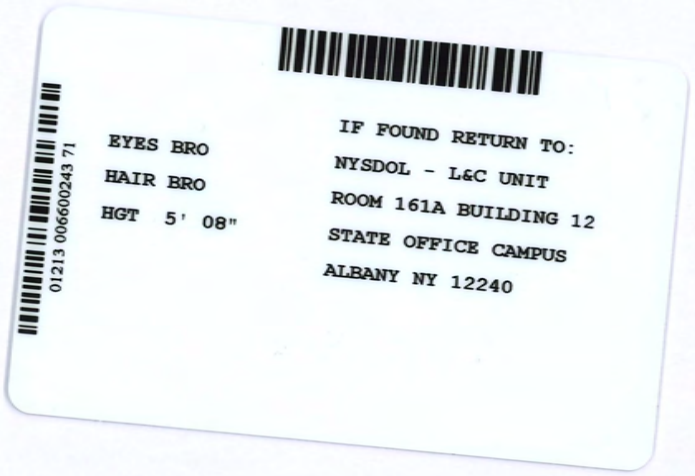
01213 006600243 71
EYES BRO
HAIR BRO
HGT 5' 08"
IF FOUND RETURN TO:
NYSDOL - L&C UNIT
ROOM 161A BUILDING 12
STATE OFFICE CAMPUS
ALBANY NY 12240

NEW YORK STATE DEPARTMENT OF HEALTH
WADSWORTH CENTER

Expires 12:01 AM April 01, 2023
Issued April 01, 2022

CERTIFICATE OF APPROVAL FOR LABORATORY SERVICE

Issued in accordance with and pursuant to section 502 Public Health Law of New York State

MR. MICHAEL PARPOUNAS
PRECISION ENVIRONMENTAL INC
36-15A 23RD ST
LONG ISLAND CITY, NY 11106

NY Lab Id No: 11764

Is hereby APPROVED as an Environmental Laboratory for the category
ENVIRONMENTAL ANALYSES SOLID AND HAZARDOUS WASTE
All approved subcategories and/or analytes are listed below:

Miscellaneous

Asbestos in Friable Material — Item 198.1 of Manual

EPA 600/M4-82/020

Serial No.: 65120

Property of the New York State Department of Health. Certificates are valid only at the address shown, must be conspicuously posted, and are printed on secure paper. Continued accreditation depends on successful ongoing participation in the Program. Consumers are urged to call (518)486-5570 to verify the laboratory's accreditation status.

United States Department of Commerce
National Institute of Standards and Technology

Certificate of Accreditation to ISO/IEC 17025:2017

NVLAP LAB CODE: 200640-0

Precision Environmental Inc.

Long Island City, NY

is accredited by the National Voluntary Laboratory Accreditation Program for specific services, listed on the Scope of Accreditation, for:

Asbestos Fiber Analysis

This laboratory is accredited in accordance with the recognized International Standard ISO/IEC 17025:2017. This accreditation demonstrates technical competence for a defined scope and the operation of a laboratory quality management system (refer to joint ISO-ILAC-IAF Communique dated January 2009).

2022-07-01 through 2023-06-30

Effective Dates

DEPARTMENT OF COMMERCE * UNITED STATES OF AMERICA *

For the National Voluntary Laboratory Accreditation Program

National Voluntary Laboratory Accreditation Program

SCOPE OF ACCREDITATION TO ISO/IEC 17025:2017

Precision Environmental Inc.
36-15A 23rd Street
Long Island City, NY 11106
Mr. Michael Parpounas
Phone: 718-383-2626 Fax: 718-383-7780
Email: lab@precision-enviro.com
http://www.precision-enviro.com

ASBESTOS FIBER ANALYSIS **NVLAP LAB CODE 200640-0**

Bulk Asbestos Analysis

Code	*Description*
18/A01	EPA -- 40 CFR Appendix E to Subpart E of Part 763, Interim Method of the Determination of Asbestos in Bulk Insulation Samples

For the National Voluntary Laboratory Accreditation Program

Effective 2022-07-01 through 2023-06-30

New York State – Department of Labor
Division of Safety and Health
License and Certificate Unit
State Campus, Building 12
Albany, NY 12240

ASBESTOS HANDLING LICENSE

ATC Group Services LLC
10th Floor
104 East 25th Street

New York, NY 10010

FILE NUMBER: 99-0121
LICENSE NUMBER: 29902
LICENSE CLASS: RESTRICTED
DATE OF ISSUE: 03/31/2022
EXPIRATION DATE: 03/31/2023

Duly Authorized Representative – Kevin Hamilton

This license has been issued in accordance with applicable provisions of Article 30 of the Labor Law of New York State and of the New York State Codes, Rules and Regulations (12 NYCRR Part 56). It is subject to suspension or revocation for a (1) serious violation of state, federal or local laws with regard to the conduct of an asbestos project, or (2) demonstrated lack of responsibility in the conduct of any job involving asbestos or asbestos material.

This license is valid only for the contractor named above and this license or a photocopy must be prominently displayed at the asbestos project worksite. This license verifies that all persons employed by the licensee on an asbestos project in New York State have been issued an Asbestos Certificate, appropriate for the type of work they perform, by the New York State Department of Labor.

Amy Phillips, Director
For the Commissioner of Labor

SH 432 (8/12)

NEW YORK STATE DEPARTMENT OF HEALTH
WADSWORTH CENTER

Expires 12:01 AM April 01, 2023
Issued April 01, 2022

CERTIFICATE OF APPROVAL FOR LABORATORY SERVICE

Issued in accordance with and pursuant to section 502 Public Health Law of New York State

MS. MILENA BONEZZI
ATC GROUP SERVICES LLC
104 EAST 25TH STREET 8TH FLOOR
NEW YORK, NY 10010

NY Lab Id No: 10879

Is hereby APPROVED as an Environmental Laboratory for the category
ENVIRONMENTAL ANALYSES SOLID AND HAZARDOUS WASTE
All approved subcategories and/or analytes are listed below:

Miscellaneous

Asbestos In Friable Material	Item 198.1 of Manual EPA 600/M4/82/020
Asbestos In Non-Friable Material-PLM	Item 198.6 of Manual (NOB by PLM)
Asbestos In Non-Friable Material-TEM	Item 198.4 of Manual
Asbestos-Vermiculite-Containing Material	Item 198.8 of Manual

Serial No.: 64496

Property of the New York State Department of Health. Certificates are valid only at the address shown, must be conspicuously posted, and are printed on secure paper. Continued accreditation depends on successful ongoing participation in the Program. Consumers are urged to call (518) 486-5570 to verify the laboratory's accreditation status.

United States Department of Commerce
National Institute of Standards and Technology

Certificate of Accreditation to ISO/IEC 17025:2017

NVLAP LAB CODE: 101187-0

ATC Group Services LLC

New York, NY

is accredited by the National Voluntary Laboratory Accreditation Program for specific services, listed on the Scope of Accreditation, for:

Asbestos Fiber Analysis

This laboratory is accredited in accordance with the recognized International Standard ISO/IEC 17025:2017. This accreditation demonstrates technical competence for a defined scope and the operation of a laboratory quality management system (refer to joint ISO-ILAC-IAF Communique dated January 2009).

2022-07-01 through 2023-06-30

Effective Dates

For the National Voluntary Laboratory Accreditation Program

National Voluntary Laboratory Accreditation Program

SCOPE OF ACCREDITATION TO ISO/IEC 17025:2017

ATC Group Services LLC
104 E. 25th Street 8th Floor
New York, NY 10010
Ms. Milena Bonezzi
Phone: 212-353-8280 x247 Fax: 212-353-8306
Email: milena.bonezzi@atcgs.com

ASBESTOS FIBER ANALYSIS **NVLAP LAB CODE 101187-0**

Bulk Asbestos Analysis

Code	*Description*
18/A01	EPA -- 40 CFR Appendix E to Subpart E of Part 763, Interim Method of the Determination of Asbestos in Bulk Insulation Samples
18/A03	EPA 600/R-93/116: Method for the Determination of Asbestos in Bulk Building Materials

Airborne Asbestos Analysis

Code	*Description*
18/A02	U.S. EPA's "Interim Transmission Electron Microscopy Analytical Methods-Mandatory and Nonmandatory-and Mandatory Section to Determine Completion of Response Actions" as found in 40 CFR, Part 763, Subpart E, Appendix A.

For the National Voluntary Laboratory Accreditation Program

Effective 2022-07-01 through 2023-06-30

United States Environmental Protection Agency

This is to certify that

Precision Environmental,Inc.

has fulfilled the requirements of the Toxic Substances Control Act (TSCA) Section 402, and has received certification to conduct lead-based paint activities pursuant to 40 CFR Part 745.226

In the Jurisdiction of:

All EPA Administered Lead-based Paint Activities Program States, Tribes and Territories

This certification is valid from the date of issuance and expires June 21, 2025

LBP-2451-2

Certification #

April 13, 2022

Issued On

Michelle Price, Chief

Lead, Heavy Metals, and Inorganics Branch

United States Environmental Protection Agency

This is to certify that



Christopher Mikil

has fulfilled the requirements of the Toxic Substances Control Act (TSCA) Section 402, and has received certification to conduct lead-based paint activities pursuant to 40 CFR Part 745.226 as:

Risk Assessor

In the Jurisdiction of:

All EPA Administered Lead-based Paint Activities Program States, Tribes and Territories

This certification is valid from the date of issuance and expires October 18, 2025

LBP-R-I207885-1

Certification #

October 04, 2022

Issued On

Ben Conetta

Ben Conetta, Chief

Chemicals and Multimedia Programs Branch

United States Environmental Protection Agency

This is to certify that



Nikolaos Charalambous

has fulfilled the requirements of the Toxic Substances Control Act (TSCA) Section 402, and has received certification to conduct lead-based paint activities pursuant to 40 CFR Part 745.226 as:

Inspector

In the Jurisdiction of:

All EPA Administered Lead-based Paint Activities Program States, Tribes and Territories

This certification is valid from the date of issuance and expires March 20, 2026

LBP-I-I235331-1

Certification #

March 06, 2023

Issued On

Ben Conetta

Ben Conetta, Chief

Chemicals and Multimedia Programs Branch

NEW YORK STATE DEPARTMENT OF HEALTH
WADSWORTH CENTER

Expires 12:01 AM April 01, 2023
Issued April 01, 2022

CERTIFICATE OF APPROVAL FOR LABORATORY SERVICE

Issued in accordance with and pursuant to section 502 Public Health Law of New York State

MR. ZLATAN DIMITRIJEVIC
METRO ANALYTICAL LABORATORIES, LLC.
255 WEST 36TH STREET SUITE 101
NEW YORK, NY 10018-0022

NY Lab Id No: 12003

is hereby APPROVED as an Environmental Laboratory for the category
ENVIRONMENTAL ANALYSES SOLID AND HAZARDOUS WASTE
All approved subcategories and/or analytes are listed below:

Miscellaneous

Asbestos in Friable Material	Item 198.1 of Manual
	EPA 600/M4/82/020
Asbestos in Non-Friable Material-PLM	Item 198.6 of Manual (NOB by PLM)
Asbestos in Non-Friable Material-TEM	Item 198.4 of Manual
Lead in Dust Wipes	EPA 7000B
Lead in Paint	EPA 7000B

Sample Preparation Methods

EPA 3050B

Serial No.: 64913

Property of the New York State Department of Health. Certificates are valid only at the address shown, must be conspicuously posted, and are printed on secure paper. Continued accreditation depends on successful ongoing participation in the Program. Consumers are urged to call (518) 485-5570 to verify the laboratory's accreditation status.

AIHA Laboratory Accreditation Programs, LLC

acknowledges that

Metro Analytical Laboratories

255 West 36th Street, Suite 101, New York, NY 10018

Laboratory ID: LAP-220677

along with all premises from which key activities are performed, as listed above, has fulfilled the requirements of the AIHA Laboratory Accreditation Programs (AIHA-LAP), LLC accreditation to the ISO/IEC 17025:2017 international standard, General Requirements for the Competence of Testing and Calibration Laboratories in the following:

LABORATORY ACCREDITATION PROGRAMS

☐	**INDUSTRIAL HYGIENE**	Accreditation Expires:
☑	**ENVIRONMENTAL LEAD**	Accreditation Expires: May 01, 2023
☐	**ENVIRONMENTAL MICROBIOLOGY**	Accreditation Expires:
☐	**FOOD**	Accreditation Expires:
☐	**UNIQUE SCOPES**	Accreditation Expires:

Specific Field(s) of Testing (FoT)/Method(s) within each Accreditation Program for which the above named laboratory maintains accreditation is outlined on the attached Scope of Accreditation. Continued accreditation is contingent upon successful on-going compliance with ISO/IEC 17025:2017 and AIHA-LAP, LLC requirements. This certificate is not valid without the attached Scope of Accreditation. Please review the AIHA-LAP, LLC website (www.aihaaccreditedlabs.org) for the most current Scope.

Cheryl O. Morton

Cheryl O Morton
Managing Director, AIHA Laboratory Accreditation Programs, LLC

Revision19: 09/01/2020

Date Issued: 05/31/2021

AIHA
Laboratory Accreditation Programs, LLC

AIHA Laboratory Accreditation Programs, LLC

SCOPE OF ACCREDITATION

Metro Analytical Laboratories
255 West 36th Street, Suite 101, New York, NY 10018

Laboratory ID: LAP-220677
Issue Date: 05/31/2021

The laboratory is approved for those specific field(s) of testing/methods listed in the table below. Clients are urged to verify the laboratory's current accreditation status for the particular field(s) of testing/methods, since these can change due to proficiency status, suspension and/or withdrawal of accreditation.

The EPA recognizes the AIHA-LAP, LLC ELLAP program as meeting the requirements of the National Lead Laboratory Accreditation Program (NLLAP) established under Title X of the Residential Lead-Based Paint Hazard Reduction Act of 1992 and includes paint, soil and dust wipe analysis. Air and composited wipes analyses are not included as part of the NLLAP.

Environmental Lead Laboratory Accreditation Program (ELLAP)

Initial Accreditation Date: 02/01/2017

Component, parameter or characteristic tested	Technology sub-type/Detector	Method	Method Description *(for internal methods only)*
Settled Dust by Wipe	AA	EPA SW-846 3050B	N/A
		EPA SW-846 7000B	N/A

A complete listing of currently accredited ELLAP laboratories is available on the AIHA-LAP, LLC website at: *http://www.aihaaccreditedlabs.org*

DCAS strongly advises vendors to finalize and submit bids 48 hours prior to due date and time. The City is not responsible for technical issues (e.g. internet connection, power outages, technology malfunction, computer errors, etc.) related to bid submissions.

ALL OTHER TERMS AND CONDITIONS REMAIN UNCHANGED. PLEASE NOTE: THIS ADDENDUM #2 IS ISSUED FOR THE PURPOSE OF AMENDING THE INFORMATION FOR BIDDERS, BID, AGREEMENT, BONDS, SPECIFICATIONS AND DRAWINGS AND IS HEREBY MADE A PART OF SAID INFORMATION FOR BIDDERS, BID, AGREEMENT, BONDS, AND SPECIFICATIONS TO THE SAME EXTENT AS THOUGH IT WAS ORIGINALLY INCLUDED THEREIN.