

KINGS COUNTY SUPREME COURT BUILDING ACCESSIBILITY RENOVATIONS

360 Adams Street, Brooklyn, NY 11201

DRAWING LIST

No.	CURRENT DWG #	DWG TITLE
	COVER	
1	T001.00	COVER SHEET, DRAWING LIST
2	T002.00	SUMMARY OF WORK, NOTES, ABBREVIATIONS, SYMBOLS AND BUILDING LEGEND
3	T003.00	FLOOD INSURANCE RATE MAP (FIRM)
4	T004.00	ACCESSIBILITY NOTES - 1
5	T005.00	ACCESSIBILITY NOTES - 2
6	T006.00	ACCESSIBILITY NOTES - 3
	HAZMAT	
H1~H59	H101~H159	ASBESTOS REMOVAL PLANS (59 SHEETS)
	DEMO	
7	DM001	SELECTIVE REMOVAL KEY PLANS - 1
8	DM002	SELECTIVE REMOVAL KEY PLANS - 2
9	DM003	SELECTIVE REMOVAL KEY PLANS - 3
10	DM101	CELLAR & 1ST FL SELECTIVE REMOVAL PLANS
11	DM102	1ST FL SELECTIVE REMOVAL PLANS
12	DM103	2ND FL SELECTIVE REMOVAL PLANS - 1
13	DM104	2ND FL SELECTIVE REMOVAL PLANS - 2
14	DM105	3RD FL SELECTIVE REMOVAL PLANS - 1
15	DM106	3RD FL SELECTIVE REMOVAL PLANS - 2
16	DM107	4TH FL SELECTIVE REMOVAL PLANS - 1
17	DM108	4TH FL SELECTIVE REMOVAL PLANS - 2
18	DM109	5TH FL SELECTIVE REMOVAL PLANS - 1
19	DM110	5TH FL SELECTIVE REMOVAL PLANS - 2
20	DM111	6TH & 7TH FL SELECTIVE REMOVAL PLANS
21	DM112	7TH FL SELECTIVE REMOVAL PLANS
22	DM113	8TH FL SELECTIVE REMOVAL PLANS
23	DM114	9TH FL SELECTIVE REMOVAL PLANS - 1
24	DM115	9TH FL SELECTIVE REMOVAL PLANS - 2
25	DM116	10TH & 11TH FL SELECTIVE REMOVAL PLANS
26	DM117	2, 3, 4, 6, 7, 8TH FL DEMO RCP (BELOW NEW WORK)
27	DM118	1, 5, 7, 9TH FL DEMO RCP (BELOW NEW WORK)
	ARCHITECTURE	
28	A100	CELLAR PLAN
29	A101	1ST FL PLAN
30	A102	2ND FL PLAN
31	A103	3RD FL PLAN
32	A104	4TH FL PLAN
33	A105	5TH & 6TH FL PLANS
34	A106	7TH & 8TH FL PLANS
35	A107	9TH & 10TH FL PLANS
36	A108	11th FL PLAN
37	A401	CELLAR & 1ST FL ENLARGED PLANS
38	A402	1ST FL ENLARGED PLANS
39	A403	2ND FL ENLARGED PLANS - 1
40	A404	2ND FL ENLARGED PLANS - 2
41	A405	3RD FL ENLARGED PLANS - 1
42	A406	3RD FL ENLARGED PLANS - 2
43	A407	4TH FL ENLARGED PLANS - 1
44	A408	4TH FL ENLARGED PLANS - 2
45	A409	5TH FL ENLARGED PLANS - 1
46	A410	5TH FL ENLARGED PLANS - 2
47	A411	6TH & 7TH ENLARGED PLANS
48	A412	7TH ENLARGED PLANS
49	A413	8TH ENLARGED PLANS
50	A414	9TH FL ENLARGED PLANS - 1
51	A415	9TH FL ENLARGED PLANS - 2
52	A416	10TH FL ENLARGED PLANS
53	A500	ADA LIFT PLANS, SECTIONS & DETAILS
54	A501	ADA LIFT PLANS, SECTIONS & DETAILS
55	A502	COUNTER DETAILS - 1
56	A503	COUNTER DETAILS - 2
57	A601	JURY ROOM TOILET TYPES
58	A602	JURY ROOM TOILET TYPES &1ST FL TOILET ELEVATIONS
59	A603	2ND FL TOILET ELEVATIONS -1
60	A604	2ND FL TOILET ELEVATIONS -2
61	A605	3RD FL TOILET ELEVATIONS
62	A606	4TH FL TOILET ELEVATIONS
63	A607	5TH FL TOILET ELEVATIONS
64	A608	6TH FL TOILET ELEVATIONS
65	A609	7TH FL TOILET ELEVATIONS
66	A610	8TH FL TOILET ELEVATIONS
67	A611	9TH FL TOILET ELEVATIONS
68	A612	10TH FL TOILET ELEVATIONS
69	A613	11TH FL TOILET ELEVATIONS
70	A701	DOOR SCHEDULE - 1
71	A702	DOOR SCHEDULE - 2
72	A703	PARTITION TYPES AND SCHEDULES
73	A704	BENCH SCHEDULE & DETAILS
74	A705	FINISH SCHEDULES
75	A801	1ST, 2ND, 3RD FLRS REFLECTED CEILING PLANS
76	A802	2ND, 3RD, 4TH FLRS REFLECTED CEILING PLANS
77	A803	5TH, 6TH, 8TH FL REFLECTED CEILING PLANS
78	A804	7TH - 11TH FL REFLECTED CEILING PLANS
79	A805	2, 3, 4, 6, 7, 8TH FL RCP (SPACES BELOW NEW WORK)
80	A806	1, 5, 7, 9TH FL RCP (SPACES BELOW NEW WORK)

No.	CURRENT DWG #	DWG TITLE
	STRUCTURE	
81	S001	GENERAL NOTES AND ABBREVIATIONS
82	S101	PART THIRD & FOURTH FLOOR FRAM PLANS
83	S201	SECTIONS AND TYPICAL DETAILS
	MECHANICAL	
84	M001	SYMBOLS ,GENERAL NOTES AND ABBREVIATIONS
85	M002	MECHANICAL SCHEDULES
86	M101	MECHANICAL 1ST FLOOR KEY PLAN
87	M102	MECHANICAL 2ND FLOOR KEY PLAN
88	M103	MECHANICAL 3RD FLOOR KEY PLAN
89	M104	MECHANICAL 4TH FLOOR KEY PLAN
90	M105	MECHANICAL 5TH AND 6TH FLOOR KEY PLAN
91	M106	MECHANICAL 7TH & 8TH FLOOR KEY PLAN
92	M107	MECHANICAL 9TH FLOOR KEY PLAN
93	M108	MECHANICAL 10TH FLOOR KEY PLAN
94	M201	MECHANICAL 1ST AND 2ND FLOOR PARTIAL PLANS
95	M202	MECHANICAL 3RD FLOOR PARTIAL PLANS - SHEET 1
96	M203	MECHANICAL 3RD FLOOR PARTIAL PLANS - SHEET 2
97	M204	MECHANICAL 4TH FLOOR PARTIAL PLANS
98	M205	MECHANICAL 5TH FLOOR PARTIAL PLANS - SHEET 1
99	M206	MECHANICAL 5TH & 6TH FLOOR PARTIAL PLANS
100	M207	MECHANICAL 7TH FLOOR PARTIAL PLANS
101	M208	MECHANICAL 8TH FLOOR PARTIAL PLANS
102	M209	MECHANICAL 9TH FLOOR PARTIAL PLANS
103	M210	MECHANICAL 10TH FLOOR PARTIAL PLANS
104	M211	MECHANICAL 2ND FLOOR PARTIAL PLANS
105	M212	MECHANICAL 3RD, 4TH FLOOR PARTIAL PLANS
106	M213	MECHANICAL 6TH, 7TH, 8TH FLOOR PARTIAL PLANS
107	M214	MECHANICAL 1ST, 5TH, 7TH, 9TH FLOOR PARTIAL PLANS
108	M401	MECHANICAL AIR FLOW RISER DIAGRAM NORTH
109	M402	MECHANICAL AIR FLOW RISER DIAGRAM SOUTH
110	M701	MECHANICAL DETAILS SHEET 1
111	M702	MECHANICAL DETAILS SHEET 2
	ELECTRICAL	
111	E001	ELECTRICAL SYMBOLS, ABBREV. AND NOTES
112	E101	ELECTRICAL 1ST FLOOR KEY PLAN
113	E102	ELECTRICAL 2ND FLOOR KEY PLAN
114	E103	ELECTRICAL 3RD FLOOR KEY PLAN
115	E104	ELECTRICAL 4TH FLOOR KEY PLAN
116	E105	ELECTRICAL 5TH AND 6TH FLOOR KEY PLAN
117	E106	ELECTRICAL 7TH & 8TH FLOOR KEY PLAN
118	E107	ELECTRICAL 9TH & 10TH FLOOR KEY PLAN
119	E108	ELECTRICAL 11TH FLOOR KEY PLAN
120	E201	ELECTRICAL 1ST & 2ND FL. PARTIAL PLANS-SHEET 1
121	E202	ELECTRICAL 3RD FLOOR PARTIAL PLANS - SHEET 1
122	E203	ELECTRICAL 3RD FLOOR PARTIAL PLANS - SHEET 2
123	E204	ELECTRICAL 4TH FLOOR PARTIAL PLANS - SHEET 1
124	E205	ELECTRICAL 5TH FLOOR PARTIAL PLANS - SHEET 1
125	E206	ELECTRICAL 5TH FLOOR PARTIAL PLANS - SHEET 2
126	E207	ELECTRICAL 6TH FLOOR PARTIAL PLANS
127	E208	ELECTRICAL 7TH FLOOR PARTIAL PLANS
128	E209	ELECTRICAL 8TH FLOOR PARTIAL PLANS
129	E210	ELECTRICAL 8TH FLOOR PARTIAL PLANS
130	E211	ELECTRICAL 10TH FLOOR PARTIAL PLANS
131	E212	ELECTRICAL 11TH FLOOR PARTIAL PLANS
132	E213	ELECTRICAL 2ND, 3RD, 4TH FLOOR PARTIAL PLANS
135	E214	ELECTRICAL 3RD, 4TH AND 5TH FLOOR PARTIAL PLANS
136	E215	ELECTRICAL 2ND FLOOR PARTIAL PLANS
137	E216	ELECTRICAL 3RD AND 4TH FLOOR PARTIAL PLANS
138	E217	ELECTRICAL 6TH, 7TH, 8TH FLOOR PARTIAL PLANS
139	E218	ELECTRICAL 1ST, 5TH, 7TH & 9TH FL PARTIAL PLANS
140	E219	ELECTRICAL 9TH FLOOR PARTIAL PLANS
	PLUMBING	
141	P001	PLUMBING SYMBOLS, ABBREV. AND NOTES
142	P002	PLUMBING DETAILS
143	P101	PLUMBING 1ST FLOOR KEY PLAN
144	P102	PLUMBING 2ND FLOOR KEY PLAN
145	P103	PLUMBING 3RD FLOOR KEY PLAN
146	P104	PLUMBING 4TH FLOOR KEY PLAN
147	P105	PLUMBING 5TH AND 6TH FLOOR KEY PLAN
148	P106	PLUMBING 7TH & 8TH FLOOR KEY PLAN
149	P107	PLUMBING 9TH & 10TH FLOOR KEY PLAN
150	P108	PLUMBING 11TH FLOOR KEY PLAN
151	P201	PLUMBING 2ND FLOOR PARTIAL PLANS
152	P202	PLUMBING 3RD FLOOR PARTIAL PLANS - SHEET 1
153	P203	PLUMBING 3RD FLOOR PARTIAL PLANS - SHEET 2
154	P204	PLUMBING 4TH FLOOR PARTIAL PLANS
155	P205	PLUMBING 5TH FLOOR PARTIAL PLANS - SHEET 1
156	P206	PLUMBING 5TH FLOOR PARTIAL PLANS - SHEET 2
157	P207	PLUMBING 6TH FLOOR PARTIAL PLANS
158	P208	PLUMBING 7TH FLOOR PARTIAL PLANS
159	P209	PLUMBING 8TH FLOOR PARTIAL PLANS
160	P210	PLUMBING 9TH FLOOR PARTIAL PLANS
161	P211	PLUMBING 10TH FLOOR PARTIAL PLANS
162	P212	PLUMBING 11TH FLOOR PARTIAL PLANS
163	P400	PLUMBING SANITARY RISER 3RD TO 6TH FLR STACKS 1 TO 6
164	P401	PLUMBING SANITARY RISER 7TH TO 11TH FL. STACKS 3 TO 6
165	P402	PLUMBING SANITARY RISER 3RD TO 6TH FL. STACKS 7, 8, 10,11,12
166	P403	PLUMBING SANITARY RISER 7TH TO 11TH FL. STACKS 7 TO 10
167	P404	PLUMBING DOMESTIC WATER RISER 3RD TO 6TH STACKS 1 TO 6
168	P405	PLUMBING DOMESTIC WATER RISER 7TH TO 11TH STACKS 3 TO 6
169	P406	PLUMBING DOMESTIC WATER 3RD TO 6TH STACKS 7, 8, 10, 11,12
170	P407	PLUMBING DOMESTIC WATER RISER 7TH TO 11TH STACKS 7 TO 10
171	P408	PLUMBING 1ST & 2ND FL RISERS
172	P409	PLUMBING 2ND FL RESTROOM 240 & 240C RISERS
	FIRE PROTECTION	
173	SP001	SPRINKLER SYMBOLS,ABBREV. AND NOTES
174	SP101	SPRINKLER 1ST FLOOR KEY PLAN
175	SP102	SPRINKLER 2ND FLOOR KEY PLAN
176	SP103	SPRINKLER 3RD FLOOR KEY PLAN
177	SP104	SPRINKLER 4TH FLOOR KEY PLAN
178	SP105	SPRINKLER 5TH AND 6TH FLOOR KEY PLAN
179	SP106	SPRINKLER 7TH AND 8TH FLOOR KEY PLAN
180	SP107	SPRINKLER 9TH AND 10TH FLOOR KEY PLAN
181	SP108	SPRINKLER 11TH FLOOR KEY PLAN
182	SP201	SPRINKLER 1ST AND 2ND FLOOR PARTIAL PLANS
183	SP202	SPRINKLER 3RD & 4TH FLOOR PARTIAL PLANS
184	SP203	SPRINKLER 5TH & 6TH FLOOR PARTIAL PLANS
185	SP204	SPRINKLER 7TH & 8TH FLOOR PARTIAL PLANS
186	SP210	SPRINKLER 9TH, 10TH, & 11TH FLOOR PARTIAL PLANS

KINGS COUNTY SUPREME COURT BUILDING ACCESSIBILITY RENOVATIONS

360 Adams Street
Brooklyn NY 11201

Conditions

ALL IDEAS, DESIGNS, ARRANGEMENTS AND PLANS INDICATED OR REPRESENTED BY THIS DRAWING ARE OWNED BY, AND THE PROPERTY OF RONNETTE RILEY ARCHITECT AND WERE CREATED, EVOLVED AND DEVELOPED FOR THE USE ON, AND IN CONNECTION WITH THE SPECIFIED PROJECT.
NONE OF SUCH IDEAS, DESIGNS, ARRANGEMENTS OR PLANS SHALL BE USED BY OR DISCLOSED TO ANY PERSON, FIRM OR CORPORATION FOR ANY PURPOSE WHATSOEVER WITHOUT THE WRITTEN PERMISSION OF RONNETTE RILEY ARCHITECT.

© Copyright Ronnette Riley *Architect* 2021

Ronnette Riley *Architect*

494 Eighth Avenue, 15th Floor
New York, NY 10001
T 212 594 4015
F 212 594 2868
www.ronnetteriley.com

MEP Engineer:

Loring Consulting Engineers, Inc.
360 West 31st Street, 14th Floor
New York, NY 10001-2727
T 212-563 7400
www.loringengineers.com
New York City .Washington, DC . Princeton . Durham . Toronto

Structural Engineer:

Silman
32 Old Slip, 10th Floor
New York, NY 10005
T 212-620 7970
www.Silman.com

Rev	Date	Issue
	11 JUN 2021	Issue for SD Review
	22 OCT 2021	DD Review
	23 NOV 2021	DD Submission
	4 MAR 2022	Issue for Final DD
	6 DEC 2022	CD Review
	23 MAR 2023	CD FINAL

Title

COVER PAGE

Date	06-11-2021
Project No.	4107
Drawing By	CQ
CHK By	BL
Scale	

T001 .00 (DOB Rev)

of

DOB SCAN

F:\2021 Jobs\4107 DCAS 360 Adams SD-CA\05 Drawings\RRA Set\4107 Cover Aug 09 2023 - 1:14pm cq

ABBREVIATIONS

A.F.F.	Above Finish Floor
AP	Access Panel
ACCOM	Accomodate
ACCS	Accessories
ACT	Acoustical Ceiling Tile
ADD'L	Additional
ADJ	Adjacent, Adjustable
ALUM	Aluminum
&	And
ANOD	Anodized
ARCH, ARCHT	Architectural, Architect
@	At
B	Base, Beam
BTWN	Between
BLK, BLK'G	Block, Blocking
BD	Board
BOTT, B.O.	Bottom Of
BLDG	Building
CABT, CABTS	Cabinet, Cabinetry, Cabinets
C.H.	Ceiling Height
CLG	Ceiling
CMU	Concrete Masonry Unit
CTR	Center
℄	Center Line
CLR	Clear
COL	Column
COORD	Coordinate
CONC	Concrete
COND	Condition
CONSTR	Construction
CONT	Continuous
CORR	Corridor
DTL	Detail
DIA	Diameter
DIFF	Diffuser, Different
DIM	Dimension
DR, DRS	Door, Doors
DBL	Double
DN	Down
DWG, DWGS	Drawing, Drawings
EA	Each
EL	Elevation
ELEV	Elevator
ELEC	Electric, Electrical
EQ	Equal
EXG	Existing
EXT	Exterior
F.O.	Face Of
FSTN	Fasten
FIN	Finish, Finishes
FIXT	Fixture
FL	Floor
FL'G	Flooring
FPSC	Fire Proof Self-Closing (Door)
FRMG	Framing
FT	Foot or Feet
FURR	Furring
GC	General Contractor
GL	Glass, Glazing, Glazed
GFI	Ground Fault Interruptor
GWB	Gypsum Wall Board
HWR	Hardware
HWD	Hard Wood
HT	Height
HM	Hollow Metal
INCL	Including
INT	Interior
JT	Joint
LAMD	Laminated
LT, LTS	Light, Lights
LWT	Lightweight
LIN	Linear, Linen
LP	Low Point
MFR	Manufacturer
MAT	Material
MAX	Maximum
MECH	Mechanical
MTL	Metal
MIN	Minimum
MIR	Mirror
MTD	Mounted
NOM	Nominal
N.I.C.	Not In Contract
N.T.S.	Not To Scale
O.C.	On Center
OP'G	Opening
OPP	Opposite
OTB	Open To Below
PT, PTD	Paint, Painted
PNL	Panel
PTL	Partial
PARTN, PTN, PTN'S	Partition, Partitions
PLAS	Plaster
P.LAM, PL	Plastic Laminate
℗	Plate
PLEXI	Plexiglas
PLUMB.PL	Plumbing
PLY	Plywood, Ply
QTY	Quantity
R	Relocated
RAD	Radius
RCP	Reflected Ceiling Plan
REQ'D	Required
RM	Room
SCHED	Schedule
SECT	Section
SH	Shelf
SIM	Similar
S.C.	Solid Core
SP	Solid Surfacing
SPEC	Specification
S.S.	Stainless Steel
ST	Stain
STL	Steel
STN	Stain
STOR	Storage
STRUCT	Structural
SUSP	Suspended
T	Tile
TERR	Terrazzo
THK	Thick
T.B.D.	To Be Determined
T&B	Top And Bottom
T.O.	Top Of
TYP	Typical
U.O.N.	Unless Otherwise Noted
U/S	Underside
VCT	Vinyl Composition Tile
VERT	Vertical
VEN	Veneer
V.I.F.	Verify In Field
W/	With
W.C.	Water Closet
WP	Waterproofing
WT	Weight
WD	Wood

SPECIAL INSPECTIONS

SPECIAL INSPECTIONS REQUIRED UNDER THIS APPLICATION IN ACCORDANCE WITH CHAPTER 17 AND THE APPLICABLE SECTIONS OF THE NYC CONSTRUCTION CODE ARE LISTED IN THE FOLLOWING TABLES. SPECIAL INSPECTIONS FOR PORTIONS OF THE WORK THAT ARE FILED UNDER SEPARATE APPLICATION ARE NOT LISTED HERE AND ARE TO BE LISTED ON THOSE APPLICATIONS BY THE CONTRACTOR'S APPLICANT OF RECORD.

THE CONTRACTOR MUST NOTIFY THE RELEVANT SPECIAL INSPECTOR OR SPECIAL INSPECTION AGENCY IN WRITING FOR SPECIAL INSPECTIONS AT LEAST 72 HOURS BEFORE THE SPECIFIC WORK COMMENCES.

THE "OWNER" SHALL BE RESPONSIBLE FOR THE FOLLOWING SPECIAL INSPECTIONS:

STRUCTURAL STEEL - WELDING	BC 1704.3.1
STRUCTURAL STEEL - DETAILS	BC 1704.3.2
STRUCTURAL STEEL - HIGH STRENGTH BOLTS	BC 1704.3.3
CONCRETE- CAST-IN PLACE	BC 1704.4
SPRAYED FIRE-RESISTANT MATERIALS	BC 1704.11
MECHANICAL SYSTEMS	BC 1704.16
FIRE-RESISTANT PENETRATIONS AND JOINTS	BC 1704.27
POST INSTALLED ANCHORS - (BB# 2014-018, 2014-019)	BC 1704.32

THE "CONTRACTOR" SHALL BE RESPONSIBLE FOR THE FOLLOWING BUILDING DEPARTMENT FORM

CONCRETE DESIGN MIX - TR3	BC 1905.3, BC 1913.5

PROGRESS INSPECTIONS

PROGRESS INSPECTIONS REQUIRED IN ACCORDANCE WITH CHAPTER 1 OF THE 2022 NYC BUILDING CODE AND THE APPLICABLE SECTIONS OF THE NYC CONSTRUCTION CODE ARE LISTED IN THE FOLLOWING TABLES:

THE CONTRACTOR MUST NOTIFY THE ARCHITECT OR ENGINEER FOR PROGRESS INSPECTIONS AT LEAST 72 HOURS BEFORE THE SPECIFIC WORK COMMENCES OR REQUIRES INSPECTION. SPECIFIC INSPECTION REQUIREMENTS FOR ENERGY CODE COMPLIANCE ARE INDICATED ON THE 'EN' SERIES DRAWINGS.

THE "OWNER" SHALL BE RESPONSIBLE FOR THE FOLLOWING PROGRESS INSPECTIONS:

FIRE-RESISTANCE-RATED CONSTRUCTION	BC 110.3.4
ENERGY CODE COMPLIANCE INSPECTIONS	BC 110.3.5
FINAL	28-116.2.4.2, BC 110.5, DIRECTIVE 14 OF 1975 & 1 RCNY 5101-10

BUILDING LEGEND

- DENOTES EXG TO REMAIN
- DENOTES EXTENT OF DEMOLITION
- DENOTES NEW WALL CONSTRUCTION
- DENOTES NEW PARTIAL HEIGHT WALL CONSTRUCTION
- HIDDEN
- OVERHEAD
- FURNITURE
- NEW CASEWORK

DRAWING SYMBOLS

- Drawing No. / NAME / X/XX"=1'-0" — DRAWING TITLE
- COLUMN LINES
- Drawing No. / Sheet No. — SECTION KEY
- Drawing No. / Sheet No. — INTERIOR ELEVATION
- RM.NAME / #### — ROOM NAME AND NUMBER
- # SF — AREA OF SPACE
- Drawing No. / Sheet No. — DETAIL KEY
- DOOR NUMBER
- WINDOW NUMBER
- PARTITION TYPE
- ACCESSORY NUMBER
- REVISION NUMBER
- FIRE EXTINGUISHER
- DIMENSION
- DATUM, CONTROL ELEVATION
- MAIN ENTRY
- ALTERNATE ENTRY
- NORTH ARROW
- EP — ELECTRICAL PANEL

E	DENOTES EX'G DEVICE TO REMAIN
N	DENOTES NEW DEVICE IN NEW LOCATION
R	DENOTES RELOCATION OF EX'G DEVICE
NE	DENOTES NEW DEVICE IN EXG' LOCATION
#"	HEIGHT OF DEVICE

PROTECTION & SAFETY NOTES

1. THE PROVISIONS OF THE 2022 NYC BUILDING CODE, CHAPTER 33, SAFEGUARDS DURING CONSTRUCTION FOR SAFETY OF PUBLIC & PROPERTY DURING CONSTRUCTION OPERATION, SHALL GOVERN THE CONDUCT OF ALL CONSTRUCTION OPERATIONS WITH REGARD TO THE SAFETY OF THE PUBLIC & PROPERTY
2. INSTITUTE & MAINTAIN SAFETY MEASURES & PROVIDE ALL EQUIPMENT OR TEMPORARY CONSTRUCTION NECESSARY TO SAFEGUARD ALL PERSONS & PROPERTY AFFECTED BY THE CONTRACTOR'S OPERATIONS
3. PROVIDE WARNING SIGNS, FENCES & OTHER ITEMS AS REQ'D FOR THE PROPER PROTECTION OF WORKMEN ENGAGED IN CONSTR. OPERATION, THE PUBLIC & ADJACENT CONSTRUCTION
4. NO STRUCTURE, DEVICE, OR CONSTRUCTION EQUIPMENT, WHETHER PERMANENT OR TEMPORARY, INCLUDING ALL PARTLY OR FULLY COMPLETED ELEMENTS OR SECTIONS OF THE BUILDING, SHALL BE LOADED IN EXCESS OF ITS DESIGN CAPACITY
5. ALL BUILDING MATERIALS STORED AT THE CONSTRUCTION AREA SHALL BE SECURED IN A LOCKED AREA. NO HAZARDOUS MATERIALS SHALL BE STORED ON SITE WITHOUT WRITTEN AUTHORIZATION OF DCAS & IN ACCORDANCE WITH THE BUILDING DEPARTMENT REGULATIONS.
6. KEEP ALL FLAMMABLE MATERIALS TIGHTLY SEALED IN THE MANUFACTURER'S CONTAINERS WHEN NOT IN USE. SUCH MATERIALS ARE NOT TO BE STORED ON SITE & SHALL BE REMOVED AT THE END OF EVERY WORK DAY. WHILE ON SITE SUCH MATERIALS ARE TO BE KEPT AWAY FROM HEAT AND SHALL BE USED IN AN ADEQUATELY VENTILATED SPACE
7. PROVIDE A NOISE MITIGATION IN FULL COMPLIANCE OF NEW YORK CITY NOISE CODE & GENERAL CONSTRUCTION BETWEEN 7AM AND 8PM

GENERAL NOTES

1. WHERE DIMENSIONS ARE INDICATED, DIMENSIONS GOVERN OVER SCALE. ALL DIMENSIONS AND CONDITIONS SHOWN AND ASSUMED ON THE DRAWINGS MUST BE VERIFIED AT THE SITE BY THE CONTRACTOR BEFORE ORDERING ANY MATERIAL OR DOING ANY WORK. NOTIFY ARCHITECT OF DISCREPANCIES, OMISSIONS, AND/OR CONFLICTS BEFORE PROCEEDING.
2. ALL WORK TO BE DONE IN ACCORDANCE WITH CODE, ARTICLE 19 & ALL OTHER REGULATIONS OF ALL OTHER AGENCIES HAVING JURISDICTION.
3. ALL DIMENSIONS ARE TO FINISH FACE UNLESS OTHERWISE NOTED.
4. DO NOT SCALE DRAWINGS - WRITTEN DIMENSIONS GOVERN. LARGE SCALE DRAWINGS GOVERN SMALL SCALE.
5. ALL PLAN DIMENSIONS ARE TO THE NEAREST 1/4".
6. COORDINATION OF ALL WORK UNDER THIS CONTRACT SHALL BE MAINTAINED TO ENSURE THE QUALITY AND TIMELY COMPLETION OF THE WORK/PROJECT.
6. CONTRACTOR RESPONSIBLE TO COMPLY WITH ALL RULES & REGULATIONS OF AGENCIES HAVING JURISDICTION. THIS COMPLIANCE INCLUDES, BUT IS NOT LIMITED TO, ALL CITY, STATE, AND FEDERAL CONSTRUCTION, SAFETY, SANITARY LAWS, STATUTES, CODES & ORDINANCES & BUILDING STANDARD SPECIFICATIONS.
7. CONTRACTOR SHALL SECURE & PAY FOR ALL REQUIRED PERMITS & INSPECTIONS NECESSARY FOR PROPER EXECUTION, APPROVALS & COMPLETION OF WORK.
8. ALL SHUT-OFF VALVES SHALL BE ACCESSIBLE BY ACCESS PANEL.
9. CONTRACTOR IS REQUIRED TO COORDINATE ALL WORK & DELIVERIES WITH BUILDING MANAGEMENT & SECURITY.
10. ALL ELECTRICAL WORK TO BE PERFORMED BY LICENSED CONTRACTORS.
11. THE CONTRACTOR SHALL DISCONNECT AND/OR REMOVE ANY EXISTING PLUMBING, ELECTRICAL FIXTURES, WIRE CONDUITS, OR OTHER WORK WHICH MIGHT INTERFERE WITH THE WORK OF THIS CONTRACT. AFTER NEW WORK IS COMPLETED, THE DISCONNECTED OR REMOVED ITEMS SHALL BE REINSTALLED BY THE CONTRACTOR AT THE SAME LOCATION OR AT NEW LOCATION AS DIRECTED. FURNISH ALL NECESSARY NEW MATERIALS/HARDWARE FOR COMPLETION OF WORK.
12. THE CONTRACTOR SHALL PATCH AND REPAIR ALL DAMAGED OR EXPOSED SURFACES DUE TO CONTRACT WORK. ALL NEWLY INSTALLED, PATCHED WORK AND ALL AFFECTED AREAS SHALL BE PAINTED. ALL PAINTING WORK SHALL BE PERFORMED TO COVER THE ENTIRE HORIZONTAL OR VERTICAL SURFACE TO THE CLOSEST CORNER IN ALL FOUR DIRECTIONS. COLOR TO MATCH EXISTING.
13. THE CONTRACTOR SHALL FURNISH AND INSTALL NEW MATERIALS AT NO ADDITIONAL COST TO THE AUTHORITY FOR THE FOLLOWING CONDITIONS:
    a) ANY EXISTING WORK THAT HAS BEEN REMOVED OR DAMAGED IN ORDER TO PERFORM THE CONTRACT WORK.
    b) TO FURNISH THE WORK OF THIS CONTRACT IN WORKMANLIKE MANNER.
14. THE CONTRACTOR SHALL BE RESPONSIBLE FOR ADEQUATELY BRACING AND PROTECTING ALL WORK DURING CONSTRUCTION AGAINST DAMAGE, BREAKAGE, COLLAPSE, DISTORTIONS AND OFF ALIGNMENTS ACCORDING TO CODES AND STANDARDS OF GOOD PRACTICE.
15. THE CONTRACTOR SHALL INCLUDE ALL PREPARATORY AND ASSOCIATED SUPPLEMENTARY WORK TO PROVIDE A COMPLETE AND FINISHED INSTALLATION.
16. WHERE MANUFACTURER'S NAMES AND PRODUCT NUMBERS ARE INDICATED ON DRAWINGS, IT SHALL BE CONSTRUED TO MEAN THE ESTABLISHMENT OF QUALITY AND PERFORMANCE STANDARDS OF SUCH ITEMS. ALL OTHER PRODUCTS MUST BE SUBMITTED TO THE ARCHITECT FOR APPROVAL BEFORE THEY SHALL BE DEEMED EQUAL.
17. FIRESTOPPING SHALL BE INSTALLED AT ALL PENETRATIONS OF FIRE RATED CONSTRUCTION AS PER SPECIFICATIONS.
18. THE CONTRACTOR SHALL KEEP WORK SITE FREE FROM DEBRIS AND SHALL HAVE SOLE RESPONSIBILITY FOR PROTECTING ALL DANGEROUS AREAS FROM ENTRY BY UNAUTHORIZED PARTIES. SITE SHALL BE LEFT BROOM CLEAN AT THE END OF EACH WORKING DAY.
19. THE CONTRACTOR SHALL MAINTAIN FREE AND UNOBSTRUCTED ACCESS FROM ALL ADJACENT SPACES INTO THE EXISTING FIRE STAIRS TO OUTSIDE OF THE BUILDING AT ALL TIMES.
20. THE CONTRACTOR SHALL, UNLESS OTHERWISE PROVIDED IN THE CONTRACT DOCUMENTS, SECURE AND PAY FOR REQUIRED INSPECTIONS, PERMIT(S), FEES, LICENSE AND INSPECTIONS NECESSARY FOR THE PROPER EXECUTION OF THE WORK.
21. THERE WILL BE NO CHANGE IN USE, EGRESS OR OCCUPANCY BECAUSE OF THE WORK OF THIS CONTRACT.
22. EXG FINISHES TO REMAIN, U.O.N. PREP ALL SURFACES AS REQ'D TO RECEIVE NEW FINISHES. INTERIOR FINISHES SHALL COMPLY WITH THE NEW YORK CITY BUILDING CODE, SECTION 27-348.
23. FIRE SEGREGATION TO COMPLY WITH SECTION 27-339.
24. ROOMS & SPACES SHALL BE MECHANICALLY VENTILATED IN ACCORDANCE WITH THE NEW YORK CITY BUILDING CODE SUBCHAPTER 12, ARTICLE 7 & SECTION 5.1.9.2 OF THE BUILDING CODE OF THE CITY OF NEW YORK. HVAC TO BE UNDER SEPARATE AMENDMENT (STATEMENT 'B').
25. FIRE RATED DOORS SHALL BEAR THE LABEL OF THE BOARD OF STANDARD & APPEALS OR THE M.E.A. DIVISION.
26. PLUMBING FIXTURES SHALL COMPLY WITH ALL STATE & LOCAL REGULATIONS.
27. NO CHANGE IN EGRESS, USE OR OCCUPANCY.
28. 'PROVIDE' MEANS TO FURNISH & INSTALL. 'SUPPLIED BY OWNER' MEANS MAIN MATERIAL TO BE SUPPLIED BY OWNER & CONTRACTOR IS TO INSTALL IT AS DIRECTED. 'NIC' MEANS NOT IN CONTRACT & WILL BE FURNISHED & INSTALLED BY OTHERS.

BUILDING DEPARTMENT NOTES

1. WORK SHALL BE EXECUTED IN FULL COMPLIANCE WITH THE APPLICABLE PROVISIONS OF ALL LAWS, BY-LAWS, STATUTES, ORDINANCES, CODES, RULES, REGULATIONS AND LAWFUL ORDERS OF PUBLIC AUTHORITIES BEARING ON THE PERFORMANCE AND EXECUTION OF THE WORK. WORK SHALL BE IN CONFORMANCE WITH THE 2022 NYC CONSTRUCTION CODES.

   HIS APPLICATION IS FILED UNDER 2022 NYC CODE FOR COMPLIANCE WITH CHAPTERS 1, 17, 32 & 33 REGARDING ADMINISTRATION, INSPECTION AND SAFETY REQUIREMENTS.

   AVAILABLE RECORDS INDICATE THAT THIS BUILDING WAS CONSTRUCTED APPROXIMATELY IN 1957.

   ALTERATIONS ARE DONE IN ACCORDANCE WITH THE CODE APPLICABLE AT THE TIME THIS BUILDING WAS BUILT, WITH THE EXCEPTION THAT PORTIONS OF THE BUILDING REGULATED BY RETROACTIVE CODE PROVISIONS ARE DESIGNED TO COMPLY WITH THE 2022 CODE. THE FOLLOWING ITEMS ARE DESIGNED AS PER THE 2022 CONSTRUCTION CODES:

   a. FUEL GAS, PLUMBING AND MECHANICAL WORK.
   b. SAFETY DURING CONSTRUCTION OPERATIONS
   c. ACCESSIBILITY
   d. ADMINISTRATION AND ENFORCEMENT
   e. SPECIAL INSPECTIONS
   f. ENERGY EFFICIENCY
   g. HANDRAILS
   h. GUARDS
   i. STRUCTURAL

   THE CONTRACTOR SHALL PROMPTLY NOTIFY THE AUTHORITY OF ANY PORTIONS OF THE WORK, IN THE CONTRACT DOCUMENTS THAT ARE AT VARIANCE WITH THE ABOVE.
4. ALL MATERIALS, ASSEMBLIES, FORMS METHODS OF CONSTRUCTION AND SERVICE EQUIPMENT SHALL MEET THE FOLLOWING REQUIREMENTS:
   a. THEY SHALL HAVE BEEN ACCEPTABLE PRIOR TO THE EFFECTIVE DATE OF THE CODE BY THE BOARD OF STANDARDS AND APPEALS.
   a. THEY SHALL HAVE BEEN ACCEPTED FOR THE USE UNDER THE PRESCRIBED TEST METHODS BY THE COMMISSIONER (OR)
   b. APPROVED BY THE OFFICE OF TECHNICAL CERTIFICATION AND RESEARCH (OTCR)
5. MATERIALS OR ASSEMBLIES REQUIRED TO HAVE A FIRE RESISTANCE RATING SHALL COMPLY WITH ONE OF THE FOLLOWING:
   a. THEY SHALL CONFORM WITH A.I.S.G. "FIRE RESISTANCE RATING", DATED 1985 (OR)
   b. THEY SHALL HAVE BEEN TESTED IN ACCORDANCE WITH ASTM E119, STANDARD METHODS OF FIRE TESTS OF BUILDING CONSTRUCTION AND MATERIALS AND ACCEPTED BY THE COMMISSIONER (OR)
   c. THEY SHALL HAVE BEEN ACCEPTABLE PRIOR TO THE EFFECTIVE

6A. THE FOLLOWING WILL BE MADE UNDER SEPARATE APPLICATION BY THE DESIGN APPLICANT IN ACCORDANCE WITH SECTION 28-104.2.6 OF TITLE 28:

PLACES OF ASSEMBLY	PRIOR TO T.C.O.

6B. THE FOLLOWING SHALL BE MADE UNDER SEPARATE APPLICATION BY THE CONTRACTOR'S LICENSED PROFESSIONAL IN ACCORDANCE WITH SECTION 28-104.2.6 OF TITLE 28:

MECHANICAL & HAND DEMOLITION OPERATIONS	PRIOR TO PERMIT
CONSTRUCTION FENCES	PRIOR TO PERMIT

6C. THE ITEMS LISTED IN NOTES 6A AND 6B ABOVE ARE TO BE FILED UNDER SEPARATE APPLICATION I.E. DEFERRED TO BE FILED, SHALL NOT BE CONSTRUCTED PRIOR TO OBTAINING SUCH PERMIT.

7. THESE DRAWINGS HAVE BEEN PREPARED BY OR AT THE DIRECTION OF THE UNDERSIGNED AND TO THE BEST OF THE UNDERSIGNED'S KNOWLEDGE, BELIEF AND PROFESSIONAL JUDGEMENT ARE IN COMPLIANCE WITH THE NYC CONSTRUCTION CODES, INCLUDING THE NEW YORK CITY ENERGY CONSERVATION CODE.
8. ALL WORK SHALL COMPLY WITH SECTION BC 1007 AND CHAPTER 11 "ACCESSIBILITY" OF THE NYC BUILDING CODE AND ICC A117.1-2009.
9. ALL NEW INTERIOR FINISHES SHALL BE CONSTRUCTED OF MATERIALS MEETING SECTION 27-524 FOR FLAME SPREAD RATINGS.
10. PANIC HARDWARE INSTALLED UNDER THIS CONTRACT SHALL BE AS PER SECTION 27-371(K).
11. EXIT LIGHTING INSTALLED UNDER THIS CONTRACT SHALL BE AS PER SECTION 27-381.
12. EXIT SIGNAGE INSTALLED UNDER THIS CONTRACT SHALL BE AS PER SECTION 27-383.
13. EMERGENCY POWER, IF REQUIRED, UNDER THIS CONTRACT SHALL BE INSTALLED AS PER CHAPTER 27 OF THE 2014 NYC BUILDING CODE.
14. PROGRESS INSPECTIONS REQUIRED TO BE PERFORMED DURING CONSTRUCTION FOR ANY NEW BUILDING, ADDITION OR ALTERATION PROJECT ARE IDENTIFIED BY THE APPLICANT ACCORDING TO THE SCOPE OF WORK AND LISTED AND DESCRIBED IN THE DRAWING. IN ACCORDANCE WITH SECTION BC 110.9, WHERE AN INSPECTION OR TEST FAILS, THE CONSTRUCTION SHALL BE CORRECTED.

DEMOLITION NOTES

1. PROTECT ALL EXISTING SURROUNDING SURFACES AND CONDITION AREAS WHILE PERFORMING REMOVAL WORK.
2. SCOPE OF DEMOLITION AND REMOVAL SCOPE OF WORK SHALL NOT BE LIMITED BY THESE DRAWINGS BUT SHALL INCLUDE ALL WORK NECESSARY TO FACILITATE CONSTRUCTION.
3. CONTRACTOR TO REMOVE AND LEGALLY DISPOSE OF ALL FIXTURES AND MISC. CONSTRUCTION DEBRIS SCHEDULED TO BE DEMOLISHED.
4. PARTIAL GLG REMOVAL WORK SHOULD BE CUT BACK IN SINGLE PLANES & PATCHED FOR A CLEAN FINISH.
5. REMOVE EXISTING LIGHTING FIXTURES AS NOTED. REFER TO ELECTRICAL DRAWINGS FOR ALL ASSOCIATED ELECTRICAL REMOVAL WORK.
6. REFER TO MEP & STRUCTURAL DRAWINGS FOR FULL EXTENT OF REMOVALS.
7. EX'G CHASE LOCATIONS WILL BE IMPACTED BY TOILET REMOVALS/DEMOLITION/OPENINGS. CONTRACTOR RESPONSIBLE FOR REPAIR CHASE PARTITIONS TO MEET CODE.
8. CONTRACTOR RESPONSIBLE FOR COORDINATING INDICATED SCOPE FOR ASBESTOS ABATEMENT AT ALL IMPACTED AREAS/CHASE WALLS IN BATHS/OTHER LOCATIONS.
9. VCT REMOVAL BELOW HALF WALLS IN COURTROOMS TO BE REMOVED TO THE FULLEST TILE.

CONSTRUCTION NOTES

1. ARCHITECTURAL SCOPE IS NOTED ON DRAWINGS: NEW WALL, FLOOR OR CEILING FINISH AS SCHEDULED, CONTRACTOR MUST PATCH AND PAINT TO MATCH ADJACENT SURFACES DAMAGED DURING CONSTRUCTION.
2. ALL DIMENSIONS ARE TAKEN TO THE FINISH WALL.
3. CONTRACTOR TO REPAIR RATED PARTITIONS WITHIN THE SCOPE AS REQUIRED IN ORDER TO RETAIN THE REQUIRED FIRE RATING. IF ANY WORK CAUSES INTERRUPTION IN FIREPROOFING, IT SHALL BE RESTORED IMMEDIATELY TO MATCH ADJACENT SURFACE. WHERE FIREPROOFING IS FOUND DAMAGED OR MISSING, IT IS CONTRACTOR'S RESPONSIBILITY TO NOTIFY THE OWNER AND REPAIR.
4. CONTRACTOR TO PROVIDE FIRE STOPPING AT ALL NEW AND EXISTING PENETRATIONS TO REMAIN AT RATED PARTITIONS.
5. REFER TO MEP DRAWINGS AND SPECIFICATIONS FOR ALL MECHANICAL, ELECTRICAL AND PLUMBING SCOPE OF WORK INCLUDING REQUIRED PIPING, CONNECTIONS AND MATERIALS.
6. ALL EXPOSED, EX'G SURFACES, INCLUDING WALLS AND CEILINGS, SHOULD BE SKIM COATED TO MATCH SIMILAR QUALITY OF NEW PARTITIONS.
7. ALL RATED PARTITIONS SHALL EXTEND TO THE SLAB ABOVE. CEILING HEIGHT PARTITIONS SHALL BE BRACED TO THE SLAB ABOVE.
8. BURRY ALL WIRING & PATCH EXISTING PLASTER SURFACES WHICH HAVE BEEN CHANNELED FOR ELECTRICAL OR OTHER INVASIVE WORK. PREPARE AND PAINT WALLS TO MATCH EXISTING FINISH WORK.
9. ALL NEW GL TO RECEIVE SH & HANG RODS U.O.N.. ALL CLOSET POLES TO BE MINIMUM OF 1¼" DIA W/ A MINIMUM OF ONE SHELF. U.O.N. HEIGHTS TO BE VERIFIED BY OWNER. PROVIDE INTERMEDIATE SUPPORTS AS REQUIRED.
10. ALL STONE COUNTERTOPS TO BE 1 1/4" SOLID THICKNESS, U.O.N.
11. FOR JURY ROOM TOILET TYPES, RFR TO SHEET A601-A602.
12. ALL NEW GLG TILE TO BE INSTALLED WITH EDGE TRIM.
13. CONTRACTOR RESPONSIBLE FOR PATCHING/INFILLING COURTROOM WALLS TO MATCH ADJACENT FINISH.
14. ALL NEW PARTITIONS TO BE PAINTED & RECEIVE NEW BASE. ALL WALLS CALLED TO BE PTD SHALL BE PTD FROM CORNER TO CORNER, INCLUDING ADJ. EX'G PTNS & RECEIVE NEW BASE CORNER TO CORNER.

FEMA FLOOD DATA & USGS GROUNDWATER DATA

1. PER THE FEMA FLOOD INSURANCE RATE MAP, 2013 "PRELIMINARY," AS WELL AS THE 2007 MAP, THIS BUILDING LIES OUTSIDE THE 0.2% ANNUAL CHANCE FLOOD PLAIN.
2. GROUND WATER IS NOT OF CONCERN IN THIS PROJECT, AS THE PROPOSED WORK IS CONFINED ENTIRELY TO THE 11th STORIES OF THE BUILDING, ABOVE GRADE.
3. THE BUILDING IS NOT LOCATED IN A SPECIAL FLOOD HAZARD AREA.

PLOT PLAN

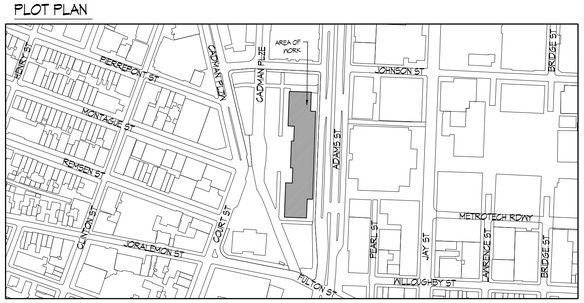

SCALE: NTS

BROOKLYN, NY 11201

BLDG. LOT: 20 BLOCK: 139 ZONING MAP: 12D ZONE: C6-1

BUILDING DATA

PROJECT ADDRESS	360 ADAMS STREET BROOKLYN, NY 11201
BOROUGH	BROOKLYN
YEAR BUILT	1958
STORIES	12 + PENTHOUSE
HEIGHT	221'-6"
BLOCK	139
LOT	20
CONST. CLASSIFICATION	CLASS 1 - FIREPROOF STRUCTURES
OCCUPANCY CLASSIFICATION	PUBLIC BUILDINGS
LOT AREA	81,246 SF
ZONING DISTRICT	C6-1
SPECIAL ZONING DISTRICT	DB
ZONING MAP	12D
ZONING USE GROUP	6D
SEISMIC ZONE	XXX

APPLICABLE CODES

ALL WORK SHALL BE IN CONFORMANCE WITH, BUT NOT LIMITED TO THE REQUIREMENTS OF THE FOLLOWING AND ANY OTHER FEDERAL, STATE AND LOCAL CODES, LAWS AND ORDINANCES THAT APPLY:

1968 NEW YORK CITY BUILDING CODE (GENERAL CONSTRUCTION)
2022 NEW YORK CITY BUILDING CODE (ACCESSIBILITY)
2022 NEW YORK CITY BUILDING MECHANICAL CODE
2022 NEW YORK CITY BUILDING PLUMBING CODE
2022 NEW YORK CITY BUILDING ENERGY CONSERVATION CODE
2011 NATIONAL ELECTRIC CODE
2010 ADA STANDARDS FOR ACCESSIBLE DESIGN
2009 ICC A117.1-09 AMENDED BY NYC

SUMMARY OF WORK

THE FOLLOWING WORK IS INCLUDED BY NOT NECESSARILY LIMITED UNDER THE SCOPE OF WORK APPLICATION:

360 ADAMS STREET HOLDS THE NEW YORK STATE SUPREME COURT INCLUDING: FIFTY-ONE (51) COURTROOMS ON FLOORS 2ND THROUGH 5TH, 7TH AND 9TH, JURY ASSEMBLY ON THE 2ND FLOOR, AND JURY DELIBERATION ROOMS FOR ALL LEVELS WITH COURTROOMS.

THE FOLLOWING INCLUDES THE SELECTIVE REMOVAL AND NEW CONSTRUCTION WORK:

DEMOLITION & SELECTIVE REMOVAL:
1. MISC. PLUMBING FIXTURES.
2. MISC. DOORS.
3. MISC. COURTROOM SPECTATOR BENCHES.

NEW CONSTRUCTION:
1. JURY DELIBERATION ROOM TOILET ROOM/VESTIBULE RECONFIGURATION.
2. TWO (2) VERTICAL PLATFORM LIFTS AT FLOOR 3 & FLOOR 4
3. TWO (2) NEW PUBLIC RESTROOMS AT FLOOR 1
4. RENOVATION OF (28) PUBLIC RESTROOMS ON DIFFERENT FLOORS WITH FIXTURES, ACCESSORIES, FINISHES.
5. RENOVATION OF OFFICE COUNTER RECONFIGURATIONS.
6. NEW LIGHTING.
7. NEW CEILING FINISHES AT JURY RESTROOMS.
8. RESTORATION OF FINISHES WHERE INDICATED.
9. NEW SPECTATOR BENCH MILLWORK WHERE INDICATED.
10. NEW DOORS, FRAMES & DOOR HARDWARE WHERE INDICATED.
11. NEW INTERIOR SIGNAGE.

KINGS COUNTY SUPREME COURT BUILDING ACCESSIBILITY RENOVATIONS

360 Adams Street
Brooklyn NY 11201

Conditions

ALL IDEAS, DESIGNS, ARRANGEMENTS AND PLANS INDICATED OR REPRESENTED BY THIS DRAWING ARE OWNERSHIP, AND THE PROPERTY OF RONNETTE RILEY ARCHITECT AND WERE CREATED, EVOLVED AND DEVELOPED FOR THE USE ON, AND IN CONNECTION WITH THE SPECIFIED PROJECT.
NONE OF SUCH IDEAS, DESIGNS, ARRANGEMENTS OR PLANS SHALL BE USED BY OR DISCLOSED TO ANY PERSON, FIRM OR CORPORATION FOR ANY PURPOSE WHATSOEVER WITHOUT THE WRITTEN PERMISSION OF RONNETTE RILEY ARCHITECT.

© Copyright Ronnette Riley *Architect* 2021

Ronnette Riley *Architect*

494 Eighth Avenue, 15th Floor
New York, NY 10001
T 212 594 4015
F 212 594 2868
www.ronnetteriley.com

MEP Engineer:

Loring Consulting Engineers, Inc.
360 West 31st Street, 14th Floor
New York, NY 10001-2727
T 212-563 7400
www.loringengineers.com
New York City . Washington, DC . Princeton . Durham . Toronto

Structural Engineer:

Silman
32 Old Slip, 10th Floor
New York, NY 10005
T 212-620 7970
www.Silman.com

Rev	Date	Issue
	11 JUN 2021	Issue for SD Review
	22 OCT 2021	DD Review
	23 NOV 2021	DD Submission
	4 MAR 2022	Issue for Final DD
	6 DEC 2022	CD Review
	23 MAR 2023	CD FINAL

Title

NOTES

Date	06-11-2021
Project No.	4107
Drawing By	BL
CHK By	YM
Scale	

DOB Rev

T002 .00

of

DOB SCAN

NOTES TO USERS

This map is for use in administering the National Flood Insurance Program. It does not necessarily identify all areas subject to flooding, particularly from local drainage sources of small size. The **community map repository** should be consulted for possible updated or additional flood hazard information.

To obtain more detailed information in areas where **Base Flood Elevations** (BFEs) and/or **floodways** have been determined, users are encouraged to consult the Flood Profiles and Floodway Data and/or Summary of Stillwater Elevations tables contained within the Flood Insurance Study (FIS) report that accompanies this FIRM. Users should be aware that BFEs shown on the FIRM represent rounded whole-foot elevations. These BFEs are intended for flood insurance rating purposes only and should not be used as the sole source of flood elevation information. Accordingly, flood elevation data presented in the FIS report should be utilized in conjunction with the FIRM for purposes of construction and/or floodplain management.

Coastal Base Flood Elevations (BFEs) shown on this map apply only landward of 0.0' National Geodetic Vertical Datum of 1929 (NGVD 29). Users of this FIRM should be aware that coastal flood elevations are also provided in the Summary of Stillwater Elevations tables in the Flood Insurance Study report for this jurisdiction. Elevations shown in the Summary of Stillwater Elevations tables should be used for construction and/or floodplain management purposes when they are higher than the elevations shown on this FIRM.

Boundaries of the **floodways** were computed at cross sections and interpolated between cross sections. The floodways were based on hydraulic considerations with regard to requirements of the National Flood Insurance Program. Floodway widths and other pertinent floodway data are provided in the Flood Insurance Study report for this jurisdiction.

Certain areas not in Special Flood Hazard Areas may be protected by **flood control structures**. Refer to Section 2.4 "Flood Protection Measures" of the Flood Insurance Study report for information on flood control structures for this jurisdiction.

The **projection** used in the preparation of this map was New York State Plane FIPSZONE 3104. The **horizontal datum** was NAD 83, GRS80 spheroid. Differences in datum, spheroid, projection or State Plane zones used in the production of FIRMs for adjacent jurisdictions may result in slight positional differences in map features across jurisdiction boundaries. These differences do not affect the accuracy of this FIRM.

Flood elevations on this map are referenced to the National Geodetic Vertical Datum of 1929. These flood elevations must be compared to structure and ground elevations referenced to the same **vertical datum**. For information regarding conversion between the National Geodetic Vertical Datum of 1929 and the North American Vertical Datum of 1988, visit the National Geodetic Survey website at http://www.ngs.noaa.gov or contact the National Geodetic Survey at the following address:

NGS Information Services
NOAA, N/NGS12
National Geodetic Survey
SSMC-3, #9202
1315 East-West Highway
Silver Spring, Maryland 20910-3182
(301) 713-3242

To obtain current elevation, description, and/or location information for **bench marks** shown on this map, please contact the Information Services Branch of the National Geodetic Survey at **(301) 713-3242**, or visit its website at http://www.ngs.noaa.gov.

Base map information shown on this FIRM was provided in digital format by the Department of Information Technology and Telecommunication, City of New York. This information was derived from digital orthophotos produced at a scale of 1:1,200 with 2-foot pixel resolution from photography dated 2004.

Based on updated topographic information, this map reflects more detailed and up-to-date **stream channel configurations and floodplain delineations** than those shown on the previous FIRM for this jurisdiction. As a result, the Flood Profiles and Floodway Data tables in the Flood Insurance Study Report (which contains authoritative hydraulic data) may reflect stream channel distances that differ from what is shown on this map. Also, the road to floodplain relationships for unrevised streams may differ from what is shown on previous maps.

Corporate limits shown on this map are based on the best data available at the time of publication. Because changes due to annexations or de-annexations may have occurred after this map was published, map users should contact appropriate community officials to verify current corporate limit locations.

Please refer to the separately printed **Map Index** for an overview map showing the layout of map panels for this jurisdiction.

Contact the **FEMA Map Service Center** at 1-800-358-9616 for information on available products associated with this FIRM. Available products may include previously issued Letters of Map Change, a Flood Insurance Study report, and/or digital versions of this map. The FEMA Map Service Center may also be reached by Fax at 1-800-358-9620 and its website at http://msc.fema.gov.

If you have **questions about this map** or questions concerning the National Flood Insurance Program in general, please call **1-877-FEMA MAP** (1-877-336-2627) or visit the FEMA website at http://www.fema.gov.



LEGEND

SPECIAL FLOOD HAZARD AREAS SUBJECT TO INUNDATION BY THE 1% ANNUAL CHANCE FLOOD

The 1% annual flood (100-year flood), also known as the base flood, is the flood that has a 1% chance of being equaled or exceeded in any given year. The Special Flood Hazard Area is the area subject to flooding by the 1% annual chance flood. Areas of Special Flood Hazard include Zones A, AE, AH, AO, AR, A99, V, and VE. The Base Flood Elevation is the water-surface elevation of the 1% annual chance flood.

ZONE A	No Base Flood Elevations determined.
ZONE AE	Base Flood Elevations determined.
ZONE AH	Flood depths of 1 to 3 feet (usually areas of ponding); Base Flood Elevations determined.
ZONE AO	Flood depths of 1 to 3 feet (usually sheet flow on sloping terrain); average depths determined. For areas of alluvial fan flooding, velocities also determined.
ZONE AR	Special Flood Hazard Area formerly protected from the 1% annual chance flood by a flood control system that was subsequently decertified. Zone AR indicates that the former flood control system is being restored to provide protection from the 1% annual chance or greater flood.
ZONE A99	Area to be protected from 1% annual chance flood by a Federal flood protection system under construction; no Base Flood Elevations determined.
ZONE V	Coastal flood zone with velocity hazard (wave action); no Base Flood Elevations determined.
ZONE VE	Coastal flood zone with velocity hazard (wave action); Base Flood Elevations determined.

FLOODWAY AREAS IN ZONE AE

The floodway is the channel of a stream plus any adjacent floodplain areas that must be kept free of encroachment so that the 1% annual chance flood can be carried without substantial increases in flood heights.

OTHER FLOOD AREAS

ZONE X	Areas of 0.2% annual chance flood; areas of 1% annual chance flood with average depths of less than 1 foot or with drainage areas less than 1 square mile; and areas protected by levees from 1% annual chance flood.

OTHER AREAS

ZONE X	Areas determined to be outside the 0.2% annual chance floodplain.
ZONE D	Areas in which flood hazards are undetermined, but possible.

COASTAL BARRIER RESOURCES SYSTEM (CBRS) AREAS

OTHERWISE PROTECTED AREAS (OPAs)

CBRS areas and OPAs are normally located within or adjacent to Special Flood Hazard Areas.

- 1% annual chance floodplain boundary
- 0.2% annual chance floodplain boundary
- Floodway boundary
- Zone D boundary
- CBRS and OPA boundary
- Boundary dividing Special Flood Hazard Area Zones and boundary dividing Special Flood Hazard Areas of different Base Flood Elevations, flood depths or flood velocities.
- 513 — Base Flood Elevation line and value; elevation in feet*
- (EL 987) — Base Flood Elevation value where uniform within zone; elevation in feet*

* Referenced to the National Geodetic Vertical Datum of 1929

- A — A — Cross section line
- 23 — 23 — Transect line
- 87°07'45", 32°22'30" — Geographic coordinates referenced to the North American Datum of 1983 (NAD 83), Western Hemisphere
- 4276000 mN — 1000-meter Universal Transverse Mercator grid values, zone 18
- 600000 FT — 5000-foot grid ticks: New York State Plane coordinate system, Long Island zone (FIPSZONE 3104), Lambert Conformal Conic projection
- DX5510 X — Bench mark (see explanation in Notes to Users section of this FIRM panel)
- M1.5 — River Mile

MAP REPOSITORY
Refer to listing of Map Repositories on Map Index

INITIAL NFIP MAP DATE
June 28, 1974

FLOOD HAZARD BOUNDARY MAP REVISIONS
June 11, 1976

FLOOD INSURANCE RATE MAP EFFECTIVE
November 16, 1983

FLOOD INSURANCE RATE MAP REVISIONS
September 5, 2007 - to update map format, to change Special Flood Hazard Areas, and to reflect updated topographic information

To determine if flood insurance is available in this community, contact your Insurance agent or call the National Flood Insurance Program at 1-800-638-6620.

MAP SCALE 1" = 500'
250 0 500 1000 FEET
150 0 150 300 METERS

NFIP
NATIONAL FLOOD INSURANCE PROGRAM

PANEL 0203F

FIRM
FLOOD INSURANCE RATE MAP

CITY OF
NEW YORK, NEW YORK
BRONX, RICHMOND, NEW YORK, QUEENS, AND KINGS COUNTIES

PANEL 203 OF 457

(SEE MAP INDEX FOR FIRM PANEL LAYOUT)

CONTAINS:

COMMUNITY	NUMBER	PANEL	SUFFIX
NEW YORK, CITY OF	360497	0203	F

Notice to User: The **Map Number** shown below should be used when placing map orders; the **Community Number** shown above should be used on insurance applications for the subject community.

MAP NUMBER
3604970203F

MAP REVISED
SEPTEMBER 5, 2007

Federal Emergency Management Agency

KINGS COUNTY SUPREME COURT BUILDING ACCESSIBILITY RENOVATIONS

360 Adams Street
Brooklyn NY 11201

Conditions

ALL IDEAS, DESIGNS, ARRANGEMENTS AND PLANS INDICATED OR REPRESENTED BY THIS DRAWING ARE OWNED BY, AND THE PROPERTY OF RONNETTE RILEY ARCHITECT AND WERE CREATED, EVOLVED AND DEVELOPED FOR THE USE ON, AND IN CONNECTION WITH THE SPECIFIED PROJECT.
NONE OF SUCH IDEAS, DESIGNS, ARRANGEMENTS OR PLANS SHALL BE USED BY OR DISCLOSED TO ANY PERSON, FIRM OR CORPORATION FOR ANY PURPOSE WHATSOEVER WITHOUT THE WRITTEN PERMISSION OF RONNETTE RILEY ARCHITECT.

© Copyright Ronnette Riley *Architect* 2021

Ronnette Riley *Architect*

494 Eighth Avenue, 15th Floor
New York, NY 10001
T 212 594 4015
F 212 594 2868
www.ronnetteriley.com

MEP Engineer:

Loring Consulting Engineers, Inc.
360 West 31st Street, 14th Floor
New York, NY 10001-2727
T 212-563 7400
www.loringengineers.com
New York City .Washington, DC . Princeton . Durham . Toronto

Structural Engineer:

Silman
32 Old Slip, 10th Floor
New York, NY 10005
T 212-620 7970
www.Silman.com

Rev	Date	Issue
	11 JUN 2021	Issue for SD Review
	22 OCT 2021	DD Review
	23 NOV 2021	DD Submission
	4 MAR 2022	Issue for Final DD
	6 DEC 2022	CD Review
	23 MAR 2023	CD FINAL

Title

FLOOD INSURANCE RATE MAP (FIRM)

Date	06-11-2021
Project No.	4107
Drawing By	CQ
CHK By	BL
Scale	1/4" = 1'-0"

DOB Rev
T003 .00
of

DOB SCAN

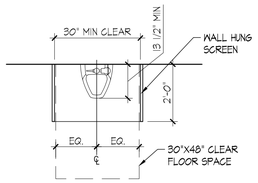

ACCESSIBLE URINAL

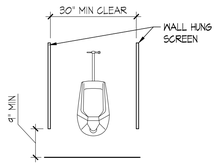

ACCESSIBLE URINAL

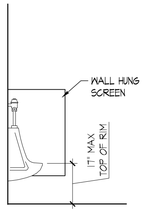

ACCESSIBLE URINAL

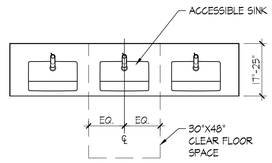

ACCESSIBLE LAVATORY WITH MILLWORK

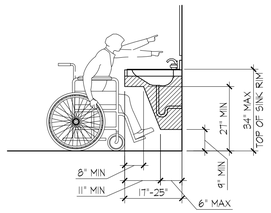

ACCESSIBLE LAVATORY WITH MILLWORK

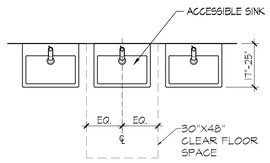

ACCESSIBLE LAVATORY

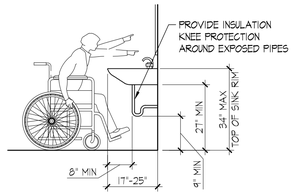

ACCESSIBLE LAVATORY

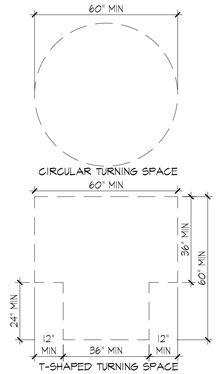

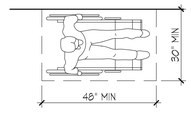

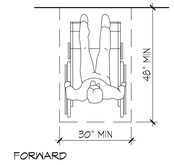

POSITION OF CLEAR FLOOR SPACE

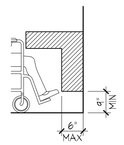

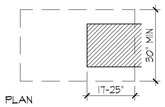

TOE CLEARANCE

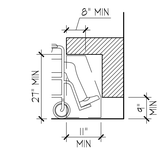

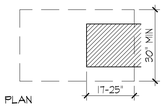

KNEE CLEARANCE

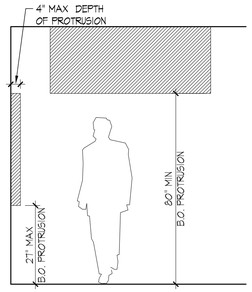

CORRIDOR PROTRUSION CLEARANCES

NOTE: PROTRUSIONS MAY INCLUDE FIRE EXTINGUISHERS, ALARMS, DRINKING FOUNTAINS, SANITIZER DISPENSERS, SPRINKLER LINES OR OTHER EQUIPMENT.

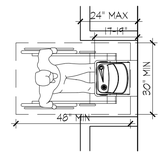

ACCESSIBLE DRINKING FOUNTAIN

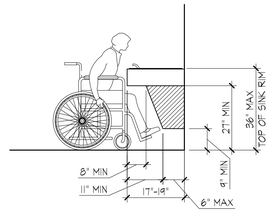

ACCESSIBLE DRINKING FOUNTAIN

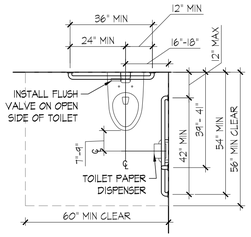

ACCESSIBLE WATER CLOSET

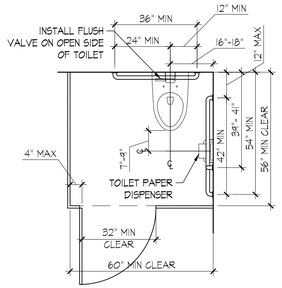

ACCESSIBLE WATER CLOSET (FRONT ENTRY)

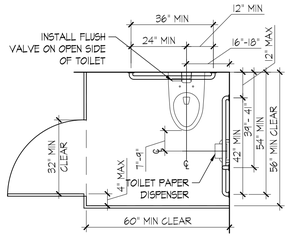

ACCESSIBLE WATER CLOSET (SIDE ENTRY)

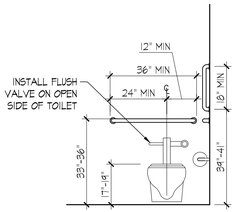

ACCESSIBLE WATER CLOSET

NOTE: ENSURE THAT TOP OF TOILET DIMENSION INCLUDES HEIGHT OF TOILET SEAT

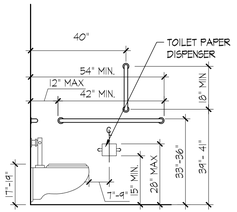

ACCESSIBLE WATER CLOSET

NOTE: ENSURE 12" OF NON-OBSTRUCTED SPACE ABOVE ALL GRAB BARS.
NOTE: ENSURE 1 1/2 " OF NON-OBSTRUCTED SPACE BELOW ALL GRAB BARS.

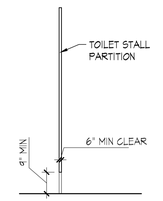

ACCESSIBLE STALL PARTITION TOE CLEARANCE

2 MOUNTING HEIGHTS AND LOCATIONS FOR PLUMBING FIXTURES
NOT TO SCALE

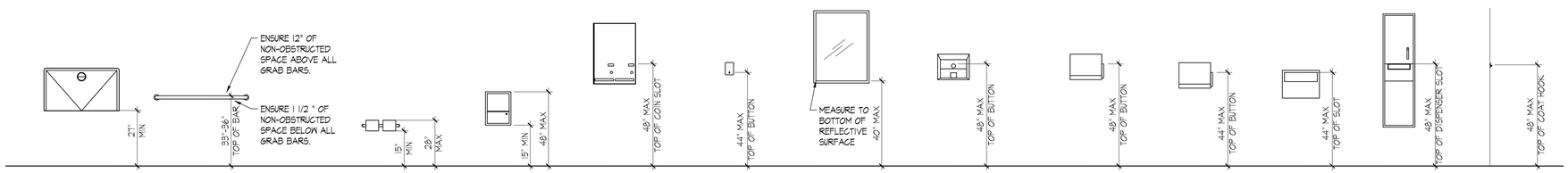

1 MOUNTING HEIGHTS AND LOCATIONS FOR RESTROOM ACCESSORIES
NOT TO SCALE

KINGS COUNTY SUPREME COURT BUILDING ACCESSIBILITY RENOVATIONS

360 Adams Street
Brooklyn NY 11201

Conditions

ALL IDEAS, DESIGNS, ARRANGEMENTS AND PLANS INDICATED OR REPRESENTED BY THIS DRAWING ARE OWNED BY, AND THE PROPERTY OF RONNETTE RILEY ARCHITECT AND WERE CREATED, EVOLVED AND DEVELOPED FOR THE USE ON, AND IN CONNECTION WITH THE SPECIFIED PROJECT.
NONE OF SUCH IDEAS, DESIGNS, ARRANGEMENTS OR PLANS SHALL BE USED BY OR DISCLOSED TO ANY PERSON, FIRM OR CORPORATION FOR ANY PURPOSE WHATSOEVER WITHOUT THE WRITTEN PERMISSION OF RONNETTE RILEY ARCHITECT.

© Copyright Ronnette Riley *Architect* 2021

Ronnette Riley *Architect*

494 Eighth Avenue, 15th Floor
New York, NY 10001
T 212 594 4015
F 212 594 2868
www.ronnetteriley.com

MEP Engineer:

Loring Consulting Engineers, Inc.
360 West 31st Street, 14th Floor
New York, NY 10001-2727
T 212-563 7400
www.loringengineers.com
New York City .Washington, DC . Princeton . Durham . Toronto

Structural Engineer:

Silman
32 Old Slip, 10th Floor
New York, NY 10005
T 212-620 7970
www.Silman.com

Rev	Date	Issue
	11 JUN 2021	Issue for SD Review
	22 OCT 2021	DD Review
	23 NOV 2021	DD Submission
	4 MAR 2022	Issue for Final DD
	6 DEC 2022	CD Review
	23 MAR 2023	CD FINAL

Title

ACCESSIBILITY NOTES - 1

Date	06-11-2021
Project No.	4107
Drawing By	SJ
CHK By	BL
Scale	

T004 .00
DOB Rev
of

DOB SCAN

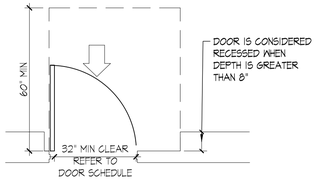

RECESSED DOOR
PULL SIDE, FRONT APPROACH
(WITH OR WITHOUT CLOSER)

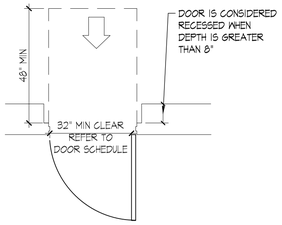

RECESSED DOOR
PUSH, FRONT APPROACH
(WITHOUT CLOSER)

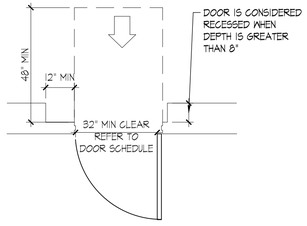

RECESSED DOOR
PUSH, FRONT APPROACH
(WITH CLOSER)

4 ADA RECESSED DOOR CLEARANCES
NOT TO SCALE

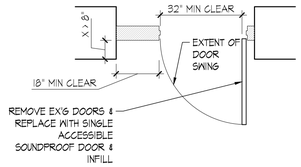

RECESS DOORS AND
GATES (WITH CLOSER)

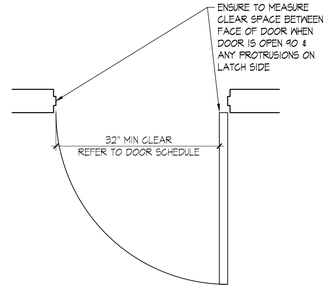

CLEARANCE THROUGH DOOR

3 ADA DOOR WIDTH
NOT TO SCALE

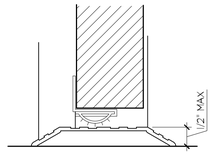

THRESHOLD

2 ADA THRESHOLD
NOT TO SCALE

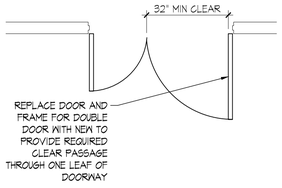

PUSH SIDE, FRONT
APPROACH (WITH CLOSER)

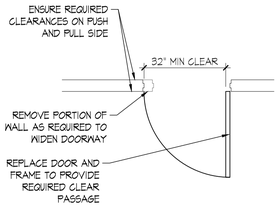

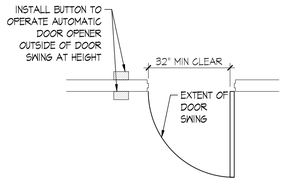

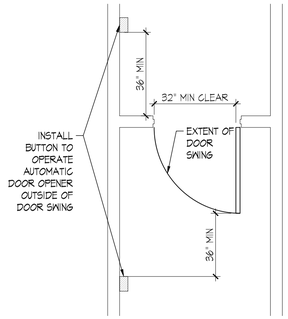

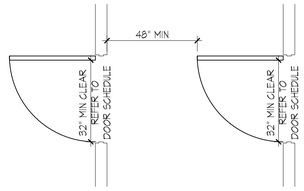

TWO DOORS IN SERIES CLEARANCES

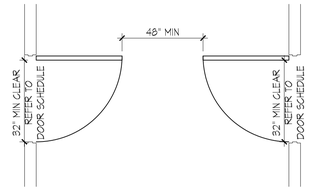

TWO DOORS IN SERIES CLEARANCES

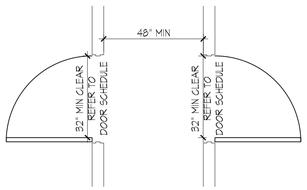

TWO DOORS IN SERIES CLEARANCES

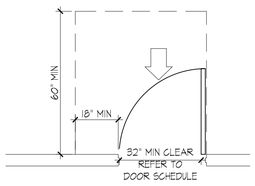

PULL SIDE, FRONT APPROACH
(WITH OR WITHOUT CLOSER)

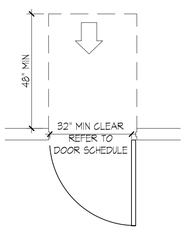

PUSH SIDE, FRONT APPROACH
(WITHOUT CLOSER)

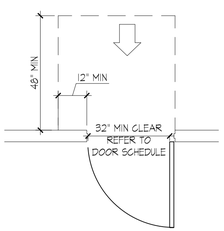

PUSH SIDE, FRONT APPROACH
(WITH CLOSER)

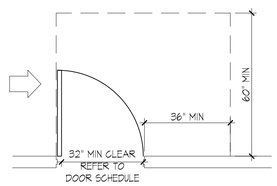

PULL SIDE, HINGE APPROACH -
ALTERNATE 1
(WITH OR WITHOUT CLOSER)

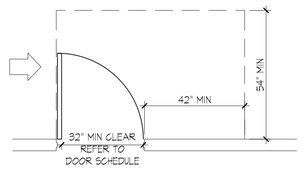

PULL SIDE, HINGE APPROACH -
ALTERNATE 2
(WITH OR WITHOUT CLOSER)

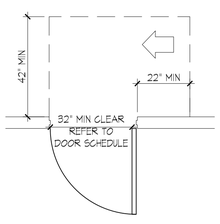

PUSH SIDE, HINGE APPROACH
(WITHOUT CLOSER & LATCH)

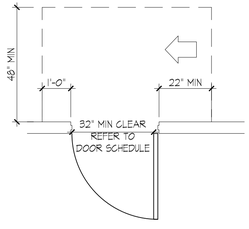

PUSH SIDE, HINGE APPROACH
(WITH CLOSER & LATCH)

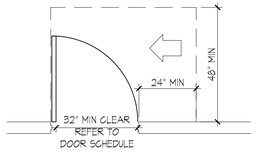

PULL SIDE, LATCH APPROACH
(WITHOUT CLOSER)

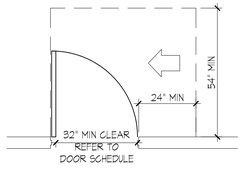

PULL SIDE, LATCH APPROACH
(WITH CLOSER)

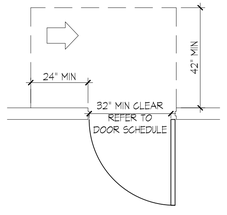

PUSH SIDE, LATCH APPROACH
(WITHOUT CLOSER)

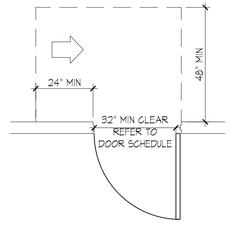

PUSH SIDE, LATCH APPROACH
(WITH CLOSER)

1 ADA DOOR CLEARANCES
NOT TO SCALE

KINGS COUNTY SUPREME COURT BUILDING ACCESSIBILITY RENOVATIONS

360 Adams Street
Brooklyn NY 11201

Conditions

ALL IDEAS, DESIGNS, ARRANGEMENTS AND PLANS INDICATED OR REPRESENTED BY THIS DRAWING ARE OWNED BY, AND THE PROPERTY OF RONNETTE RILEY ARCHITECT AND WERE CREATED, EVOLVED AND DEVELOPED FOR THE USE ON, AND IN CONNECTION WITH THE SPECIFIED PROJECT.
NONE OF SUCH IDEAS, DESIGNS, ARRANGEMENTS OR PLANS SHALL BE USED BY OR DISCLOSED TO ANY PERSON, FIRM OR CORPORATION FOR ANY PURPOSE WHATSOEVER WITHOUT THE WRITTEN PERMISSION OF RONNETTE RILEY ARCHITECT.

© Copyright Ronnette Riley *Architect* 2021

Ronnette Riley *Architect*

494 Eighth Avenue, 15th Floor
New York, NY 10001
T 212 594 4015
F 212 594 2868
www.ronnetteriley.com

MEP Engineer:

Loring Consulting Engineers, Inc.
360 West 31st Street, 14th Floor
New York, NY 10001-2727
T 212-563 7400
www.loringengineers.com
New York City . Washington, DC . Princeton . Durham . Toronto

Structural Engineer:

Silman
32 Old Slip, 10th Floor
New York, NY 10005
T 212-620 7970
www.Silman.com

Rev	Date	Issue
	11 JUN 2021	Issue for SD Review
	22 OCT 2021	DD Review
	23 NOV 2021	DD Submission
	4 MAR 2022	Issue for Final DD
	6 DEC 2022	CD Review
	23 MAR 2023	CD FINAL

Title

ACCESSIBILITY NOTES - 2

Date	06-11-2021
Project No.	4107
Drawing By	SJ
CHK By	BL
Scale	

DOB Rev

T005 .00

of

DOB SCAN

F:\2021 Jobs\4107 DCAS 360 Adams SD-CA\05 Drawings\RRA Set\4107-ADA-SHEETS.dwg 03/30/23 - 8:19am cg

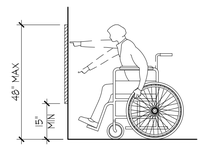

FRONT REACH TO SERVICE OR CONTROL

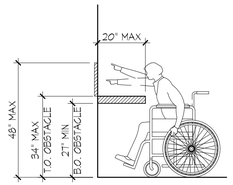

FRONT REACH TO SERVICE OR CONTROL OVER AN OBSTACLE <20" DEEP

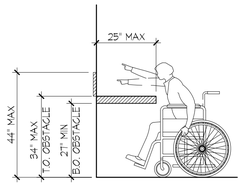

FRONT REACH TO SERVICE OR CONTROL OVER AN OBSTACLE 20"-25" DEEP

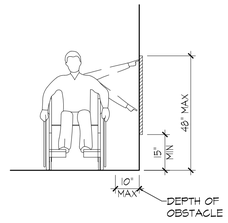

SIDE REACH TO SERVICE OR CONTROL

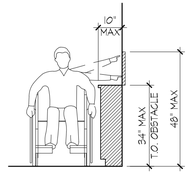

SIDE REACH TO SERVICE OR CONTROL OVER AN OBSTACLE >10"

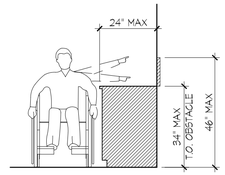

SIDE REACH TO SERVICE OR CONTROL OVER AN OBSTACLE 10"-24"

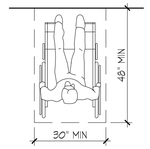

FORWARD APPROACH TO SERVICE OR CONTROL

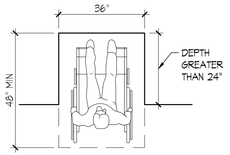

FORWARD APPROACH TO SERVICE OR CONTROL IN AN ALCOVE

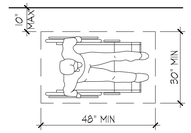

SIDE APPROACH TO SERVICE OR CONTROL

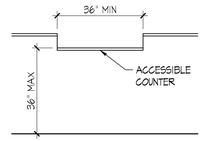

ACCESSIBLE COUNTER ELEVATION (FOR SIDE APPROACH)

3 REACH RANGES AND COUNTERS

NOT TO SCALE

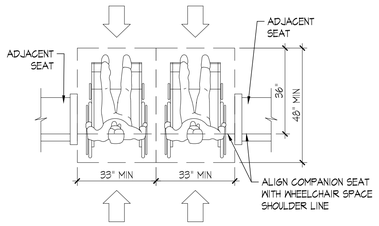

TWO SEATS CLEARANCES (FRONT OR REAR APPROACH)

NOTE: SLOPES STEEPER THAN 1:48 ARE NOT PERMITTED
NOTE: SPACE MAY NOT OVERLAP WITH CIRCULATION ROUTE

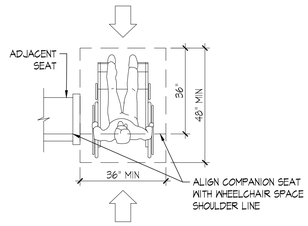

SINGLE SEAT CLEARANCES (FRONT OR REAR APPROACH)

NOTE: SLOPES STEEPER THAN 1:48 ARE NOT PERMITTED
NOTE: SPACE MAY NOT OVERLAP WITH CIRCULATION ROUTE

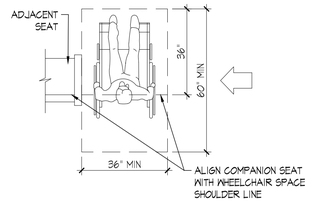

SINGLE SEAT CLEARANCES (SIDE APPROACH)

NOTE: SLOPES STEEPER THAN 1:48 ARE NOT PERMITTED
NOTE: SPACE MAY NOT OVERLAP WITH CIRCULATION ROUTE

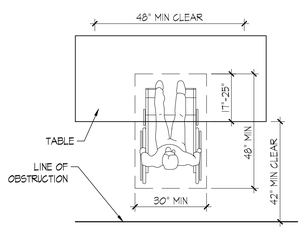

TABLE APPROACH

NOTE: ENSURE ACCESS ROUTE 36" WIDE MIN TO ACCESSIBLE SEAT
NOTE: TABLE LEGS MAY NOT OBSTRUCT CLEAR SPACE

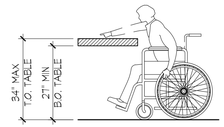

TABLE CLEARANCES

2 ADA COURTROOM CLEARANCES

NOT TO SCALE

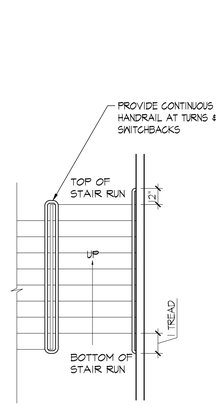

HANDRAIL EXTENSIONS

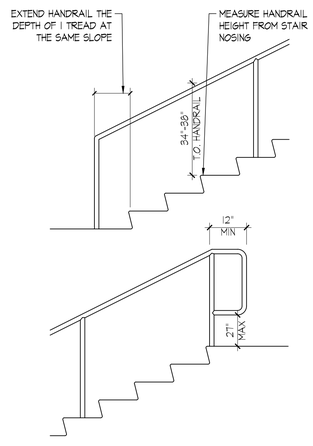

HANDRAIL HEIGHTS AND EXTENSIONS

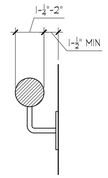

HANDRAIL SECTION

1 ADA STAIR CLEARANCES

NOTE: TO SCALE

KINGS COUNTY SUPREME COURT BUILDING ACCESSIBILITY RENOVATIONS

360 Adams Street
Brooklyn NY 11201

Conditions

ALL IDEAS, DESIGNS, ARRANGEMENTS AND PLANS INDICATED OR REPRESENTED BY THIS DRAWING ARE OWNED BY, AND THE PROPERTY OF RONNETTE RILEY ARCHITECT AND WERE CREATED, EVOLVED AND DEVELOPED FOR THE USE ON, AND IN CONNECTION WITH THE SPECIFIED PROJECT.
NONE OF SUCH IDEAS, DESIGNS, ARRANGEMENTS OR PLANS SHALL BE USED BY OR DISCLOSED TO ANY PERSON, FIRM OR CORPORATION FOR ANY PURPOSE WHATSOEVER WITHOUT THE WRITTEN PERMISSION OF RONNETTE RILEY ARCHITECT.

© Copyright Ronnette Riley *Architect* 2021

Ronnette Riley *Architect*

494 Eighth Avenue, 15th Floor
New York, NY 10001
T 212 594 4015
F 212 594 2868
www.ronnetteriley.com

MEP Engineer:

Loring Consulting Engineers, Inc.
360 West 31st Street, 14th Floor
New York, NY 10001-2727
T 212-563 7400
www.loringengineers.com
New York City . Washington, DC . Princeton . Durham . Toronto

Structural Engineer:

Silman
32 Old Slip, 10th Floor
New York, NY 10005
T 212-620 7970
www.Silman.com

Rev	Date	Issue
	11 JUN 2021	Issue for SD Review
	22 OCT 2021	DD Review
	23 NOV 2021	DD Submission
	4 MAR 2022	Issue for Final DD
	6 DEC 2022	CD Review
	23 MAR 2023	CD FINAL

Title

ACCESSIBILITY NOTES - 3

Date	06-11-2021
Project No.	4107
Drawing By	SJ
CHK By	BL
Scale	

T006 .00

DOB Rev

of

DOB SCAN

F:\2021 Jobs\4107 DCAS 360 Adams SD-CA\05 Drawings\RRA Set\4107ADA-SHEET3.dwg 03/30/23 - 8:15am SJ

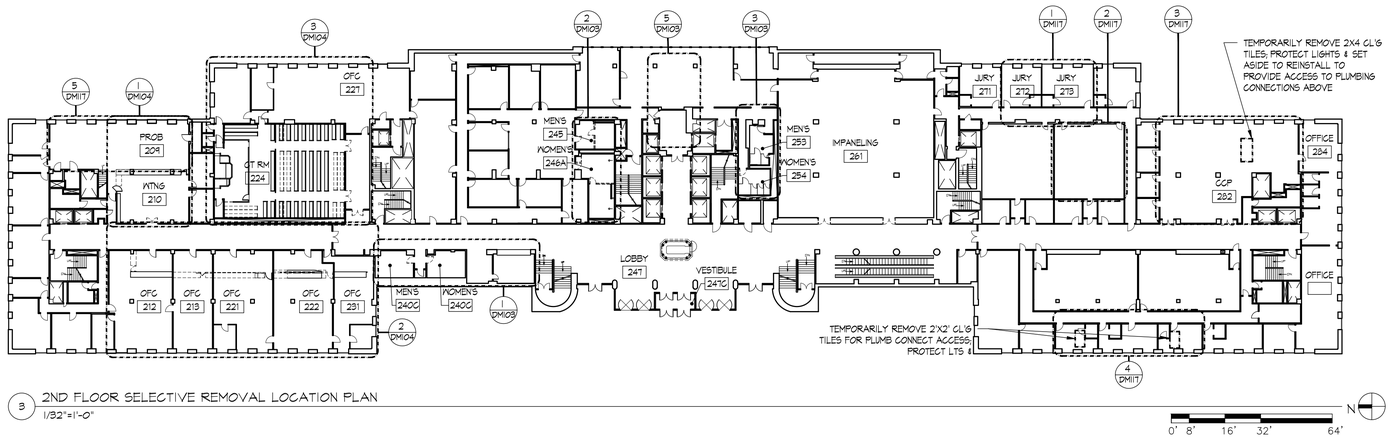

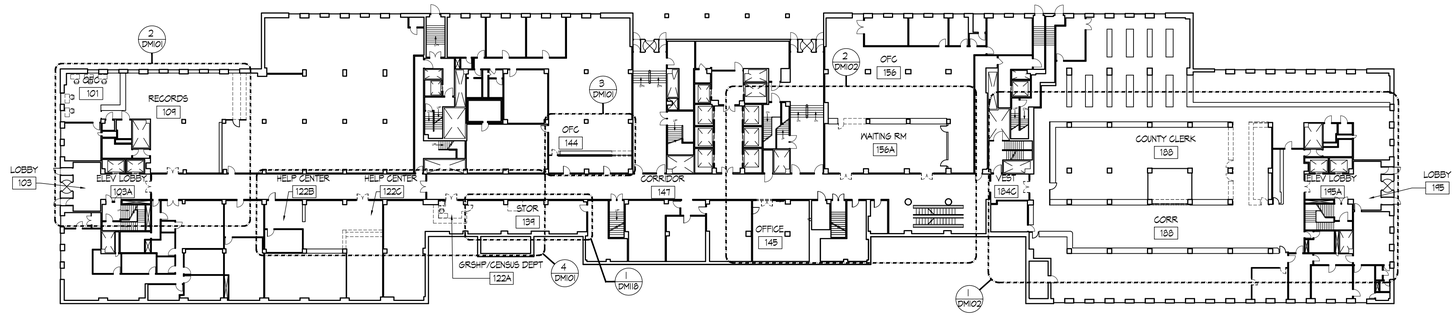

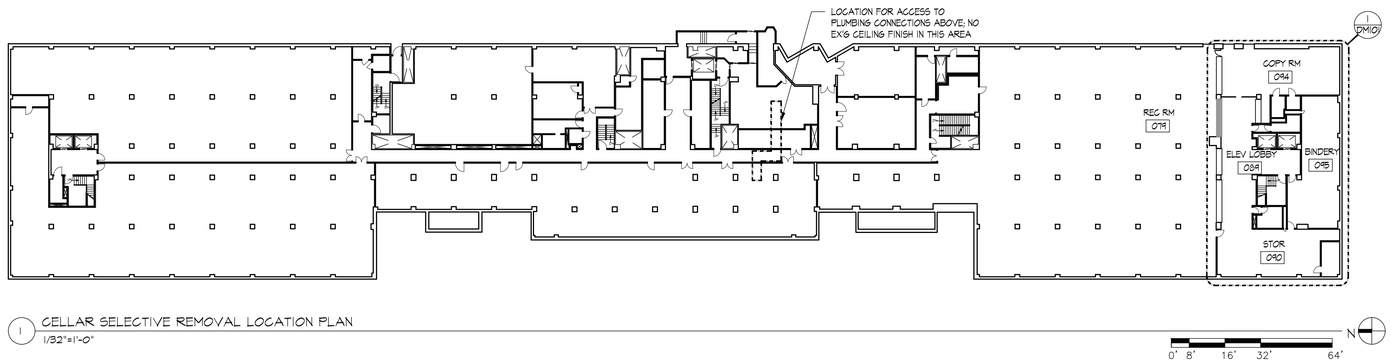

KINGS COUNTY SUPREME COURT BUILDING ACCESSIBILITY RENOVATIONS

360 Adams Street
Brooklyn NY 11201

Conditions

ALL IDEAS, DESIGN, ARRANGEMENTS AND PLANS INDICATED OR REPRESENTED BY THIS DRAWING ARE OWNED BY, AND THE PROPERTY OF RONNETTE RILEY ARCHITECT AND WERE CREATED, EVOLVED AND DEVELOPED FOR THE USE ON, AND IN CONNECTION WITH THE SPECIFIED PROJECT.
NONE OF SUCH IDEAS, DESIGNS, ARRANGEMENTS OR PLANS SHALL BE USED BY OR DISCLOSED TO ANY PERSON, FIRM OR CORPORATION FOR ANY PURPOSE WHATSOEVER WITHOUT THE WRITTEN PERMISSION OF RONNETTE RILEY ARCHITECT.

© Copyright Ronnette Riley *Architect* 2021

Ronnette Riley *Architect*

494 Eighth Avenue, 15th Floor
New York, NY 10001
T 212 594 4015
F 212 594 2868
www.ronnetteriley.com

MEP Engineer:

Loring Consulting Engineers, Inc.
360 West 31st Street, 14th Floor
New York, NY 10001-2727
T 212-563 7400
www.loringengineers.com
New York City .Washington, DC . Princeton . Durham . Toronto

Structural Engineer:

Silman
32 Old Slip, 10th Floor
New York, NY 10005
T 212-620 7970
www.Silman.com

Rev	Date	Issue
	11 JUN 2021	Issue for SD Review
	22 OCT 2021	DD Review
	23 NOV 2021	DD Submission
	4 MAR 2022	Issue for Final DD
	6 DEC 2022	CD Review
	23 MAR 2023	CD FINAL

Title

SELECTIVE REMOVAL LOCATION PLANS - 1

Date	06-11-2021
Project No.	4107
Drawing By	CQ, JS
CHK By	BTL
Scale	AS NOTED

DOB Rev
DM001.00
_ of __

DOB SCAN

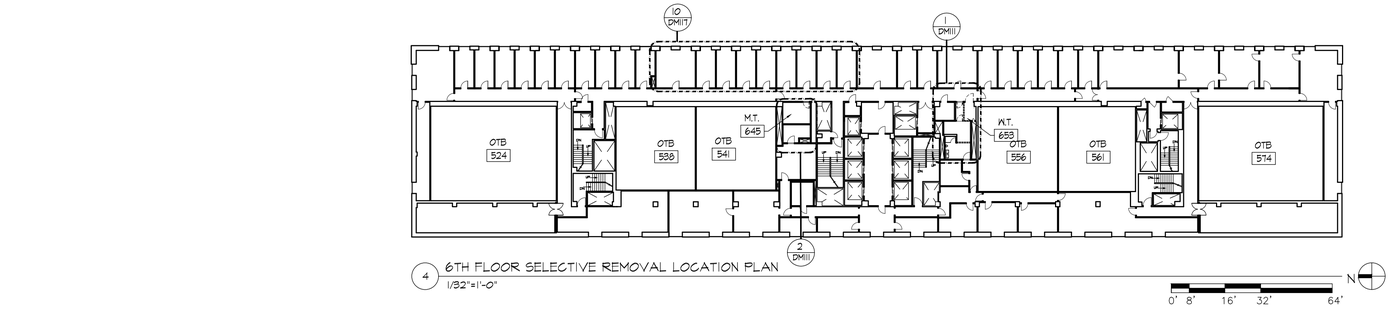

4 6TH FLOOR SELECTIVE REMOVAL LOCATION PLAN
1/32"=1'-0"

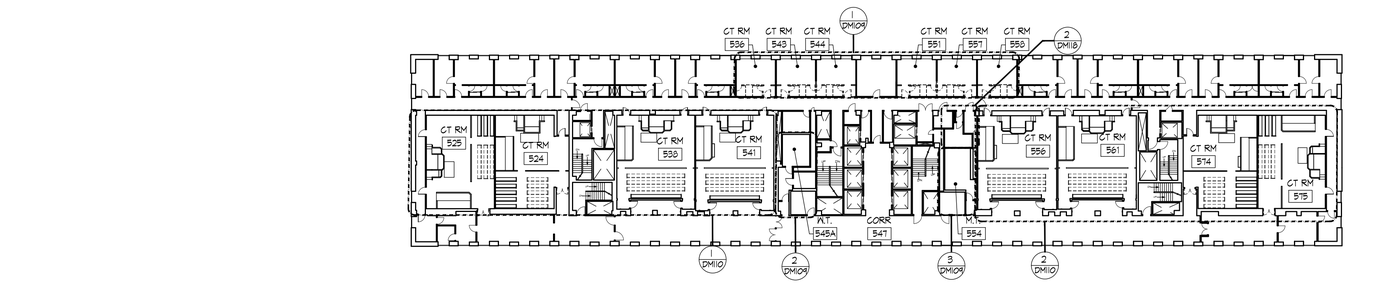

3 5TH FLOOR SELECTIVE REMOVAL LOCATION PLAN
1/32"=1'-0"

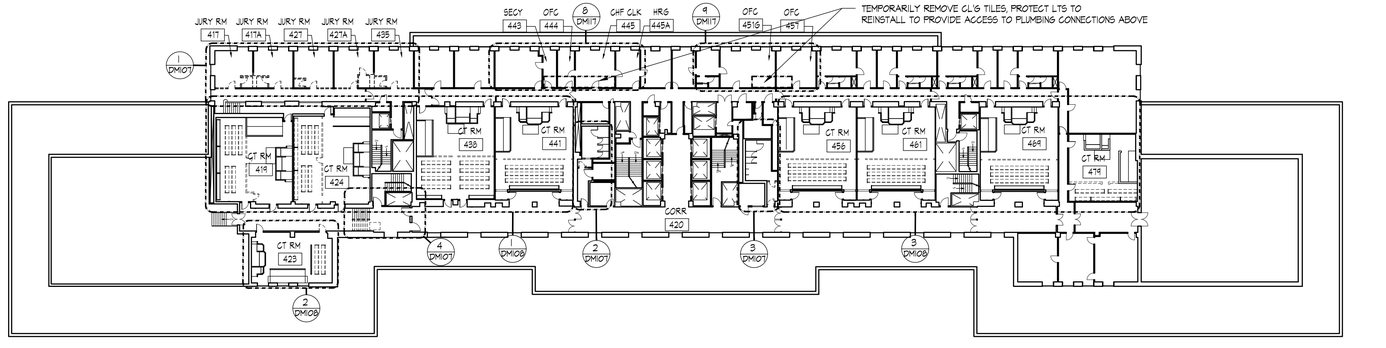

2 4TH FLOOR SELECTIVE REMOVAL LOCATION PLAN
1/32"=1'-0"

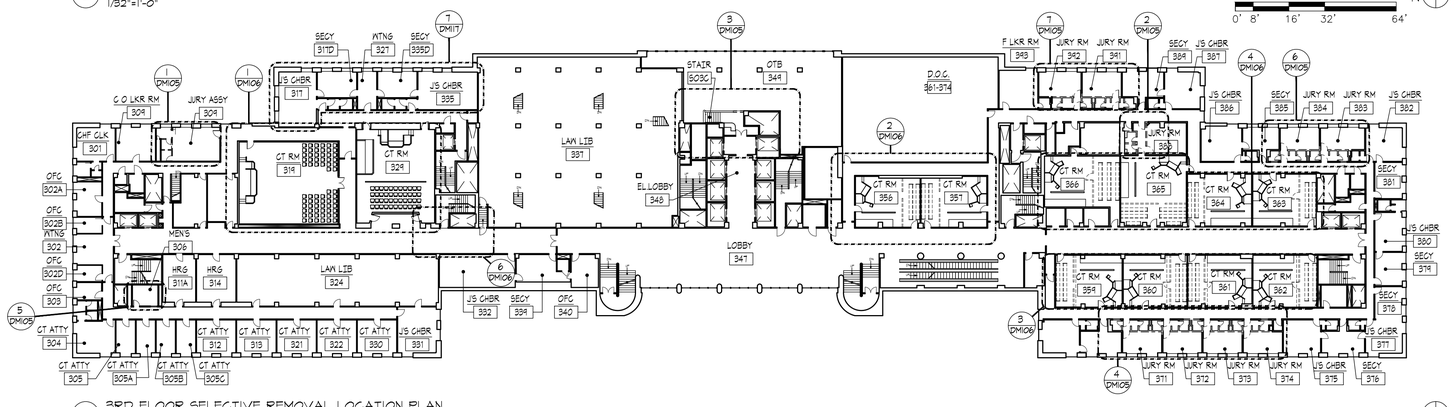

1 3RD FLOOR SELECTIVE REMOVAL LOCATION PLAN
1/32"=1'-0"

KINGS COUNTY SUPREME COURT BUILDING ACCESSIBILITY RENOVATIONS

360 Adams Street
Brooklyn NY 11201

Conditions

ALL IDEAS, DESIGNS, ARRANGEMENTS AND PLANS INDICATED OR REPRESENTED BY THIS DRAWING ARE OWNED BY, AND THE PROPERTY OF RONNETTE RILEY ARCHITECT AND WERE CREATED, EVOLVED AND DEVELOPED FOR THE USE ON, AND IN CONNECTION WITH THE SPECIFIED PROJECT.
NONE OF SUCH IDEAS, DESIGNS, ARRANGEMENTS OR PLANS SHALL BE USED BY OR DISCLOSED TO ANY PERSON, FIRM OR CORPORATION FOR ANY PURPOSE WHATSOEVER WITHOUT THE WRITTEN PERMISSION OF RONNETTE RILEY ARCHITECT.

© Copyright Ronnette Riley *Architect* 2021

Ronnette Riley *Architect*

494 Eighth Avenue, 15th Floor
New York, NY 10001
T 212 594 4015
F 212 594 2868
www.ronnetteriley.com

MEP Engineer:

Loring Consulting Engineers, Inc.
360 West 31st Street, 14th Floor
New York, NY 10001-2727
T 212-563 7400
www.loringengineers.com
New York City .Washington, DC . Princeton . Durham . Toronto

Structural Engineer:

Silman
32 Old Slip, 10th Floor
New York, NY 10005
T 212-620 7970
www.Silman.com

Rev	Date	Issue
	11 JUN 2021	Issue for SD Review
	22 OCT 2021	DD Review
	23 NOV 2021	DD Submission
	4 MAR 2022	Issue for Final DD
	6 DEC 2022	CD Review
	23 MAR 2023	CD FINAL

Title

SELECTIVE REMOVAL LOCATION PLANS - 2

Date	06-11-2021
Project No.	4107
Drawing By	CQ, JS
CHK By	BTL
Scale	AS NOTED

DOB Rev
DM002.00
_ of ___

DOB SCAN

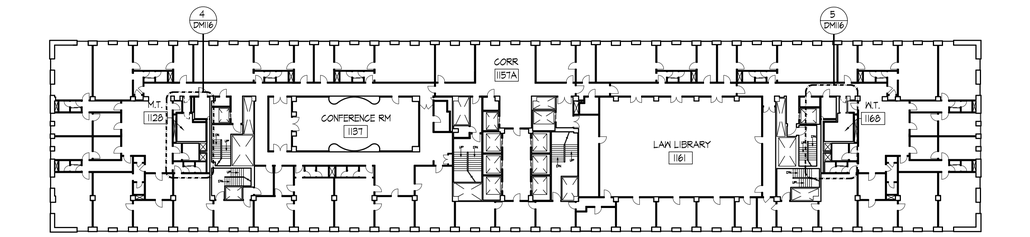

5 11TH FLOOR SELECTIVE REMOVAL LOCATION PLAN
1/32"=1'-0"

0' 8' 16' 32' 64'

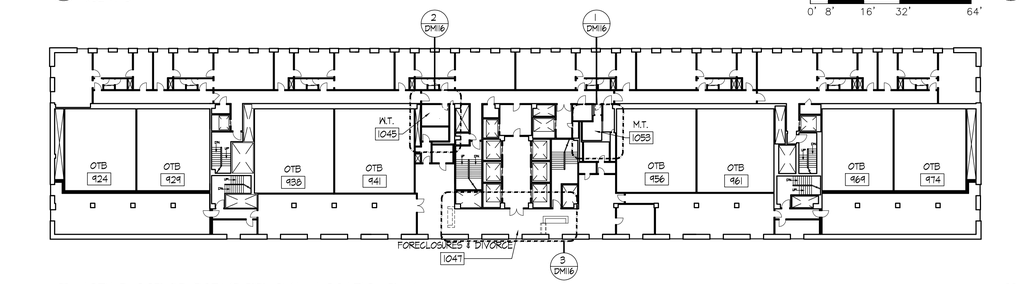

4 10TH FLOOR SELECTIVE REMOVAL LOCATION PLAN
1/32"=1'-0"

0' 8' 16' 32' 64'

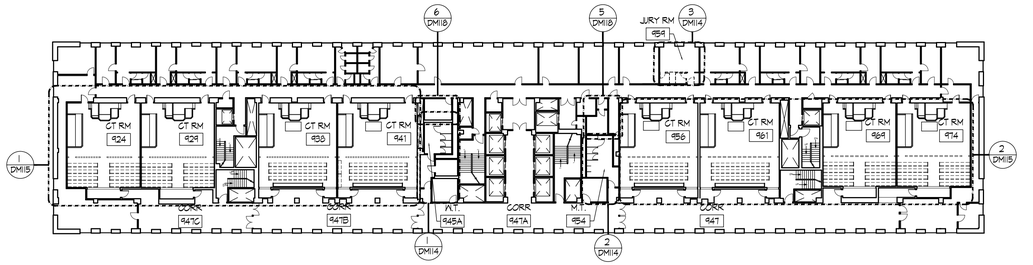

3 9TH FLOOR SELECTIVE REMOVAL LOCATION PLAN
1/32"=1'-0"

0' 8' 16' 32' 64'

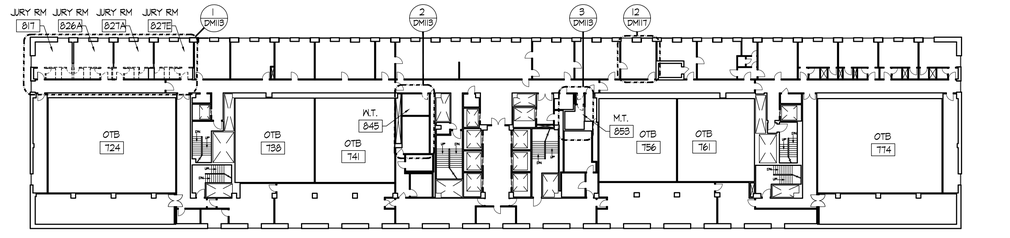

2 8TH FLOOR SELECTIVE REMOVAL LOCATION PLAN
1/32"=1'-0"

0' 8' 16' 32' 64'

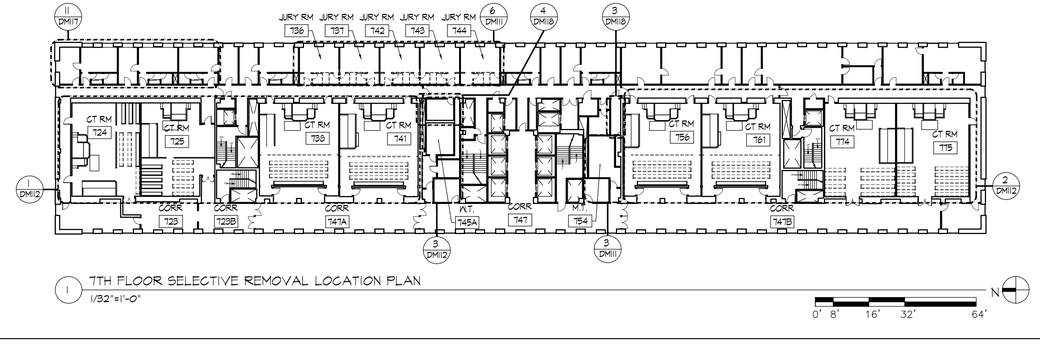

1 7TH FLOOR SELECTIVE REMOVAL LOCATION PLAN
1/32"=1'-0"

0' 8' 16' 32' 64'

KINGS COUNTY SUPREME COURT BUILDING ACCESSIBILITY RENOVATIONS

360 Adams Street
Brooklyn NY 11201

Conditions

ALL IDEAS, DESIGNS, ARRANGEMENTS AND PLANS INDICATED OR REPRESENTED BY THIS DRAWING ARE OWNED BY, AND THE PROPERTY OF RONNETTE RILEY ARCHITECT AND WERE CREATED, EVOLVED AND DEVELOPED FOR THE USE ON, AND IN CONNECTION WITH THE SPECIFIED PROJECT.
NONE OF SUCH IDEAS, DESIGNS, ARRANGEMENTS OR PLANS SHALL BE USED BY OR DISCLOSED TO ANY PERSON, FIRM OR CORPORATION FOR ANY PURPOSE WHATSOEVER WITHOUT THE WRITTEN PERMISSION OF RONNETTE RILEY ARCHITECT.

© Copyright Ronnette Riley *Architect* 2021

Ronnette Riley *Architect*

494 Eighth Avenue, 15th Floor
New York, NY 10001
T 212 594 4015
F 212 594 2868
www.ronnetteriley.com

MEP Engineer:

Loring Consulting Engineers, Inc.
360 West 31st Street, 14th Floor
New York, NY 10001-2727
T 212-563 7400
www.loringengineers.com
New York City .Washington, DC . Princeton . Durham . Toronto

Structural Engineer:

Silman
32 Old Slip, 10th Floor
New York, NY 10005
T 212-620 7970
www.Silman.com

Rev	Date	Issue
	11 JUN 2021	Issue for SD Review
	22 OCT 2021	DD Review
	23 NOV 2021	DD Submission
	4 MAR 2022	Issue for Final DD
	6 DEC 2022	CD Review
	23 MAR 2023	CD FINAL

Title

SELECTIVE REMOVAL LOCATION PLANS - 3

Date	06-11-2021
Project No.	4107
Drawing By	CQ, JS
CHK By	BTL
Scale	AS NOTED

DOB Rev
DM003.00
_ of __

DOB SCAN

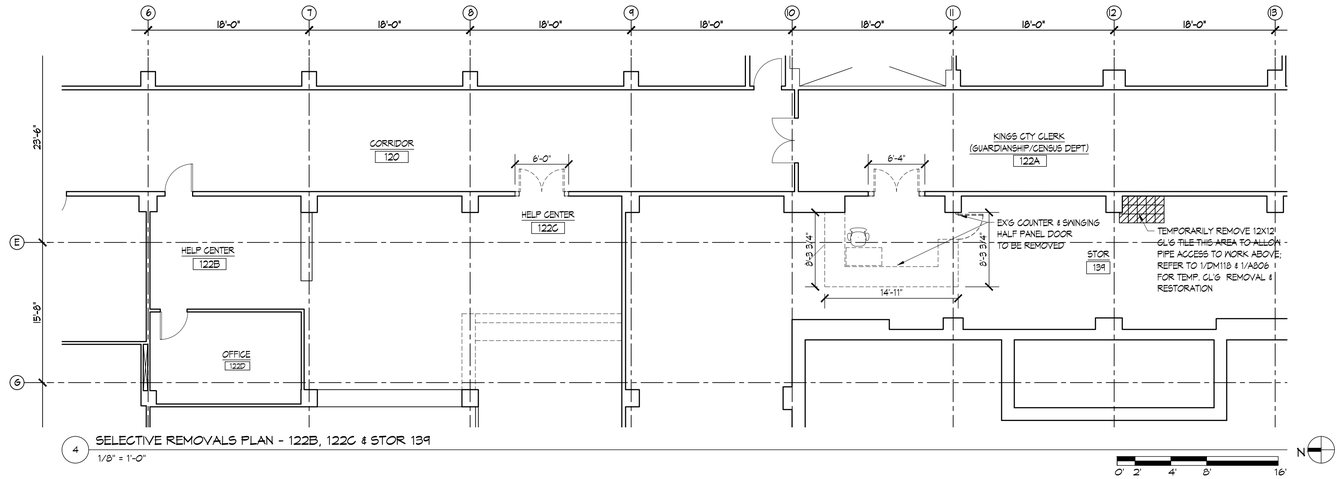

4 SELECTIVE REMOVALS PLAN - 122B, 122C & STOR 139
1/8" = 1'-0"

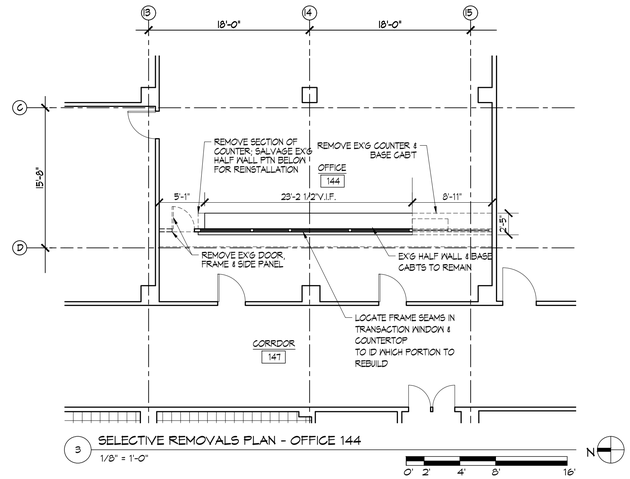

3 SELECTIVE REMOVALS PLAN - OFFICE 144
1/8" = 1'-0"

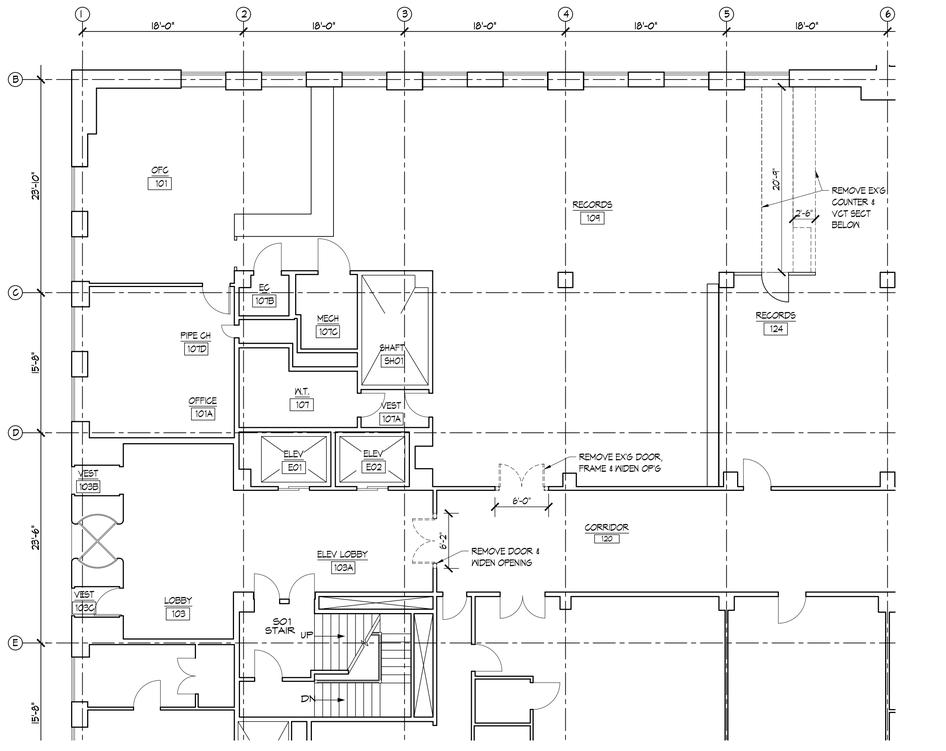

2 SELECTIVE REMOVALS PLAN - ELEV LOBBY 103A, CRC 101
1/8" = 1'-0"

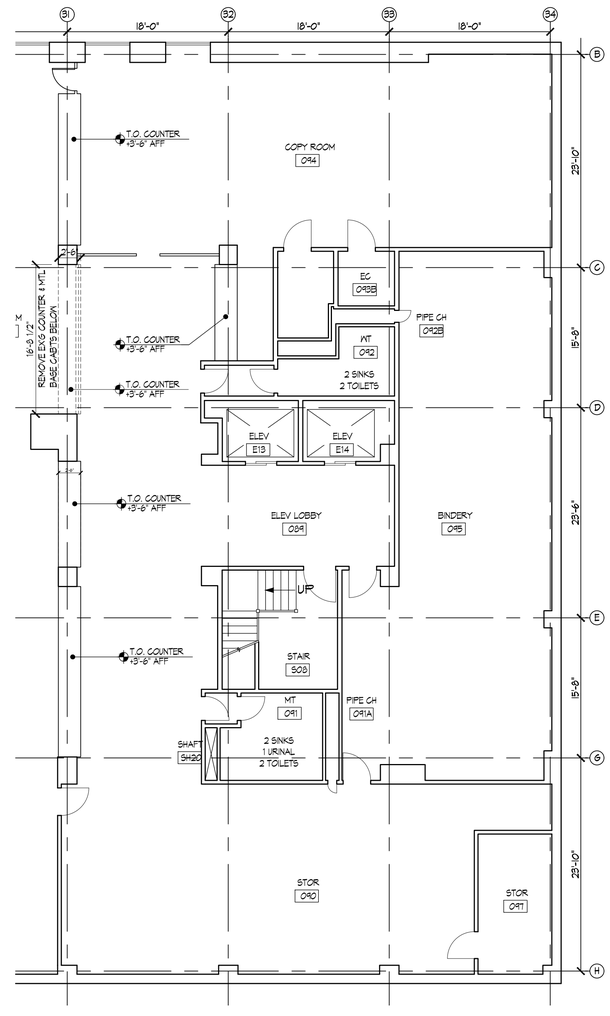

1 SELECTIVE REMOVALS PLAN - CELLAR
1/8" = 1'-0"

KINGS COUNTY SUPREME COURT BUILDING ACCESSIBILITY RENOVATIONS

360 Adams Street
Brooklyn NY 11201

Conditions

ALL IDEAS, DESIGNS, ARRANGEMENTS AND PLANS INDICATED OR REPRESENTED BY THIS DRAWING ARE OWNED BY, AND THE PROPERTY OF RONNETTE RILEY ARCHITECT AND WERE CREATED, EVOLVED AND DEVELOPED FOR THE USE ON, AND IN CONNECTION WITH THE SPECIFIED PROJECT.
NONE OF SUCH IDEAS, DESIGNS, ARRANGEMENTS OR PLANS SHALL BE USED BY OR DISCLOSED TO ANY PERSON, FIRM OR CORPORATION FOR ANY PURPOSE WHATSOEVER WITHOUT THE WRITTEN PERMISSION OF RONNETTE RILEY ARCHITECT.

© Copyright Ronnette Riley *Architect* 2021

Ronnette Riley *Architect*

494 Eighth Avenue, 15th Floor
New York, NY 10001
T 212 594 4015
F 212 594 2868
www.ronnetteriley.com

MEP Engineer:

Loring Consulting Engineers, Inc.
360 West 31st Street, 14th Floor
New York, NY 10001-2727
T 212-563 7400
www.loringengineers.com
New York City .Washington, DC . Princeton . Durham . Toronto

Structural Engineer:

Silman
32 Old Slip, 10th Floor
New York, NY 10005
T 212-620 7970
www.Silman.com

Rev	Date	Issue
	11 JUN 2021	Issue for SD Review
	22 OCT 2021	DD Review
	23 NOV 2021	DD Submission
	4 MAR 2022	Issue for Final DD
	6 DEC 2022	CD Review
	23 MAR 2023	CD FINAL

Title

CELLAR & 1ST FL SELECTIVE REMOVAL PLANS

Date	06-11-2021
Project No.	4107
Drawing By	SN
CHK By	BTL
Scale	1/8" = 1'-0"

DOB Rev

DM101.00

_ of __

DOB SCAN 7/15/2021

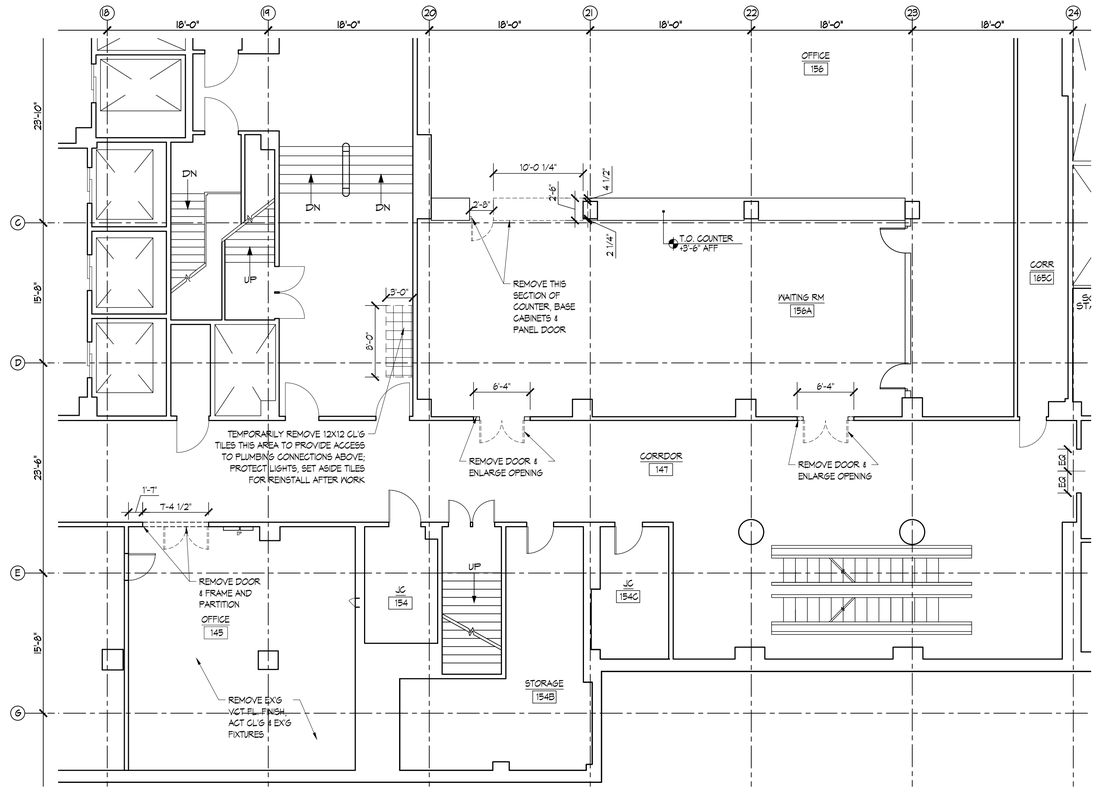

2 SELECTIVE REMOVALS PLAN - STORAGE & WAITING RM 156A
1/8" = 1'-0"

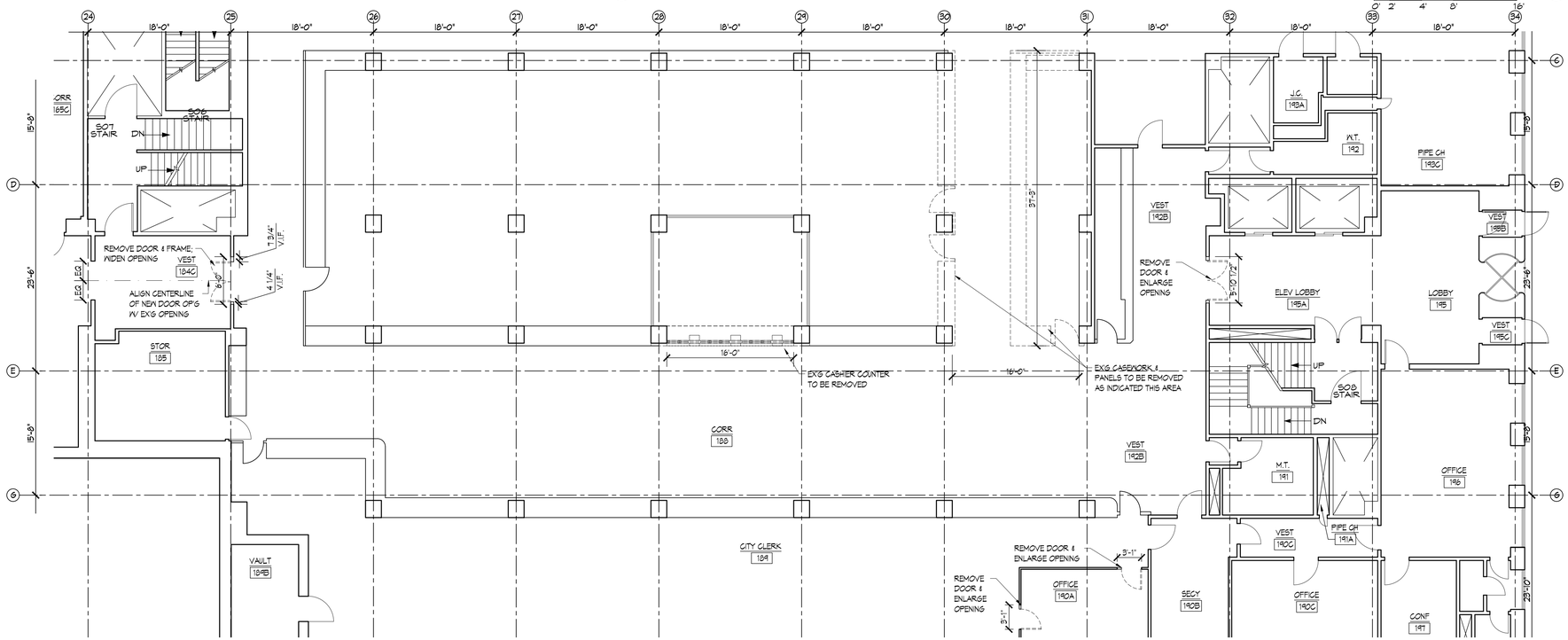

1 SELECTIVE REMOVALS PLAN - 1ST FL CITY CLERK 189
1/8" = 1'-0"

KINGS COUNTY SUPREME COURT BUILDING ACCESSIBILITY RENOVATIONS

360 Adams Street
Brooklyn NY 11201

Conditions

ALL IDEAS, DESIGN ARRANGEMENTS AND PLANS INDICATED OR REPRESENTED BY THIS DRAWING ARE OWNED BY, AND THE PROPERTY OF RONNETTE RILEY ARCHITECT AND WERE CREATED, EVOLVED AND DEVELOPED FOR THE USE ON, AND IN CONNECTION WITH THE SPECIFIED PROJECT.
NONE OF SUCH IDEAS, DESIGNS, ARRANGEMENTS OR PLANS SHALL BE USED BY OR DISCLOSED TO ANY PERSON, FIRM OR CORPORATION FOR ANY PURPOSE WHATSOEVER WITHOUT THE WRITTEN PERMISSION OF RONNETTE RILEY ARCHITECT.

© Copyright Ronnette Riley *Architect* 2021

Ronnette Riley *Architect*

494 Eighth Avenue, 15th Floor
New York, NY 10001
T 212 594 4015
F 212 594 2868
www.ronnetteriley.com

MEP Engineer:

Loring Consulting Engineers, Inc.
360 West 31st Street, 14th Floor
New York, NY 10001-2727
T 212-563 7400
www.loringengineers.com
New York City .Washington, DC . Princeton . Durham . Toronto

Structural Engineer:

Silman
32 Old Slip, 10th Floor
New York, NY 10005
T 212-620 7970
www.Silman.com

Rev	Date	Issue
	11 JUN 2021	Issue for SD Review
	22 OCT 2021	DD Review
	23 NOV 2021	DD Submission
	4 MAR 2022	Issue for Final DD
	6 DEC 2022	CD Review
	23 MAR 2023	CD FINAL

Title

1ST FL SELECTIVE REMOVAL PLANS

Date	06-11-2021
Project No.	4107
Drawing By	SN
CHK By	BTL
Scale	1/8" = 1'-0"

DM102.00 (DOB Rev)

_ of _

DOB SCAN

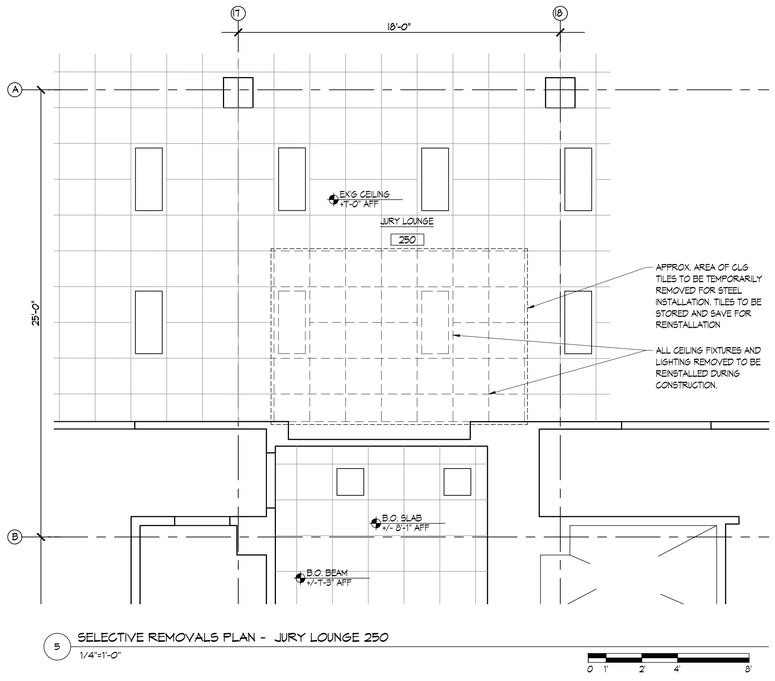

5 SELECTIVE REMOVALS PLAN - JURY LOUNGE 250
1/4"=1'-0"

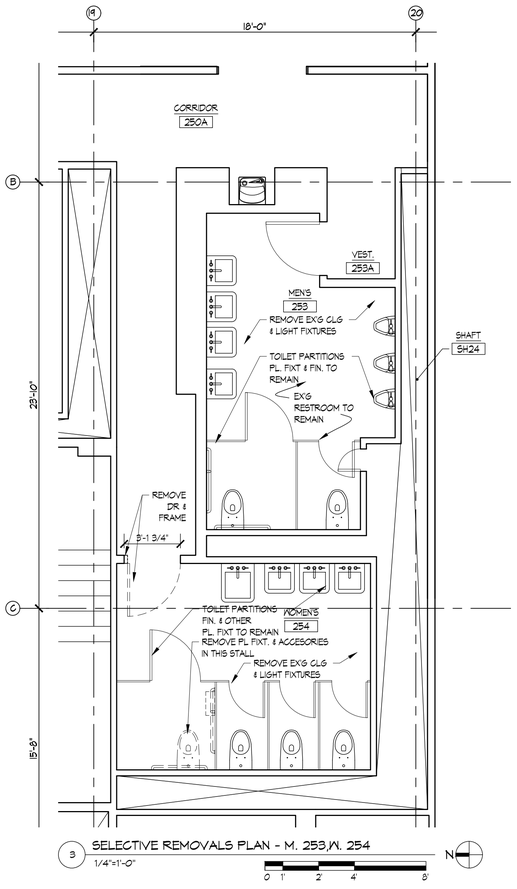

3 SELECTIVE REMOVALS PLAN - M. 253,W. 254
1/4"=1'-0"

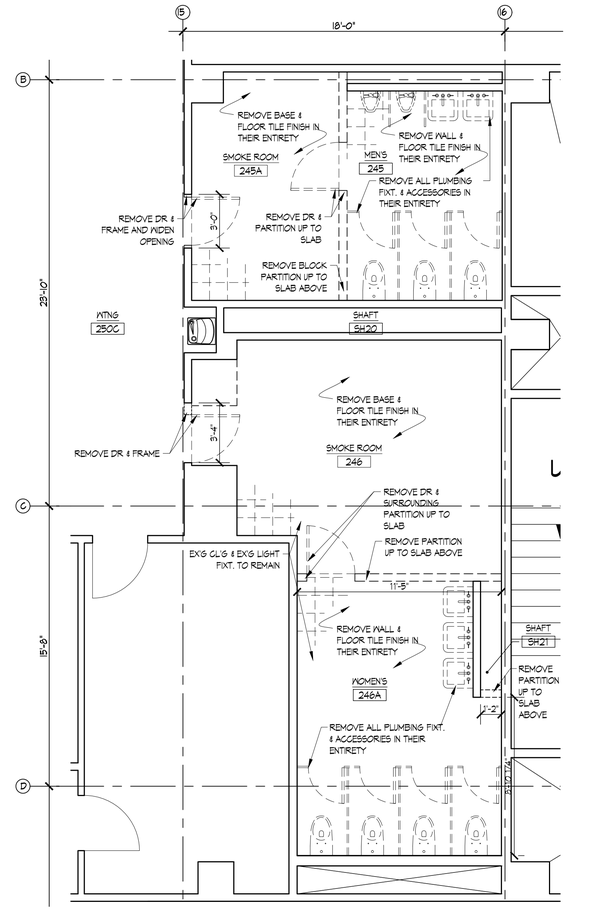

2 SELECTIVE REMOVALS PLAN - M. 246 W. 246A
1/4"=1'-0"

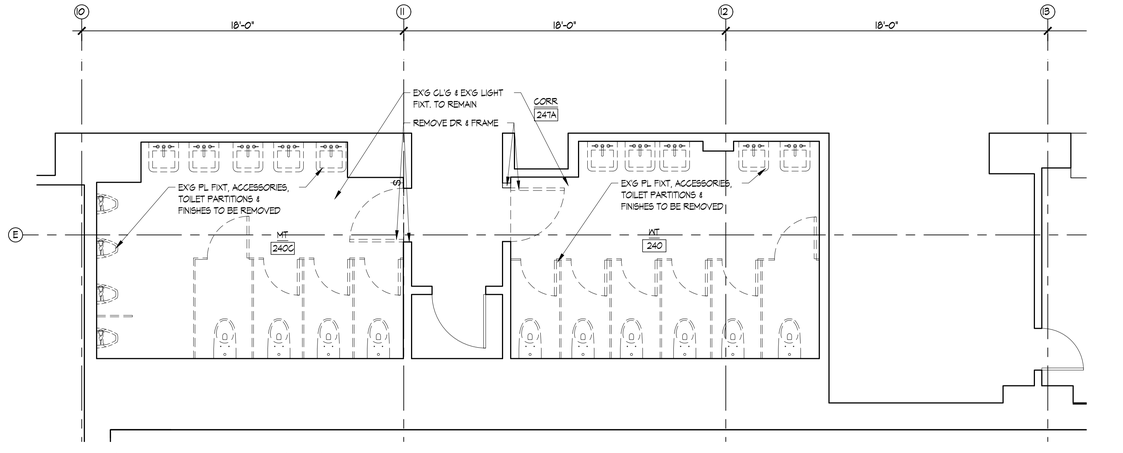

1 SELECTIVE REMOVALS PLAN - M. TOILET 240
1/4"=1'-0"

KINGS COUNTY SUPREME COURT BUILDING ACCESSIBILITY RENOVATIONS

360 Adams Street
Brooklyn NY 11201

Conditions

ALL IDEAS, DESIGNS, ARRANGEMENTS AND PLANS INDICATED OR REPRESENTED BY THIS DRAWING ARE OWNED BY, AND THE PROPERTY OF RONNETTE RILEY ARCHITECT AND WERE CREATED, EVOLVED AND DEVELOPED FOR THE USE ON, AND IN CONNECTION WITH THE SPECIFIED PROJECT.
NONE OF SUCH IDEAS, DESIGNS, ARRANGEMENTS OR PLANS SHALL BE USED BY OR DISCLOSED TO ANY PERSON, FIRM OR CORPORATION FOR ANY PURPOSE WHATSOEVER WITHOUT THE WRITTEN PERMISSION OF RONNETTE RILEY ARCHITECT.

© Copyright Ronnette Riley *Architect* 2021

Ronnette Riley *Architect*

494 Eighth Avenue, 15th Floor
New York, NY 10001
T 212 594 4015
F 212 594 2868
www.ronnetteriley.com

MEP Engineer:

Loring Consulting Engineers, Inc.
360 West 31st Street, 14th Floor
New York, NY 10001-2727
T 212-563 7400
www.loringengineers.com
New York City .Washington, DC . Princeton . Durham . Toronto

Structural Engineer:

Silman
32 Old Slip, 10th Floor
New York, NY 10005
T 212-620 7970
www.Silman.com

Rev	Date	Issue
	11 JUN 2021	Issue for SD Review
	22 OCT 2021	DD Review
	23 NOV 2021	DD Submission
	4 MAR 2022	Issue for Final DD
	6 DEC 2022	CD Review
	23 MAR 2023	CD FINAL

Title

2ND FL SELECTIVE REMOVAL PLANS - 1

Date	06-11-2021
Project No.	4107
Drawing By	SN/CQ
CHK By	BTZ
Scale	1/4" = 1'-0"

DOB Rev
DM103.00
_ of __

DOB SCAN

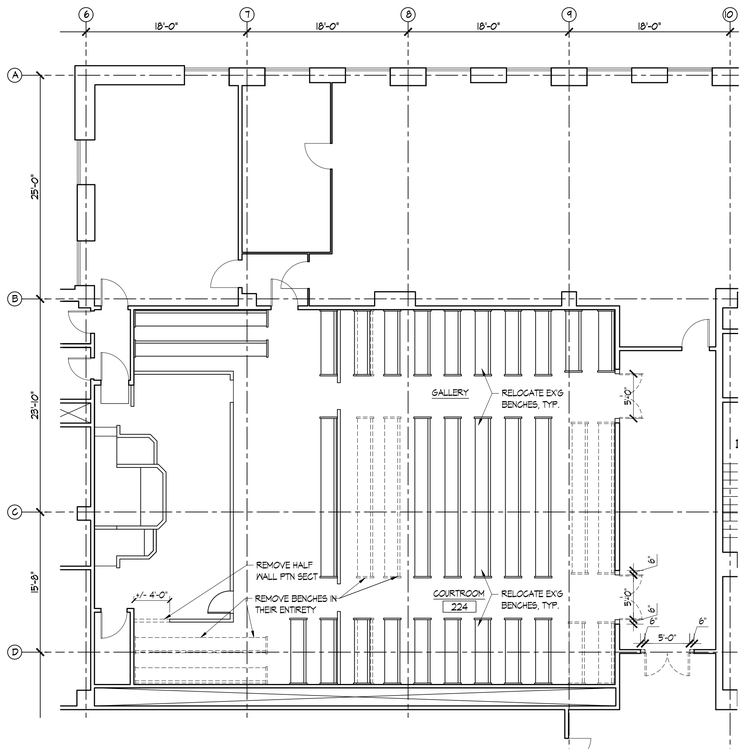

3 SELECTIVE REMOVALS PLAN - COUTROOM 224
1/8"=1'-0"

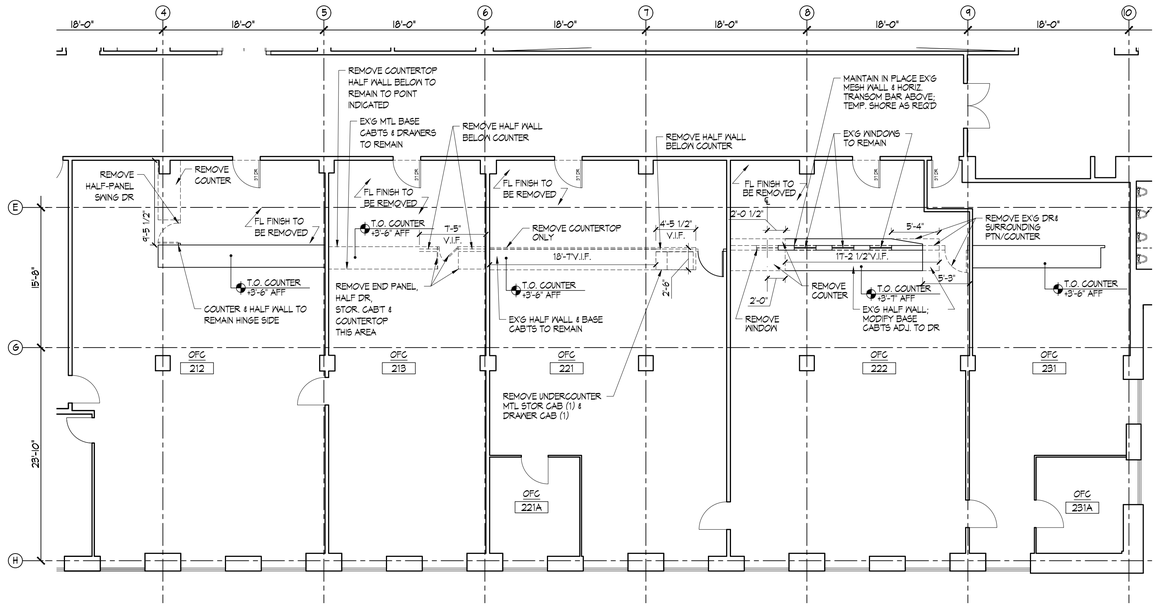

2 SELECTIVE REMOVALS PLAN - OFFICES
1/8"=1'-0"

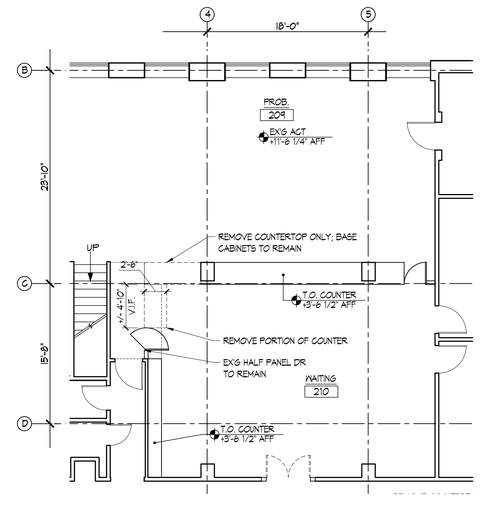

1 SELECTIVE REMOVALS PLAN - WAITING 209-210
1/8"=1'-0"

KINGS COUNTY SUPREME COURT BUILDING ACCESSIBILITY RENOVATIONS

360 Adams Street
Brooklyn NY 11201

Conditions

ALL IDEAS, DESIGNS, ARRANGEMENTS AND PLANS INDICATED OR REPRESENTED BY THIS DRAWING ARE OWNED BY, AND THE PROPERTY OF RONNETTE RILEY ARCHITECT AND WERE CREATED, EVOLVED AND DEVELOPED FOR THE USE ON, AND IN CONNECTION WITH THE SPECIFIED PROJECT.
NONE OF SUCH IDEAS, DESIGNS, ARRANGEMENTS OR PLANS SHALL BE USED BY OR DISCLOSED TO ANY PERSON, FIRM OR CORPORATION FOR ANY PURPOSE WHATSOEVER WITHOUT THE WRITTEN PERMISSION OF RONNETTE RILEY ARCHITECT.

© Copyright Ronnette Riley *Architect* 2021

Ronnette Riley *Architect*

494 Eighth Avenue, 15th Floor
New York, NY 10001
T 212 594 4015
F 212 594 2868
www.ronnetteriley.com

MEP Engineer:

Loring Consulting Engineers, Inc.
360 West 31st Street, 14th Floor
New York, NY 10001-2727
T 212-563 7400
www.loringengineers.com
New York City .Washington, DC . Princeton . Durham . Toronto

Structural Engineer:

Silman
32 Old Slip, 10th Floor
New York, NY 10005
T 212-620 7970
www.Silman.com

Rev	Date	Issue
	11 JUN 2021	Issue for SD Review
	22 OCT 2021	DD Review
	23 NOV 2021	DD Submission
	4 MAR 2022	Issue for Final DD
	6 DEC 2022	CD Review
	23 MAR 2023	CD FINAL

Title

2ND FL SELECTIVE REMOVAL PLANS - 2

Date	06-11-2021
Project No.	4107
Drawing By	SN/CQ
CHK By	BTZ
Scale	1/8" = 1'-0"

DOB Rev
DM104.00
_ of __

DOB SCAN

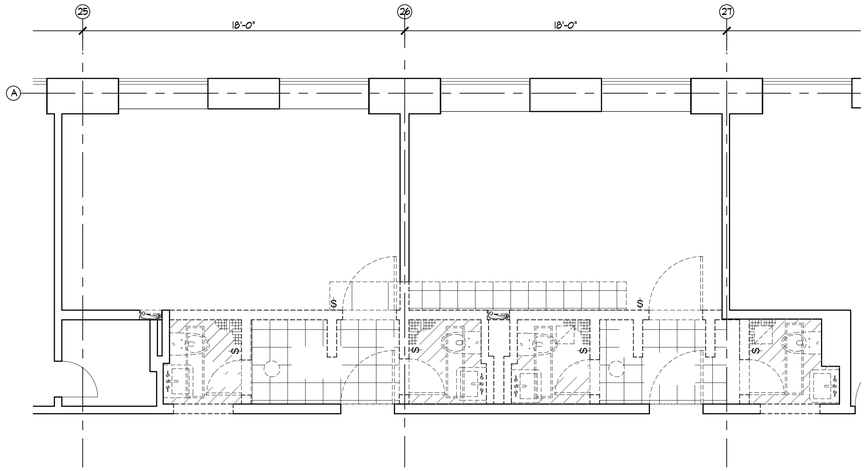

7 SELECTIVE REMOVALS PLAN
1/4"=1'-0"

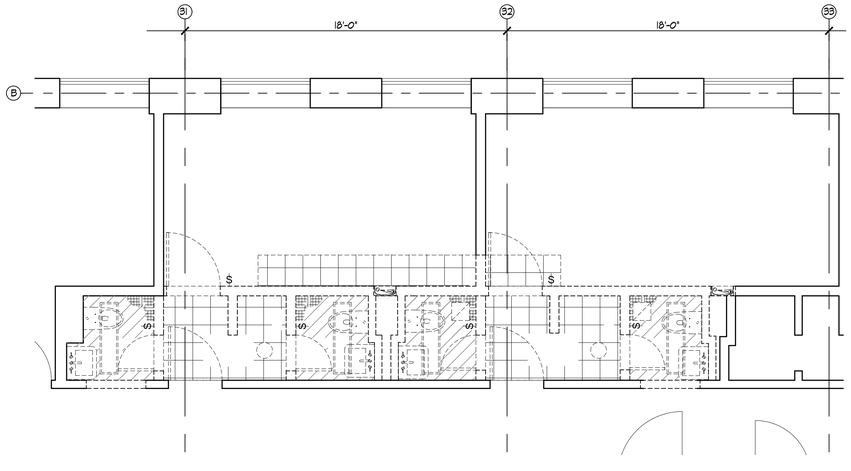

6 SELECTIVE REMOVALS PLAN
1/4"=1'-0"

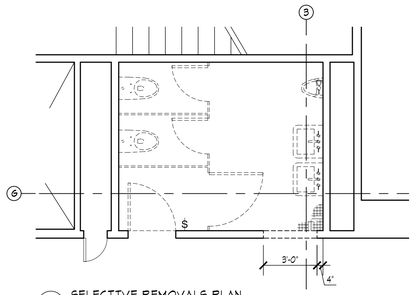

5 SELECTIVE REMOVALS PLAN
1/4"=1'-0"

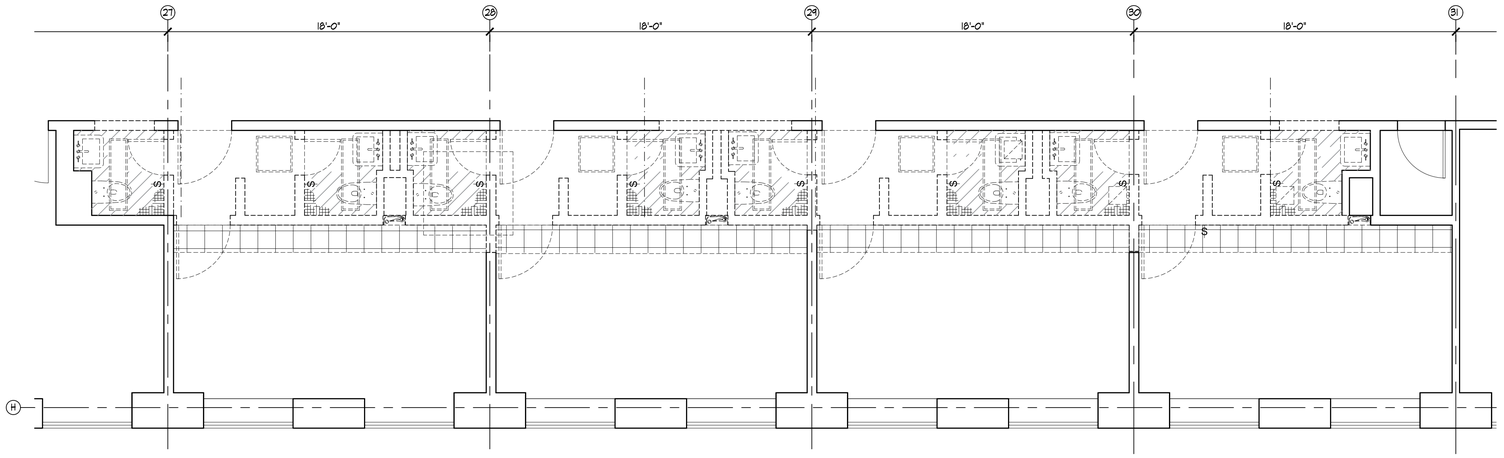

4 SELECTIVE REMOVALS PLAN
1/4"=1'-0"

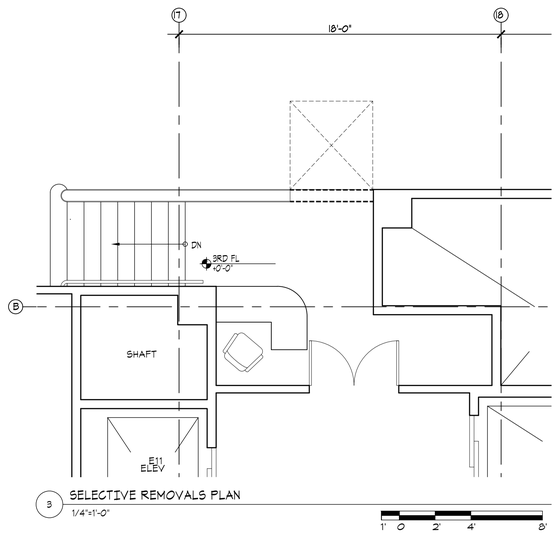

3 SELECTIVE REMOVALS PLAN
1/4"=1'-0"

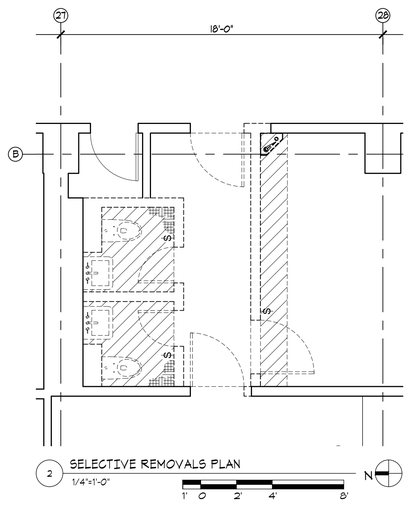

2 SELECTIVE REMOVALS PLAN
1/4"=1'-0"

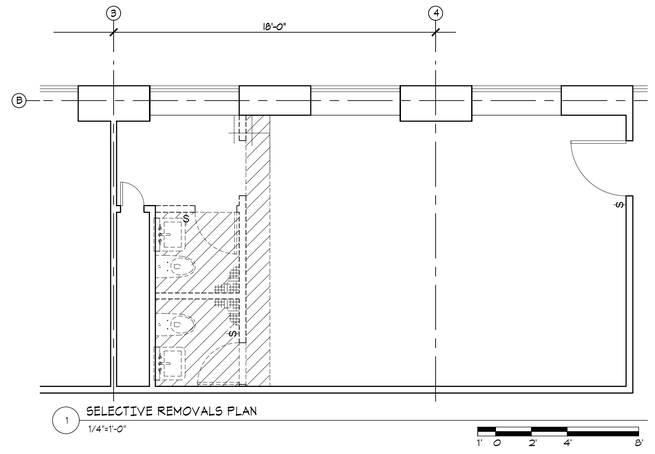

1 SELECTIVE REMOVALS PLAN
1/4"=1'-0"

11 JUN 2021	Issue for SD Review
22 OCT 2021	DD Review
23 NOV 2021	DD Submission
4 MAR 2022	Issue for Final DD
6 DEC 2022	CD Review
23 MAR 2023	CD FINAL

3RD FL SELECTIVE REMOVAL PLANS - 1

SN
BTL
1/4" = 1'-0"

DM105.00
_ of __

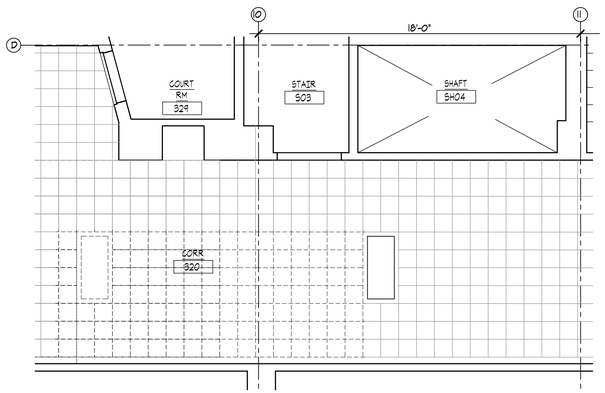

5 SELECTIVE REMOVALS PLAN - CORRIDOR RCP OUTSIDE OF 317D, 335D
1/4"=1'-0"

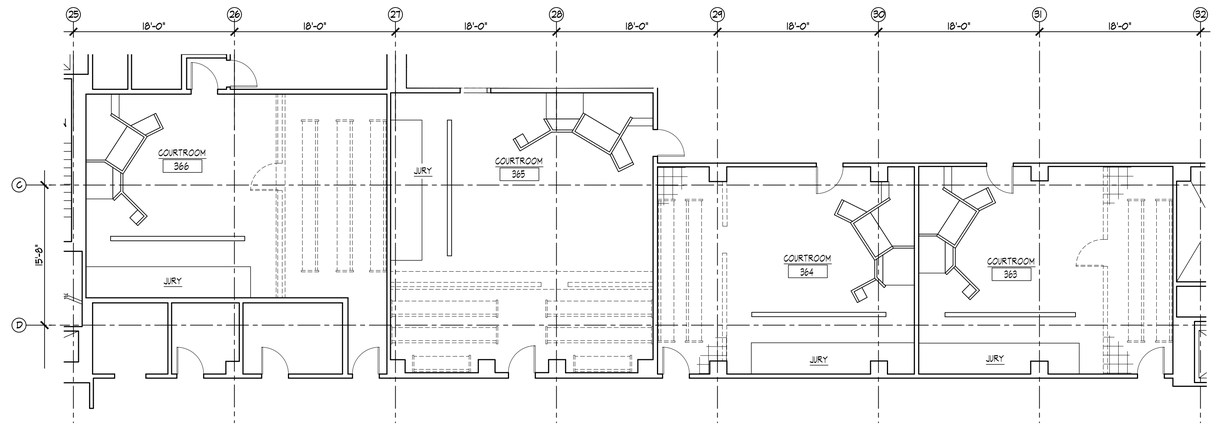

4 CT RM 363, 364, 365 & 366 SELECTIVE REMOVALS PLAN
1/8"=1'-0"

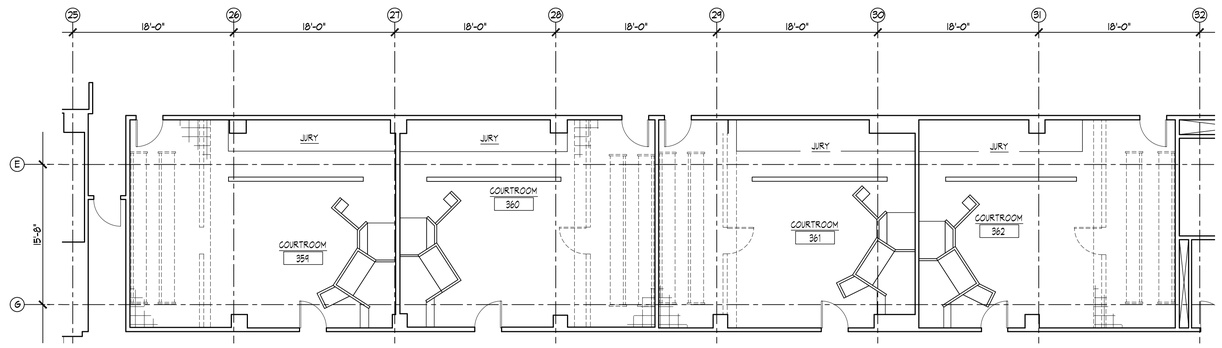

3 CT RM 359, 360, 361 & 362 SELECTIVE REMOVALS PLAN
1/8"=1'-0"

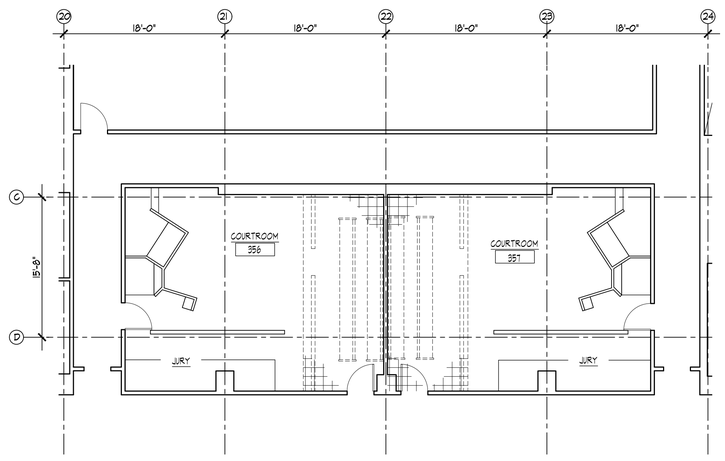

2 CT RM 356 & 357 SELECTIVE REMOVALS PLAN
1/8"=1'-0"

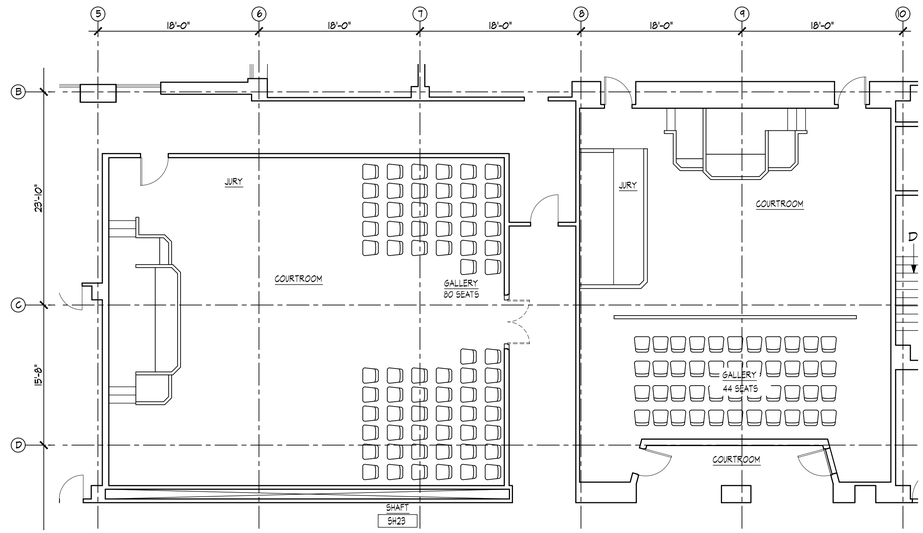

1 CT RM 319 & 329 SELECTIVE REMOVALS PLAN
1/8"=1'-0"

11 JUN 2021	Issue for SD Review
22 OCT 2021	DD Review
23 NOV 2021	DD Submission
4 MAR 2022	Issue for Final DD
6 DEC 2022	CD Review
23 MAR 2023	CD FINAL

3RD FL SELECTIVE REMOVAL PLANS - 2

SN
BTL
1/8" = 1'-0"

DM106.00
_ of __

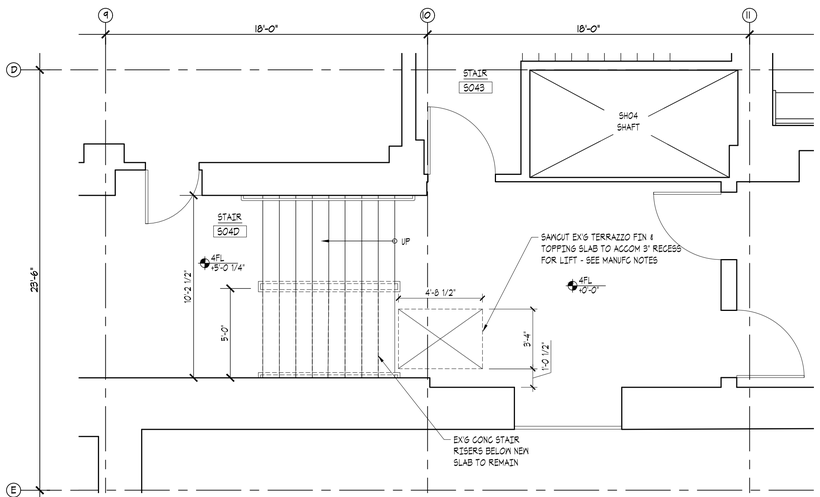

4 SELECTIVE REMOVALS PLAN
1/4"=1'-0"

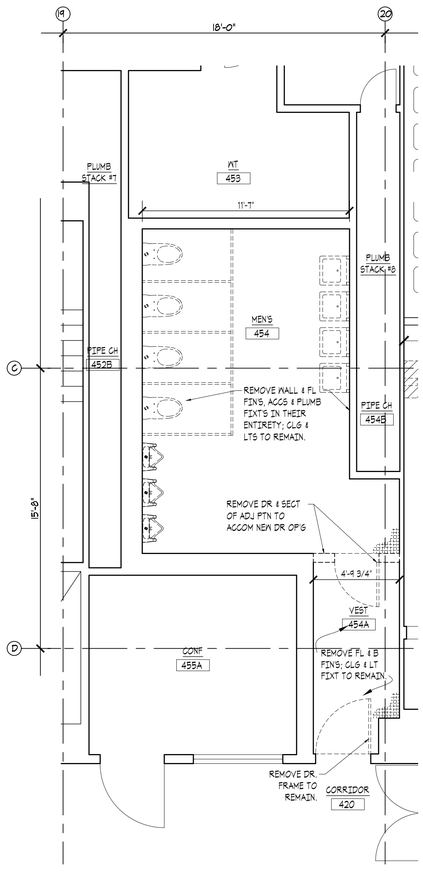

3 M. TOILET 454 REMOVALS PLAN
1/4"=1'-0"

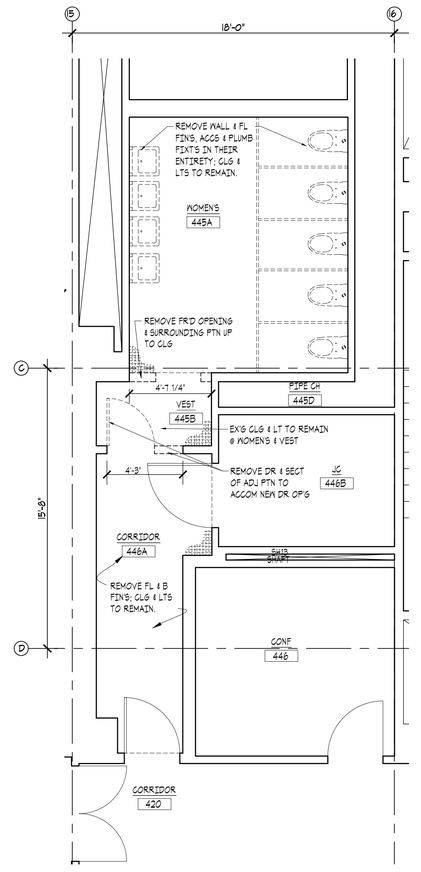

2 W. TOILET 445A REMOVALS PLAN
1/4"=1'-0"

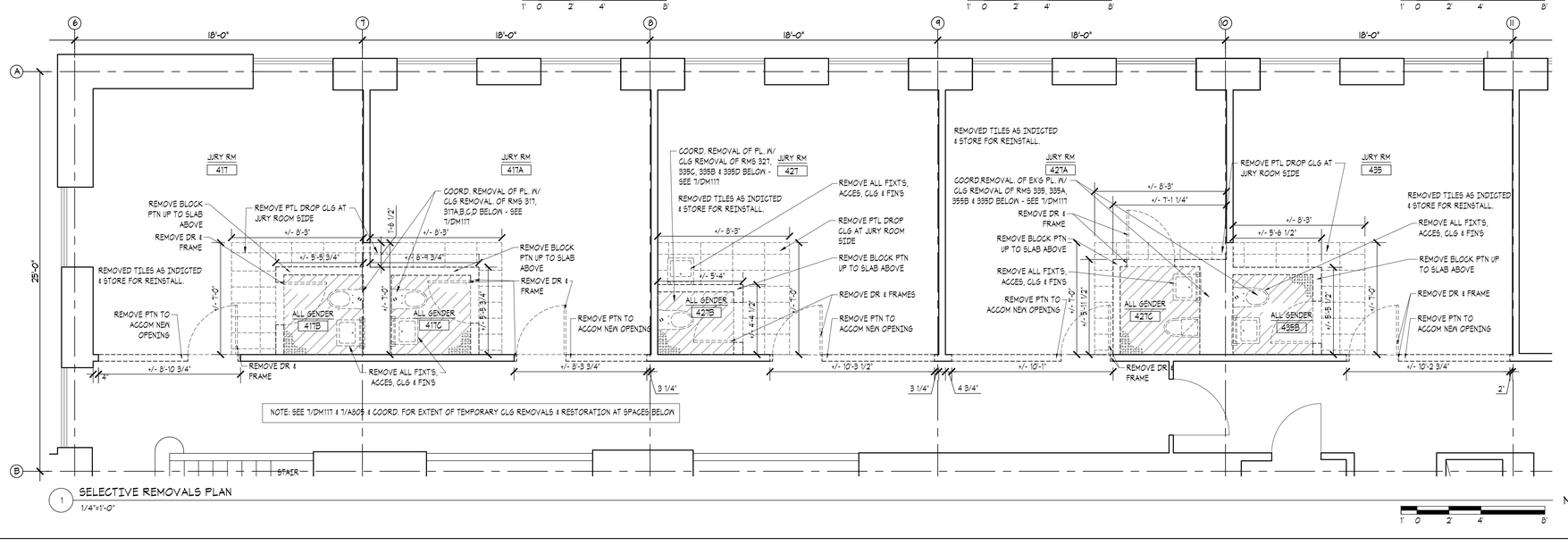

1 SELECTIVE REMOVALS PLAN
1/4"=1'-0"

KINGS COUNTY SUPREME COURT BUILDING ACCESSIBILITY RENOVATIONS

360 Adams Street
Brooklyn NY 11201

Conditions

ALL IDEAS, DESIGN, ARRANGEMENTS AND PLANS INDICATED OR REPRESENTED BY THIS DRAWING ARE OWNED BY, AND THE PROPERTY OF RONNETTE RILEY ARCHITECT AND WERE CREATED, EVOLVED AND DEVELOPED FOR THE USE ON, AND IN CONNECTION WITH THE SPECIFIED PROJECT.
NONE OF SUCH IDEAS, DESIGNS, ARRANGEMENTS OR PLANS SHALL BE USED BY OR DISCLOSED TO ANY PERSON, FIRM OR CORPORATION FOR ANY PURPOSE WHATSOEVER WITHOUT THE WRITTEN PERMISSION OF RONNETTE RILEY ARCHITECT.

© Copyright Ronnette Riley *Architect* 2021

Ronnette Riley *Architect*

494 Eighth Avenue, 15th Floor
New York, NY 10001
T 212 594 4015
F 212 594 2868
www.ronnetteriley.com

MEP Engineer:

Loring Consulting Engineers, Inc.
360 West 31st Street, 14th Floor
New York, NY 10001-2727
T 212-563 7400
www.loringengineers.com
New York City .Washington, DC . Princeton . Durham . Toronto

Structural Engineer:

Silman
32 Old Slip, 10th Floor
New York, NY 10005
T 212-620 7970
www.Silman.com

Rev	Date	Issue
	11 JUN 2021	Issue for SD Review
	22 OCT 2021	DD Review
	23 NOV 2021	DD Submission
	4 MAR 2022	Issue for Final DD
	6 DEC 2022	CD Review
	23 MAR 2023	CD FINAL

Title

4TH FL SELECTIVE REMOVAL PLANS - 1

Date	06-11-2021
Project No.	4107
Drawing By	KGS
CHK By	BL
Scale	1/4" = 1'-0"

DOB Rev

DM-107.00

_ of __

DOB SCAN

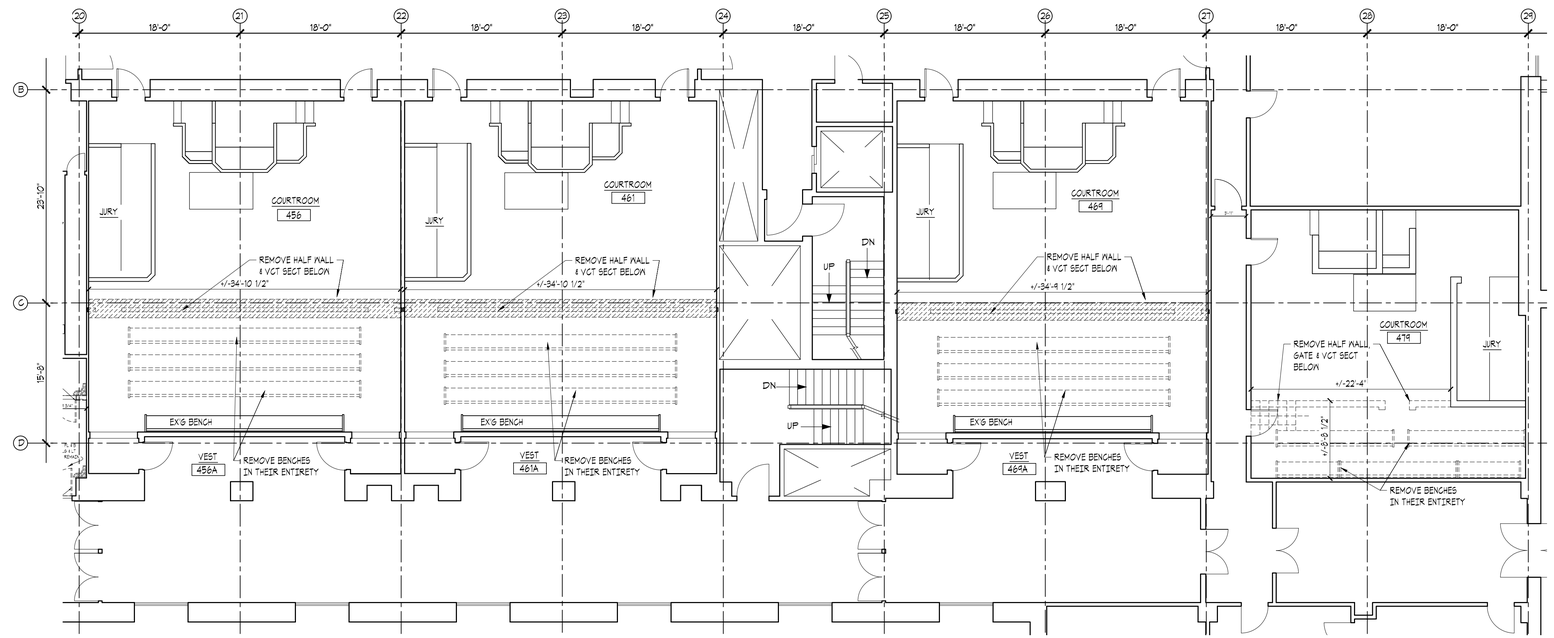

3 CT RM 456, 461, 469 & 479 REMOVAL PLAN
1/8"=1'-0"

0 2' 4' 8' 16' N

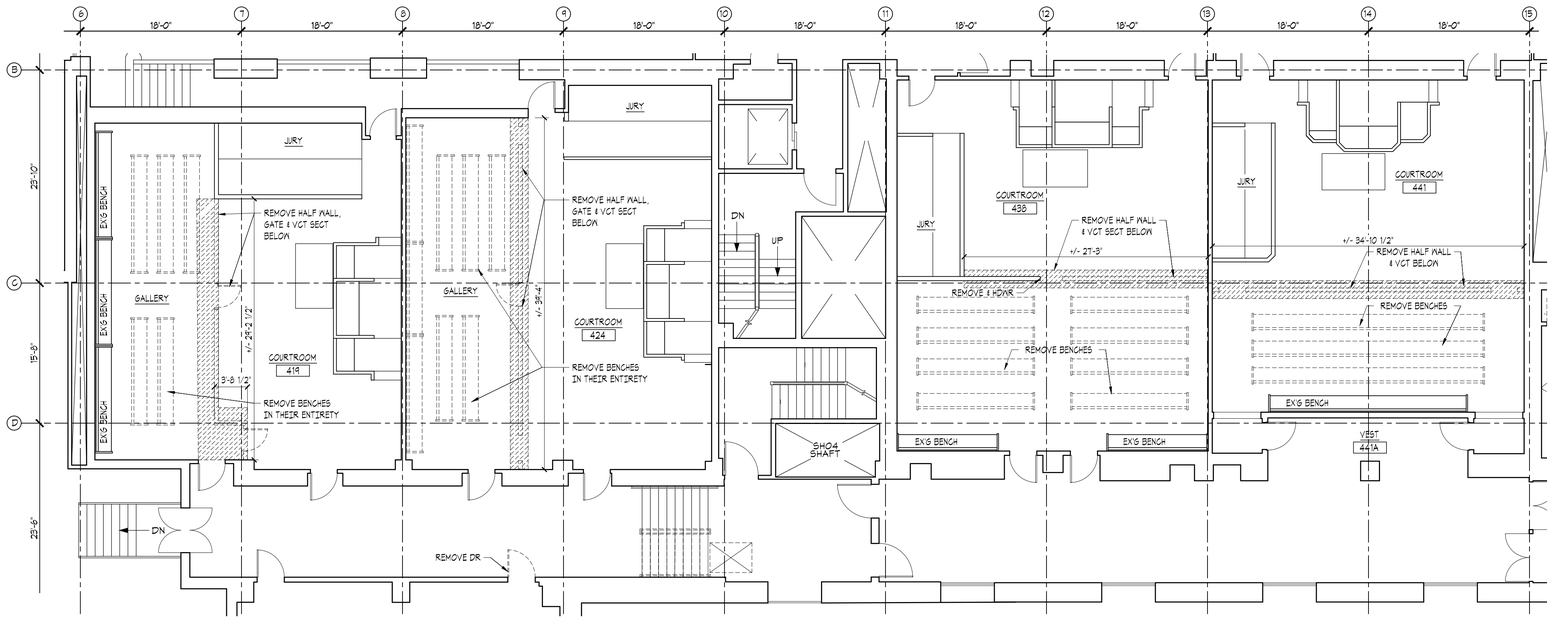

1 CT RM 419, 424, 438 & 441 REMOVAL PLAN
1/8"=1'-0"

0 2' 4' 8' 16' N

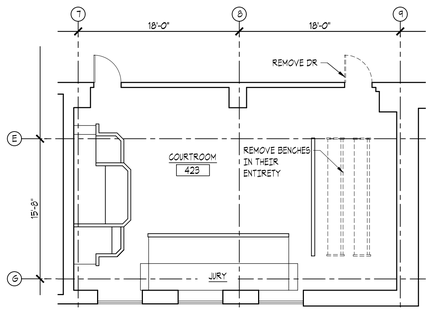

2 CT RM 423 CONSTRUCTION PLAN
1/8"=1'-0"

0 2' 4' 8' 16' N

KINGS COUNTY SUPREME COURT BUILDING ACCESSIBILITY RENOVATIONS

360 Adams Street
Brooklyn NY 11201

Conditions

ALL IDEAS, DESIGNS, ARRANGEMENTS AND PLANS INDICATED OR REPRESENTED BY THIS DRAWING ARE OWNED BY, AND THE PROPERTY OF RONNETTE RILEY ARCHITECT AND WERE CREATED, EVOLVED AND DEVELOPED FOR THE USE ON, AND IN CONNECTION WITH THE SPECIFIED PROJECT.
NONE OF SUCH IDEAS, DESIGNS, ARRANGEMENTS OR PLANS SHALL BE USED BY OR DISCLOSED TO ANY PERSON, FIRM OR CORPORATION FOR ANY PURPOSE WHATSOEVER WITHOUT THE WRITTEN PERMISSION OF RONNETTE RILEY ARCHITECT.

© Copyright Ronnette Riley *Architect* 2021

Ronnette Riley *Architect*

494 Eighth Avenue, 15th Floor
New York, NY 10001
T 212 594 4015
F 212 594 2868
www.ronnetteriley.com

MEP Engineer:

Loring Consulting Engineers, Inc.
360 West 31st Street, 14th Floor
New York, NY 10001-2727
T 212-563 7400
www.loringengineers.com
New York City .Washington, DC . Princeton . Durham . Toronto

Structural Engineer:

Silman
32 Old Slip, 10th Floor
New York, NY 10005
T 212-620 7970
www.Silman.com

Rev	Date	Issue
	11 JUN 2021	Issue for SD Review
	22 OCT 2021	DD Review
	23 NOV 2021	DD Submission
	4 MAR 2022	Issue for Final DD
	6 DEC 2022	CD Review
	23 MAR 2023	CD FINAL

Title

4TH FL SELECTIVE REMOVAL PLANS - 2

Date	06-11-2021
Project No.	4107
Drawing By	SN/CQ
CHK By	BL
Scale	1/8" = 1'-0"

DOB Rev

DM-108.00

_ of __

DOB SCAN

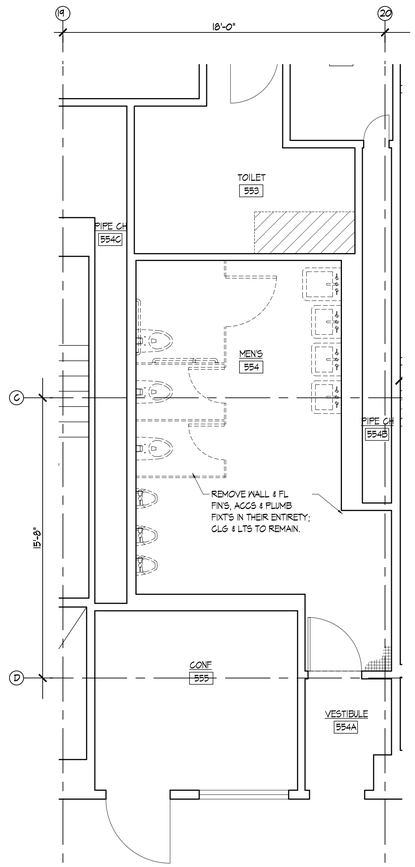

3 M. TOILET 554 REMOVAL PLAN
1/4"=1'-0"

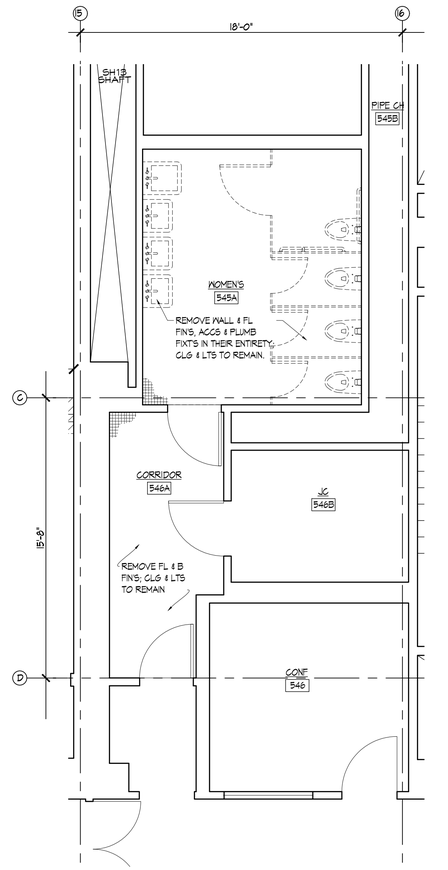

2 W. TOILET 545A REMOVAL PLAN
1/4"=1'-0"

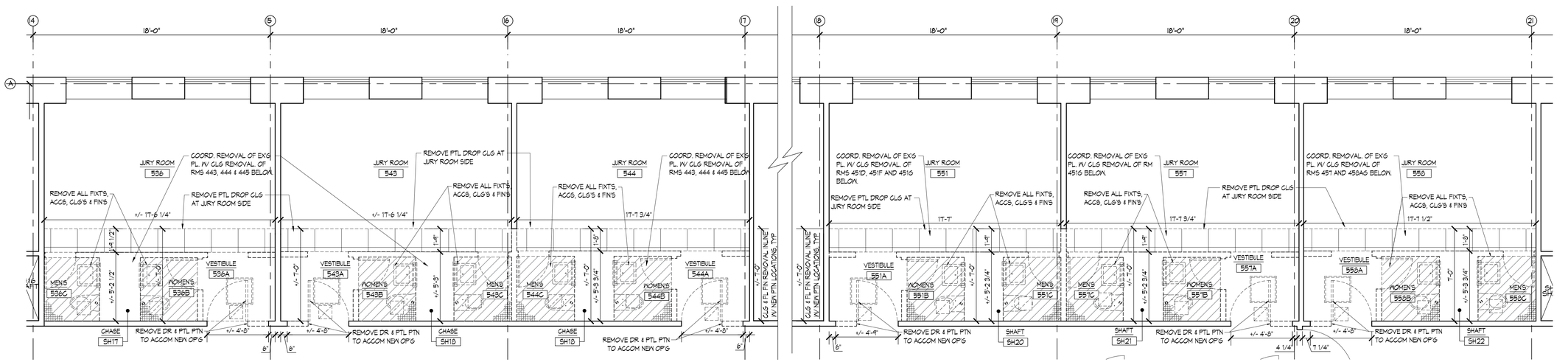

1 JURY RM 536, 543, 544, 551, 557 & 558 REMOVAL PLAN
1/4"=1'-0"

KINGS COUNTY SUPREME COURT BUILDING ACCESSIBILITY RENOVATIONS

360 Adams Street
Brooklyn NY 11201

Conditions

ALL IDEAS, DESIGNS, ARRANGEMENTS AND PLANS INDICATED OR REPRESENTED BY THIS DRAWING ARE OWNED BY, AND THE PROPERTY OF RONNETTE RILEY ARCHITECT AND WERE CREATED, EVOLVED AND DEVELOPED FOR THE USE ON, AND IN CONNECTION WITH THE SPECIFIED PROJECT.
NONE OF SUCH IDEAS, DESIGNS, ARRANGEMENTS OR PLANS SHALL BE USED BY OR DISCLOSED TO ANY PERSON, FIRM OR CORPORATION FOR ANY PURPOSE WHATSOEVER WITHOUT THE WRITTEN PERMISSION OF RONNETTE RILEY ARCHITECT.

© Copyright Ronnette Riley *Architect* 2021

Ronnette Riley *Architect*

494 Eighth Avenue, 15th Floor
New York, NY 10001
T 212 594 4015
F 212 594 2868
www.ronnetteriley.com

MEP Engineer:

Loring Consulting Engineers, Inc.
360 West 31st Street, 14th Floor
New York, NY 10001-2727
T 212-563 7400
www.loringengineers.com
New York City .Washington, DC . Princeton . Durham . Toronto

Structural Engineer:

Silman
32 Old Slip, 10th Floor
New York, NY 10005
T 212-620 7970
www.Silman.com

Rev	Date	Issue
	11 JUN 2021	Issue for SD Review
	22 OCT 2021	DD Review
	23 NOV 2021	DD Submission
	4 MAR 2022	Issue for Final DD
	6 DEC 2022	CD Review
	23 MAR 2023	CD FINAL

Title

5TH FL SELECTIVE REMOVAL PLANS - 1

Date	06-11-2021
Project No.	4107
Drawing By	SN/CQ
CHK By	BL
Scale	1/8" = 1'-0"

DOB Rev
DM109 .00
_ of __

DOB SCAN

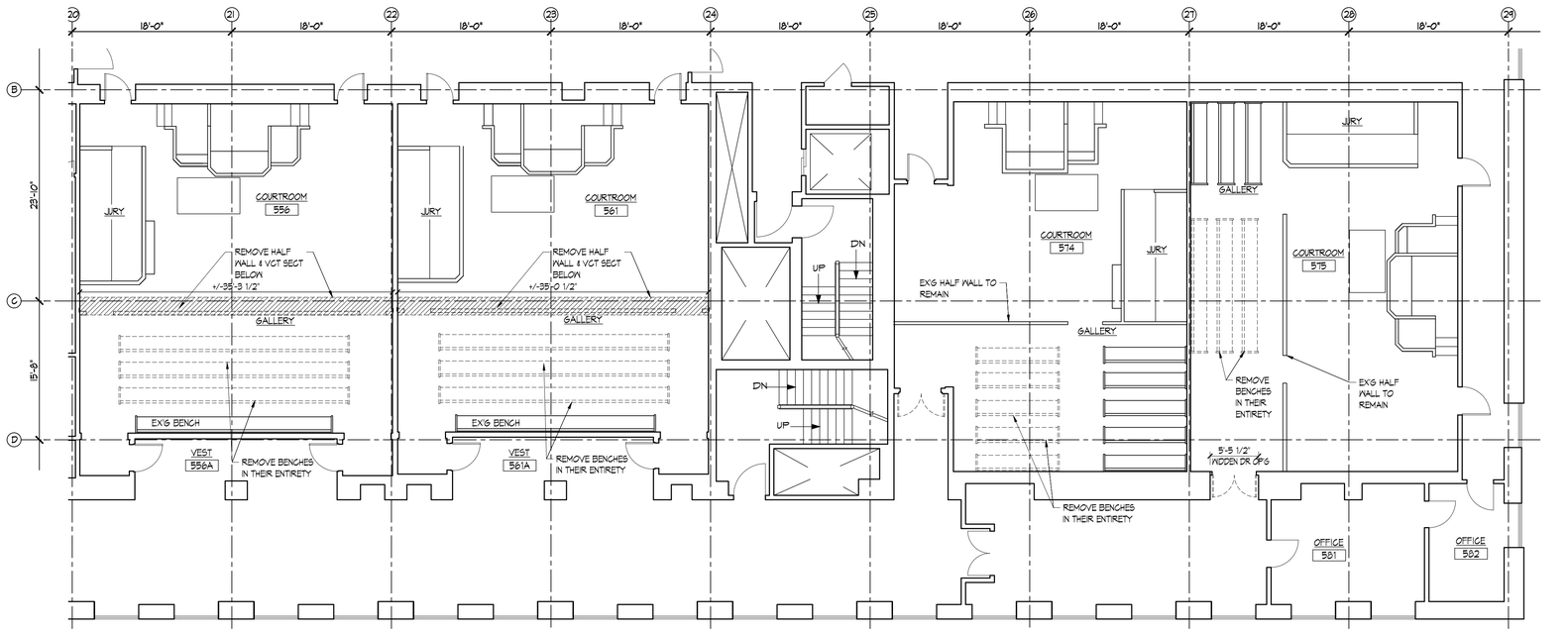

2 JURY RM 574, 575, 556 & 561, REMOVAL PLAN
1/8"=1'-0"

N
2' 0 4' 8' 16'

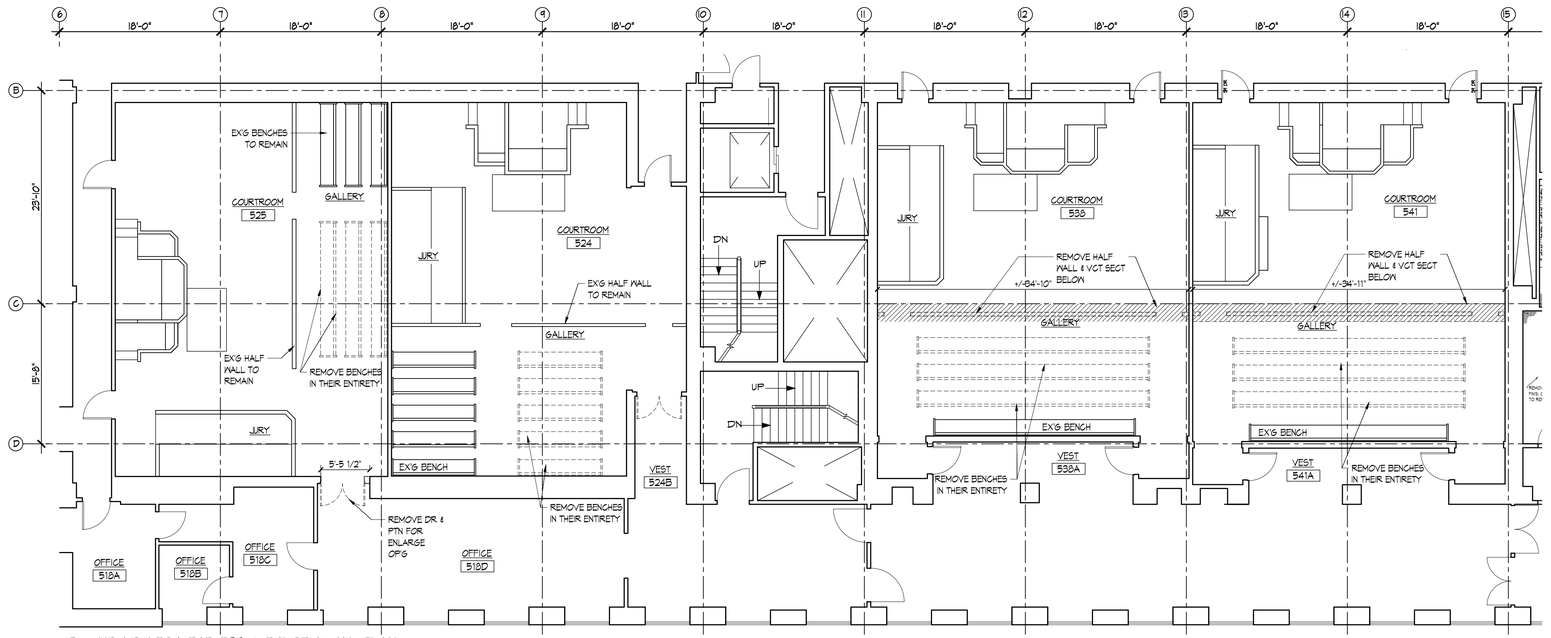

1 JURY RM 524, 525, 538 & 541 REMOVAL PLAN
1/8"=1'-0"

N
2' 0 4' 8' 16'

KINGS COUNTY SUPREME COURT BUILDING ACCESSIBILITY RENOVATIONS

360 Adams Street
Brooklyn NY 11201

Conditions

ALL IDEAS, DESIGNS, ARRANGEMENTS AND PLANS INDICATED OR REPRESENTED BY THIS DRAWING ARE OWNED BY, AND THE PROPERTY OF RONNETTE RILEY ARCHITECT AND WERE CREATED, EVOLVED AND DEVELOPED FOR THE USE ON, AND IN CONNECTION WITH THE SPECIFIED PROJECT.
NONE OF SUCH IDEAS, DESIGNS, ARRANGEMENTS OR PLANS SHALL BE USED BY OR DISCLOSED TO ANY PERSON, FIRM OR CORPORATION FOR ANY PURPOSE WHATSOEVER WITHOUT THE WRITTEN PERMISSION OF RONNETTE RILEY ARCHITECT.

© Copyright Ronnette Riley *Architect* 2021

Ronnette Riley *Architect*

494 Eighth Avenue, 15th Floor
New York, NY 10001
T 212 594 4015
F 212 594 2868
www.ronnetteriley.com

MEP Engineer:

Loring Consulting Engineers, Inc.
360 West 31st Street, 14th Floor
New York, NY 10001-2727
T 212-563 7400
www.loringengineers.com
New York City .Washington, DC . Princeton . Durham . Toronto

Structural Engineer:

Silman
32 Old Slip, 10th Floor
New York, NY 10005
T 212-620 7970
www.Silman.com

Rev	Date	Issue
	11 JUN 2021	Issue for SD Review
	22 OCT 2021	DD Review
	23 NOV 2021	DD Submission
	4 MAR 2022	Issue for Final DD
	6 DEC 2022	CD Review
	23 MAR 2023	CD FINAL

Title
5TH FL SELECTIVE REMOVAL PLANS - 2

Date	06-11-2021
Project No.	4107
Drawing By	SN
CHK By	BTL
Scale	1/8" = 1'-0"

DOB Rev
DM110 .00
_ of __

DOB SCAN

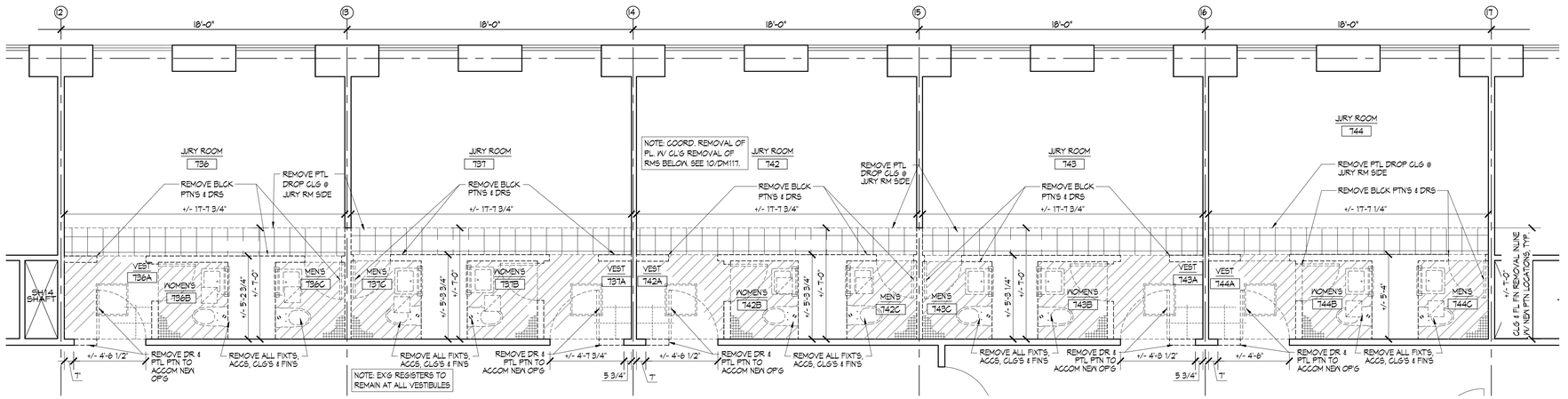

6 SELECTIVE REMOVALS - JURY RM 736, 737, 742, 743, 744
1/4"=1'-0"

5 NOT USED
1/4"=1'-0"

4 NOT USED
1/4"=1'-0"

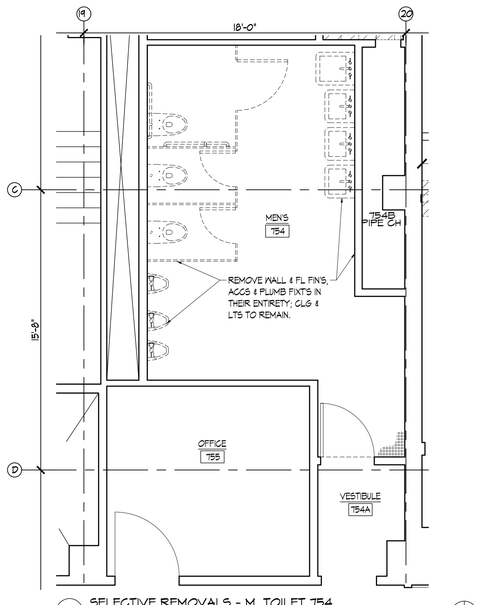

3 SELECTIVE REMOVALS - M. TOILET 754
1/4"=1'-0"

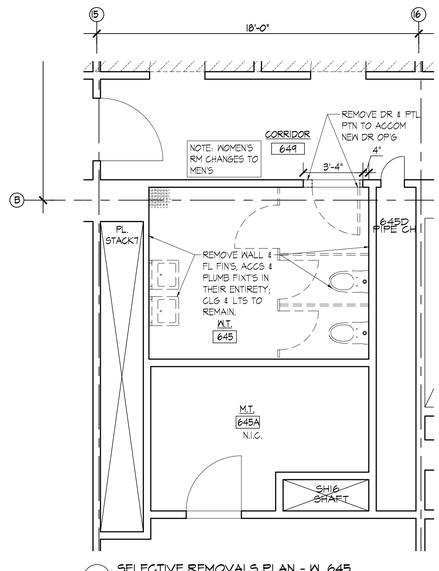

2 SELECTIVE REMOVALS PLAN - W. 645
1/4"=1'-0"

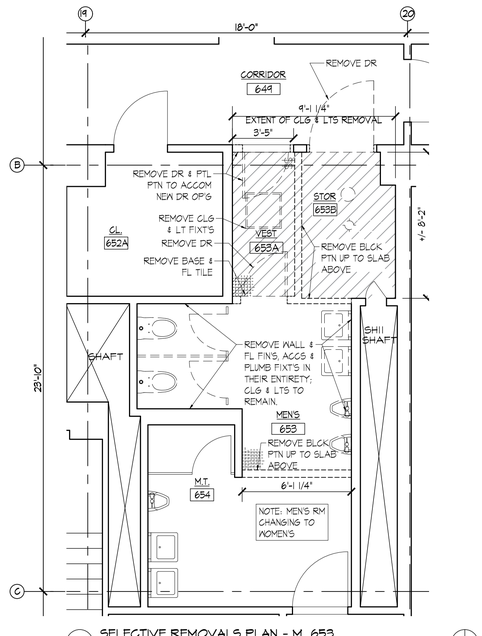

1 SELECTIVE REMOVALS PLAN - M. 653
1/4"=1'-0"

KINGS COUNTY SUPREME COURT BUILDING ACCESSIBILITY RENOVATIONS

360 Adams Street
Brooklyn NY 11201

Conditions

ALL IDEAS, DESIGNS, ARRANGEMENTS AND PLANS INDICATED OR REPRESENTED BY THIS DRAWING ARE OWNED BY, AND THE PROPERTY OF RONNETTE RILEY ARCHITECT AND WERE CREATED, EVOLVED AND DEVELOPED FOR THE USE ON, AND IN CONNECTION WITH THE SPECIFIED PROJECT.
NONE OF SUCH IDEAS, DESIGNS, ARRANGEMENTS OR PLANS SHALL BE USED BY OR DISCLOSED TO ANY PERSON, FIRM OR CORPORATION FOR ANY PURPOSE WHATSOEVER WITHOUT THE WRITTEN PERMISSION OF RONNETTE RILEY ARCHITECT.

© Copyright Ronnette Riley *Architect* 2021

Ronnette Riley *Architect*

494 Eighth Avenue, 15th Floor
New York, NY 10001
T 212 594 4015
F 212 594 2868
www.ronnetteriley.com

MEP Engineer:

Loring Consulting Engineers, Inc.
360 West 31st Street, 14th Floor
New York, NY 10001-2727
T 212-563 7400
www.loringengineers.com
New York City .Washington, DC . Princeton . Durham . Toronto

Structural Engineer:

Silman
32 Old Slip, 10th Floor
New York, NY 10005
T 212-620 7970
www.Silman.com

Rev	Date	Issue
	11 JUN 2021	Issue for SD Review
	22 OCT 2021	DD Review
	23 NOV 2021	DD Submission
	4 MAR 2022	Issue for Final DD
	6 DEC 2022	CD Review
	23 MAR 2023	CD FINAL

Title

6TH & 7TH FL SELECTIVE REMOVAL PLANS

Date	06-11-2021
Project No.	4107
Drawing By	SN/CQ
CHK By	BTL
Scale	1/4" = 1'-0"

DOB Rev
DM111.00
_ of __

DOB SCAN

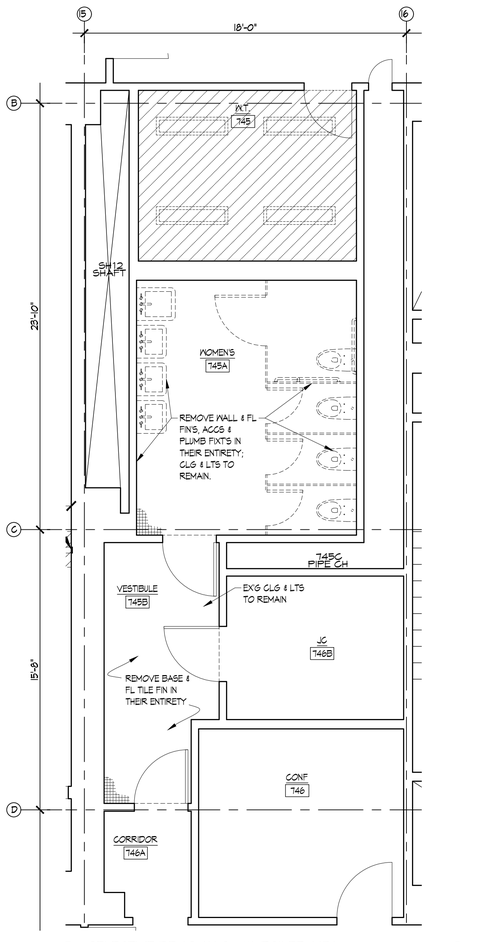

3 SELECTIVE REMOVALS - W. TOILET 745A
1/4"=1'-0"

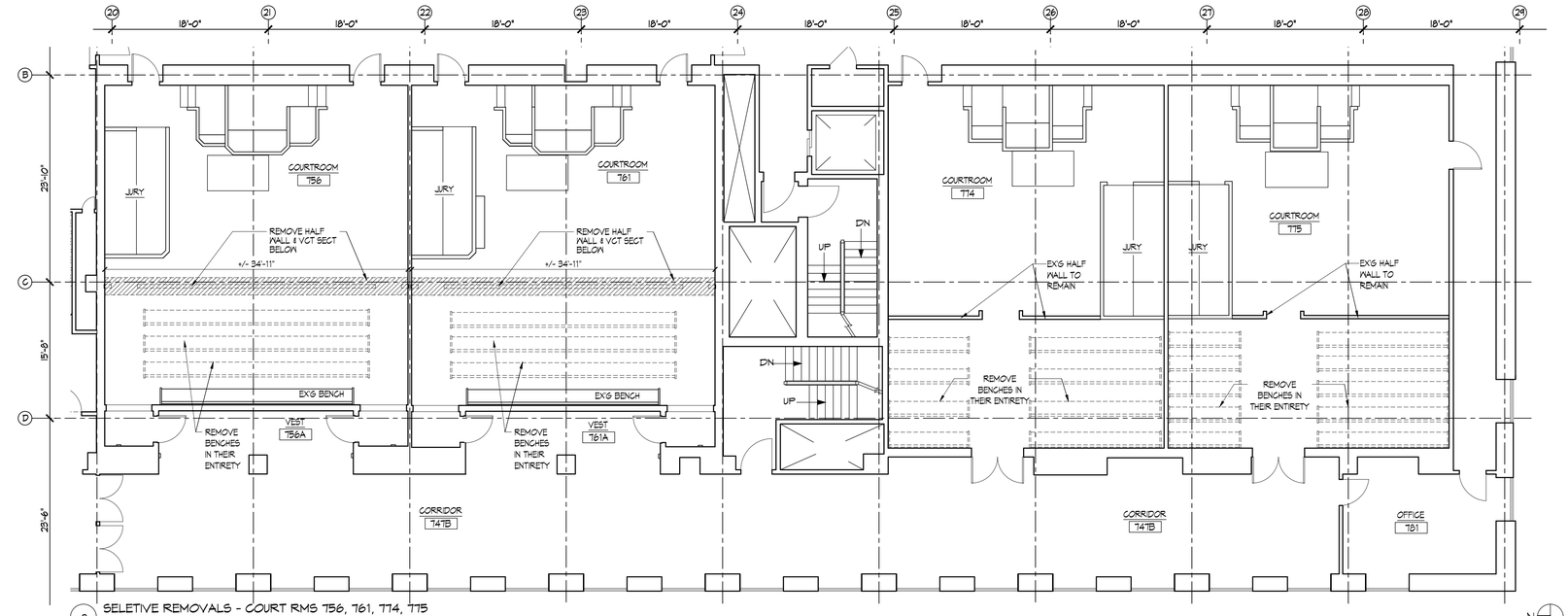

2 SELETIVE REMOVALS - COURT RMS 756, 761, 774, 775
1/8"=1'-0"

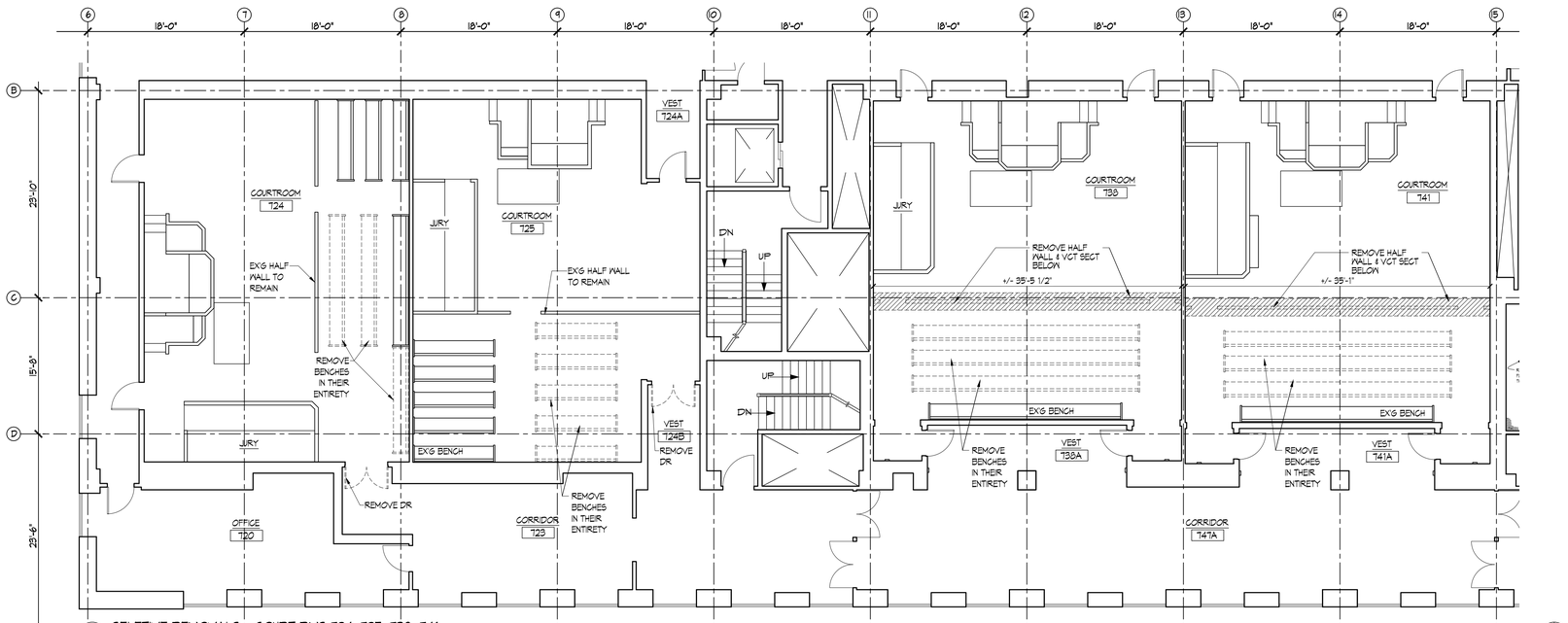

1 SELETIVE REMOVALS - COURT RMS 724, 725, 738, 741
1/8"=1'-0"

KINGS COUNTY SUPREME COURT BUILDING ACCESSIBILITY RENOVATIONS

360 Adams Street
Brooklyn NY 11201

Conditions

ALL IDEAS, DESIGNS, ARRANGEMENTS AND PLANS INDICATED OR REPRESENTED BY THIS DRAWING ARE OWNED BY, AND THE PROPERTY OF RONNETTE RILEY ARCHITECT AND WERE CREATED, EVOLVED AND DEVELOPED FOR THE USE ON, AND IN CONNECTION WITH THE SPECIFIED PROJECT.
NONE OF SUCH IDEAS, DESIGNS, ARRANGEMENTS OR PLANS SHALL BE USED BY OR DISCLOSED TO ANY PERSON, FIRM OR CORPORATION FOR ANY PURPOSE WHATSOEVER WITHOUT THE WRITTEN PERMISSION OF RONNETTE RILEY ARCHITECT.

© Copyright Ronnette Riley *Architect* 2021

Ronnette Riley *Architect*

494 Eighth Avenue, 15th Floor
New York, NY 10001
T 212 594 4015
F 212 594 2868
www.ronnetteriley.com

MEP Engineer:

Loring Consulting Engineers, Inc.
360 West 31st Street, 14th Floor
New York, NY 10001-2727
T 212-563 7400
www.loringengineers.com
New York City .Washington, DC . Princeton . Durham . Toronto

Structural Engineer:

Silman
32 Old Slip, 10th Floor
New York, NY 10005
T 212-620 7970
www.Silman.com

Rev	Date	Issue
	11 JUN 2021	Issue for SD Review
	22 OCT 2021	DD Review
	23 NOV 2021	DD Submission
	4 MAR 2022	Issue for Final DD
	6 DEC 2022	CD Review
	23 MAR 2023	CD FINAL

Title

7TH SELECTIVE REMOVAL PLANS

Date	06-11-2021
Project No.	4107
Drawing By	SN/CQ
CHK By	BTL
Scale	1/8" =1'-0"

DOB Rev
DM112.00
_ of __

DOB SCAN

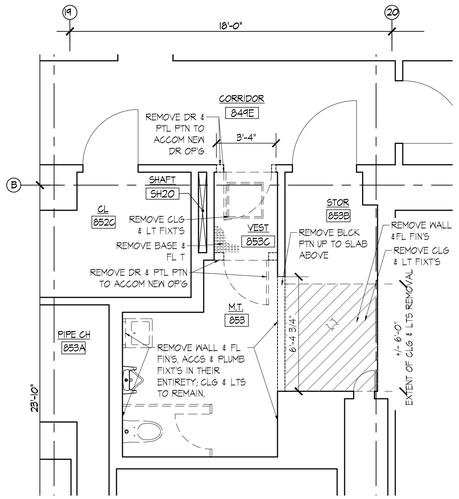

3 SELECTIVE REMOVALS PLAN
1/4"=1'-0"

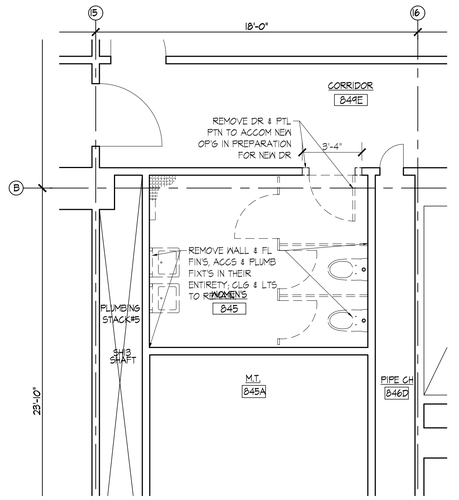

2 SELECTIVE REMOVALS PLAN
1/4"=1'-0"

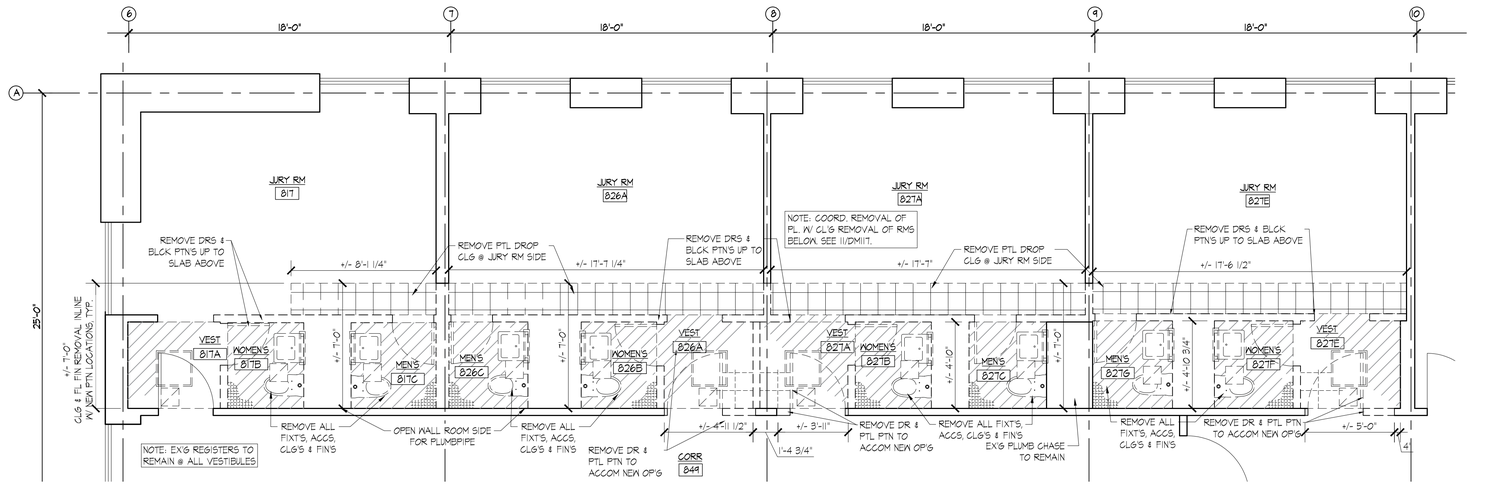

1 SELECTIVE REMOVALS PLAN
1/4"=1'-0"

KINGS COUNTY SUPREME COURT BUILDING ACCESSIBILITY RENOVATIONS

360 Adams Street
Brooklyn NY 11201

Conditions

ALL IDEAS, DESIGNS, ARRANGEMENTS AND PLANS INDICATED OR REPRESENTED BY THIS DRAWING ARE OWNED BY, AND THE PROPERTY OF RONNETTE RILEY ARCHITECT AND WERE CREATED, EVOLVED AND DEVELOPED FOR THE USE ON, AND IN CONNECTION WITH THE SPECIFIED PROJECT.
NONE OF SUCH IDEAS, DESIGNS, ARRANGEMENTS OR PLANS SHALL BE USED BY OR DISCLOSED TO ANY PERSON, FIRM OR CORPORATION FOR ANY PURPOSE WHATSOEVER WITHOUT THE WRITTEN PERMISSION OF RONNETTE RILEY ARCHITECT.

© Copyright Ronnette Riley *Architect* 2021

Ronnette Riley *Architect*

494 Eighth Avenue, 15th Floor
New York, NY 10001
T 212 594 4015
F 212 594 2868
www.ronnetteriley.com

MEP Engineer:

Loring Consulting Engineers, Inc.
360 West 31st Street, 14th Floor
New York, NY 10001-2727
T 212-563 7400
www.loringengineers.com
New York City .Washington, DC . Princeton . Durham . Toronto

Structural Engineer:

Silman
32 Old Slip, 10th Floor
New York, NY 10005
T 212-620 7970
www.Silman.com

Rev	Date	Issue
	11 JUN 2021	Issue for SD Review
	22 OCT 2021	DD Review
	23 NOV 2021	DD Submission
	4 MAR 2022	Issue for Final DD
	6 DEC 2022	CD Review
	23 MAR 2023	CD FINAL

Title
8TH FL SELECTIVE REMOVALS PLANS

Date	06-11-2021
Project No.	4107
Drawing By	SJ
CHK By	BTL
Scale	1/4" = 1'-0"

DOB Rev
DM113.00
_ of __

DOB SCAN

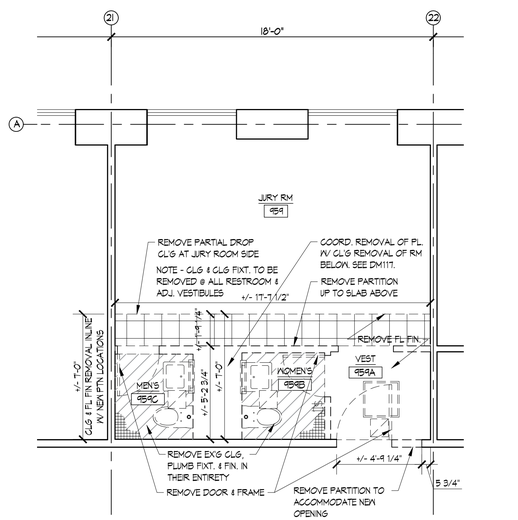

3 SELECTIVE REMOVALS PLAN
1/4"=1'-0"

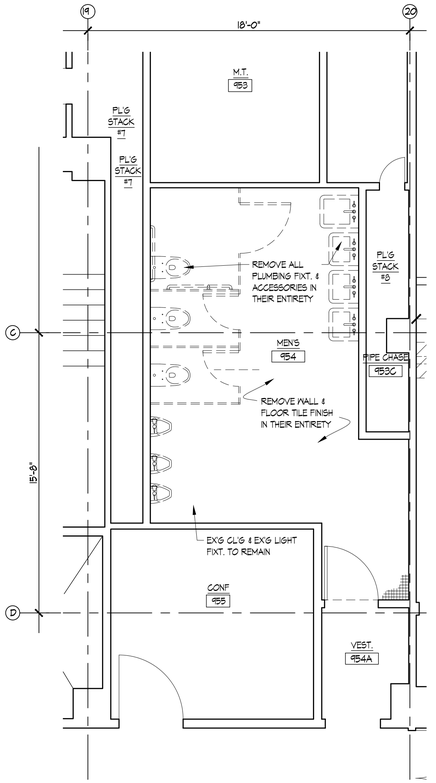

2 SELECTIVE REMOVALS PLAN - 954
1/4"=1'-0"

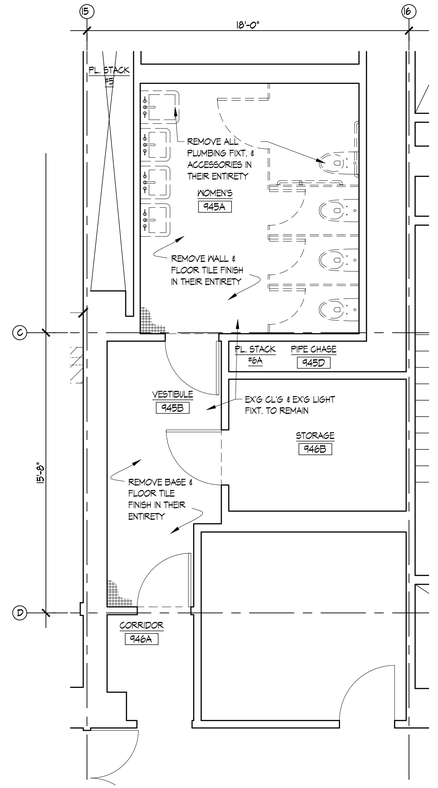

1 SELECTIVE REMOVALS PLAN - 945A
1/4"=1'-0"

KINGS COUNTY SUPREME COURT BUILDING ACCESSIBILITY RENOVATIONS

360 Adams Street
Brooklyn NY 11201

Conditions

ALL IDEAS, DESIGNS, ARRANGEMENTS AND PLANS INDICATED OR REPRESENTED BY THIS DRAWING ARE OWNED BY, AND THE PROPERTY OF RONNETTE RILEY ARCHITECT AND WERE CREATED, EVOLVED AND DEVELOPED FOR THE USE ON, AND IN CONNECTION WITH THE SPECIFIED PROJECT.
NONE OF SUCH IDEAS, DESIGNS, ARRANGEMENTS OR PLANS SHALL BE USED BY OR DISCLOSED TO ANY PERSON, FIRM OR CORPORATION FOR ANY PURPOSE WHATSOEVER WITHOUT THE WRITTEN PERMISSION OF RONNETTE RILEY ARCHITECT.

© Copyright Ronnette Riley *Architect* 2021

Ronnette Riley *Architect*

494 Eighth Avenue, 15th Floor
New York, NY 10001
T 212 594 4015
F 212 594 2868
www.ronnetteriley.com

MEP Engineer:

Loring Consulting Engineers, Inc.
360 West 31st Street, 14th Floor
New York, NY 10001-2727
T 212-563 7400
www.loringengineers.com
New York City .Washington, DC . Princeton . Durham . Toronto

Structural Engineer:

Silman
32 Old Slip, 10th Floor
New York, NY 10005
T 212-620 7970
www.Silman.com

Rev	Date	Issue
	11 JUN 2021	Issue for SD Review
	22 OCT 2021	DD Review
	23 NOV 2021	DD Submission
	4 MAR 2022	Issue for Final DD
	6 DEC 2022	CD Review
	23 MAR 2023	CD FINAL

Title

9TH FL SELECTIVE REMOVAL PLANS - 1

Date	06-11-2021
Project No.	4107
Drawing By	SJ
CHK By	BTL
Scale	AS NOTED

DOB Rev
DM114.00
_ of __

DOB SCAN

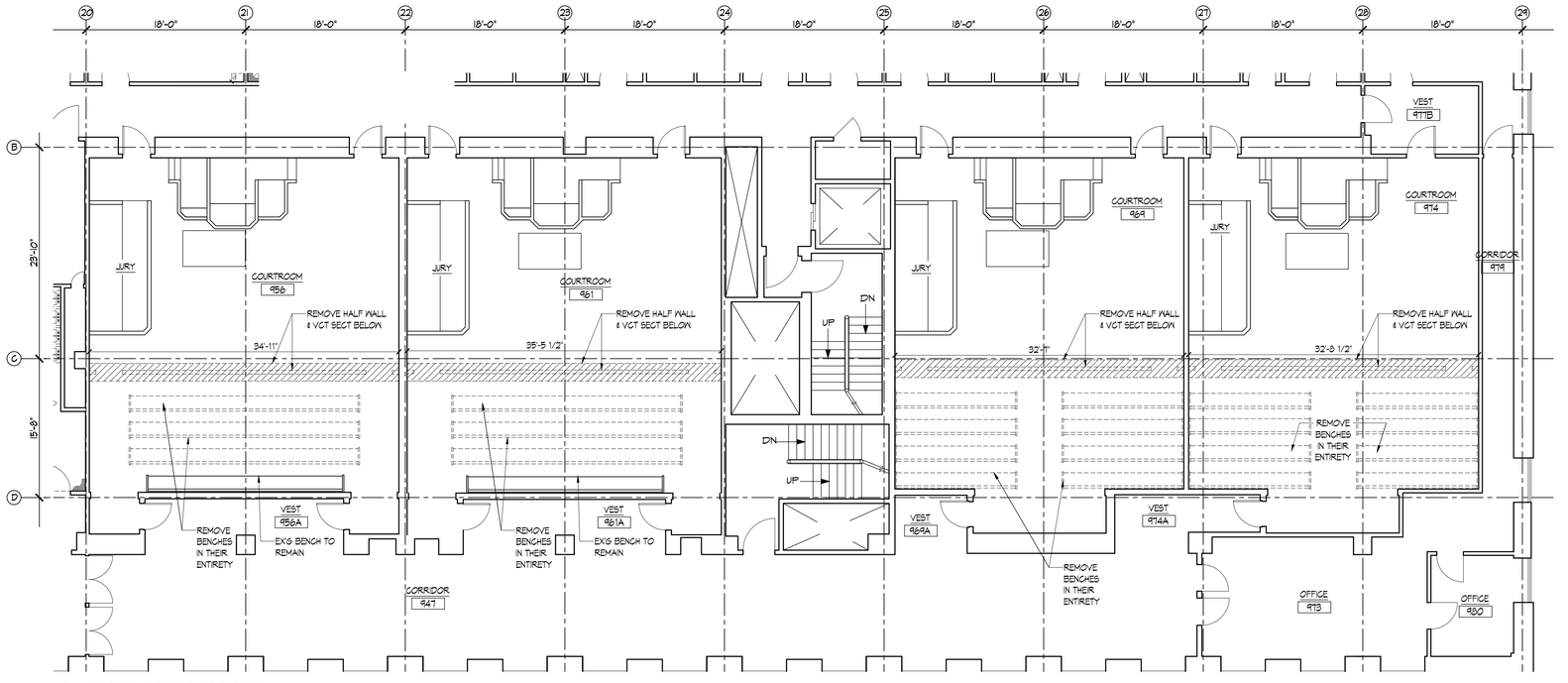

2 SELECTIVE REMOVALS PLAN
1/8"=1'-0"

N

0 2' 4' 8' 16'

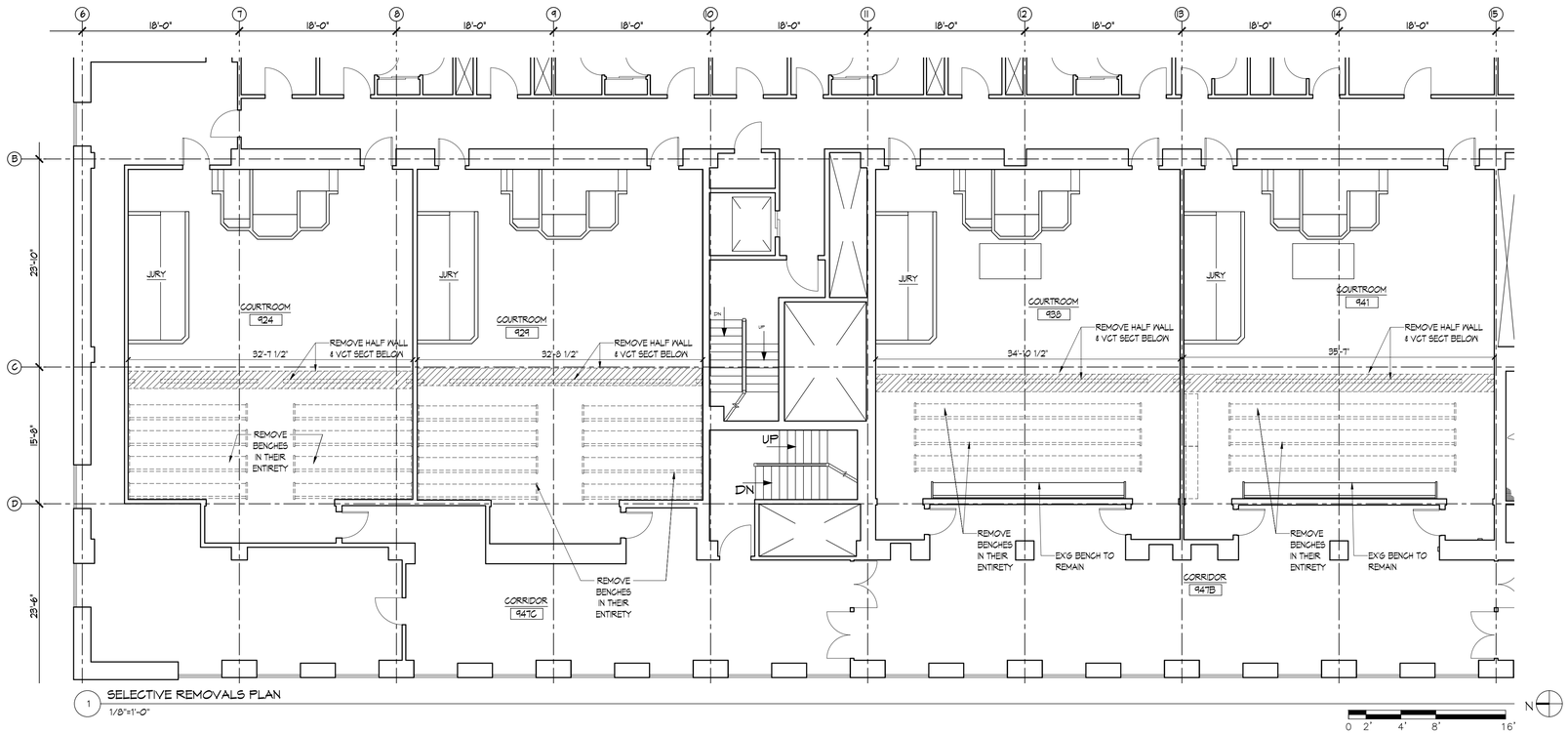

1 SELECTIVE REMOVALS PLAN
1/8"=1'-0"

N

0 2' 4' 8' 16'

KINGS COUNTY SUPREME COURT BUILDING ACCESSIBILITY RENOVATIONS

360 Adams Street
Brooklyn NY 11201

Conditions

ALL IDEAS, DESIGNS, ARRANGEMENTS AND PLANS INDICATED OR REPRESENTED BY THIS DRAWING ARE OWNED BY, AND THE PROPERTY OF RONNETTE RILEY ARCHITECT AND WERE CREATED, EVOLVED AND DEVELOPED FOR THE USE ON, AND IN CONNECTION WITH THE SPECIFIED PROJECT.
NONE OF SUCH IDEAS, DESIGNS, ARRANGEMENTS OR PLANS SHALL BE USED BY OR DISCLOSED TO ANY PERSON, FIRM OR CORPORATION FOR ANY PURPOSE WHATSOEVER WITHOUT THE WRITTEN PERMISSION OF RONNETTE RILEY ARCHITECT.

© Copyright Ronnette Riley *Architect* 2021

Ronnette Riley *Architect*

494 Eighth Avenue, 15th Floor
New York, NY 10001
T 212 594 4015
F 212 594 2868
www.ronnetteriley.com

MEP Engineer:

Loring Consulting Engineers, Inc.
360 West 31st Street, 14th Floor
New York, NY 10001-2727
T 212-563 7400
www.loringengineers.com
New York City .Washington, DC . Princeton . Durham . Toronto

Structural Engineer:

Silman
32 Old Slip, 10th Floor
New York, NY 10005
T 212-620 7970
www.Silman.com

Rev	Date	Issue
	11 JUN 2021	Issue for SD Review
	22 OCT 2021	DD Review
	23 NOV 2021	DD Submission
	4 MAR 2022	Issue for Final DD
	6 DEC 2022	CD Review
	23 MAR 2023	CD FINAL

Title

9TH FL SELECTIVE REMOVAL PLANS - 2

Date	06-11-2021
Project No.	4107
Drawing By	SJ
CHK By	BTL
Scale	1/8" = 1'-0"

DOB Rev

DM115.00

_ of __

DOB SCAN

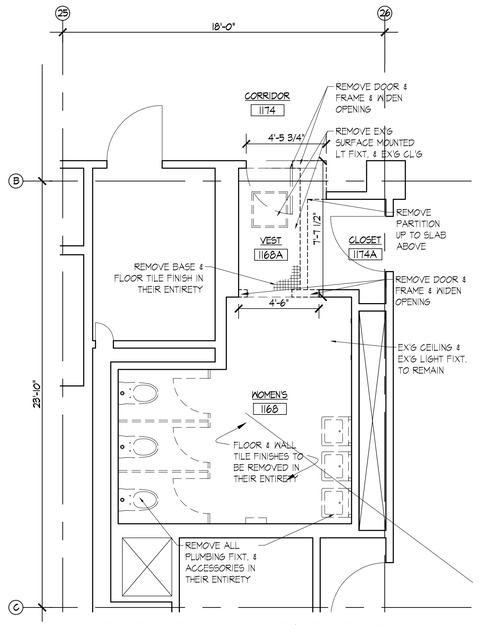

5 SELECTIVE REMOVALS WOMEN'S TOILET 1168
1/4"=1'-0"

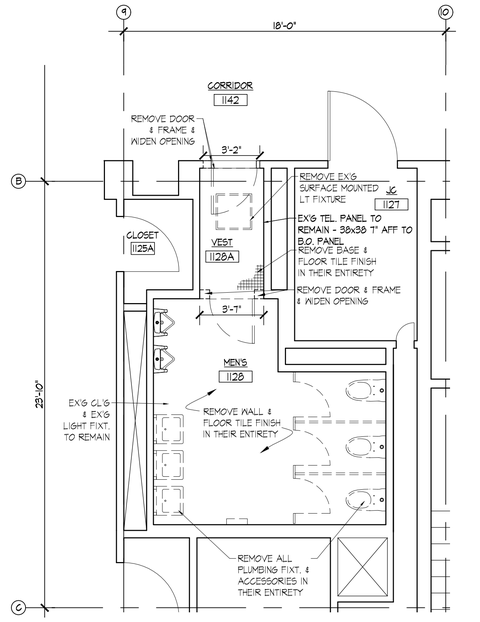

4 SELECTIVE REMOVALS MEN'S TOILET 1128
1/4"=1'-0"

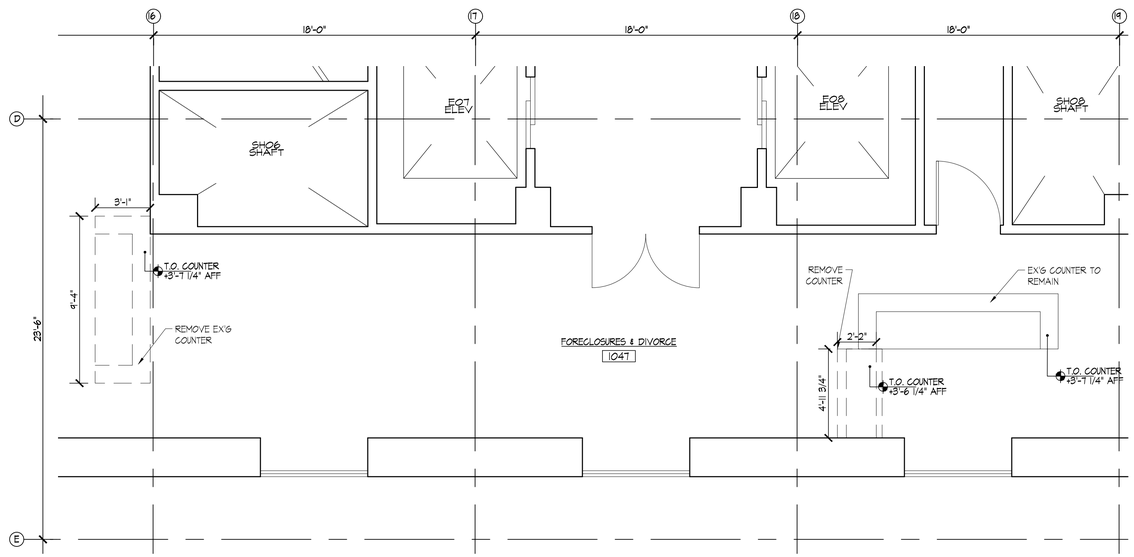

3 SELECTIVE REMOVALS RM 1047
1/4"=1'-0"

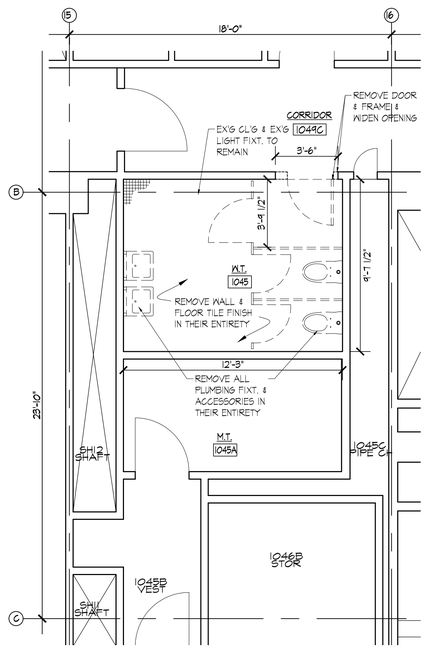

2 SELECTIVE REMOVALS WOMENS TOILET 1045
1/4"=1'-0"

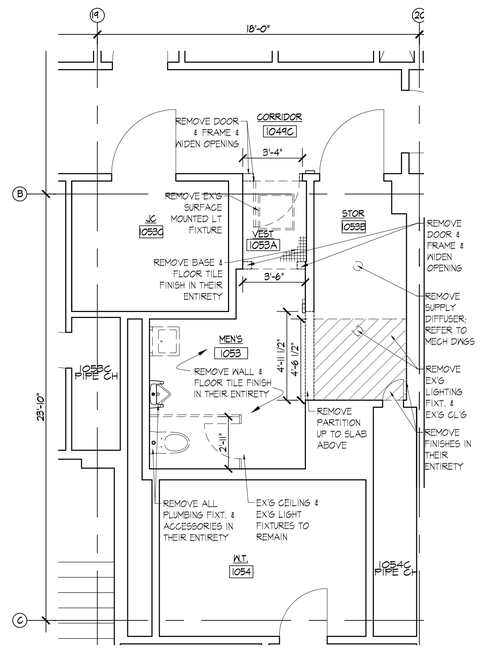

1 SELECTIVE REMOVALS MENS TOILET 1053
1/4"=1'-0"

KINGS COUNTY SUPREME COURT BUILDING ACCESSIBILITY RENOVATIONS

360 Adams Street
Brooklyn NY 11201

Conditions

ALL IDEAS, DESIGNS, ARRANGEMENTS AND PLANS INDICATED OR REPRESENTED BY THIS DRAWING ARE OWNED BY, AND THE PROPERTY OF RONNETTE RILEY ARCHITECT AND WERE CREATED, EVOLVED AND DEVELOPED FOR THE USE ON, AND IN CONNECTION WITH THE SPECIFIED PROJECT.
NONE OF SUCH IDEAS, DESIGNS, ARRANGEMENTS OR PLANS SHALL BE USED BY OR DISCLOSED TO ANY PERSON, FIRM OR CORPORATION FOR ANY PURPOSE WHATSOEVER WITHOUT THE WRITTEN PERMISSION OF RONNETTE RILEY ARCHITECT.

© Copyright Ronnette Riley *Architect* 2021

Ronnette Riley *Architect*

494 Eighth Avenue, 15th Floor
New York, NY 10001
T 212 594 4015
F 212 594 2868
www.ronnetteriley.com

MEP Engineer:

Loring Consulting Engineers, Inc.
360 West 31st Street, 14th Floor
New York, NY 10001-2727
T 212-563 7400
www.loringengineers.com
New York City .Washington, DC . Princeton . Durham . Toronto

Structural Engineer:

Silman
32 Old Slip, 10th Floor
New York, NY 10005
T 212-620 7970
www.Silman.com

Rev	Date	Issue
	11 JUN 2021	Issue for SD Review
	22 OCT 2021	DD Review
	23 NOV 2021	DD Submission
	4 MAR 2022	Issue for Final DD
	6 DEC 2022	CD Review
	23 MAR 2023	CD FINAL

Title

10TH & 11TH FL SELECTIVE REMOVAL PLANS

Date	06-11-2021
Project No.	4107
Drawing By	SJ
CHK By	BTL
Scale	AS NOTED

DOB Rev
DM116.00
_ of __

DOB SCAN

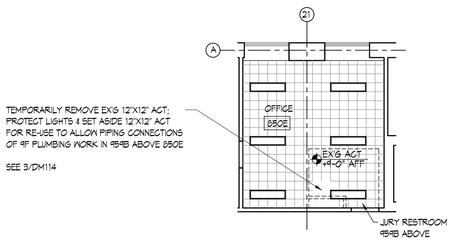

TEMPORARILY REMOVE EXG 12"X12" ACT;
PROTECT LIGHTS & SET ASIDE 12"X12" ACT
FOR RE-USE TO ALLOW PIPING CONNECTIONS
OF 4F PLUMBING WORK IN 954B ABOVE 850E

SEE 3/DM114

12 8TH FLR DEMO. RCP - OFFICE 850E
1/8"=1'-0"

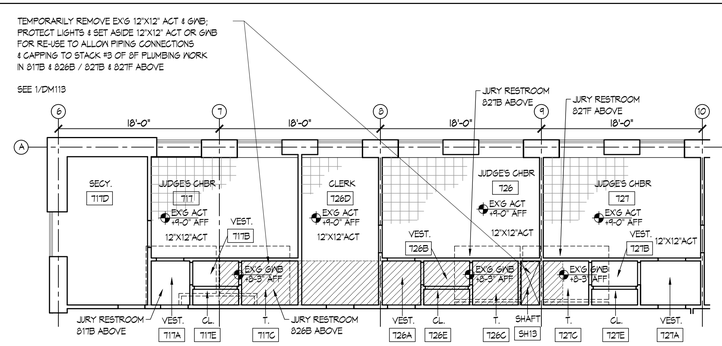

11 7TH FLR DEMO. RCP - JUDGE'S CHBR 717, 726, 727 & SECY 717D & CLERK 726D
1/8"=1'-0"

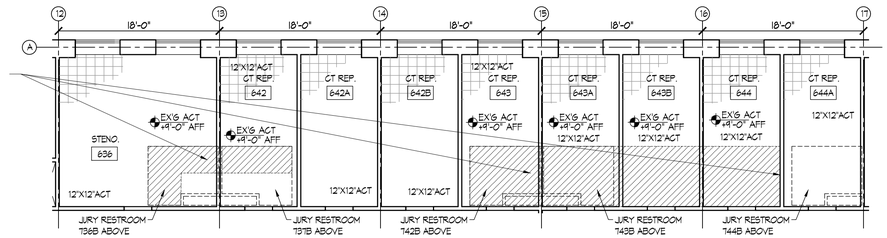

TEMPORARILY REMOVE EXG 12"X12" ACT;
PROTECT LIGHTS & SET ASIDE 12"X12" ACT
FOR RE-USE TO ALLOW PIPING CONNECTIONS
& CAPPING TO STACK #4 OF 7F PLUMBING WORK
IN 736B & 737B / 742B & 743B / 744B ABOVE

SEE 6/DM111

10 6TH FLR DEMO. RCP - STENO 636 & CT REP. 642, 643, 643A, 643B, 644, 644A
1/8"=1'-0"

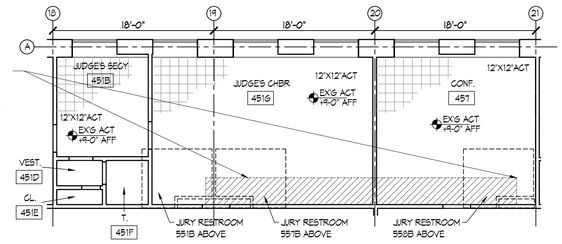

TEMPORARILY REMOVE EXG 12"X12" ACT;
PROTECT LIGHTS & SET ASIDE 12"X12" ACT
FOR RE-USE TO ALLOW PIPING CONNECTIONS
OF 7F PLUMBING WORK IN 551B & 557B / 558B ABOVE

SEE 1/DM109

9 4TH FLR DEMO. RCP - SECY 451B & JUDGE'S CHBR 451G & CONF 457
1/8"=1'-0"

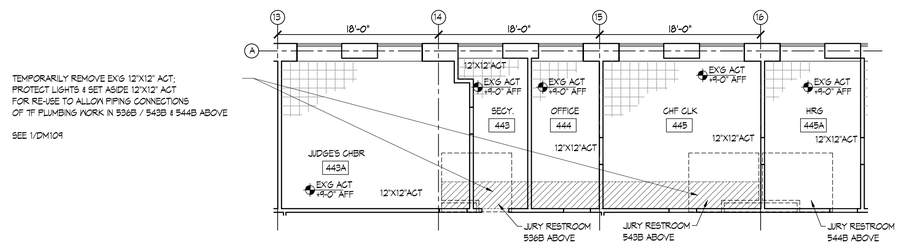

TEMPORARILY REMOVE EXG 12"X12" ACT;
PROTECT LIGHTS & SET ASIDE 12"X12" ACT
FOR RE-USE TO ALLOW PIPING CONNECTIONS
OF 7F PLUMBING WORK IN 536B / 543B & 544B ABOVE

SEE 1/DM108

8 4TH FLR DEMO. RCP - JUDGE'S CHBR 443A & SECY 443 & OFFICE 444 & CHF CLK 445 & HRG 445A
1/8"=1'-0"

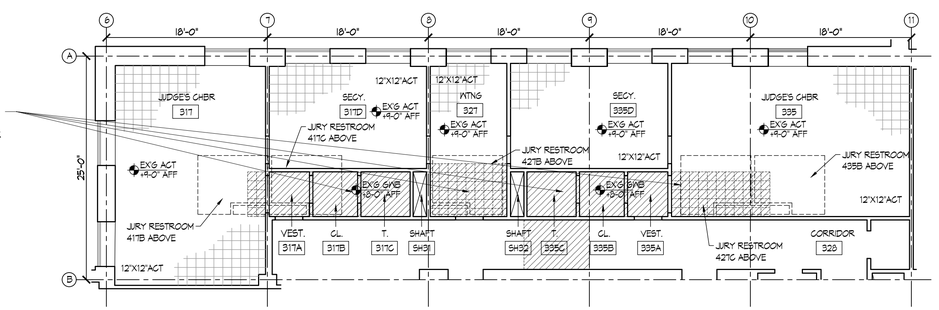

TEMPORARILY REMOVE EXG 12"X12" ACT & GWB;
PROTECT LTS & SET ASIDE ACT FOR RE-USE TO
ALLOW PIPING CONNECTIONS & CAPPING TO STACK
#3 OF 4F PLUMB WORK IN 417B & 417G / 427B /
427G & 435B ABOVE

SEE 1/DM107

7 3RD FLR DEMO. RCP - JUDGE'S CHBR 317, 335 & SECY 317D, 335D & WAITING 327
1/8"=1'-0"

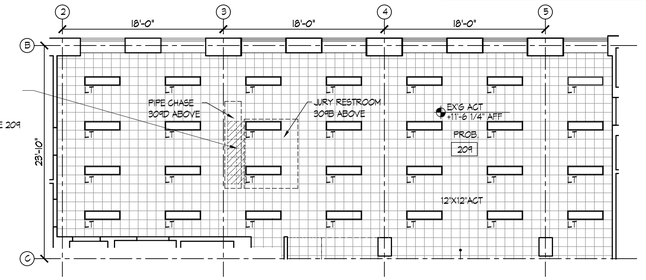

TEMPORARILY REMOVE EXG 12"X12" ACT;
PROTECT LIGHTS & SET ASIDE 12"X12" ACT
FOR RE-USE TO ALLOW PIPING CONNECTIONS
OF 3F PLUMBING WORK IN 304B & 304D ABOVE 209

SEE 1/DM105

5 2ND FLR DEMO. RCP - PROB 209
1/8"=1'-0"

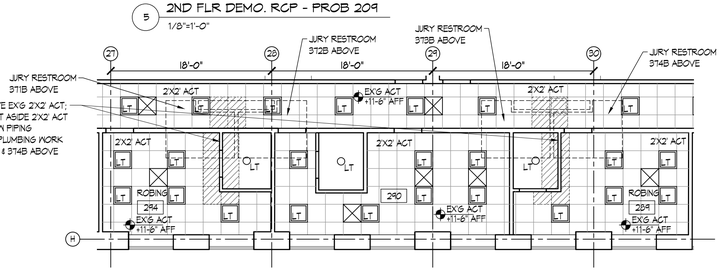

TEMPORARILY REMOVE EXG 2X2' ACT;
PROTECT LIGHTS & SET ASIDE 2X2' ACT
FOR RE-USE TO ALLOW PIPING
CONNECTIONS OF 3F PLUMBING WORK
IN 311B & 312B / 313B & 314B ABOVE

SEE 4/DM105

4 2ND FLR DEMO. RCP - ROBING 289, 290, 294 & CORRIDOR
1/8"=1'-0"

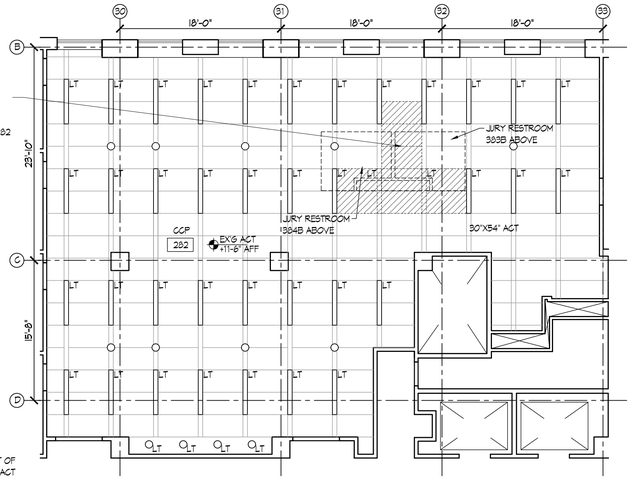

TEMPORARILY REMOVE EXG 30"X54" ACT;
PROTECT LIGHTS & SET ASIDE ACT
FOR RE-USE TO ALLOW PIPING CONNECTIONS
OF 3F PLUMBING WORK IN 383B & 384B ABOVE 282

SEE 6/DM105

3 2ND FLR DEMO. RCP - CCP 282
1/8"=1'-0"

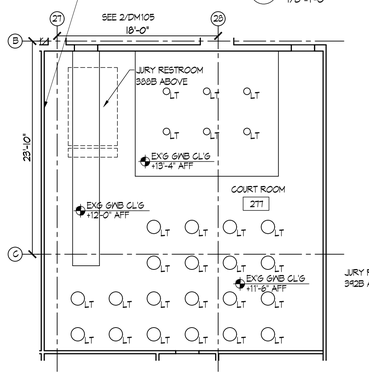

TEMPORARILY REMOVE PART OF
WALL; PROTECT & SET ASIDE ACT
FOR RE-USE TO ALLOW PIPING
CONNECTIONS OF 3F PLUMBING
WORK IN 388B ABOVE 277

SEE 2/DM105

2 2ND FLR DEMO. RCP - COURT ROOM 277
1/8"=1'-0"

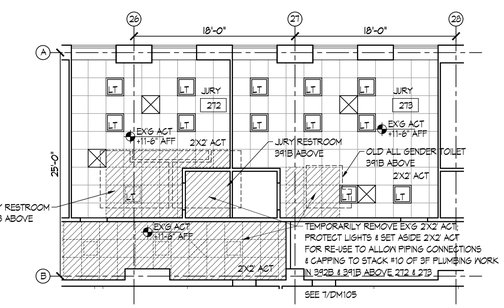

TEMPORARILY REMOVE EXG 2'X2' ACT;
PROTECT LIGHTS & SET ASIDE 2'X2' ACT
FOR RE-USE TO ALLOW PIPING CONNECTIONS
& CAPPING TO STACK #10 OF 3F PLUMBING WORK
IN 392B & 241B ABOVE 272 & 273

SEE 7/DM105

1 2ND FLR DEMO. RCP - JURY 272, 273 & CORRIDOR
1/8"=1'-0"

KINGS COUNTY SUPREME COURT BUILDING ACCESSIBILITY RENOVATIONS

360 Adams Street
Brooklyn NY 11201

Conditions

ALL IDEAS, DESIGNS, ARRANGEMENTS AND PLANS INDICATED OR REPRESENTED BY THIS DRAWING ARE OWNED BY, AND THE PROPERTY OF RONNETTE RILEY ARCHITECT AND WERE CREATED, EVOLVED AND DEVELOPED FOR THE USE ON, AND IN CONNECTION WITH THE SPECIFIED PROJECT.
NONE OF SUCH IDEAS, DESIGNS, ARRANGEMENTS OR PLANS SHALL BE USED BY OR DISCLOSED TO ANY PERSON, FIRM OR CORPORATION FOR ANY PURPOSE WHATSOEVER WITHOUT THE WRITTEN PERMISSION OF RONNETTE RILEY ARCHITECT.

© Copyright Ronnette Riley *Architect* 2021

Ronnette Riley *Architect*

494 Eighth Avenue, 15th Floor
New York, NY 10001
T 212 594 4015
F 212 594 2868
www.ronnetteriley.com

MEP Engineer:

Loring Consulting Engineers, Inc.
360 West 31st Street, 14th Floor
New York, NY 10001-2727
T 212-563 7400
www.loringengineers.com
New York City .Washington, DC . Princeton . Durham . Toronto

Structural Engineer:

Silman
32 Old Slip, 10th Floor
New York, NY 10005
T 212-620 7970
www.Silman.com

Rev	Date	Issue
	11 JUN 2021	Issue for SD Review
	22 OCT 2021	DD Review
	23 NOV 2021	DD Submission
	4 MAR 2022	Issue for Final DD
	6 DEC 2022	CD Review
	23 MAR 2023	CD FINAL

Title

2, 3, 4, 6, 7, 8TH FL
DEMO RCP (Below New Work)

Date	06-11-2021
Project No.	4107
Drawing By	CQ,SLJ
CHK By	BTL,YM
Scale	AS NOTED

DOB Rev
DM117.00
_ of __

DOB SCAN

LEGEND

AREA TO BE REMOVED

SPACE ABOVE

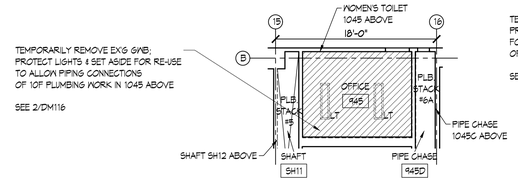

6 9TH FLR DEMO. RCP - OFFICE 945
1/8"=1'-0"

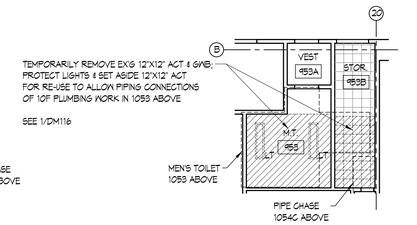

5 9TH FLR DEMO. RCP - MEN'S TOILET 953 & STORAGE 953B
1/8"=1'-0"

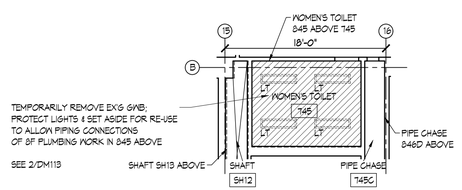

4 7TH FLR DEMO. RCP - WOMEN'S TOILET 745
1/8"=1'-0"

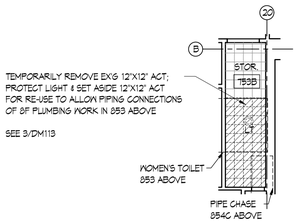

3 7TH FLR DEMO. RCP - STORAGE 753B
1/8"=1'-0"

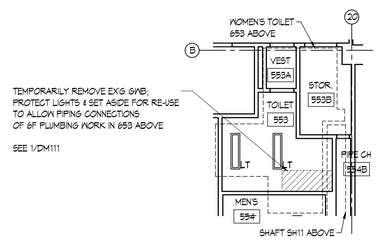

2 5TH FLR DEMO. RCP - TOILET 553
1/8"=1'-0"

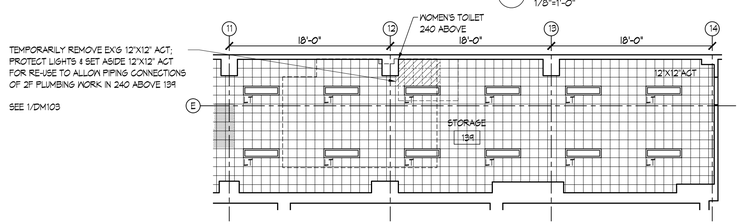

1 1ST FLR DEMO. RCP - STORAGE 139
1/8"=1'-0"

KINGS COUNTY SUPREME COURT BUILDING ACCESSIBILITY RENOVATIONS

360 Adams Street
Brooklyn NY 11201

Conditions

ALL IDEAS, DESIGN, ARRANGEMENTS AND PLANS INDICATED OR REPRESENTED BY THIS DRAWING ARE OWNED BY, AND THE PROPERTY OF RONNETTE RILEY ARCHITECT AND WERE CREATED, EVOLVED AND DEVELOPED FOR THE USE ON, AND IN CONNECTION WITH THE SPECIFIED PROJECT.
NONE OF SUCH IDEAS, DESIGNS, ARRANGEMENTS OR PLANS SHALL BE USED BY OR DISCLOSED TO ANY PERSON, FIRM OR CORPORATION FOR ANY PURPOSE WHATSOEVER WITHOUT THE WRITTEN PERMISSION OF RONNETTE RILEY ARCHITECT.

© Copyright Ronnette Riley *Architect* 2021

Ronnette Riley *Architect*

494 Eighth Avenue, 15th Floor
New York, NY 10001
T 212 594 4015
F 212 594 2868
www.ronnetteriley.com

MEP Engineer:

Loring Consulting Engineers, Inc.
360 West 31st Street, 14th Floor
New York, NY 10001-2727
T 212-563 7400
www.loringengineers.com
New York City .Washington, DC . Princeton . Durham . Toronto

Structural Engineer:

Silman
32 Old Slip, 10th Floor
New York, NY 10005
T 212-620 7970
www.Silman.com

Rev	Date	Issue
	11 JUN 2021	Issue for SD Review
	22 OCT 2021	DD Review
	23 NOV 2021	DD Submission
	4 MAR 2022	Issue for Final DD
	6 DEC 2022	CD Review
	23 MAR 2023	CD FINAL

Title

1, 5, 7, 9TH FL
DEMO RCP (Below New Work)

Date	06-11-2021
Project No.	4107
Drawing By	CQ,SLJ
CHK By	BTL,YM
Scale	AS NOTED

DOB Rev
DM118.00
_ of __

DOB SCAN

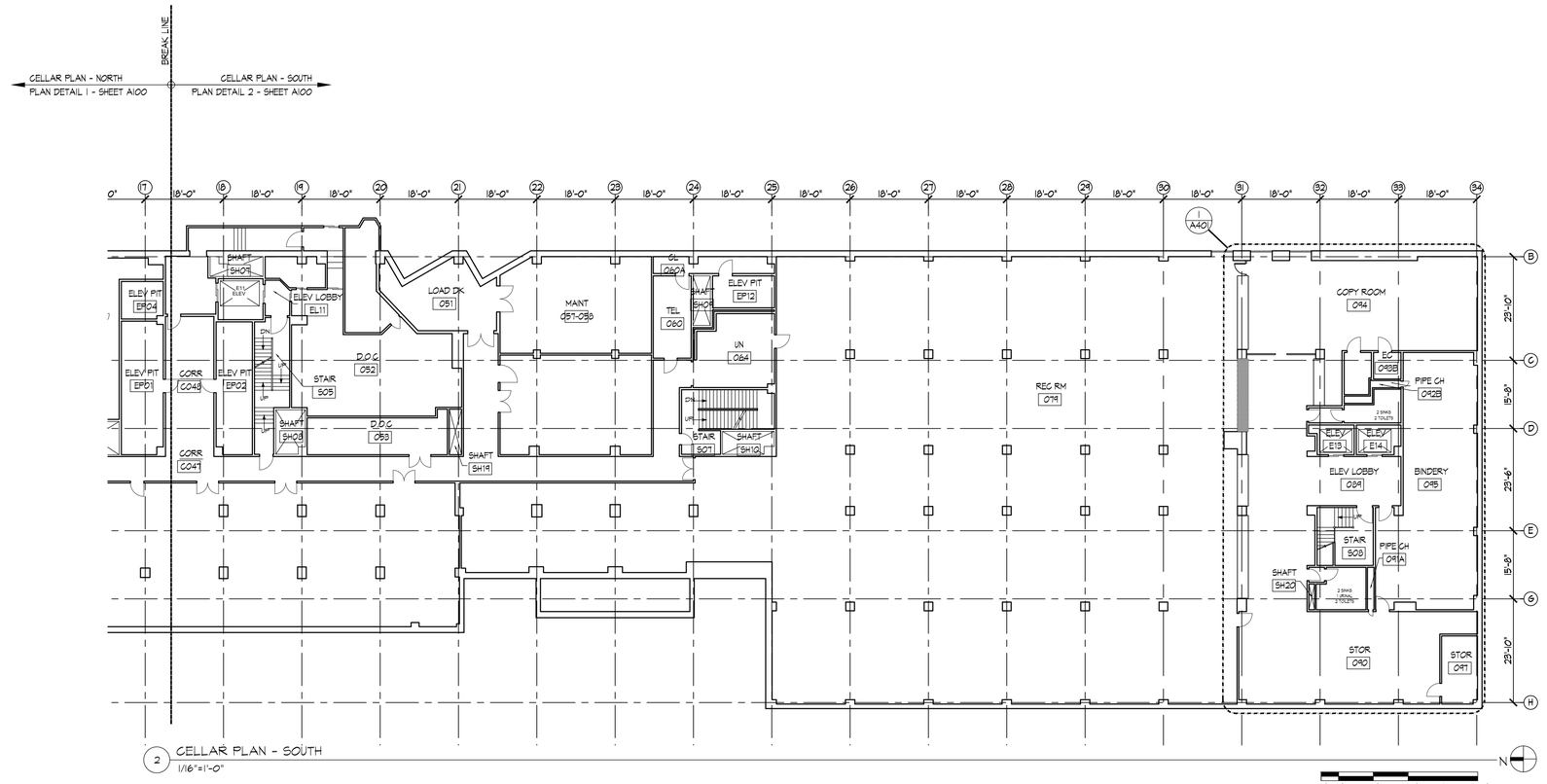

KINGS COUNTY SUPREME COURT BUILDING ACCESSIBILITY RENOVATIONS

360 Adams Street
Brooklyn NY 11201

Conditions

ALL IDEAS, DESIGNS, ARRANGEMENTS AND PLANS INDICATED OR REPRESENTED BY THIS DRAWING ARE OWNED BY, AND THE PROPERTY OF RONNETTE RILEY ARCHITECT AND WERE CREATED, EVOLVED AND DEVELOPED FOR THE USE ON, AND IN CONNECTION WITH THE SPECIFIED PROJECT.
NONE OF SUCH IDEAS, DESIGNS, ARRANGEMENTS OR PLANS SHALL BE USED BY OR DISCLOSED TO ANY PERSON, FIRM OR CORPORATION FOR ANY PURPOSE WHATSOEVER WITHOUT THE WRITTEN PERMISSION OF RONNETTE RILEY ARCHITECT.

© Copyright Ronnette Riley *Architect* 2021

Ronnette Riley *Architect*

494 Eighth Avenue, 15th Floor
New York, NY 10001
T 212 594 4015
F 212 594 2868
www.ronnetteriley.com

MEP Engineer:

Loring Consulting Engineers, Inc.
360 West 31st Street, 14th Floor
New York, NY 10001-2727
T 212-563 7400
www.loringengineers.com
New York City .Washington, DC . Princeton . Durham . Toronto

Structural Engineer:

Silman
32 Old Slip, 10th Floor
New York, NY 10005
T 212-620 7970
www.Silman.com

Rev	Date	Issue
	11 JUN 2021	Issue for SD Review
	22 OCT 2021	DD Review
	23 NOV 2021	DD Submission
	4 MAR 2022	Issue for Final DD
	6 DEC 2022	CD Review
	23 MAR 2023	CD FINAL

Title

CELLAR PLAN

Date	06-11-2021
Project No.	4107
Drawing By	CQ, JS
CHK By	BTL
Scale	AS NOTED

DOB Rev
A100 .00
_ of __

DOB SCAN

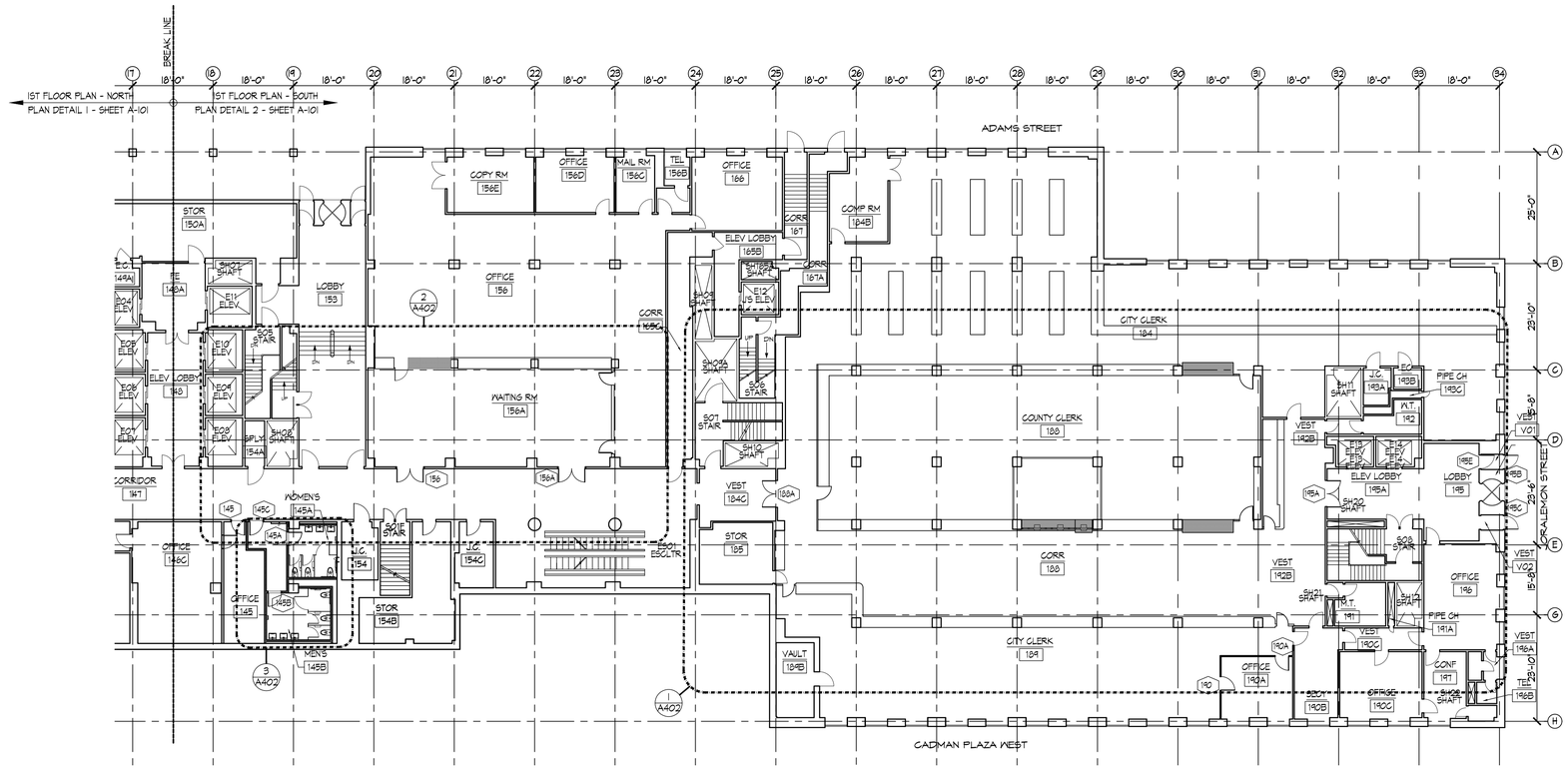

2 1ST FLOOR PLAN - SOUTH
1/16"=1'-0"

1 1ST FLOOR PLAN - NORTH
1/16"=1'-0"

KINGS COUNTY SUPREME COURT BUILDING ACCESSIBILITY RENOVATIONS

360 Adams Street
Brooklyn NY 11201

Conditions

ALL IDEAS, DESIGNS, ARRANGEMENTS AND PLANS INDICATED OR REPRESENTED BY THIS DRAWING ARE OWNED BY, AND THE PROPERTY OF RONNETTE RILEY ARCHITECT AND WERE CREATED, EVOLVED AND DEVELOPED FOR THE USE ON, AND IN CONNECTION WITH THE SPECIFIED PROJECT.
NONE OF SUCH IDEAS, DESIGNS, ARRANGEMENTS OR PLANS SHALL BE USED BY OR DISCLOSED TO ANY PERSON, FIRM OR CORPORATION FOR ANY PURPOSE WHATSOEVER WITHOUT THE WRITTEN PERMISSION OF RONNETTE RILEY ARCHITECT.

© Copyright Ronnette Riley *Architect* 2021

Ronnette Riley *Architect*

494 Eighth Avenue, 15th Floor
New York, NY 10001
T 212 594 4015
F 212 594 2868
www.ronnetteriley.com

MEP Engineer:

Loring Consulting Engineers, Inc.
360 West 31st Street, 14th Floor
New York, NY 10001-2727
T 212-563 7400
www.loringengineers.com
New York City .Washington, DC . Princeton . Durham . Toronto

Structural Engineer:

Silman
32 Old Slip, 10th Floor
New York, NY 10005
T 212-620 7970
www.Silman.com

Rev	Date	Issue
	11 JUN 2021	Issue for SD Review
	22 OCT 2021	DD Review
	23 NOV 2021	DD Submission
	4 MAR 2022	Issue for Final DD
	6 DEC 2022	CD Review
	23 MAR 2023	CD FINAL

Title

1ST FL PLAN

Date	06-11-2021
Project No.	4107
Drawing By	CQ, JS
CHK By	BTL
Scale	AS NOTED

DOB Rev
A101 .00
_ of __

DOB SCAN

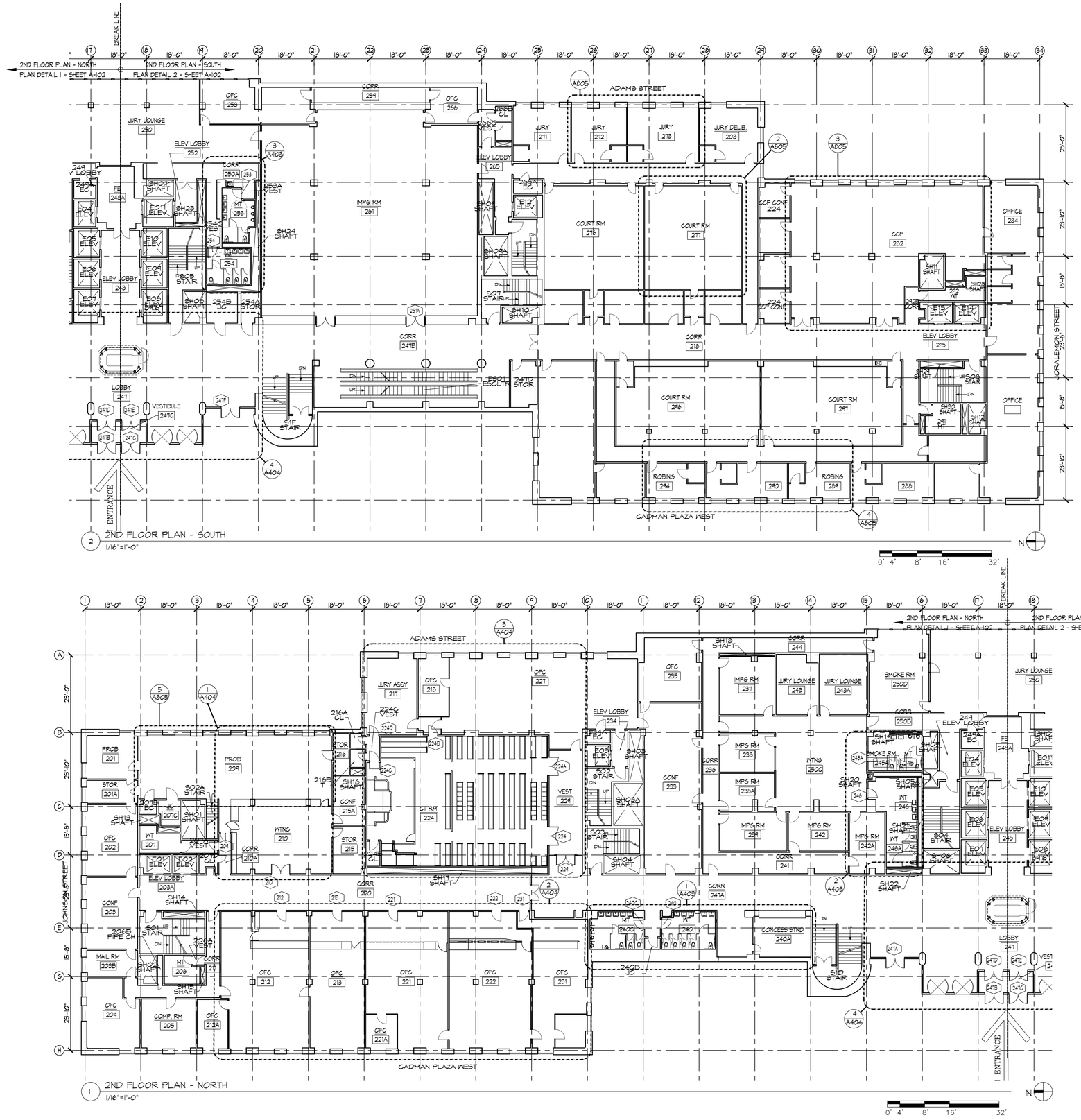

KINGS COUNTY SUPREME COURT BUILDING ACCESSIBILITY RENOVATIONS

360 Adams Street
Brooklyn NY 11201

Conditions

ALL IDEAS, DESIGNS, ARRANGEMENTS AND PLANS INDICATED OR REPRESENTED BY THIS DRAWING ARE OWNED BY, AND THE PROPERTY OF RONNETTE RILEY ARCHITECT AND WERE CREATED, EVOLVED AND DEVELOPED FOR THE USE ON, AND IN CONNECTION WITH THE SPECIFIED PROJECT.
NONE OF SUCH IDEAS, DESIGNS, ARRANGEMENTS OR PLANS SHALL BE USED BY OR DISCLOSED TO ANY PERSON, FIRM OR CORPORATION FOR ANY PURPOSE WHATSOEVER WITHOUT THE WRITTEN PERMISSION OF RONNETTE RILEY ARCHITECT.

© Copyright Ronnette Riley *Architect* 2021

Ronnette Riley *Architect*

494 Eighth Avenue, 15th Floor
New York, NY 10001
T 212 594 4015
F 212 594 2868
www.ronnetteriley.com

MEP Engineer:

Loring Consulting Engineers, Inc.
360 West 31st Street, 14th Floor
New York, NY 10001-2727
T 212-563 7400
www.loringengineers.com
New York City .Washington, DC . Princeton . Durham . Toronto

Structural Engineer:

Silman
32 Old Slip, 10th Floor
New York, NY 10005
T 212-620 7970
www.Silman.com

Rev	Date	Issue
	11 JUN 2021	Issue for SD Review
	22 OCT 2021	DD Review
	23 NOV 2021	DD Submission
	4 MAR 2022	Issue for Final DD
	6 DEC 2022	CD Review
	23 MAR 2023	CD FINAL

Title

2ND FL PLAN

Date	06-11-2021
Project No.	4107
Drawing By	CQ,SJ
CHK By	BTL,YM
Scale	AS NOTED

A102 .00 (DOB Rev) _of__

DOB SCAN

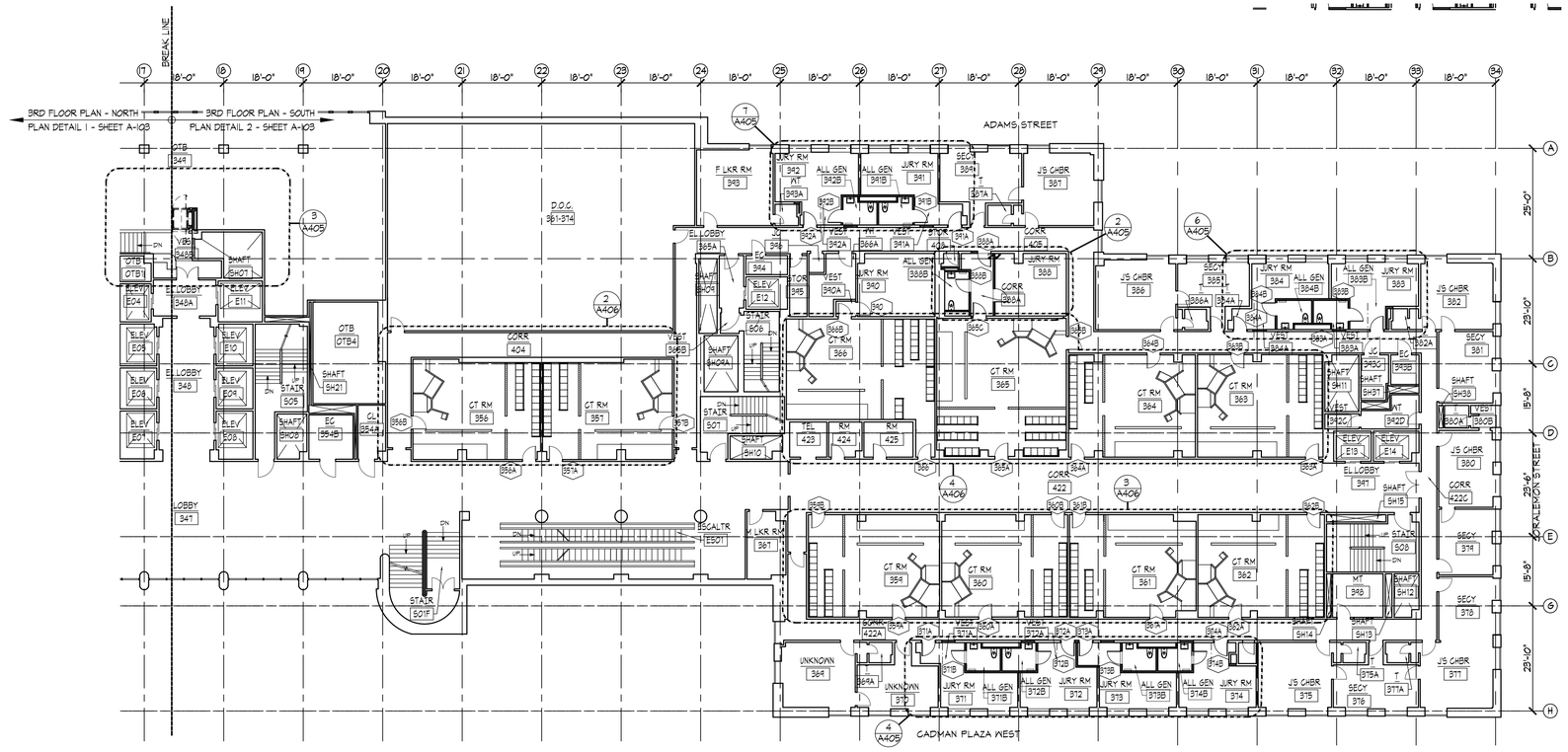

2 3RD FLOOR PLAN - SOUTH
1/16"=1'-0"

N

0' 4' 8' 16' 32'

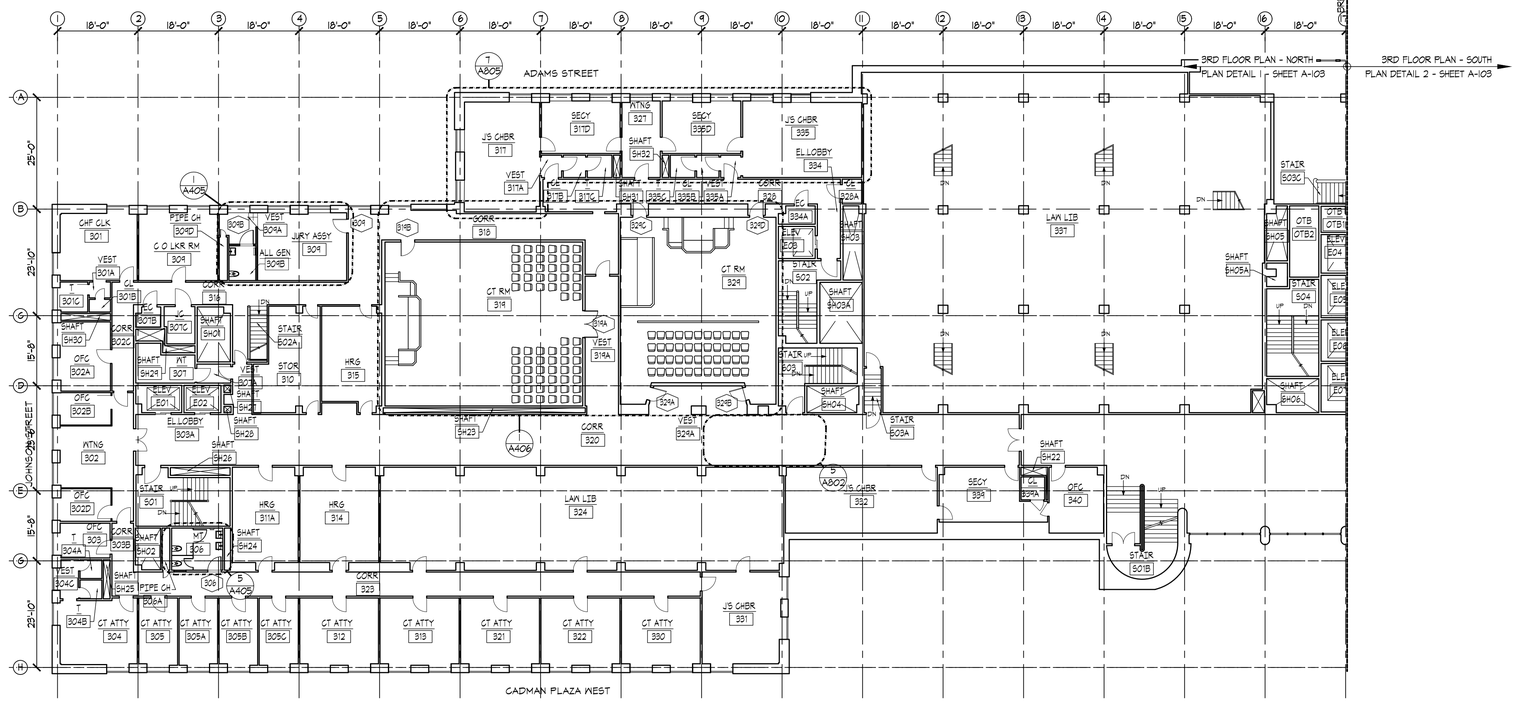

1 3RD FLOOR PLAN - NORTH
1/16"=1'-0"

N

0' 4' 8' 16' 32'

KINGS COUNTY SUPREME COURT BUILDING ACCESSIBILITY RENOVATIONS

360 Adams Street
Brooklyn NY 11201

Conditions

ALL IDEAS, DESIGNS, ARRANGEMENTS AND PLANS INDICATED OR REPRESENTED BY THIS DRAWING ARE OWNED BY, AND THE PROPERTY OF RONNETTE RILEY ARCHITECT AND WERE CREATED, EVOLVED AND DEVELOPED FOR THE USE ON, AND IN CONNECTION WITH THE SPECIFIED PROJECT.
NONE OF SUCH IDEAS, DESIGNS, ARRANGEMENTS OR PLANS SHALL BE USED BY OR DISCLOSED TO ANY PERSON, FIRM OR CORPORATION FOR ANY PURPOSE WHATSOEVER WITHOUT THE WRITTEN PERMISSION OF RONNETTE RILEY ARCHITECT.

© Copyright Ronnette Riley *Architect* 2021

Ronnette Riley *Architect*

494 Eighth Avenue, 15th Floor
New York, NY 10001
T 212 594 4015
F 212 594 2868
www.ronnetteriley.com

MEP Engineer:

Loring Consulting Engineers, Inc.
360 West 31st Street, 14th Floor
New York, NY 10001-2727
T 212-563 7400
www.loringengineers.com
New York City .Washington, DC . Princeton . Durham . Toronto

Structural Engineer:

Silman
32 Old Slip, 10th Floor
New York, NY 10005
T 212-620 7970
www.Silman.com

Rev	Date	Issue
	11 JUN 2021	Issue for SD Review
	22 OCT 2021	DD Review
	23 NOV 2021	DD Submission
	4 MAR 2022	Issue for Final DD
	6 DEC 2022	CD Review
	23 MAR 2023	CD FINAL

Title

3RD FL PLAN

Date	06-11-2021
Project No.	4107
Drawing By	CQ,SJ
CHK By	BTL, YM
Scale	AS NOTED

DOB Rev
A103 .00
_ of __

DOB SCAN



KINGS COUNTY SUPREME COURT BUILDING ACCESSIBILITY RENOVATIONS

360 Adams Street
Brooklyn NY 11201

Conditions

ALL IDEAS, DESIGNS, ARRANGEMENTS AND PLANS INDICATED OR REPRESENTED BY THIS DRAWING ARE OWNED BY, AND THE PROPERTY OF RONNETTE RILEY ARCHITECT AND WERE CREATED, EVOLVED AND DEVELOPED FOR THE USE ON, AND IN CONNECTION WITH THE SPECIFIED PROJECT.
NONE OF SUCH IDEAS, DESIGNS, ARRANGEMENTS OR PLANS SHALL BE USED BY OR DISCLOSED TO ANY PERSON, FIRM OR CORPORATION FOR ANY PURPOSE WHATSOEVER WITHOUT THE WRITTEN PERMISSION OF RONNETTE RILEY ARCHITECT.

© Copyright Ronnette Riley *Architect* 2021

Ronnette Riley *Architect*

494 Eighth Avenue, 15th Floor
New York, NY 10001
T 212 594 4015
F 212 594 2868
www.ronnetteriley.com

MEP Engineer:

Loring Consulting Engineers, Inc.
360 West 31st Street, 14th Floor
New York, NY 10001-2727
T 212-563 7400
www.loringengineers.com
New York City .Washington, DC . Princeton . Durham . Toronto

Structural Engineer:

Silman
32 Old Slip, 10th Floor
New York, NY 10005
T 212-620 7970
www.Silman.com

Rev	Date	Issue
	11 JUN 2021	Issue for SD Review
	22 OCT 2021	DD Review
	23 NOV 2021	DD Submission
	4 MAR 2022	Issue for Final DD
	6 DEC 2022	CD Review
	23 MAR 2023	CD FINAL

Title

4TH FL PLAN

Date	06-11-2021
Project No.	4107
Drawing By	CQ,SJ
CHK By	BTL
Scale	AS NOTED

DOB Rev

A104 .00

_ of __

DOB SCAN

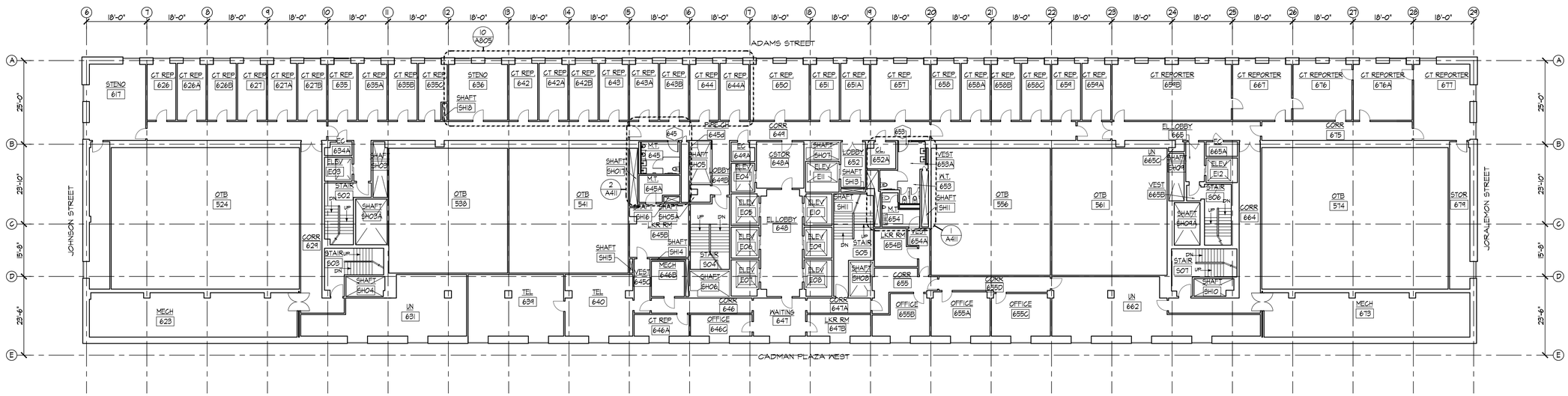

2 6TH FLOOR PLAN
1/16"=1'-0"

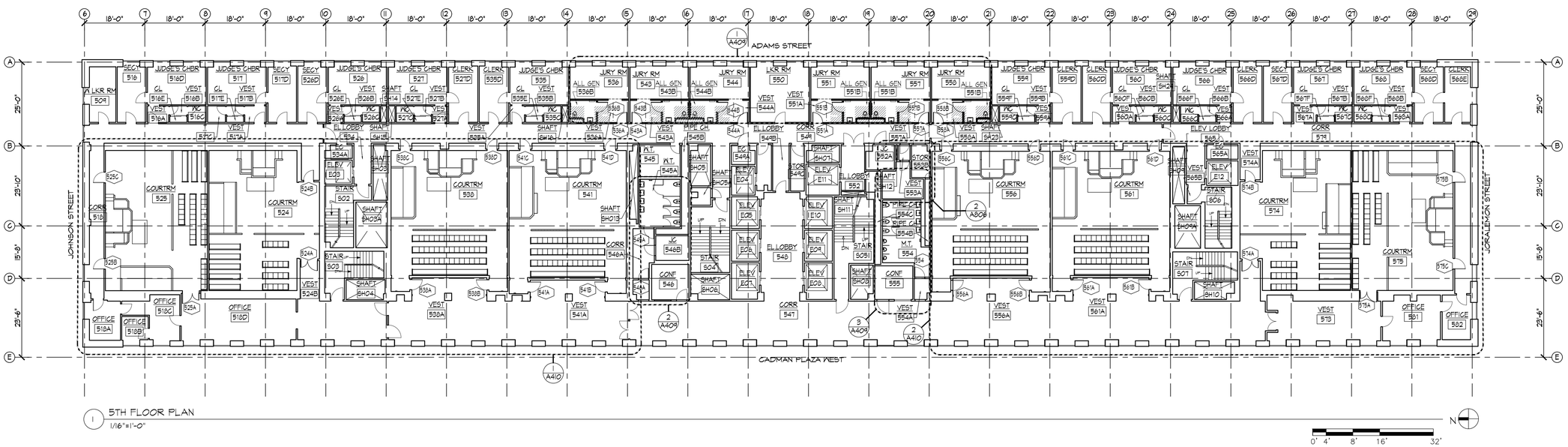

1 5TH FLOOR PLAN
1/16"=1'-0"

KINGS COUNTY SUPREME COURT BUILDING ACCESSIBILITY RENOVATIONS

360 Adams Street
Brooklyn NY 11201

Conditions

ALL IDEAS, DESIGNS, ARRANGEMENTS AND PLANS INDICATED OR REPRESENTED BY THIS DRAWING ARE OWNED BY, AND THE PROPERTY OF RONNETTE RILEY ARCHITECT AND WERE CREATED, EVOLVED AND DEVELOPED FOR THE USE ON, AND IN CONNECTION WITH THE SPECIFIED PROJECT.
NONE OF SUCH IDEAS, DESIGNS, ARRANGEMENTS OR PLANS SHALL BE USED BY OR DISCLOSED TO ANY PERSON, FIRM OR CORPORATION FOR ANY PURPOSE WHATSOEVER WITHOUT THE WRITTEN PERMISSION OF RONNETTE RILEY ARCHITECT.

© Copyright Ronnette Riley *Architect* 2021

Ronnette Riley *Architect*

494 Eighth Avenue, 15th Floor
New York, NY 10001
T 212 594 4015
F 212 594 2868
www.ronnetteriley.com

MEP Engineer:

Loring Consulting Engineers, Inc.
360 West 31st Street, 14th Floor
New York, NY 10001-2727
T 212-563 7400
www.loringengineers.com
New York City .Washington, DC . Princeton . Durham . Toronto

Structural Engineer:

Silman
32 Old Slip, 10th Floor
New York, NY 10005
T 212-620 7970
www.Silman.com

Rev	Date	Issue
	11 JUN 2021	Issue for SD Review
	22 OCT 2021	DD Review
	23 NOV 2021	DD Submission
	4 MAR 2022	Issue for Final DD
	6 DEC 2022	CD Review
	23 MAR 2023	CD FINAL

Title

5TH & 6TH FL PLANS

Date	06-11-2021
Project No.	4107
Drawing By	CQ,SJ
CHK By	BTL
Scale	AS NOTED

DOB Rev
A105 .00
_ of ___

DOB SCAN

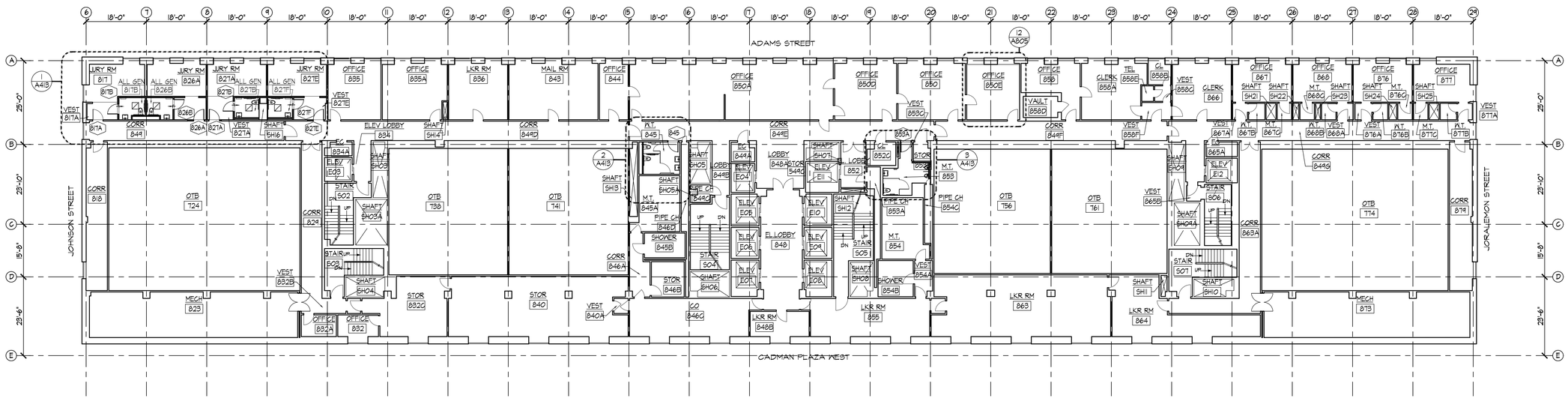

2 8TH FLOOR PLAN
1/16"=1'-0"

0' 4' 8' 16' 32'

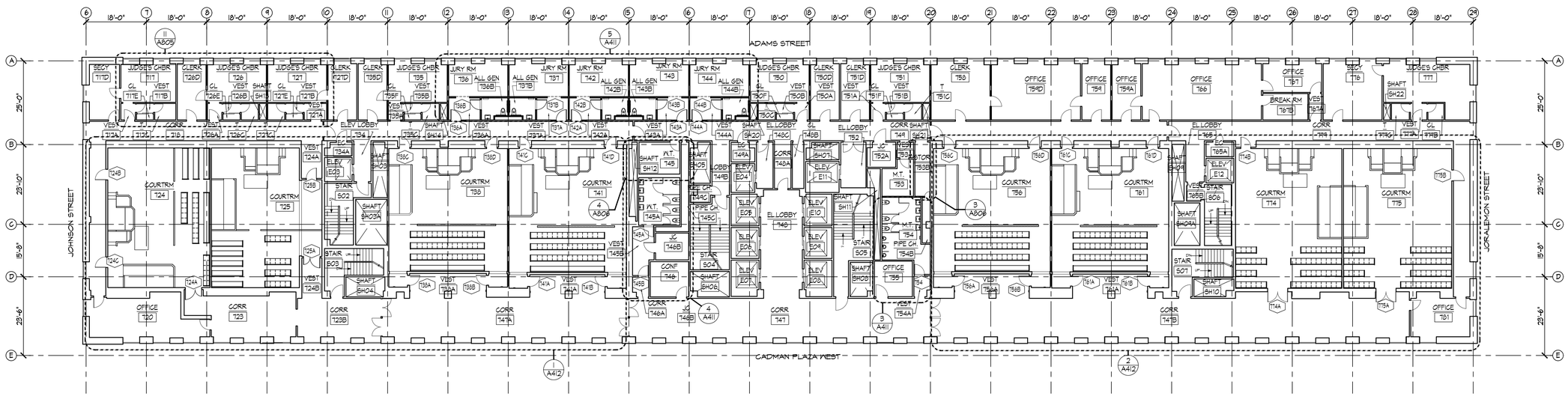

1 7TH FLOOR PLAN
1/16"=1'-0"

0' 4' 8' 16' 32'

KINGS COUNTY SUPREME COURT BUILDING ACCESSIBILITY RENOVATIONS

360 Adams Street
Brooklyn NY 11201

Conditions

ALL IDEAS, DESIGNS, ARRANGEMENTS AND PLANS INDICATED OR REPRESENTED BY THIS DRAWING ARE OWNED BY, AND THE PROPERTY OF RONNETTE RILEY ARCHITECT AND WERE CREATED, EVOLVED AND DEVELOPED FOR THE USE ON, AND IN CONNECTION WITH THE SPECIFIED PROJECT.
NONE OF SUCH IDEAS, DESIGNS, ARRANGEMENTS OR PLANS SHALL BE USED BY OR DISCLOSED TO ANY PERSON, FIRM OR CORPORATION FOR ANY PURPOSE WHATSOEVER WITHOUT THE WRITTEN PERMISSION OF RONNETTE RILEY ARCHITECT.

© Copyright Ronnette Riley *Architect* 2021

Ronnette Riley *Architect*

494 Eighth Avenue, 15th Floor
New York, NY 10001
T 212 594 4015
F 212 594 2868
www.ronnetteriley.com

MEP Engineer:

Loring Consulting Engineers, Inc.
360 West 31st Street, 14th Floor
New York, NY 10001-2727
T 212-563 7400
www.loringengineers.com
New York City .Washington, DC . Princeton . Durham . Toronto

Structural Engineer:

Silman
32 Old Slip, 10th Floor
New York, NY 10005
T 212-620 7970
www.Silman.com

Rev	Date	Issue
	11 JUN 2021	Issue for SD Review
	22 OCT 2021	DD Review
	23 NOV 2021	DD Submission
	4 MAR 2022	Issue for Final DD
	6 DEC 2022	CD Review
	23 MAR 2023	CD FINAL

Title

7TH & 8TH FL PLANS

Date	06-11-2021
Project No.	4107
Drawing By	CQ,SJ
CHK By	BTL
Scale	AS NOTED

DOB Rev
A106 .00

DOB SCAN

_ of __

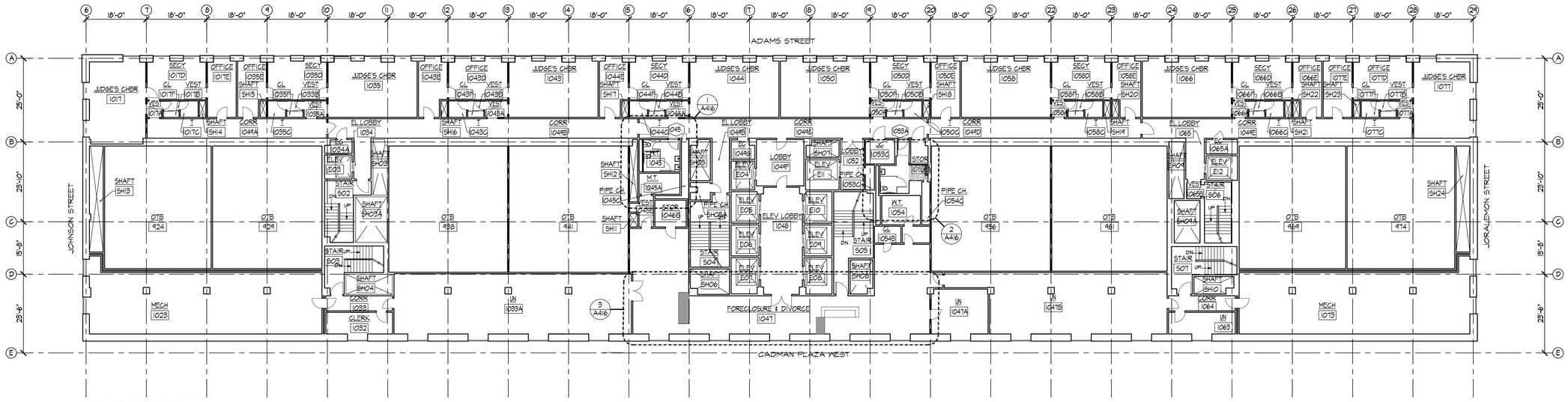

2 10TH FLOOR PLAN
1/16"=1'-0"

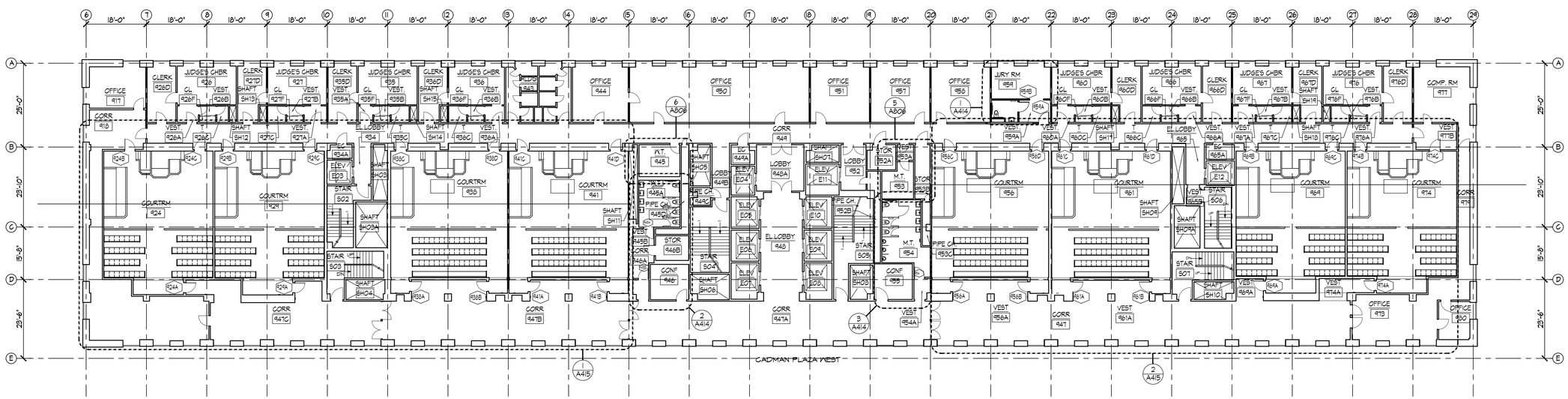

1 9TH FLOOR PLAN
1/16"=1'-0"

KINGS COUNTY SUPREME COURT BUILDING ACCESSIBILITY RENOVATIONS

360 Adams Street
Brooklyn NY 11201

Conditions

ALL IDEAS, DESIGNS, ARRANGEMENTS AND PLANS INDICATED OR REPRESENTED BY THIS DRAWING ARE OWNED BY, AND THE PROPERTY OF RONNETTE RILEY ARCHITECT AND WERE CREATED, EVOLVED AND DEVELOPED FOR THE USE ON, AND IN CONNECTION WITH THE SPECIFIED PROJECT.
NONE OF SUCH IDEAS, DESIGNS, ARRANGEMENTS OR PLANS SHALL BE USED BY OR DISCLOSED TO ANY PERSON, FIRM OR CORPORATION FOR ANY PURPOSE WHATSOEVER WITHOUT THE WRITTEN PERMISSION OF RONNETTE RILEY ARCHITECT.

© Copyright Ronnette Riley *Architect* 2021

Ronnette Riley *Architect*

494 Eighth Avenue, 15th Floor
New York, NY 10001
T 212 594 4015
F 212 594 2868
www.ronnetteriley.com

MEP Engineer:

Loring Consulting Engineers, Inc.
360 West 31st Street, 14th Floor
New York, NY 10001-2727
T 212-563 7400
www.loringengineers.com
New York City .Washington, DC . Princeton . Durham . Toronto

Structural Engineer:

Silman
32 Old Slip, 10th Floor
New York, NY 10005
T 212-620 7970
www.Silman.com

Rev	Date	Issue
	11 JUN 2021	Issue for SD Review
	22 OCT 2021	DD Review
	23 NOV 2021	DD Submission
	4 MAR 2022	Issue for Final DD
	6 DEC 2022	CD Review
	23 MAR 2023	CD FINAL

Title

9TH & 10TH FL PLANS

Date	06-11-2021
Project No.	4107
Drawing By	CQ,SJ
CHK By	BTL
Scale	AS NOTED

DOB Rev
A107 .00
_ of __

DOB SCAN

KINGS COUNTY SUPREME COURT BUILDING ACCESSIBILITY RENOVATIONS

360 Adams Street
Brooklyn NY 11201

Conditions

ALL IDEAS, DESIGNS, ARRANGEMENTS AND PLANS INDICATED OR REPRESENTED BY THIS DRAWING ARE OWNED BY, AND THE PROPERTY OF RONNETTE RILEY ARCHITECT AND WERE CREATED, EVOLVED AND DEVELOPED FOR THE USE ON, AND IN CONNECTION WITH THE SPECIFIED PROJECT.
NONE OF SUCH IDEAS, DESIGNS, ARRANGEMENTS OR PLANS SHALL BE USED BY OR DISCLOSED TO ANY PERSON, FIRM OR CORPORATION FOR ANY PURPOSE WHATSOEVER WITHOUT THE WRITTEN PERMISSION OF RONNETTE RILEY ARCHITECT.

© Copyright Ronnette Riley *Architect* 2021

Ronnette Riley *Architect*

494 Eighth Avenue, 15th Floor
New York, NY 10001
T 212 594 4015
F 212 594 2868
www.ronnetteriley.com

MEP Engineer:

Loring Consulting Engineers, Inc.
360 West 31st Street, 14th Floor
New York, NY 10001-2727
T 212-563 7400
www.loringengineers.com
New York City .Washington, DC . Princeton . Durham . Toronto

Structural Engineer:

Silman
32 Old Slip, 10th Floor
New York, NY 10005
T 212-620 7970
www.Silman.com

Rev	Date	Issue
	11 JUN 2021	Issue for SD Review
	22 OCT 2021	DD Review
	23 NOV 2021	DD Submission
	4 MAR 2022	Issue for Final DD
	6 DEC 2022	CD Review
	23 MAR 2023	CD FINAL

Title

11TH FL PLAN

Date	06-11-2021
Project No.	4107
Drawing By	CQ,SJ
CHK By	BTL
Scale	AS NOTED

DOB Rev
A108 .00
_ of _

DOB SCAN

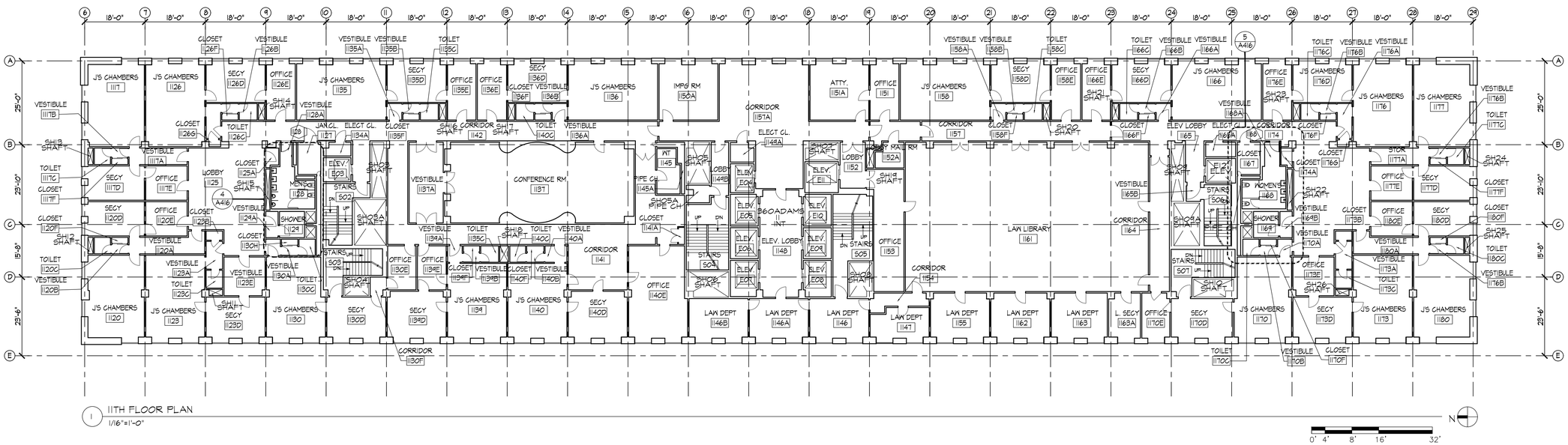

1 11TH FLOOR PLAN
1/16"=1'-0"

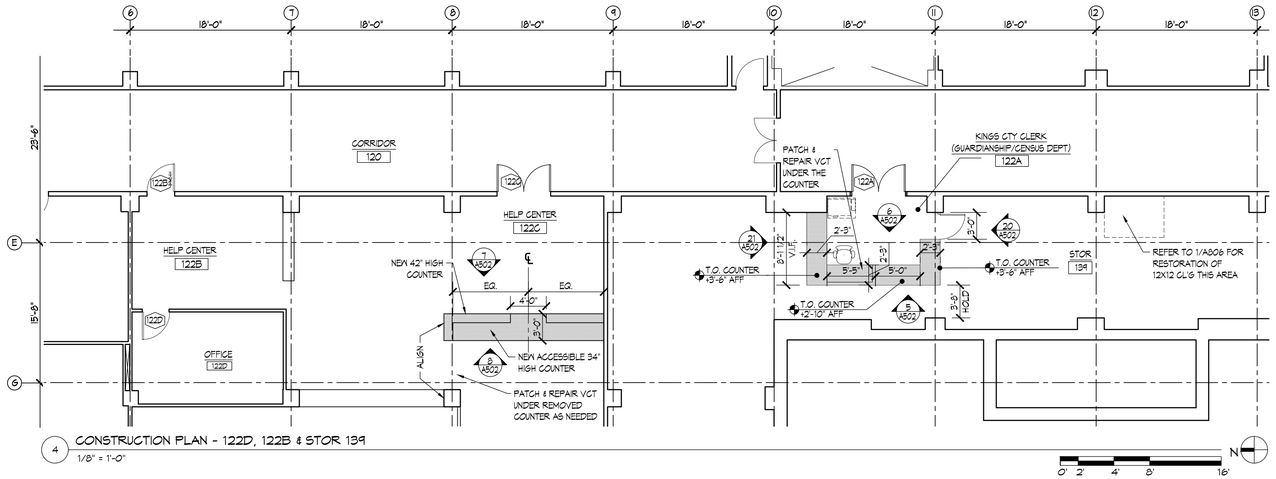

4 CONSTRUCTION PLAN - 122D, 122B & STOR 139
1/8" = 1'-0"

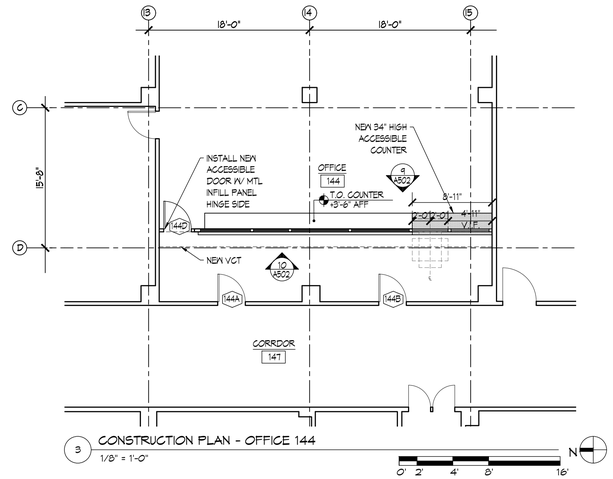

3 CONSTRUCTION PLAN - OFFICE 144
1/8" = 1'-0"

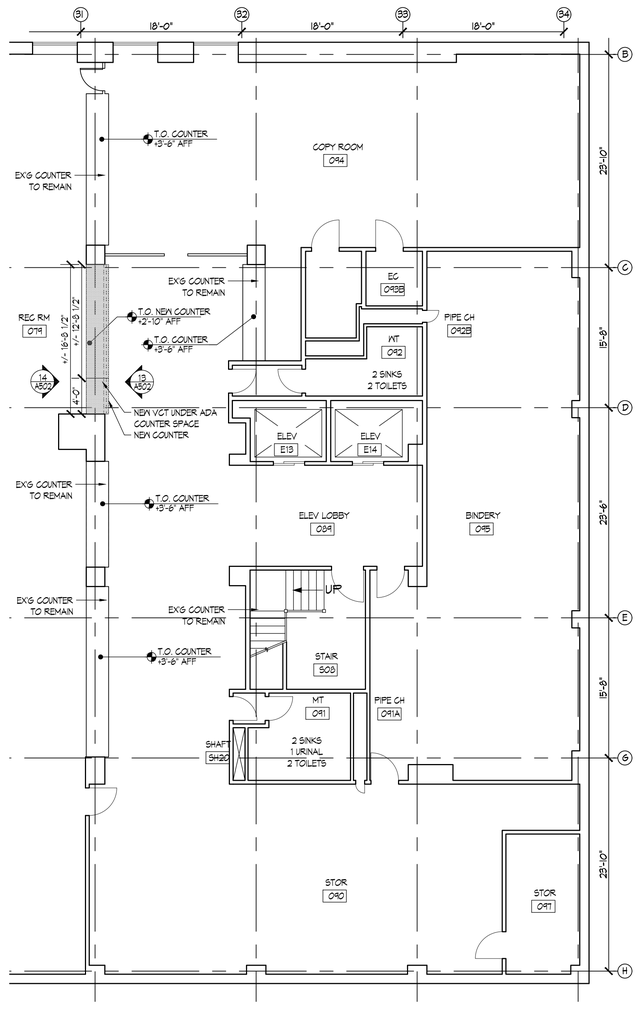

1 CONSTRUCTION PLAN - CELLAR
1/8" = 1'-0"

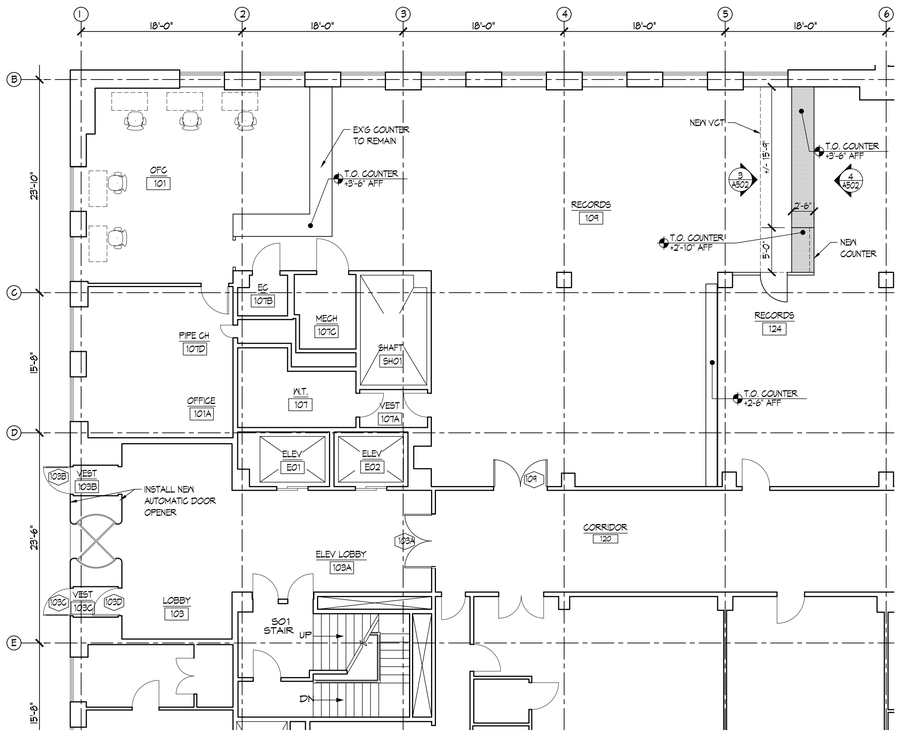

2 CONSTRUCTION PLAN - ELEV LOBBY 103A, CRC 101
1/8" = 1'-0"

KINGS COUNTY SUPREME COURT BUILDING ACCESSIBILITY RENOVATIONS

360 Adams Street
Brooklyn NY 11201

Conditions

ALL IDEAS, DESIGNS, ARRANGEMENTS AND PLANS INDICATED OR REPRESENTED BY THIS DRAWING ARE OWNED BY, AND THE PROPERTY OF RONNETTE RILEY ARCHITECT AND WERE CREATED, EVOLVED AND DEVELOPED FOR THE USE ON, AND IN CONNECTION WITH THE SPECIFIED PROJECT.
NONE OF SUCH IDEAS, DESIGNS, ARRANGEMENTS OR PLANS SHALL BE USED BY OR DISCLOSED TO ANY PERSON, FIRM OR CORPORATION FOR ANY PURPOSE WHATSOEVER WITHOUT THE WRITTEN PERMISSION OF RONNETTE RILEY ARCHITECT.

© Copyright Ronnette Riley *Architect* 2021

Ronnette Riley *Architect*

494 Eighth Avenue, 15th Floor
New York, NY 10001
T 212 594 4015
F 212 594 2868
www.ronnetteriley.com

MEP Engineer:

Loring Consulting Engineers, Inc.
360 West 31st Street, 14th Floor
New York, NY 10001-2727
T 212-563 7400
www.loringengineers.com
New York City .Washington, DC . Princeton . Durham . Toronto

Structural Engineer:

Silman
32 Old Slip, 10th Floor
New York, NY 10005
T 212-620 7970
www.Silman.com

Rev	Date	Issue
	11 JUN 2021	Issue for SD Review
	22 OCT 2021	DD Review
	23 NOV 2021	DD Submission
	4 MAR 2022	Issue for Final DD
	6 DEC 2022	CD Review
	23 MAR 2023	CD FINAL

Title

CELLAR & 1ST FL ENLARGED PLANS

Date	06-11-2021
Project No.	4107
Drawing By	SN
CHK By	BTL
Scale	As Noted

A401 .00 (DOB Rev)

_ of __

DOB SCAN

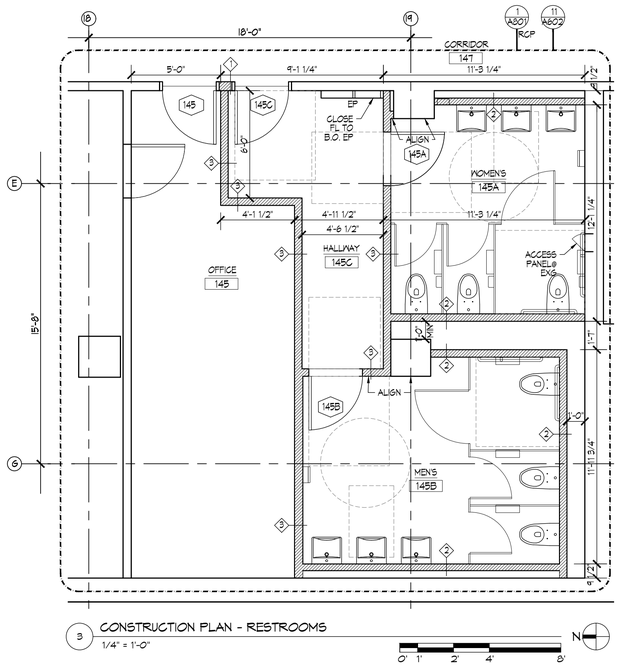

3 CONSTRUCTION PLAN - RESTROOMS
1/4" = 1'-0"

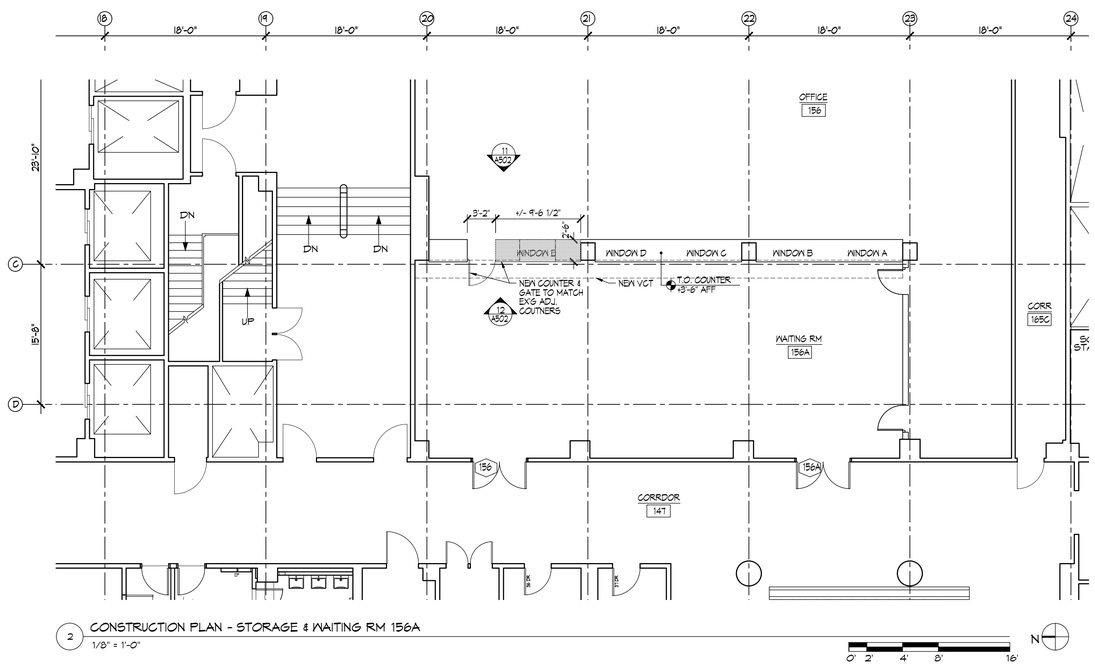

2 CONSTRUCTION PLAN - STORAGE & WAITING RM 156A
1/8" = 1'-0"

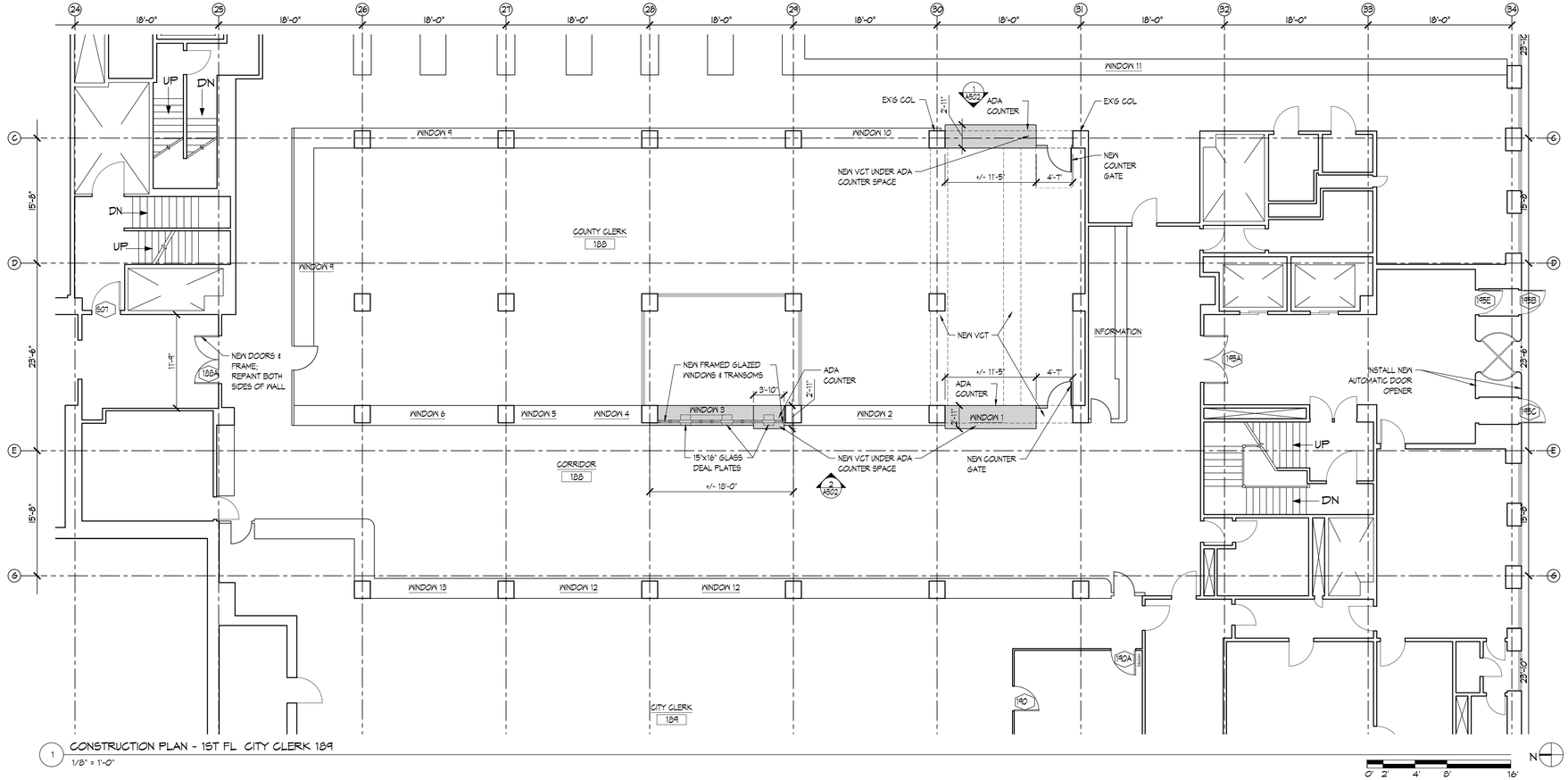

1 CONSTRUCTION PLAN - 1ST FL CITY CLERK 189
1/8" = 1'-0"

KINGS COUNTY SUPREME COURT BUILDING ACCESSIBILITY RENOVATIONS

360 Adams Street
Brooklyn NY 11201

Conditions

ALL IDEAS, DESIGNS, ARRANGEMENTS AND PLANS INDICATED OR REPRESENTED BY THIS DRAWING ARE OWNED BY, AND THE PROPERTY OF RONNETTE RILEY ARCHITECT AND WERE CREATED, EVOLVED AND DEVELOPED FOR THE USE ON, AND IN CONNECTION WITH THE SPECIFIED PROJECT.
NONE OF SUCH IDEAS, DESIGNS, ARRANGEMENTS OR PLANS SHALL BE USED BY OR DISCLOSED TO ANY PERSON, FIRM OR CORPORATION FOR ANY PURPOSE WHATSOEVER WITHOUT THE WRITTEN PERMISSION OF RONNETTE RILEY ARCHITECT.

© Copyright Ronnette Riley *Architect* 2021

Ronnette Riley *Architect*

494 Eighth Avenue, 15th Floor
New York, NY 10001
T 212 594 4015
F 212 594 2868
www.ronnetteriley.com

MEP Engineer:

Loring Consulting Engineers, Inc.
360 West 31st Street, 14th Floor
New York, NY 10001-2727
T 212-563 7400
www.loringengineers.com
New York City .Washington, DC . Princeton . Durham . Toronto

Structural Engineer:

Silman
32 Old Slip, 10th Floor
New York, NY 10005
T 212-620 7970
www.Silman.com

Rev	Date	Issue
	11 JUN 2021	Issue for SD Review
	22 OCT 2021	DD Review
	23 NOV 2021	DD Submission
	4 MAR 2022	Issue for Final DD
	6 DEC 2022	CD Review
	23 MAR 2023	CD FINAL

Title

1ST FL ENLARGED PLANS

Date	06-11-2021
Project No.	4107
Drawing By	SN
CHK By	BTL
Scale	As Noted

A402 .00 (DOB Rev)
_ of __

DOB SCAN

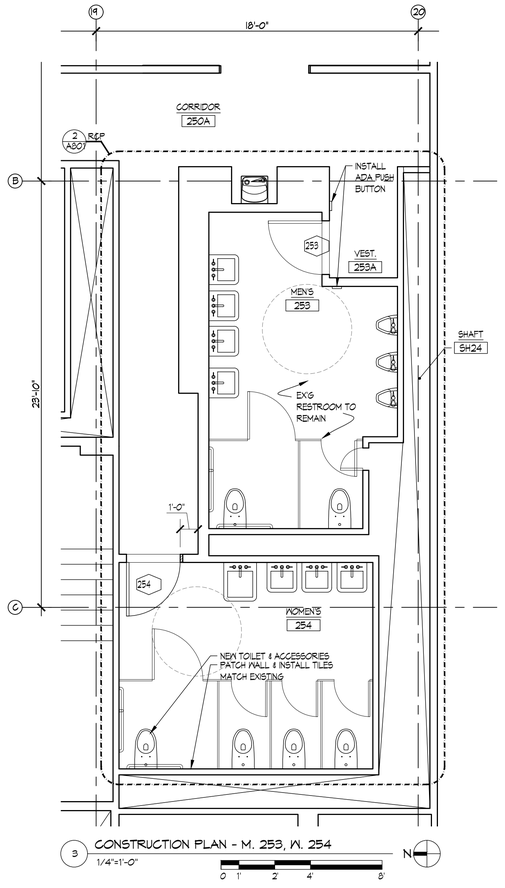

3 CONSTRUCTION PLAN - M. 253, W. 254
1/4"=1'-0"

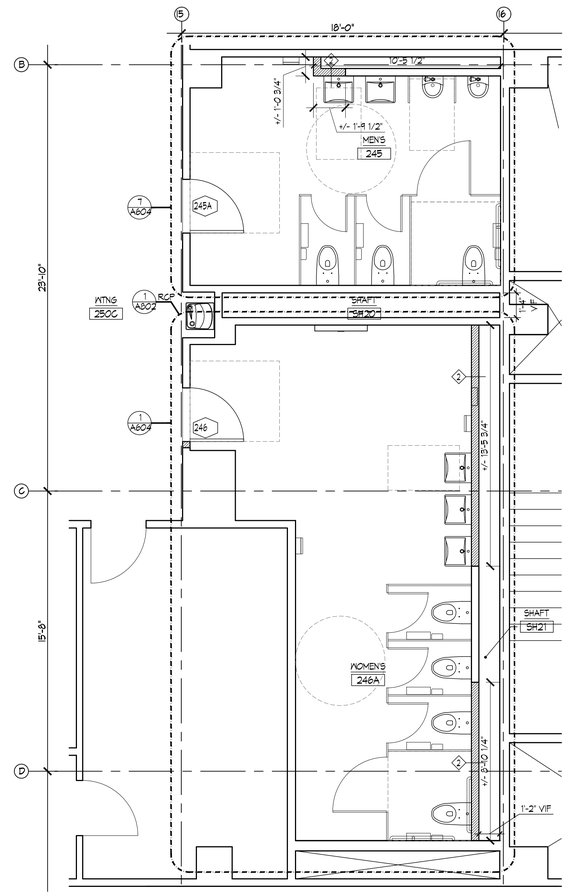

2 CONSTRUCTION PLAN - M. 246 W. 246A
1/4"=1'-0"

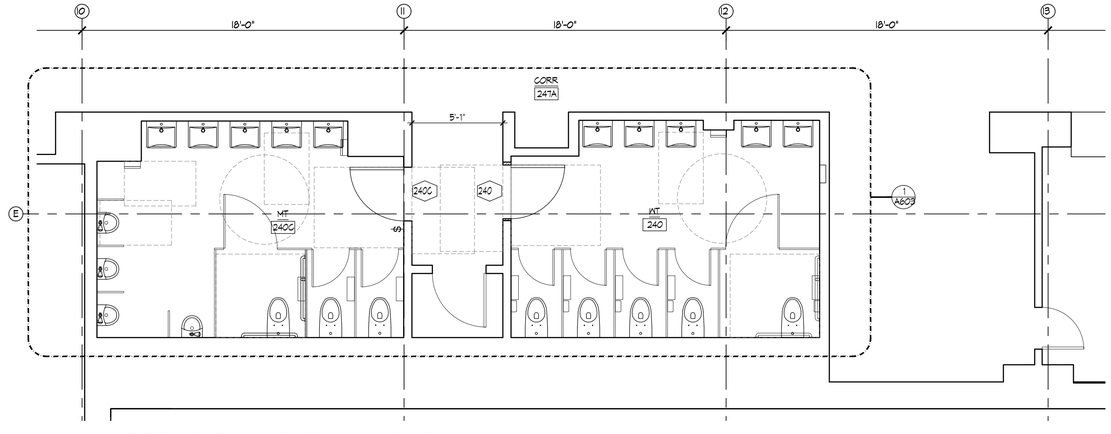

1 CONSTRUCTION PLAN - M. TOILET 240C & W. TOILET 240
1/4"=1'-0"

KINGS COUNTY SUPREME COURT BUILDING ACCESSIBILITY RENOVATIONS

360 Adams Street
Brooklyn NY 11201

Conditions

ALL IDEAS, DESIGN, ARRANGEMENTS AND PLANS INDICATED OR REPRESENTED BY THIS DRAWING ARE OWNED BY, AND THE PROPERTY OF RONNETTE RILEY ARCHITECT AND WERE CREATED, EVOLVED AND DEVELOPED FOR THE USE ON, AND IN CONNECTION WITH THE SPECIFIED PROJECT.
NONE OF SUCH IDEAS, DESIGNS, ARRANGEMENTS OR PLANS SHALL BE USED BY OR DISCLOSED TO ANY PERSON, FIRM OR CORPORATION FOR ANY PURPOSE WHATSOEVER WITHOUT THE WRITTEN PERMISSION OF RONNETTE RILEY ARCHITECT.

© Copyright Ronnette Riley *Architect* 2021

Ronnette Riley *Architect*

494 Eighth Avenue, 15th Floor
New York, NY 10001
T 212 594 4015
F 212 594 2868
www.ronnetteriley.com

MEP Engineer:

Loring Consulting Engineers, Inc.
360 West 31st Street, 14th Floor
New York, NY 10001-2727
T 212-563 7400
www.loringengineers.com
New York City .Washington, DC . Princeton . Durham . Toronto

Structural Engineer:

Silman
32 Old Slip, 10th Floor
New York, NY 10005
T 212-620 7970
www.Silman.com

Rev	Date	Issue
	11 JUN 2021	Issue for SD Review
	22 OCT 2021	DD Review
	23 NOV 2021	DD Submission
	4 MAR 2022	Issue for Final DD
	6 DEC 2022	CD Review
	23 MAR 2023	CD FINAL

Title

2ND FL ENLARGED PLANS - 1

Date	06-11-2021
Project No.	4107
Drawing By	SN/CQ
CHK By	BTZ
Scale	1/4" = 1'-0"

DOB Rev
A403 .00
_ of __

DOB SCAN

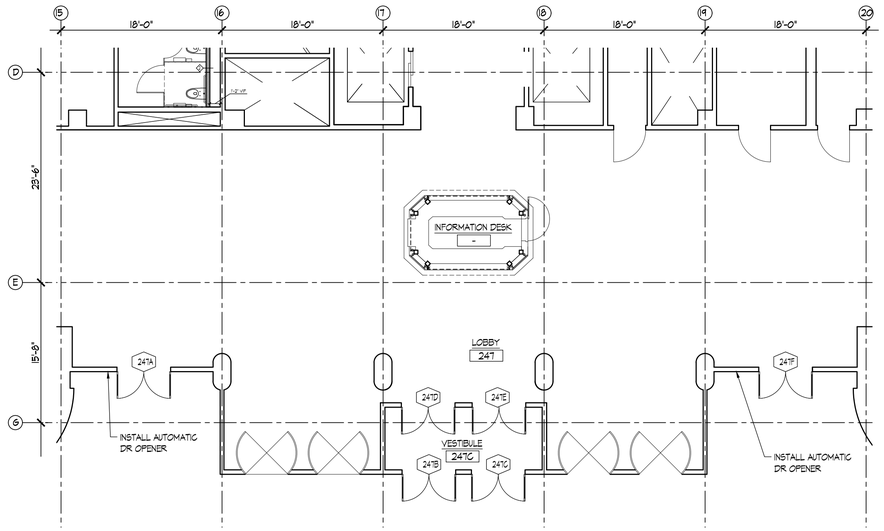

4 CONSTRUCTION - LOBBY 247
1/8"=1'-0"

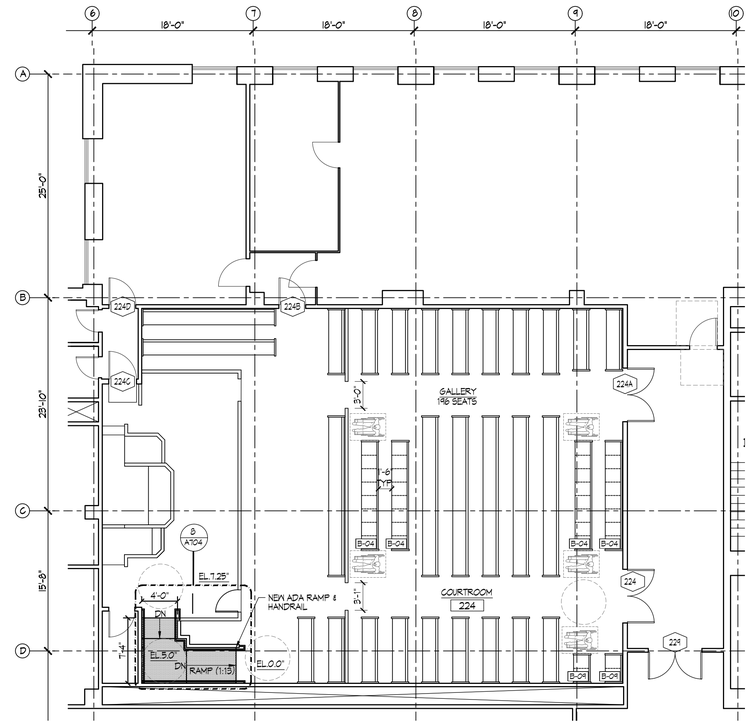

3 CONSTRUCTION PLAN - COUTROOM 224
1/8"=1'-0"

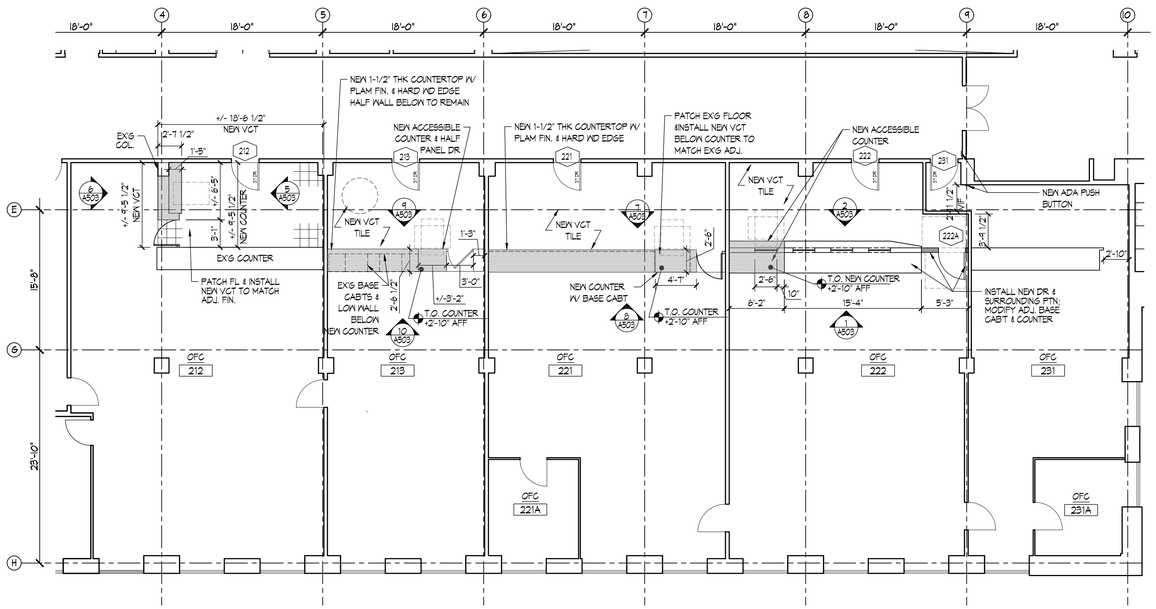

2 CONSTRUCTION PLAN - OFFICES
1/8"=1'-0"

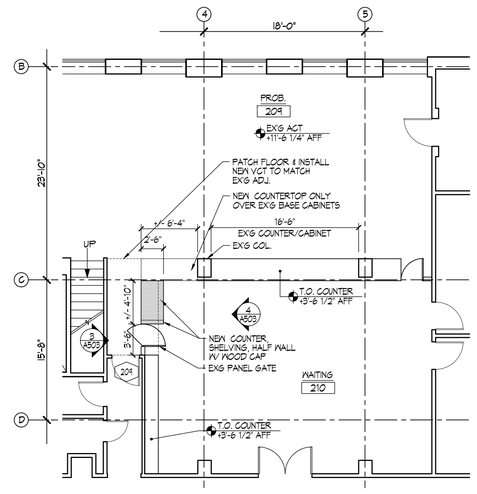

1 CONSTRUCTION PLAN - WAITING 209-210
1/8"=1'-0"

KINGS COUNTY SUPREME COURT BUILDING ACCESSIBILITY RENOVATIONS

360 Adams Street
Brooklyn NY 11201

Conditions

ALL IDEAS, DESIGN, ARRANGEMENTS AND PLANS INDICATED OR REPRESENTED BY THIS DRAWING ARE OWNED BY, AND THE PROPERTY OF RONNETTE RILEY ARCHITECT AND WERE CREATED, EVOLVED AND DEVELOPED FOR THE USE ON, AND IN CONNECTION WITH THE SPECIFIED PROJECT.
NONE OF SUCH IDEAS, DESIGNS, ARRANGEMENTS OR PLANS SHALL BE USED BY OR DISCLOSED TO ANY PERSON, FIRM OR CORPORATION FOR ANY PURPOSE WHATSOEVER WITHOUT THE WRITTEN PERMISSION OF RONNETTE RILEY ARCHITECT.

© Copyright Ronnette Riley *Architect* 2021

Ronnette Riley *Architect*

494 Eighth Avenue, 15th Floor
New York, NY 10001
T 212 594 4015
F 212 594 2868
www.ronnetteriley.com

MEP Engineer:

Loring Consulting Engineers, Inc.
360 West 31st Street, 14th Floor
New York, NY 10001-2727
T 212-563 7400
www.loringengineers.com
New York City .Washington, DC . Princeton . Durham . Toronto

Structural Engineer:

Silman
32 Old Slip, 10th Floor
New York, NY 10005
T 212-620 7970
www.Silman.com

Rev	Date	Issue
	11 JUN 2021	Issue for SD Review
	22 OCT 2021	DD Review
	23 NOV 2021	DD Submission
	4 MAR 2022	Issue for Final DD
	6 DEC 2022	CD Review
	23 MAR 2023	CD FINAL

Title

2ND FL ENLARGED PLANS - 2

Date	06-11-2021
Project No.	4107
Drawing By	SN/CQ
CHK By	BTZ
Scale	1/8" = 1'-0"

DOB Rev

A404 .00

_ of __

DOB SCAN

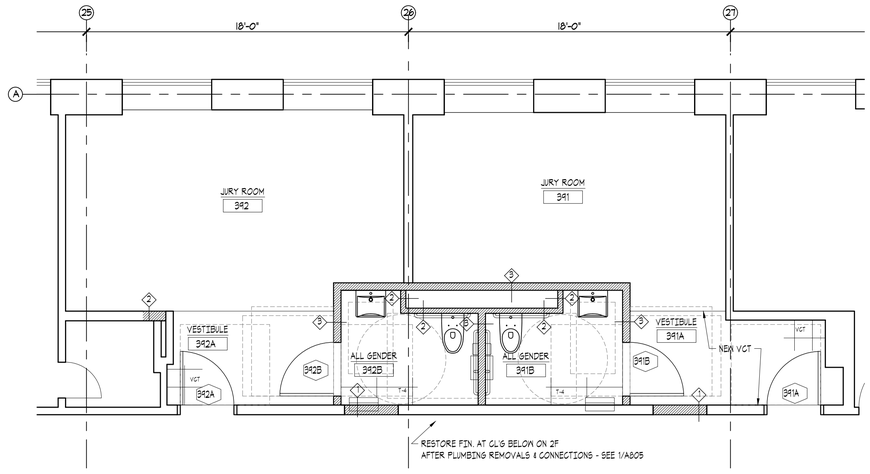

7 CONSTRUCTION PLANJURY ROOMS 391 & 392
1/4"=1'-0"

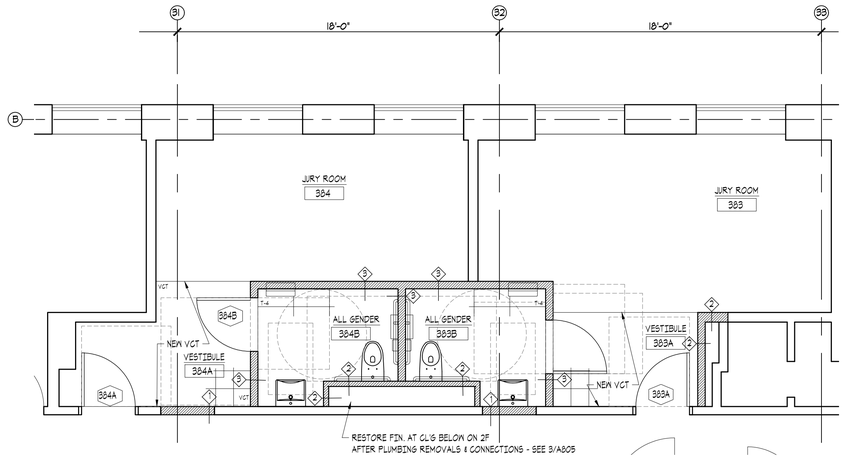

6 CONSTRUCTION PLAN JURY ROOMS 383 &384
1/4"=1'-0"

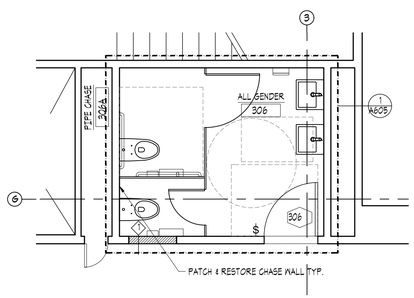

5 CONSTRUCTION PLAN - 306
1/4"=1'-0"

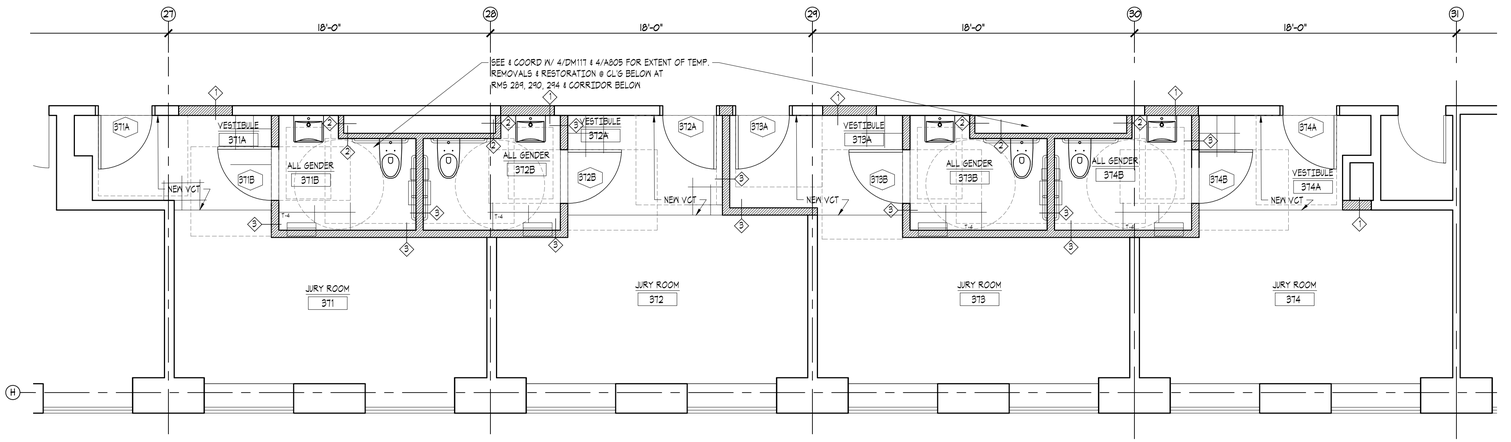

4 CONSTRUCTION PLAN JURY ROOMS
1/4"=1'-0"

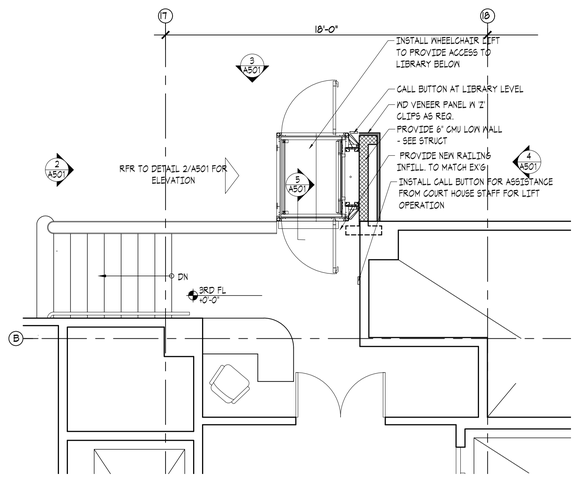

3 CONSTRUCTION PLAN - STAIRS30C
1/4"=1'-0"

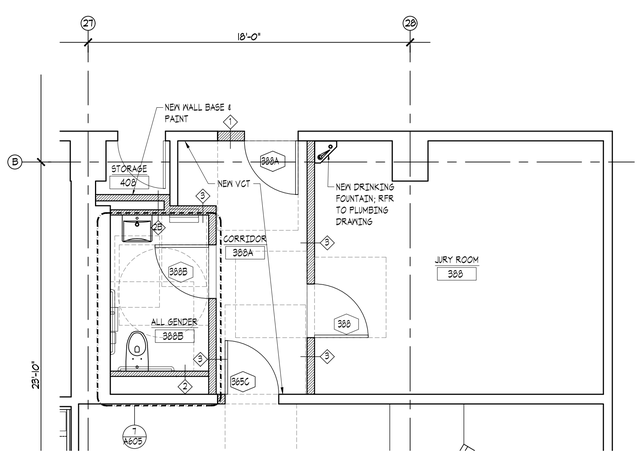

2 CONSTRUCTION PLAN - 388B
1/4"=1'-0"

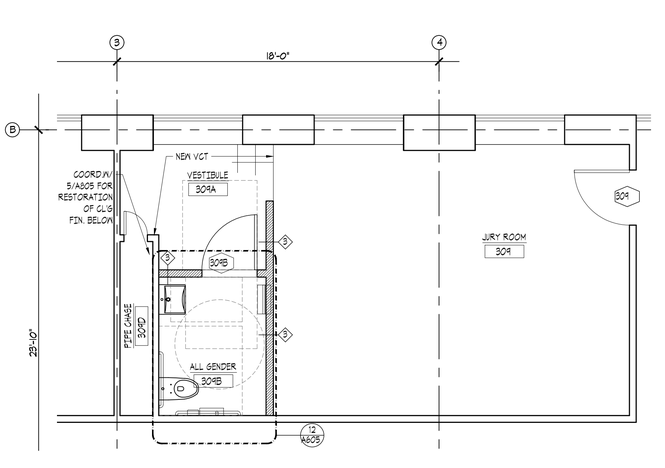

1 CONSTRUCTION PLAN - JR 309
1/4"=1'-0"

11 JUN 2021	Issue for SD Review
22 OCT 2021	DD Review
23 NOV 2021	DD Submission
4 MAR 2022	Issue for Final DD
6 DEC 2022	CD Review
23 MAR 2023	CD FINAL

3RD FL
ENLARGED PLANS - 1

SN
BTL
1/4" = 1'-0"

A405 .00
_ of __

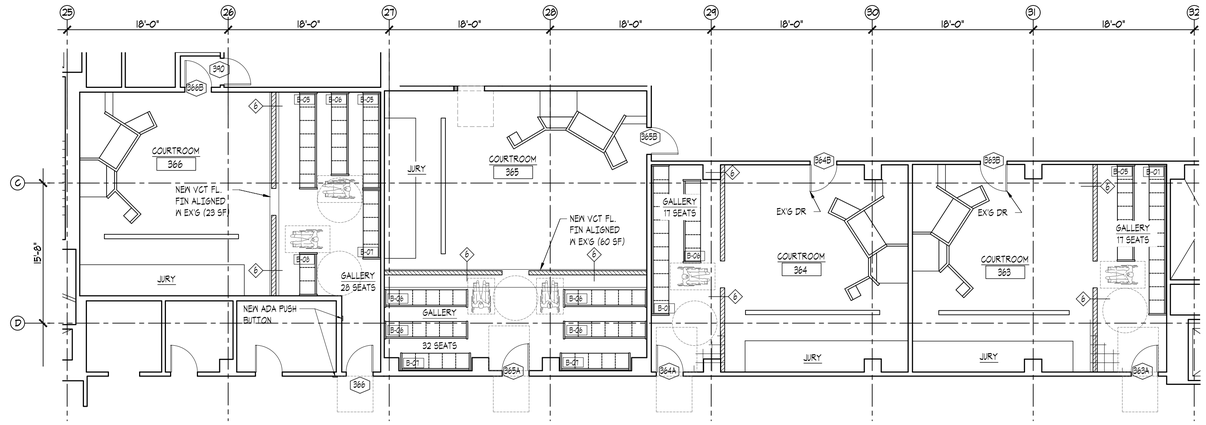

4 CT RM 363, 364, 365 & 366 CONSTRUCTION PLAN
1/8"=1'-0"

N
0 2' 4' 8' 16'

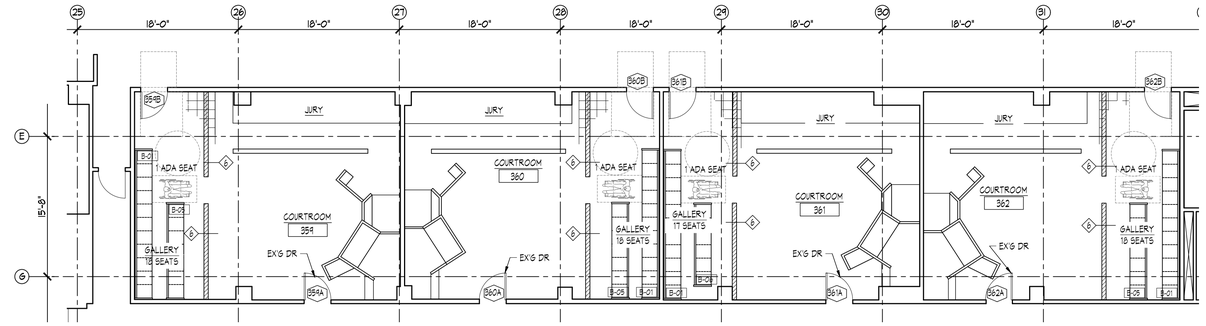

3 CONSTRUCTION PLAN CT RM 359, 360, 361 & 362
1/8"=1'-0"

N
0 2' 4' 8' 16'

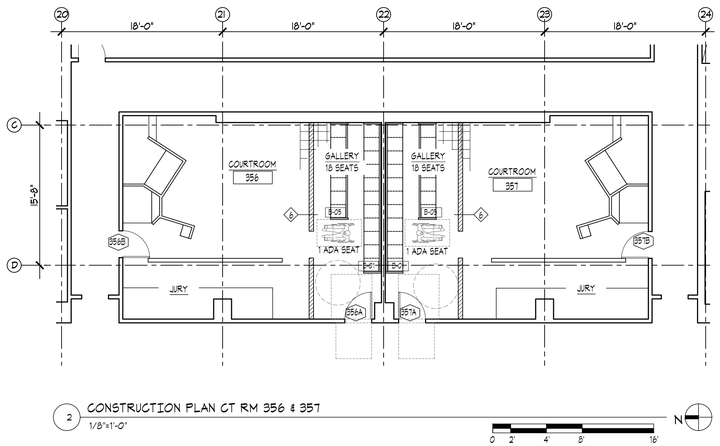

2 CONSTRUCTION PLAN CT RM 356 & 357
1/8"=1'-0"

N
0 2' 4' 8' 16'

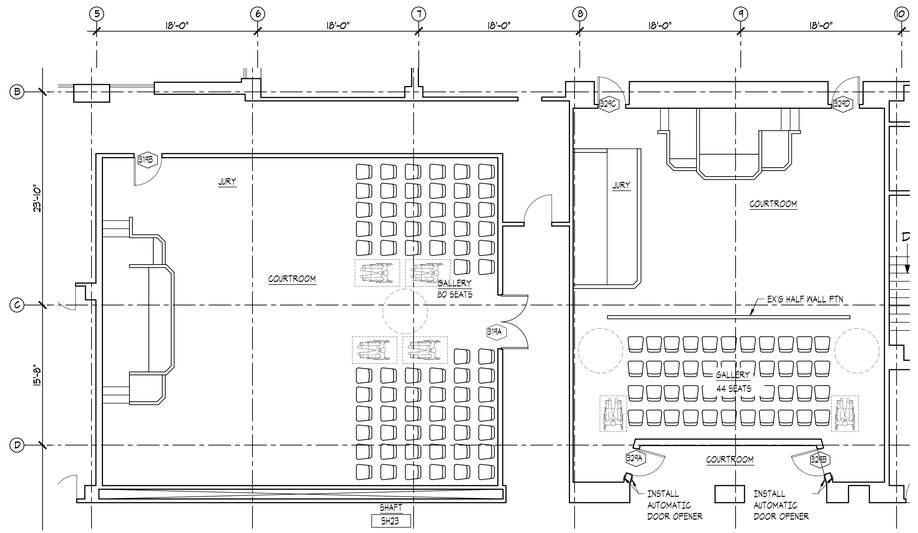

1 CONSTRUCTION PLAN - CT RM 319 & 329
1/8"=1'-0"

N
0 2' 4' 8' 16'

11 JUN 2021	Issue for SD Review
22 OCT 2021	DD Review
23 NOV 2021	DD Submission
4 MAR 2022	Issue for Final DD
6 DEC 2022	CD Review
23 MAR 2023	CD FINAL

3RD FL
ENLARGED PLANS - 2

SJ
BTL
1/8" = 1'-0"

A406 .00
_ of __

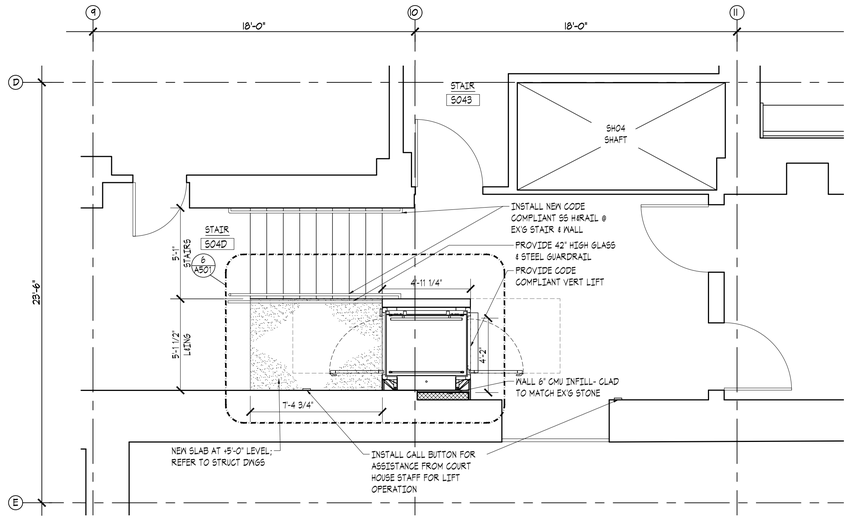

4 STAIR 504D, CONSTRUCTION PLAN
1/4"=1'-0"

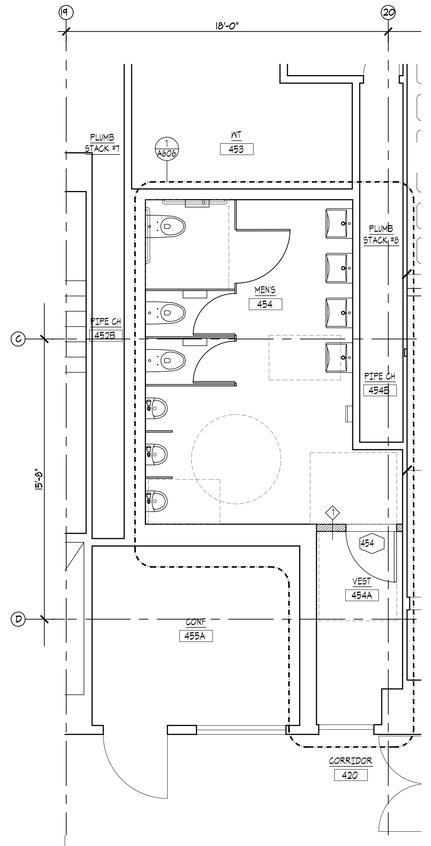

3 M. TOILET 454, CONSTRUCTION PLAN
1/4"=1'-0"

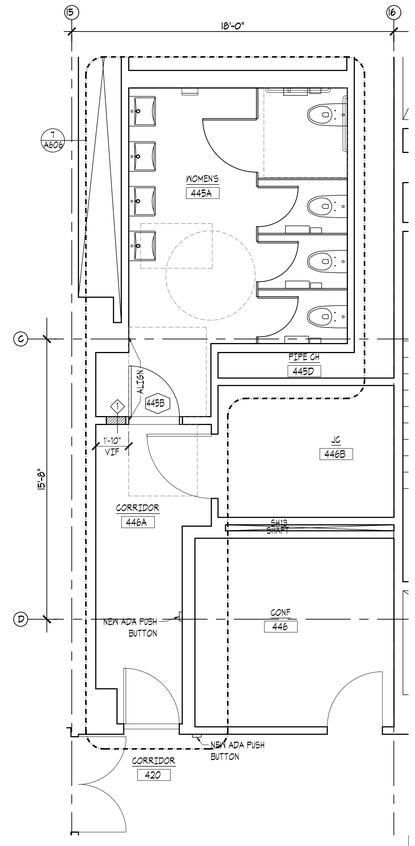

2 W. TOILET 445A, CONSTRUCTION PLAN
1/4"=1'-0"

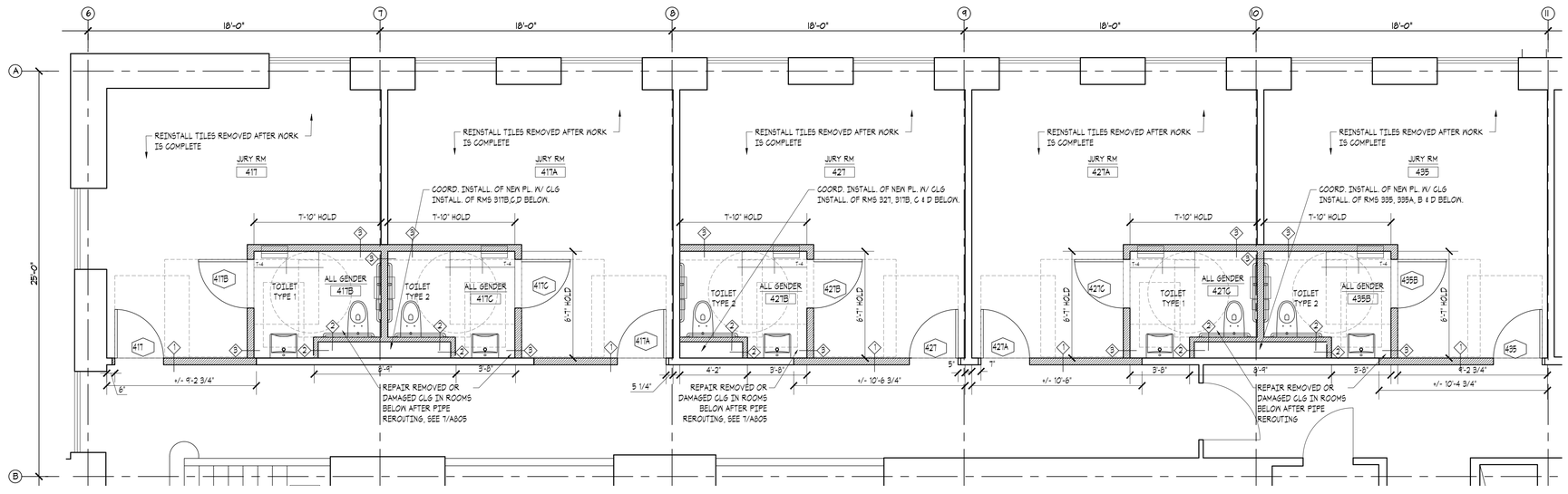

1 JURY RM 417, 417A, 427, 427A, 435, CONSTRUCTION PLAN
1/4"=1'-0"

KINGS COUNTY SUPREME COURT BUILDING ACCESSIBILITY RENOVATIONS

360 Adams Street
Brooklyn NY 11201

Conditions

ALL IDEAS, DESIGNS, ARRANGEMENTS AND PLANS INDICATED OR REPRESENTED BY THIS DRAWING ARE OWNED BY, AND THE PROPERTY OF RONNETTE RILEY ARCHITECT AND WERE CREATED, EVOLVED AND DEVELOPED FOR THE USE ON, AND IN CONNECTION WITH THE SPECIFIED PROJECT.
NONE OF SUCH IDEAS, DESIGNS, ARRANGEMENTS OR PLANS SHALL BE USED BY OR DISCLOSED TO ANY PERSON, FIRM OR CORPORATION FOR ANY PURPOSE WHATSOEVER WITHOUT THE WRITTEN PERMISSION OF RONNETTE RILEY ARCHITECT.

© Copyright Ronnette Riley *Architect* 2021

Ronnette Riley *Architect*

494 Eighth Avenue, 15th Floor
New York, NY 10001
T 212 594 4015
F 212 594 2868
www.ronnetteriley.com

MEP Engineer:

Loring Consulting Engineers, Inc.
360 West 31st Street, 14th Floor
New York, NY 10001-2727
T 212-563 7400
www.loringengineers.com
New York City .Washington, DC . Princeton . Durham . Toronto

Structural Engineer:

Silman
32 Old Slip, 10th Floor
New York, NY 10005
T 212-620 7970
www.Silman.com

Rev	Date	Issue
	11 JUN 2021	Issue for SD Review
	22 OCT 2021	DD Review
	23 NOV 2021	DD Submission
	4 MAR 2022	Issue for Final DD
	6 DEC 2022	CD Review
	23 MAR 2023	CD FINAL

Title
4TH FL
ENLARGED PLANS -1

Date	06-11-2021
Project No.	4107
Drawing By	KGS
CHK By	BL
Scale	1/4" = 1'-0"

DOB Rev
A407 .00
_ of __

DOB SCAN

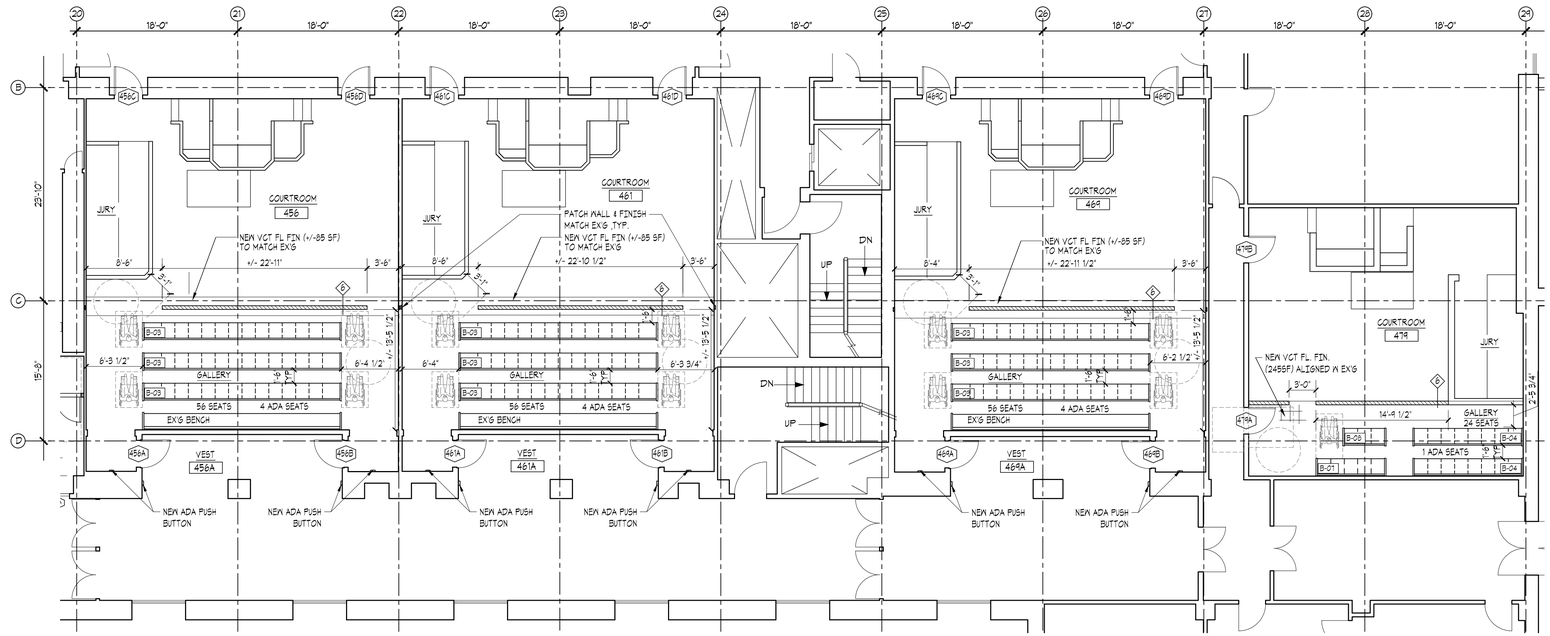

3 CONSTRUCTION PLAN - CT RM 456, 461, 469 & 479
1/8"=1'-0"

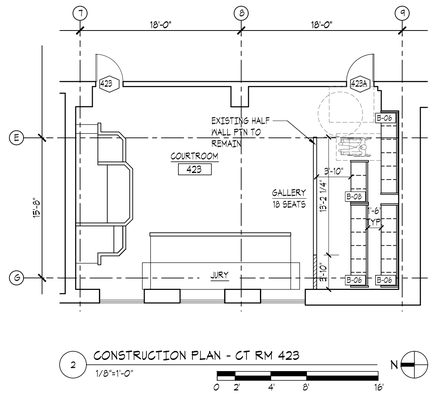

2 CONSTRUCTION PLAN - CT RM 423
1/8"=1'-0"

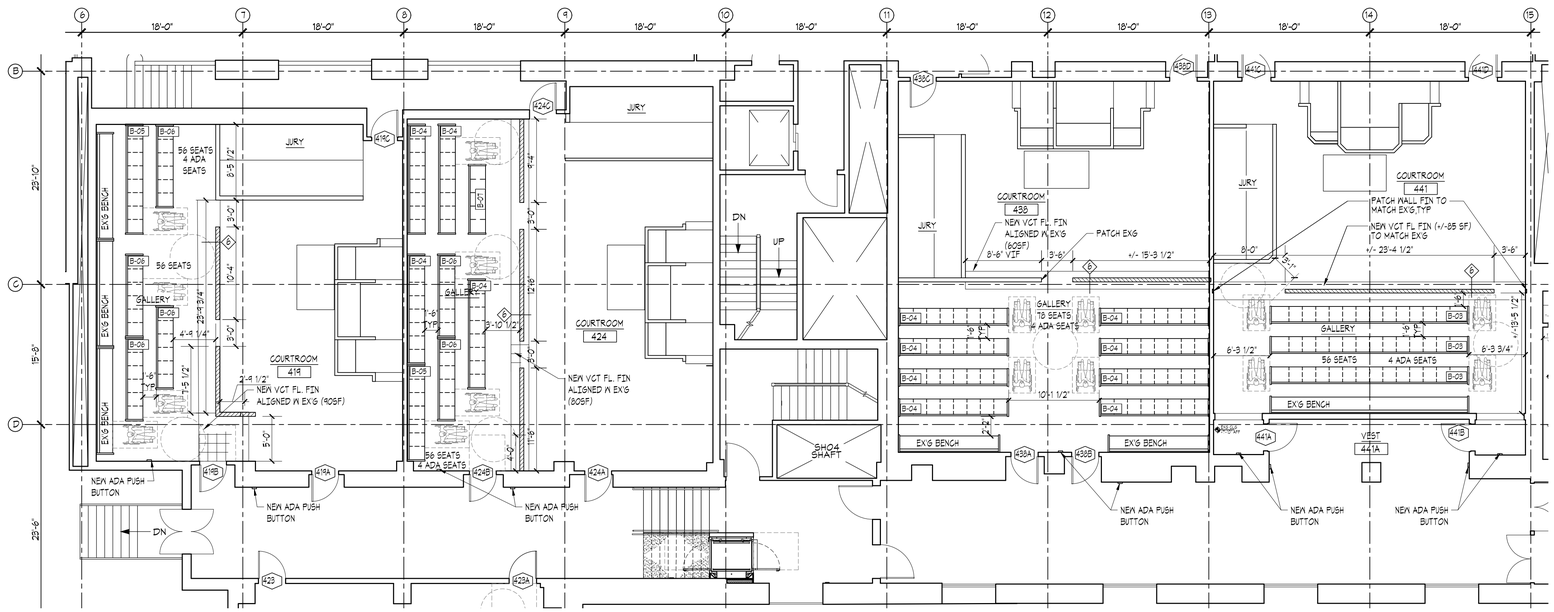

1 CONSTRUCTION PLAN - CT RM 419, 424, 438 & 441
1/8"=1'-0"

KINGS COUNTY SUPREME COURT BUILDING ACCESSIBILITY RENOVATIONS

360 Adams Street
Brooklyn NY 11201

Conditions

ALL IDEAS, DESIGNS, ARRANGEMENTS AND PLANS INDICATED OR REPRESENTED BY THIS DRAWING ARE OWNED BY, AND THE PROPERTY OF RONNETTE RILEY ARCHITECT AND WERE CREATED, EVOLVED AND DEVELOPED FOR THE USE ON, AND IN CONNECTION WITH THE SPECIFIED PROJECT.
NONE OF SUCH IDEAS, DESIGNS, ARRANGEMENTS OR PLANS SHALL BE USED BY OR DISCLOSED TO ANY PERSON, FIRM OR CORPORATION FOR ANY PURPOSE WHATSOEVER WITHOUT THE WRITTEN PERMISSION OF RONNETTE RILEY ARCHITECT.

© Copyright Ronnette Riley *Architect* 2021

Ronnette Riley *Architect*

494 Eighth Avenue, 15th Floor
New York, NY 10001
T 212 594 4015
F 212 594 2868
www.ronnetteriley.com

MEP Engineer:

Loring Consulting Engineers, Inc.
360 West 31st Street, 14th Floor
New York, NY 10001-2727
T 212-563 7400
www.loringengineers.com
New York City .Washington, DC . Princeton . Durham . Toronto

Structural Engineer:

Silman
32 Old Slip, 10th Floor
New York, NY 10005
T 212-620 7970
www.Silman.com

Rev	Date	Issue
	11 JUN 2021	Issue for SD Review
	22 OCT 2021	DD Review
	23 NOV 2021	DD Submission
	4 MAR 2022	Issue for Final DD
	6 DEC 2022	CD Review
	23 MAR 2023	CD FINAL

Title

4TH FL
ENLARGED PLANS - 2

Date	06-11-2021
Project No.	4107
Drawing By	JS
CHK By	BTL
Scale	1/8" = 1'-0"

DOB Rev
A408 .00
_ of __

DOB SCAN

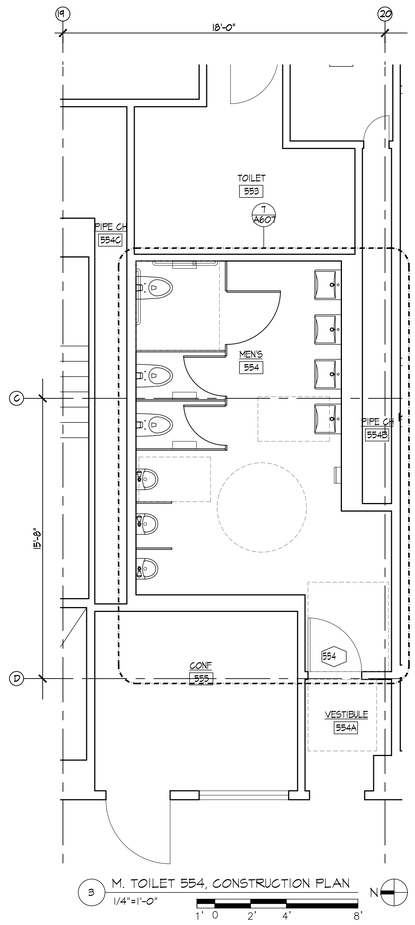

3 M. TOILET 554, CONSTRUCTION PLAN
1/4"=1'-0"

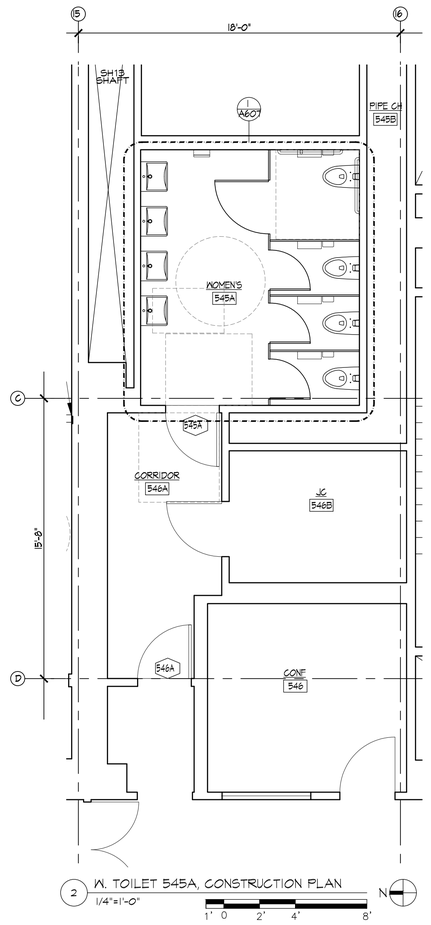

2 W. TOILET 545A, CONSTRUCTION PLAN
1/4"=1'-0"

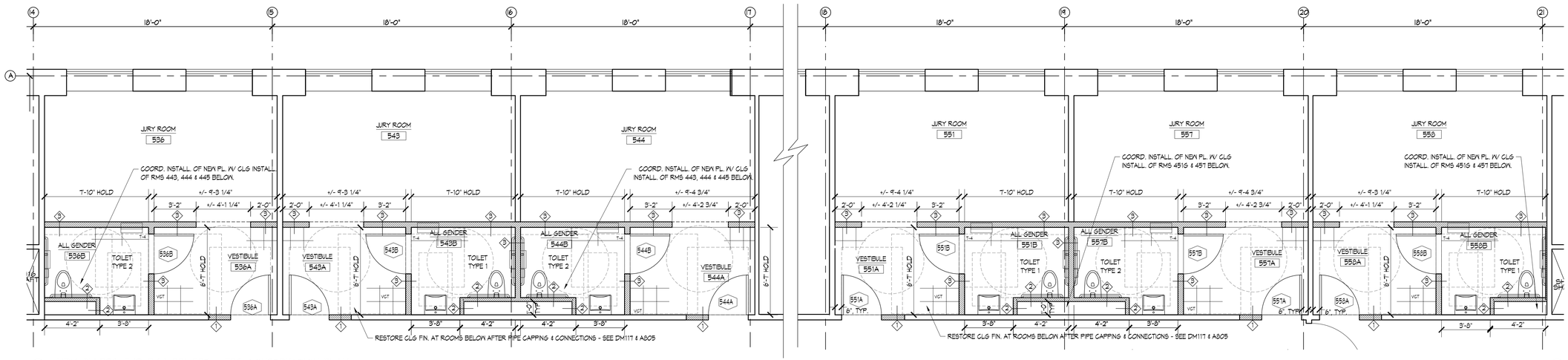

1 JURY RM 536, 543, 544, 551, 557 & 558 CONSTRUCTION PLAN
1/4"=1'-0"

KINGS COUNTY SUPREME COURT BUILDING ACCESSIBILITY RENOVATIONS

360 Adams Street
Brooklyn NY 11201

Conditions

ALL IDEAS, DESIGNS, ARRANGEMENTS AND PLANS INDICATED OR REPRESENTED BY THIS DRAWING ARE OWNED BY, AND THE PROPERTY OF RONNETTE RILEY ARCHITECT AND WERE CREATED, EVOLVED AND DEVELOPED FOR THE USE ON, AND IN CONNECTION WITH THE SPECIFIED PROJECT.
NONE OF SUCH IDEAS, DESIGNS, ARRANGEMENTS OR PLANS SHALL BE USED BY OR DISCLOSED TO ANY PERSON, FIRM OR CORPORATION FOR ANY PURPOSE WHATSOEVER WITHOUT THE WRITTEN PERMISSION OF RONNETTE RILEY ARCHITECT.

© Copyright Ronnette Riley *Architect* 2021

Ronnette Riley *Architect*

494 Eighth Avenue, 15th Floor
New York, NY 10001
T 212 594 4015
F 212 594 2868
www.ronnetteriley.com

MEP Engineer:

Loring Consulting Engineers, Inc.
360 West 31st Street, 14th Floor
New York, NY 10001-2727
T 212-563 7400
www.loringengineers.com
New York City .Washington, DC . Princeton . Durham . Toronto

Structural Engineer:

Silman
32 Old Slip, 10th Floor
New York, NY 10005
T 212-620 7970
www.Silman.com

Rev	Date	Issue
	11 JUN 2021	Issue for SD Review
	22 OCT 2021	DD Review
	23 NOV 2021	DD Submission
	4 MAR 2022	Issue for Final DD
	6 DEC 2022	CD Review
	23 MAR 2023	CD FINAL

Title

5TH FLOOR ENLARGED PLANS -1

Date	06-11-2021
Project No.	4107
Drawing By	KGS
CHK By	BL
Scale	1/4" = 1'-0"

DOB Rev
A409 .00
_ of __

DOB SCAN

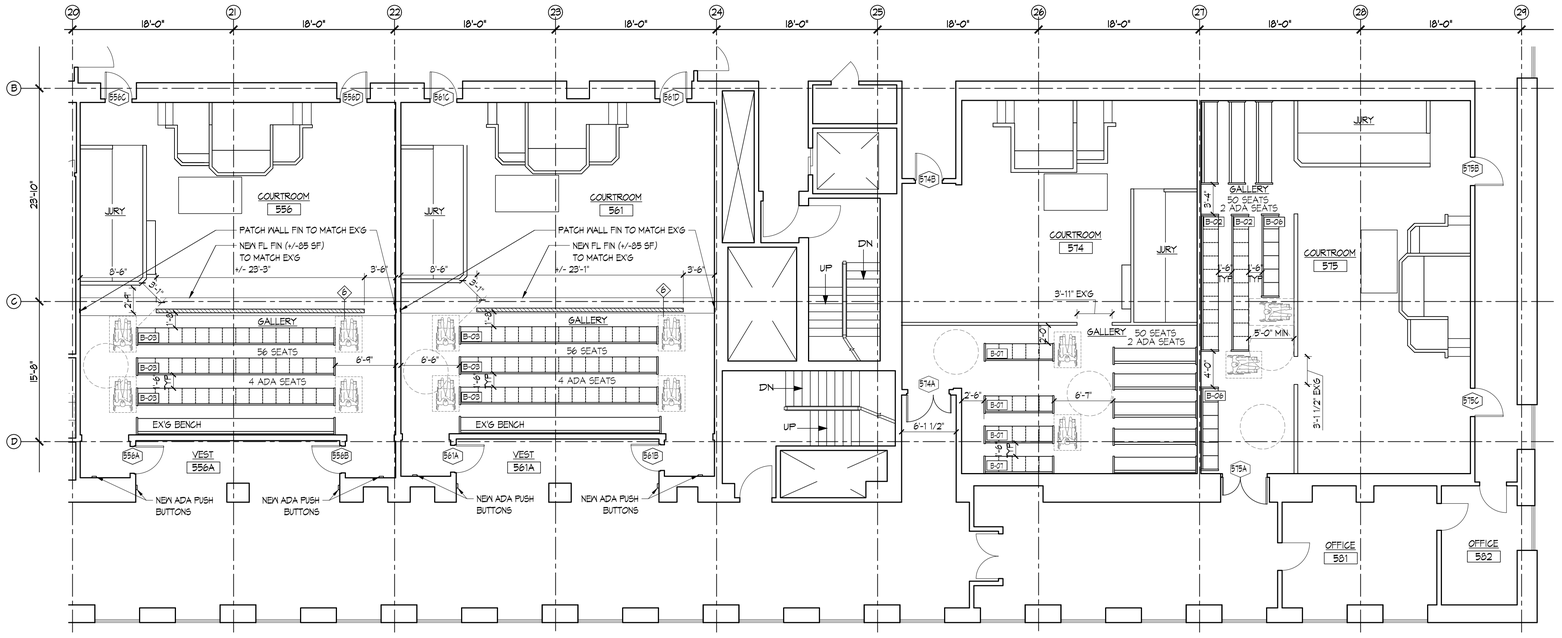

2 JURY RM 574, 575, 556 & 561 CONSTRUCTION PLAN

1/8"=1'-0"

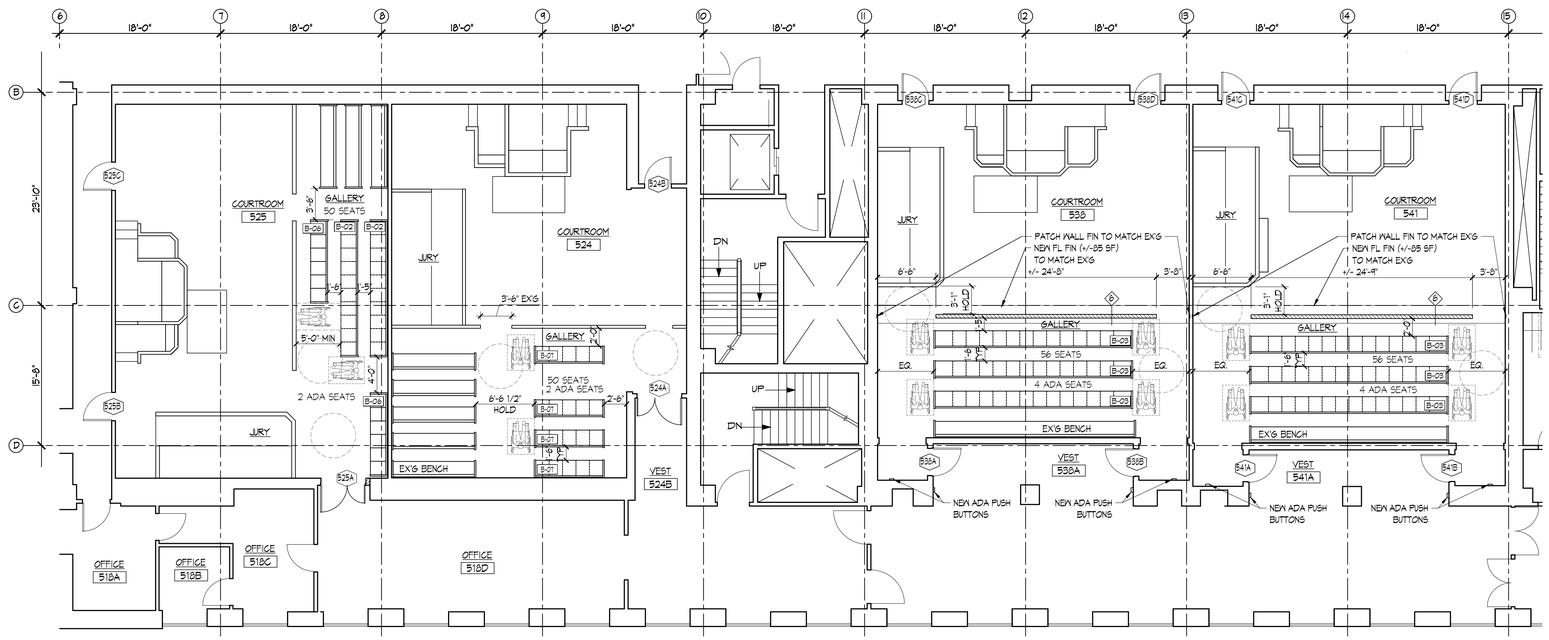

1 JURY RM 524, 525, 538 & 541 CONSTRUCTION PLAN

1/8"=1'-0"

KINGS COUNTY SUPREME COURT BUILDING ACCESSIBILITY RENOVATIONS

360 Adams Street
Brooklyn NY 11201

Conditions

ALL IDEAS, DESIGNS, ARRANGEMENTS AND PLANS INDICATED OR REPRESENTED BY THIS DRAWING ARE OWNED BY, AND THE PROPERTY OF RONNETTE RILEY ARCHITECT AND WERE CREATED, EVOLVED AND DEVELOPED FOR THE USE ON, AND IN CONNECTION WITH THE SPECIFIED PROJECT.
NONE OF SUCH IDEAS, DESIGNS, ARRANGEMENTS OR PLANS SHALL BE USED BY OR DISCLOSED TO ANY PERSON, FIRM OR CORPORATION FOR ANY PURPOSE WHATSOEVER WITHOUT THE WRITTEN PERMISSION OF RONNETTE RILEY ARCHITECT.

© Copyright Ronnette Riley *Architect* 2021

Ronnette Riley *Architect*

494 Eighth Avenue, 15th Floor
New York, NY 10001
T 212 594 4015
F 212 594 2868
www.ronnetteriley.com

MEP Engineer:

Loring Consulting Engineers, Inc.
360 West 31st Street, 14th Floor
New York, NY 10001-2727
T 212-563 7400
www.loringengineers.com
New York City .Washington, DC . Princeton . Durham . Toronto

Structural Engineer:

Silman
32 Old Slip, 10th Floor
New York, NY 10005
T 212-620 7970
www.Silman.com

Rev	Date	Issue
	11 JUN 2021	Issue for SD Review
	22 OCT 2021	DD Review
	23 NOV 2021	DD Submission
	4 MAR 2022	Issue for Final DD
	6 DEC 2022	CD Review
	23 MAR 2023	CD FINAL

Title

5TH FLOOR ENLARGED PLANS - 2

Date	06-11-2021
Project No.	4107
Drawing By	JS
CHK By	BTL
Scale	1/4" = 1'-0"

A410 .00 (DOB Rev)

_ of __

DOB SCAN

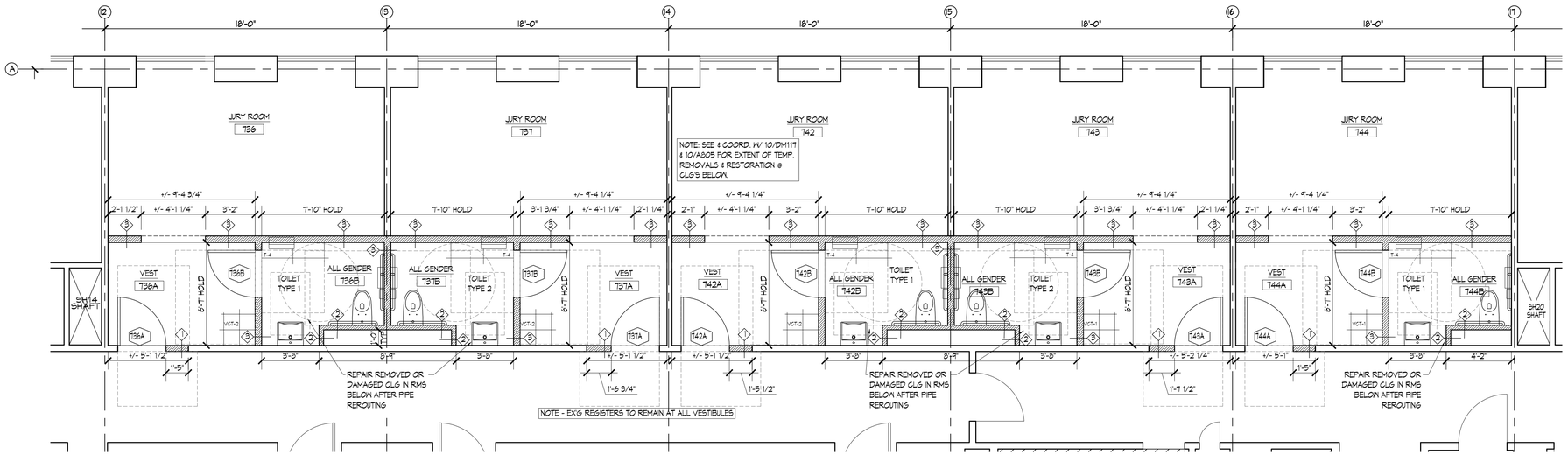

5 CONSTRUCTION PLAN - JURY RM T36, T37, T42, T43, T44
1/4"=1'-0"

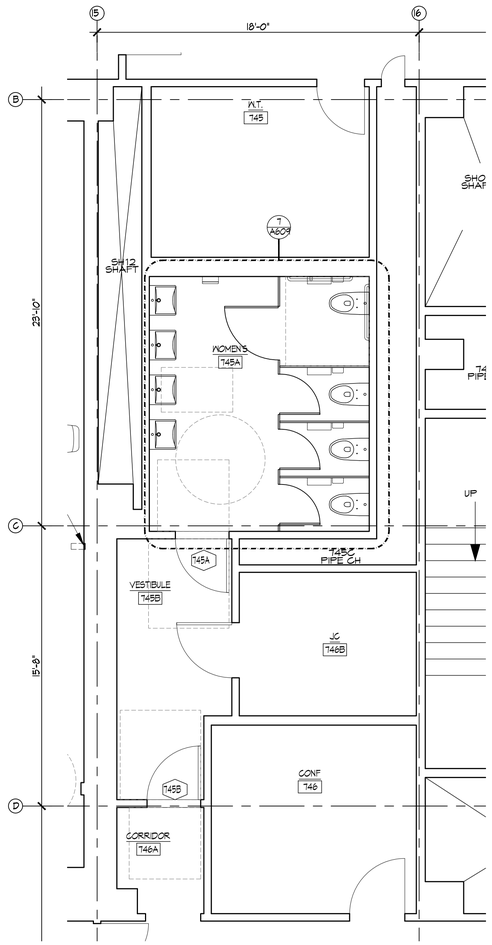

4 CONSTRUCTION PLAN - W. TOILET 745A
1/4"=1'-0"

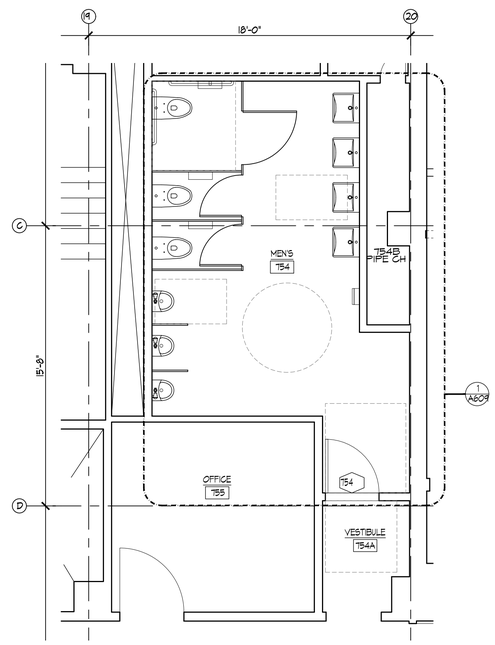

3 CONSTRUCTION PLAN - M. TOILET 754
1/4"=1'-0"

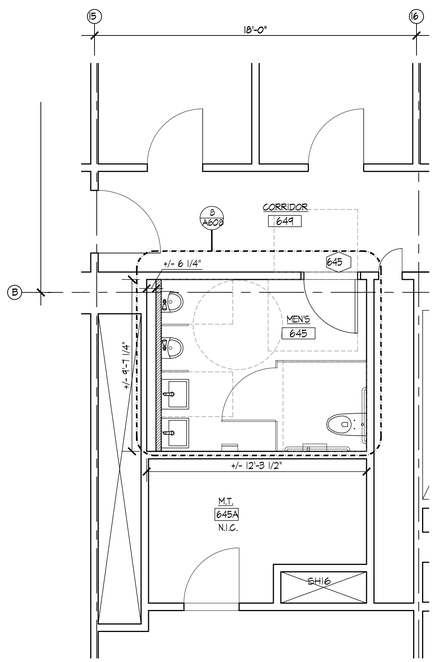

2 CONSTRUCTION PLAN - M. 645
1/4"=1'-0"

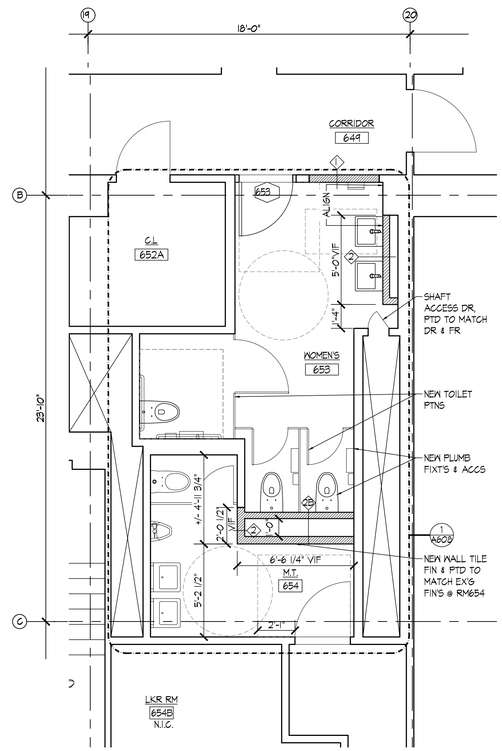

1 CONSTRUCTION PLAN - W. 653
1/4"=1'-0"

KINGS COUNTY SUPREME COURT BUILDING ACCESSIBILITY RENOVATIONS

360 Adams Street
Brooklyn NY 11201

Conditions

ALL IDEAS, DESIGNS, ARRANGEMENTS AND PLANS INDICATED OR REPRESENTED BY THIS DRAWING ARE OWNED BY, AND THE PROPERTY OF RONNETTE RILEY ARCHITECT AND WERE CREATED, EVOLVED AND DEVELOPED FOR THE USE ON, AND IN CONNECTION WITH THE SPECIFIED PROJECT.
NONE OF SUCH IDEAS, DESIGNS, ARRANGEMENTS OR PLANS SHALL BE USED BY OR DISCLOSED TO ANY PERSON, FIRM OR CORPORATION FOR ANY PURPOSE WHATSOEVER WITHOUT THE WRITTEN PERMISSION OF RONNETTE RILEY ARCHITECT.

© Copyright Ronnette Riley *Architect* 2021

Ronnette Riley *Architect*

494 Eighth Avenue, 15th Floor
New York, NY 10001
T 212 594 4015
F 212 594 2868
www.ronnetteriley.com

MEP Engineer:

Loring Consulting Engineers, Inc.
360 West 31st Street, 14th Floor
New York, NY 10001-2727
T 212-563 7400
www.loringengineers.com
New York City .Washington, DC . Princeton . Durham . Toronto

Structural Engineer:

Silman
32 Old Slip, 10th Floor
New York, NY 10005
T 212-620 7970
www.Silman.com

Rev	Date	Issue
	11 JUN 2021	Issue for SD Review
	22 OCT 2021	DD Review
	23 NOV 2021	DD Submission
	4 MAR 2022	Issue for Final DD
	6 DEC 2022	CD Review
	23 MAR 2023	CD FINAL

Title
6TH & 7TH FL
ENLARGED PLANS

Date	06-11-2021
Project No.	4107
Drawing By	SN/CQ
CHK By	BTL
Scale	1/4" = 1'-0"

A411 .00 DOB Rev
_ of __

DOB SCAN

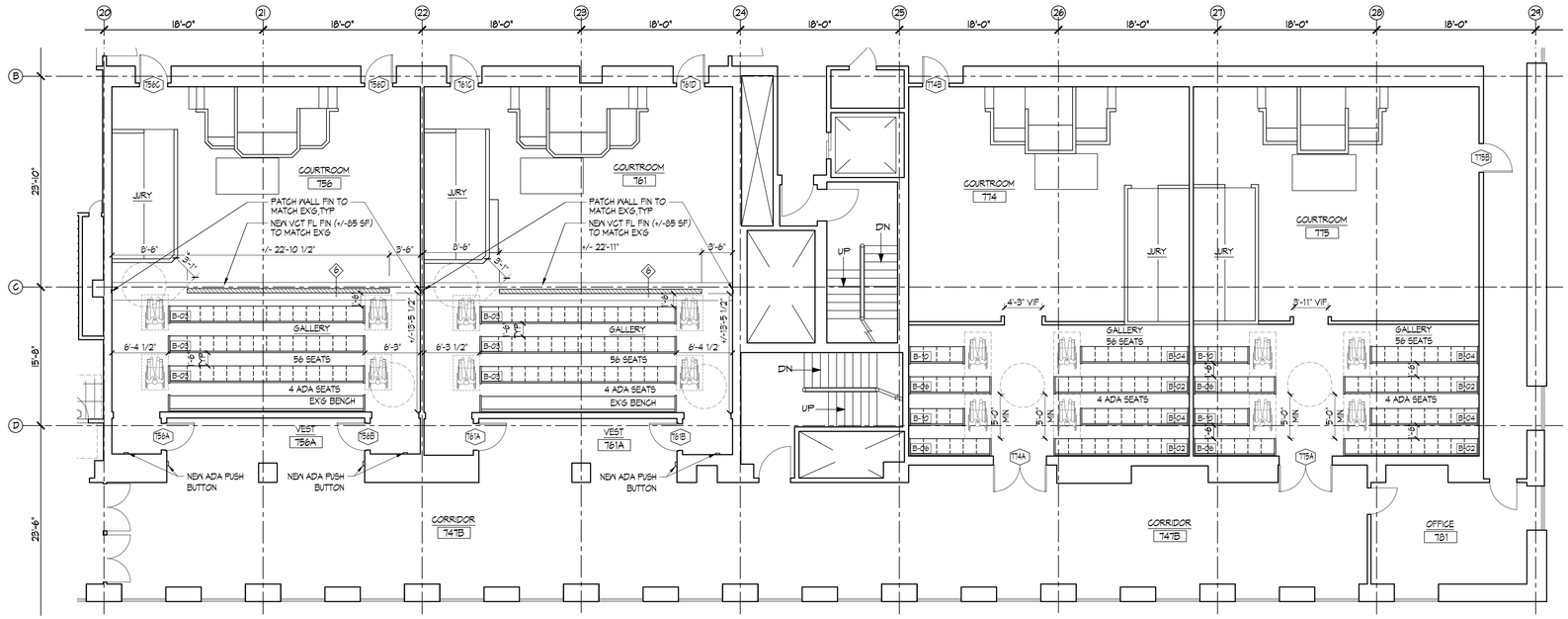

2 CONSTRUCTION PLANS - COURT RMS 756, 761, 774, 775

1/8"=1'-0"

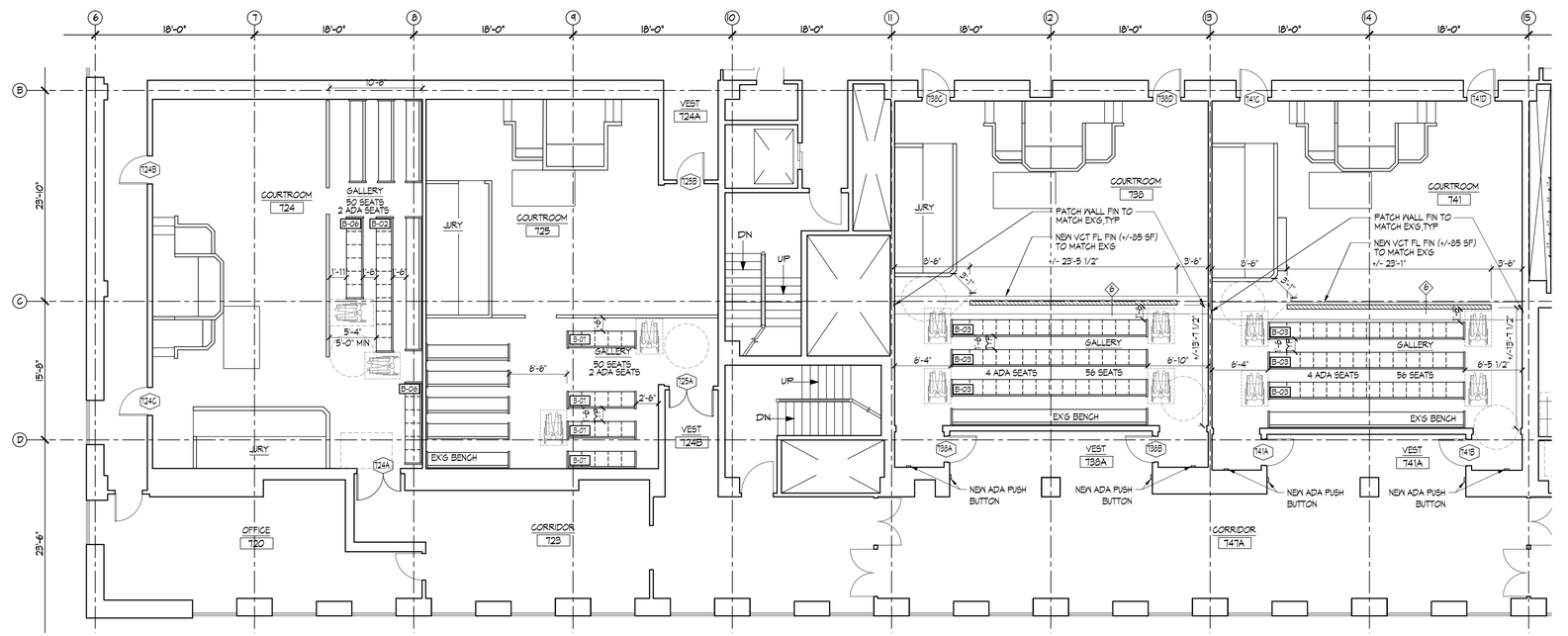

1 CONSTRUCTION PLANS - COURT RMS 724, 725, 738, 741

1/8"=1'-0"

KINGS COUNTY SUPREME COURT BUILDING ACCESSIBILITY RENOVATIONS

360 Adams Street
Brooklyn NY 11201

Conditions

ALL IDEAS, DESIGNS, ARRANGEMENTS AND PLANS INDICATED OR REPRESENTED BY THIS DRAWING ARE OWNED BY, AND THE PROPERTY OF RONNETTE RILEY ARCHITECT AND WERE CREATED, EVOLVED AND DEVELOPED FOR THE USE ON, AND IN CONNECTION WITH THE SPECIFIED PROJECT.
NONE OF SUCH IDEAS, DESIGNS, ARRANGEMENTS OR PLANS SHALL BE USED BY OR DISCLOSED TO ANY PERSON, FIRM OR CORPORATION FOR ANY PURPOSE WHATSOEVER WITHOUT THE WRITTEN PERMISSION OF RONNETTE RILEY ARCHITECT.

© Copyright Ronnette Riley *Architect* 2021

Ronnette Riley *Architect*

494 Eighth Avenue, 15th Floor
New York, NY 10001
T 212 594 4015
F 212 594 2868
www.ronnetteriley.com

MEP Engineer:

Loring Consulting Engineers, Inc.
360 West 31st Street, 14th Floor
New York, NY 10001-2727
T 212-563 7400
www.loringengineers.com
New York City .Washington, DC . Princeton . Durham . Toronto

Structural Engineer:

Silman
32 Old Slip, 10th Floor
New York, NY 10005
T 212-620 7970
www.Silman.com

Rev	Date	Issue
	11 JUN 2021	Issue for SD Review
	22 OCT 2021	DD Review
	23 NOV 2021	DD Submission
	4 MAR 2022	Issue for Final DD
	6 DEC 2022	CD Review
	23 MAR 2023	CD FINAL

Title

7TH FL ENLARGED PLANS

Date	06-11-2021
Project No.	4107
Drawing By	JS
CHK By	BTL
Scale	1/4" = 1'-0"

A412 .00 (DOB Rev)

_ of __

DOB SCAN

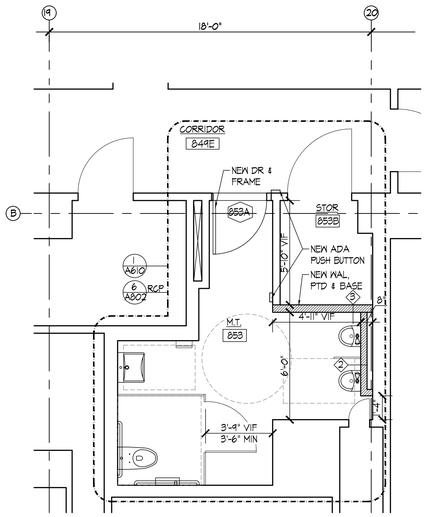

3 M. TOILET 853, CONSTRUCTION PLAN
1/4"=1'-0"

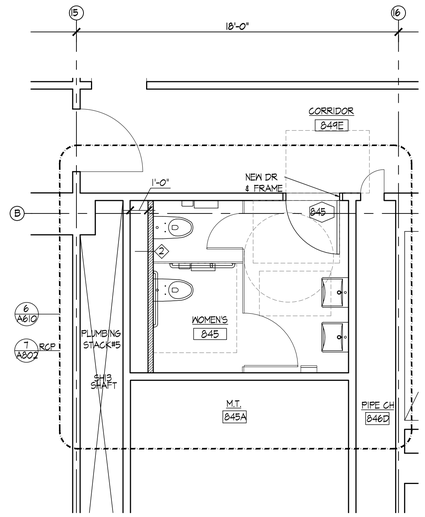

2 M. TOILET 845, CONSTRUCTION PLAN
1/4"=1'-0"

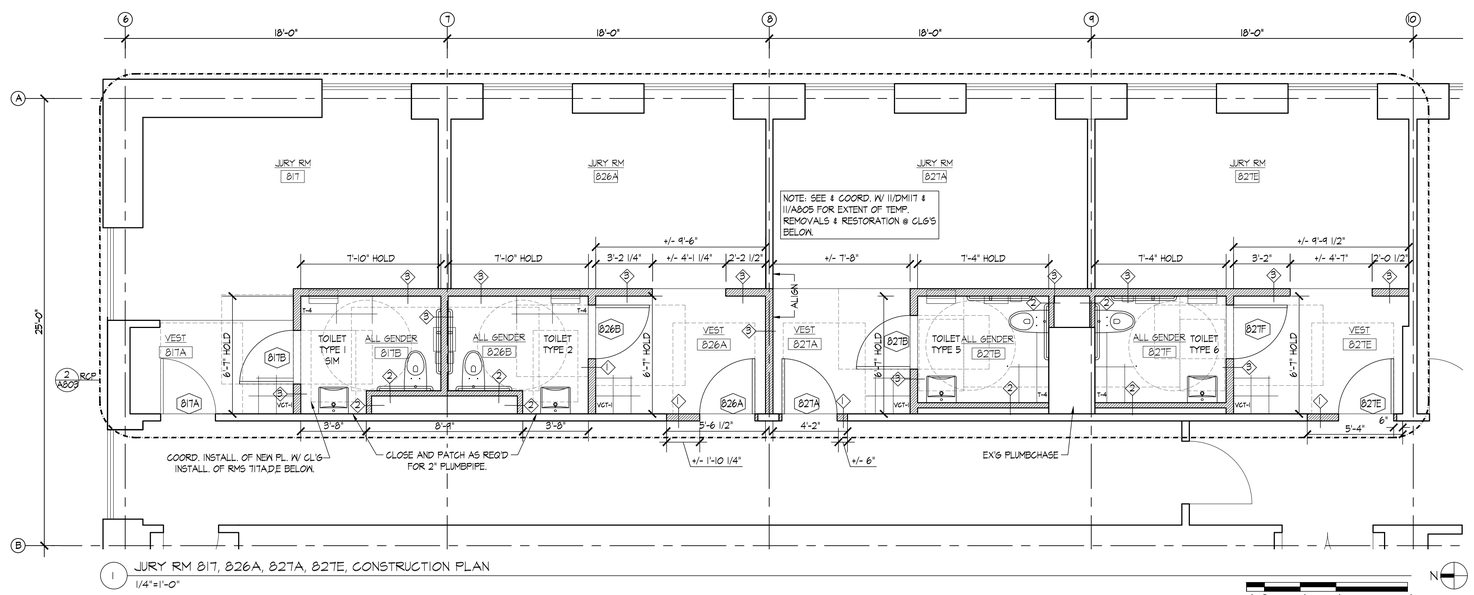

1 JURY RM 817, 826A, 827A, 827E, CONSTRUCTION PLAN
1/4"=1'-0"

KINGS COUNTY SUPREME COURT BUILDING ACCESSIBILITY RENOVATIONS

360 Adams Street
Brooklyn NY 11201

Conditions

ALL IDEAS, DESIGNS, ARRANGEMENTS AND PLANS INDICATED OR REPRESENTED BY THIS DRAWING ARE OWNED BY, AND THE PROPERTY OF RONNETTE RILEY ARCHITECT AND WERE CREATED, EVOLVED AND DEVELOPED FOR THE USE ON, AND IN CONNECTION WITH THE SPECIFIED PROJECT.
NONE OF SUCH IDEAS, DESIGNS, ARRANGEMENTS OR PLANS SHALL BE USED BY OR DISCLOSED TO ANY PERSON, FIRM OR CORPORATION FOR ANY PURPOSE WHATSOEVER WITHOUT THE WRITTEN PERMISSION OF RONNETTE RILEY ARCHITECT.

© Copyright Ronnette Riley *Architect* 2021

Ronnette Riley *Architect*

494 Eighth Avenue, 15th Floor
New York, NY 10001
T 212 594 4015
F 212 594 2868
www.ronnetteriley.com

MEP Engineer:

Loring Consulting Engineers, Inc.
360 West 31st Street, 14th Floor
New York, NY 10001-2727
T 212-563 7400
www.loringengineers.com
New York City .Washington, DC . Princeton . Durham . Toronto

Structural Engineer:

Silman
32 Old Slip, 10th Floor
New York, NY 10005
T 212-620 7970
www.Silman.com

Rev	Date	Issue
	11 JUN 2021	Issue for SD Review
	22 OCT 2021	DD Review
	23 NOV 2021	DD Submission
	4 MAR 2022	Issue for Final DD
	6 DEC 2022	CD Review
	23 MAR 2023	CD FINAL

Title
8TH FL
ENLARGED PLANS

Date	06-11-2021
Project No.	4107
Drawing By	JS
CHK By	BTL
Scale	1/4" = 1'-0"

A413 .00
DOB Rev
_ of __

DOB SCAN

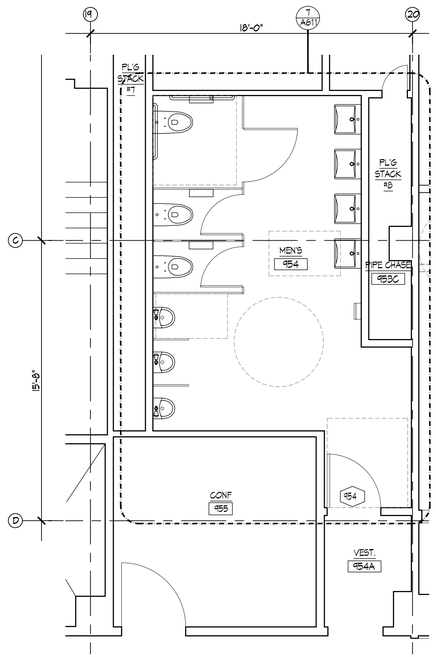

3 M. TOILET 954, CONSTRUCTION PLAN
1/4"=1'-0"

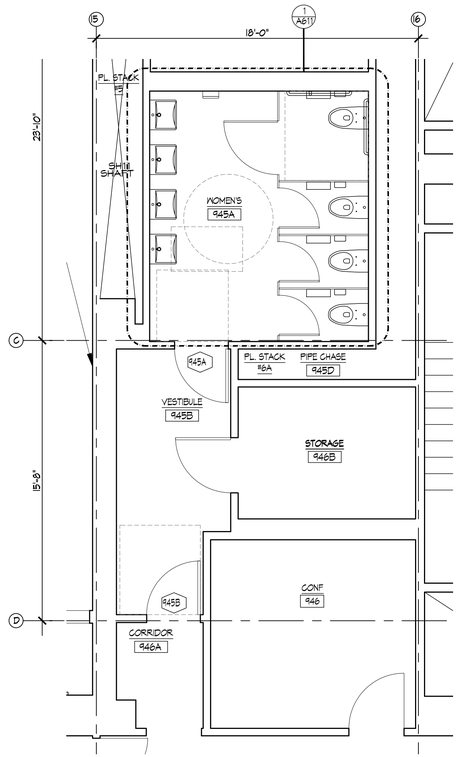

2 W. TOILET 945A, CONSTRUCTION PLAN
1/4"=1'-0"

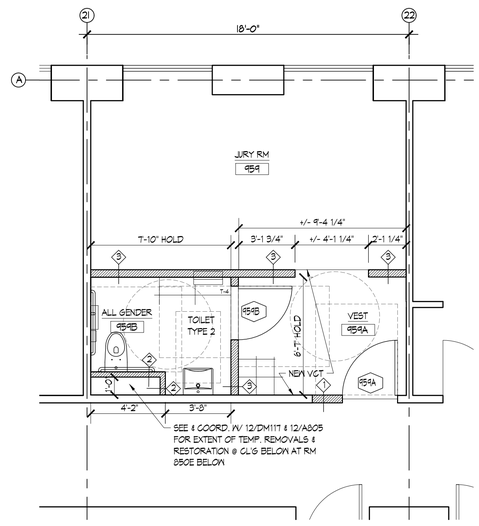

1 JURY RM 959, CONSTRUCTION PLAN
1/4"=1'-0"

KINGS COUNTY SUPREME COURT BUILDING ACCESSIBILITY RENOVATIONS

360 Adams Street
Brooklyn NY 11201

Conditions

ALL IDEAS, DESIGNS, ARRANGEMENTS AND PLANS INDICATED OR REPRESENTED BY THIS DRAWING ARE OWNED BY, AND THE PROPERTY OF RONNETTE RILEY ARCHITECT AND WERE CREATED, EVOLVED AND DEVELOPED FOR THE USE ON, AND IN CONNECTION WITH THE SPECIFIED PROJECT.
NONE OF SUCH IDEAS, DESIGNS, ARRANGEMENTS OR PLANS SHALL BE USED BY OR DISCLOSED TO ANY PERSON, FIRM OR CORPORATION FOR ANY PURPOSE WHATSOEVER WITHOUT THE WRITTEN PERMISSION OF RONNETTE RILEY ARCHITECT.

© Copyright Ronnette Riley *Architect* 2021

Ronnette Riley *Architect*

494 Eighth Avenue, 15th Floor
New York, NY 10001
T 212 594 4015
F 212 594 2868
www.ronnetteriley.com

MEP Engineer:

Loring Consulting Engineers, Inc.
360 West 31st Street, 14th Floor
New York, NY 10001-2727
T 212-563 7400
www.loringengineers.com
New York City .Washington, DC . Princeton . Durham . Toronto

Structural Engineer:

Silman
32 Old Slip, 10th Floor
New York, NY 10005
T 212-620 7970
www.Silman.com

Rev	Date	Issue
	11 JUN 2021	Issue for SD Review
	22 OCT 2021	DD Review
	23 NOV 2021	DD Submission
	4 MAR 2022	Issue for Final DD
	6 DEC 2022	CD Review
	23 MAR 2023	CD FINAL

Title

9TH FL
ENLARGED PLANS - 1

Date	06-11-2021
Project No.	4107
Drawing By	JS
CHK By	BTL
Scale	1/4" = 1'-0"

A414 .00 (DOB Rev)

_ of __

DOB SCAN

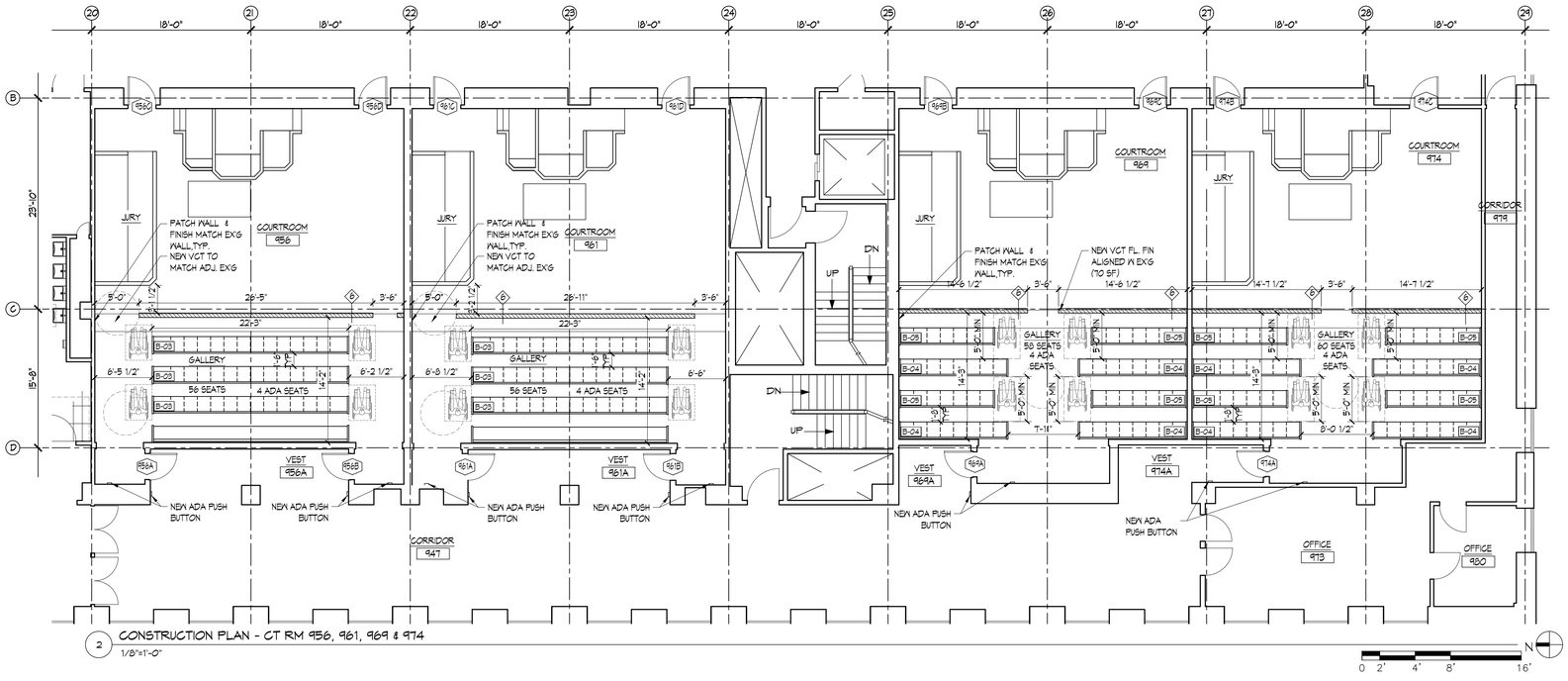

2 CONSTRUCTION PLAN - CT RM 956, 961, 969 & 974
1/8"=1'-0"

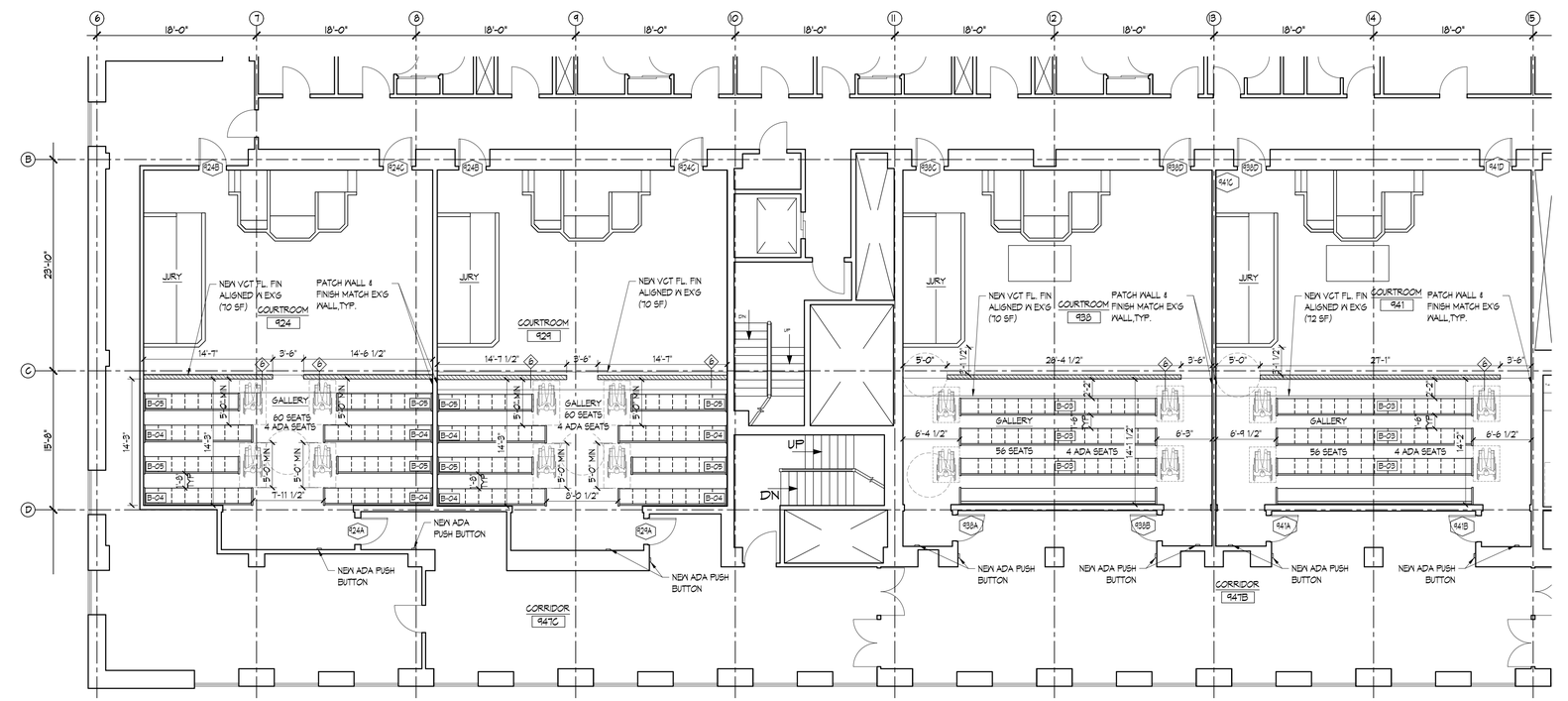

1 CONSTRUCTION PLAN - CT RM 924, 929, 938 & 941
1/8"=1'-0"

KINGS COUNTY SUPREME COURT BUILDING ACCESSIBILITY RENOVATIONS

360 Adams Street
Brooklyn NY 11201

Conditions

ALL IDEAS, DESIGNS, ARRANGEMENTS AND PLANS INDICATED OR REPRESENTED BY THIS DRAWING ARE OWNED BY, AND THE PROPERTY OF RONNETTE RILEY ARCHITECT AND WERE CREATED, EVOLVED AND DEVELOPED FOR THE USE ON, AND IN CONNECTION WITH THE SPECIFIED PROJECT.
NONE OF SUCH IDEAS, DESIGNS, ARRANGEMENTS OR PLANS SHALL BE USED BY OR DISCLOSED TO ANY PERSON, FIRM OR CORPORATION FOR ANY PURPOSE WHATSOEVER WITHOUT THE WRITTEN PERMISSION OF RONNETTE RILEY ARCHITECT.

© Copyright Ronnette Riley *Architect* 2021

Ronnette Riley *Architect*

494 Eighth Avenue, 15th Floor
New York, NY 10001
T 212 594 4015
F 212 594 2868
www.ronnetteriley.com

MEP Engineer:

Loring Consulting Engineers, Inc.
360 West 31st Street, 14th Floor
New York, NY 10001-2727
T 212-563 7400
www.loringengineers.com
New York City .Washington, DC . Princeton . Durham . Toronto

Structural Engineer:

Silman
32 Old Slip, 10th Floor
New York, NY 10005
T 212-620 7970
www.Silman.com

Rev	Date	Issue
	11 JUN 2021	Issue for SD Review
	22 OCT 2021	DD Review
	23 NOV 2021	DD Submission
	4 MAR 2022	Issue for Final DD
	6 DEC 2022	CD Review
	23 MAR 2023	CD FINAL

Title
9TH FL
ENLARGED PLANS - 2

Date	06-11-2021
Project No.	4107
Drawing By	JS
CHK By	BTL
Scale	1/4" = 1'-0"

DOB Rev
A415 .00
_ of __

DOB SCAN

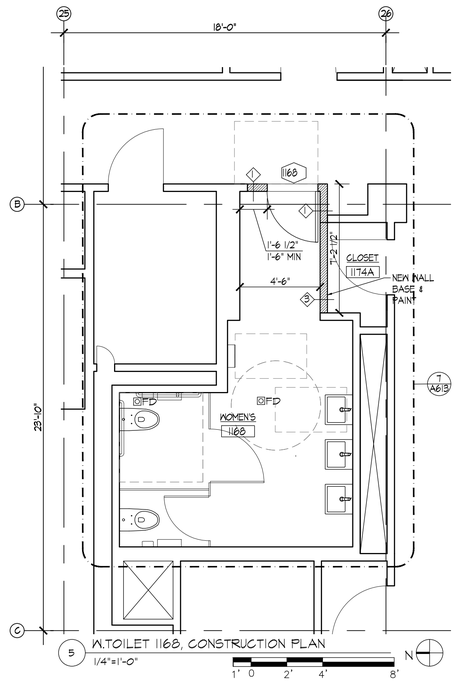

5 W.TOILET 1168, CONSTRUCTION PLAN
1/4"=1'-0"

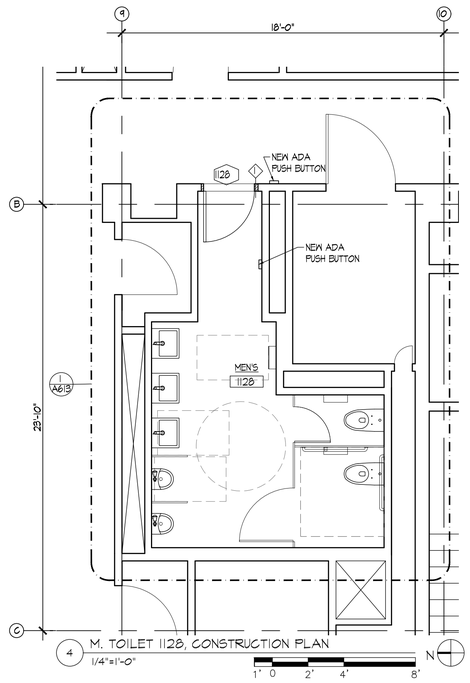

4 M. TOILET 1128, CONSTRUCTION PLAN
1/4"=1'-0"

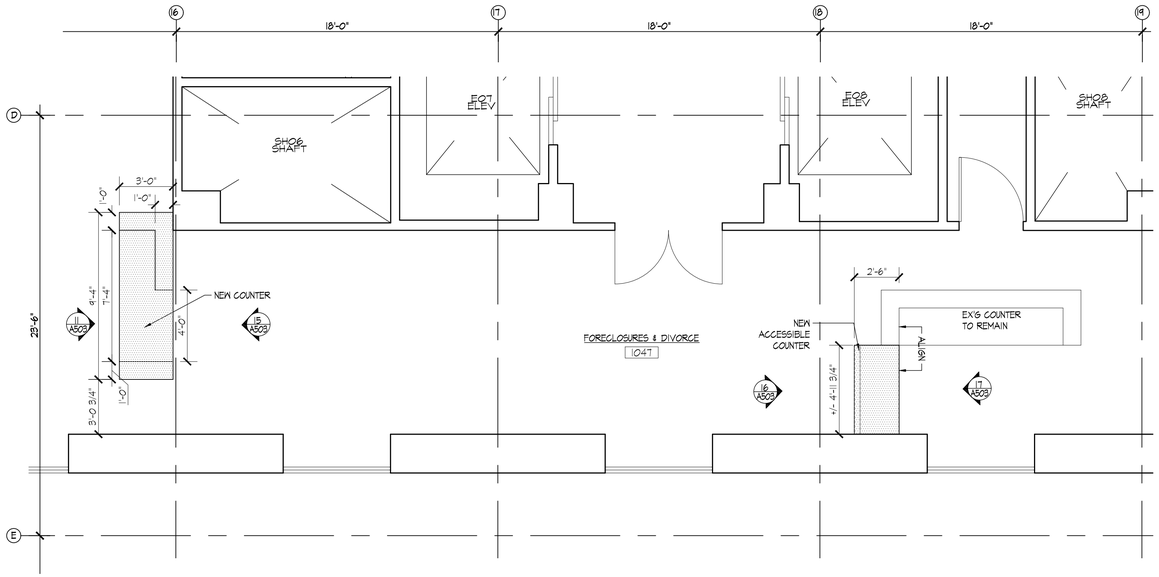

3 RM 1047 COUNTERS, CONSTRUCTION PLAN
1/4"=1'-0"

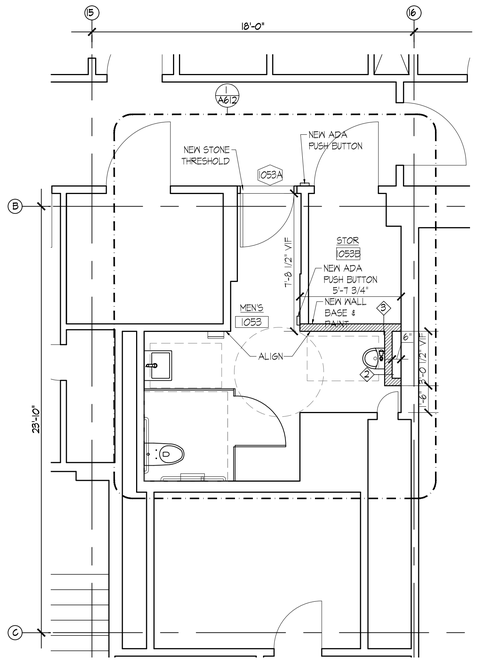

2 M. TOILET 1053, CONSTRUCTION PLAN
1/4"=1'-0"

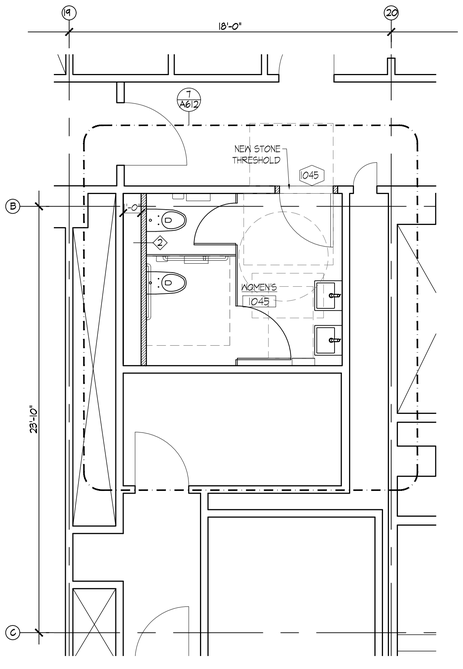

1 W. TOILET 1045, CONSTRUCTION PLAN
1/4"=1'-0"

KINGS COUNTY SUPREME COURT BUILDING ACCESSIBILITY RENOVATIONS

360 Adams Street
Brooklyn NY 11201

Conditions

ALL IDEAS, DESIGNS, ARRANGEMENTS AND PLANS INDICATED OR REPRESENTED BY THIS DRAWING ARE OWNED BY, AND THE PROPERTY OF RONNETTE RILEY ARCHITECT AND WERE CREATED, EVOLVED AND DEVELOPED FOR THE USE ON, AND IN CONNECTION WITH THE SPECIFIED PROJECT.
NONE OF SUCH IDEAS, DESIGNS, ARRANGEMENTS OR PLANS SHALL BE USED BY OR DISCLOSED TO ANY PERSON, FIRM OR CORPORATION FOR ANY PURPOSE WHATSOEVER WITHOUT THE WRITTEN PERMISSION OF RONNETTE RILEY ARCHITECT.

© Copyright Ronnette Riley *Architect* 2021

Ronnette Riley *Architect*

494 Eighth Avenue, 15th Floor
New York, NY 10001
T 212 594 4015
F 212 594 2868
www.ronnetteriley.com

MEP Engineer:

Loring Consulting Engineers, Inc.
360 West 31st Street, 14th Floor
New York, NY 10001-2727
T 212-563 7400
www.loringengineers.com
New York City .Washington, DC . Princeton . Durham . Toronto

Structural Engineer:

Silman
32 Old Slip, 10th Floor
New York, NY 10005
T 212-620 7970
www.Silman.com

Rev	Date	Issue
	11 JUN 2021	Issue for SD Review
	22 OCT 2021	DD Review
	23 NOV 2021	DD Submission
	4 MAR 2022	Issue for Final DD
	6 DEC 2022	CD Review
	23 MAR 2023	CD FINAL

Title
10TH FL & 11TH FL
ENLARGED PLANS

Date	06-11-2021
Project No.	4107
Drawing By	JS
CHK By	BTL
Scale	1/4" = 1'-0"

DOB Rev
A416 .00
_ of __

DOB SCAN

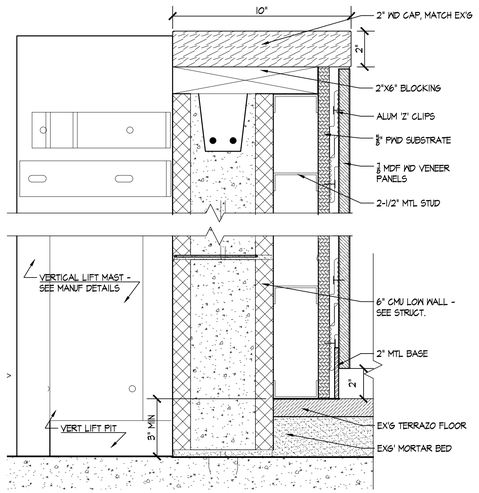

7 ADA LIFT 3RD FL LAW LIBRARY -LOW WALL CLAD DTL
3"=1'-0"

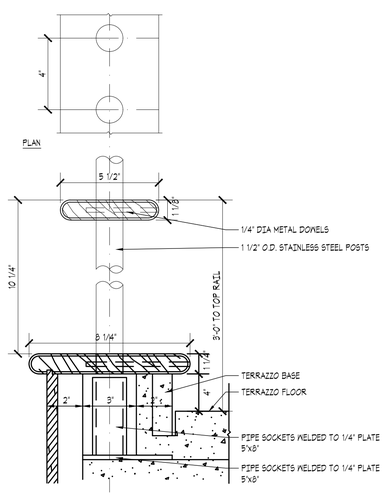

6 ADA LIFT 3RD FL LAW LIBRARY - RAILING DTLS
3"=1'-0"

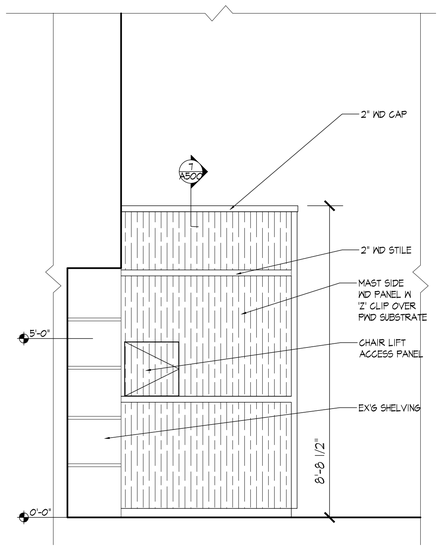

5 ADA LIFT 3RD FL LAW LIBRARY - NORTH ELEV
1/2"=1'-0"

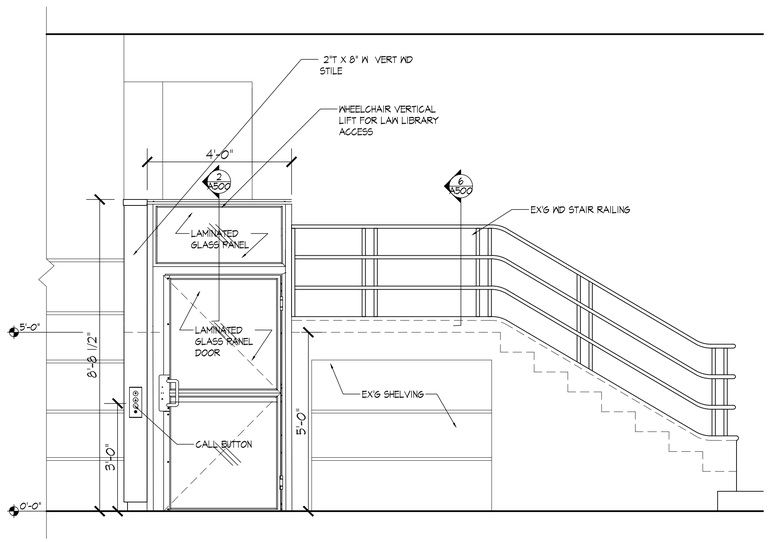

4 ADA LIFT 3RD FL LAW LIBRARY - EAST ELEV
1/2"=1'-0"

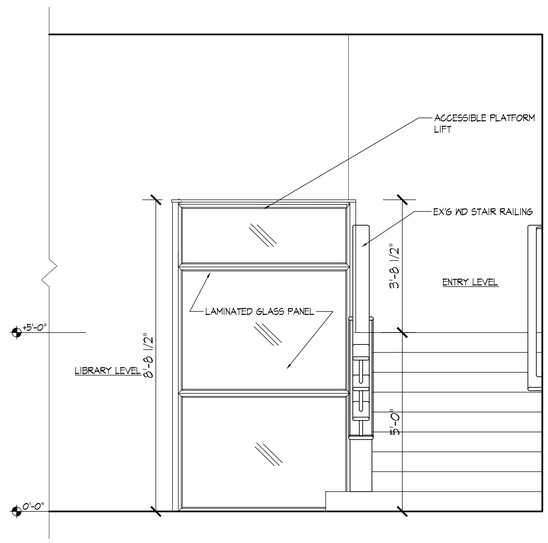

3 ADA LIFT 3RD FL LAW LIBRARY -NORTH ELEV
1/2"=1'-0"

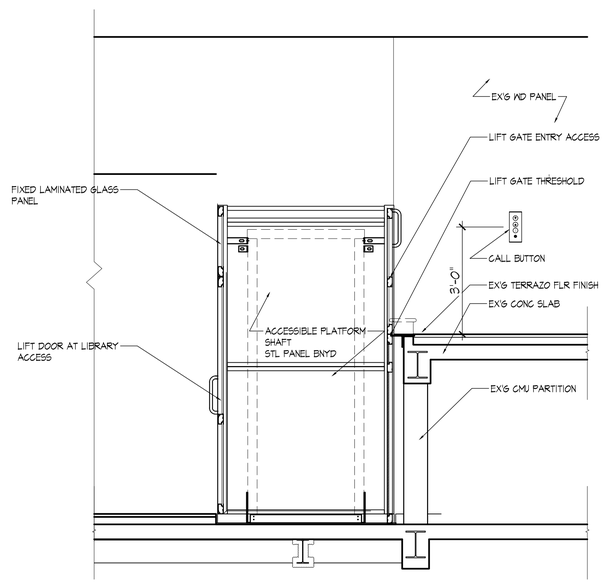

2 ADA LIFT 3RD FL LAW LIBRARY -SECTION
1/2"=1'-0"

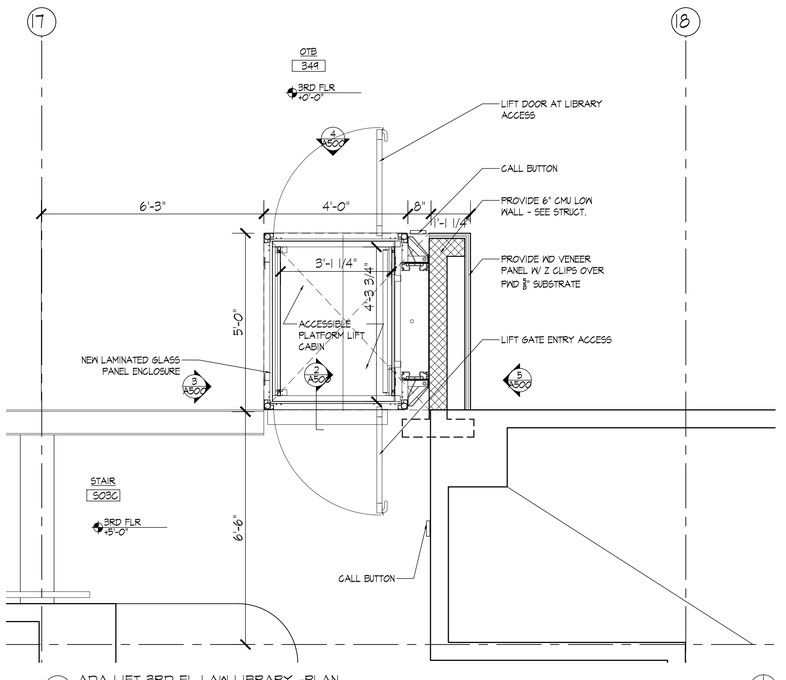

1 ADA LIFT 3RD FL LAW LIBRARY -PLAN
1/2"=1'-0"

KINGS COUNTY SUPREME COURT BUILDING ACCESSIBILITY RENOVATIONS

360 Adams Street
Brooklyn NY 11201

Conditions

ALL IDEAS, DESIGNS, ARRANGEMENTS AND PLANS INDICATED OR REPRESENTED BY THIS DRAWING ARE OWNED BY, AND THE PROPERTY OF RONNETTE RILEY ARCHITECT AND WERE CREATED, EVOLVED AND DEVELOPED FOR THE USE ON, AND IN CONNECTION WITH THE SPECIFIED PROJECT.
NONE OF SUCH IDEAS, DESIGNS, ARRANGEMENTS OR PLANS SHALL BE USED BY OR DISCLOSED TO ANY PERSON, FIRM OR CORPORATION FOR ANY PURPOSE WHATSOEVER WITHOUT THE WRITTEN PERMISSION OF RONNETTE RILEY ARCHITECT.

© Copyright Ronnette Riley *Architect* 2021

Ronnette Riley *Architect*

494 Eighth Avenue, 15th Floor
New York, NY 10001
T 212 594 4015
F 212 594 2868
www.ronnetteriley.com

MEP Engineer:

Loring Consulting Engineers, Inc.
360 West 31st Street, 14th Floor
New York, NY 10001-2727
T 212-563 7400
www.loringengineers.com
New York City .Washington, DC . Princeton . Durham . Toronto

Structural Engineer:

Silman
32 Old Slip, 10th Floor
New York, NY 10005
T 212-620 7970
www.Silman.com

Rev	Date	Issue
	11 JUN 2021	Issue for SD Review
	22 OCT 2021	DD Review
	23 NOV 2021	DD Submission
	4 MAR 2022	Issue for Final DD
	6 DEC 2022	CD Review
	23 MAR 2023	CD FINAL

Title ADA LIFT PLANS, SECTIONS & DTLS 3RD FLOOR OTB

Date	06-11-2021
Project No.	4107
Drawing By	JS
CHK By	BTL
Scale	

A500 .00 DOB Rev
of

DOB SCAN

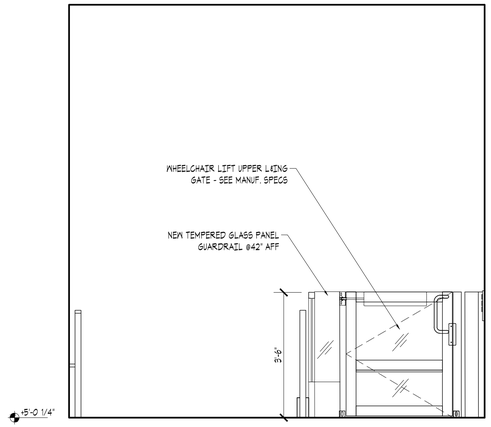

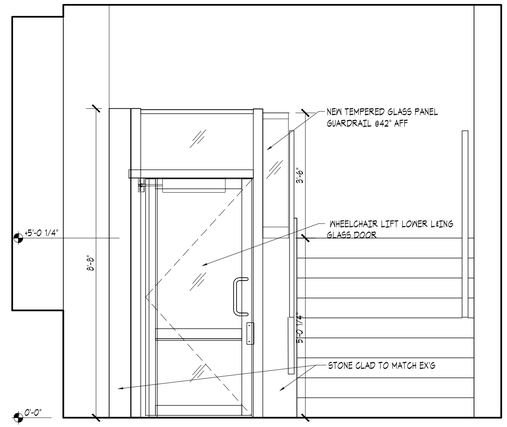

5 ADA LIFT 4TH FL - NORTH ELEV
1/2"=1'-0"

4 ADA LIFT 4TH FL - EAST ELEV
1/2"=1'-0"

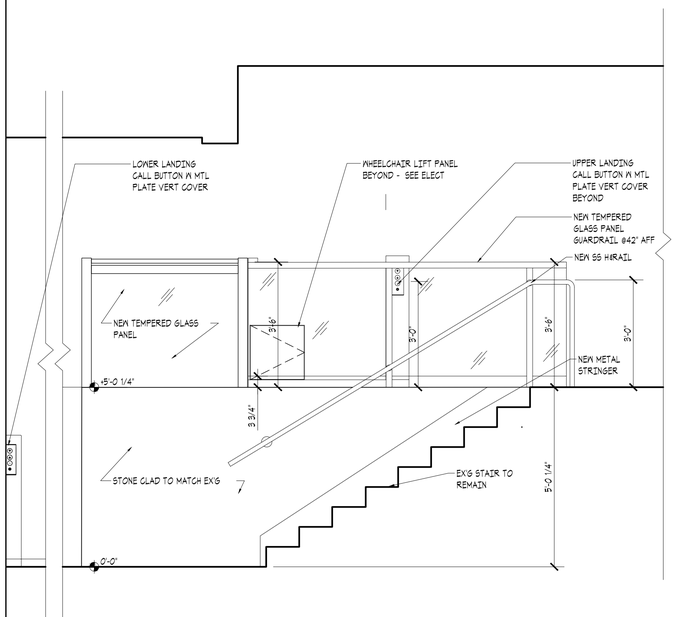

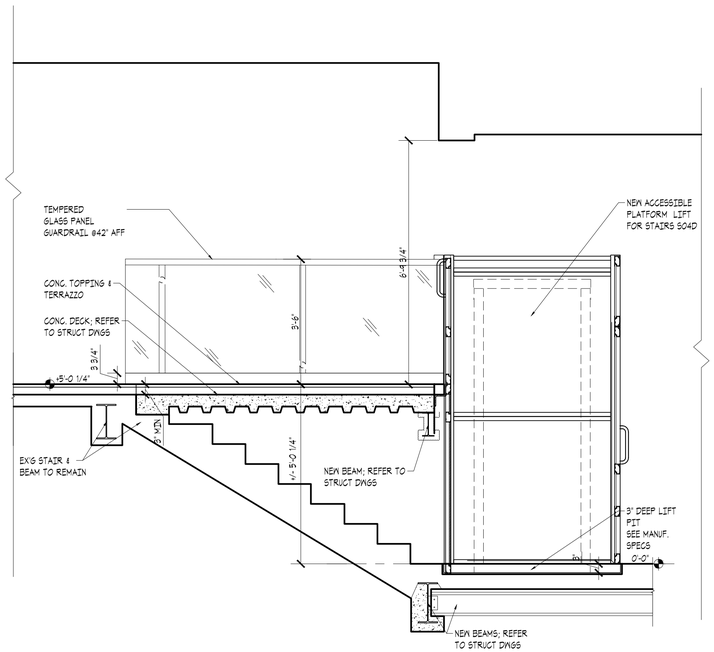

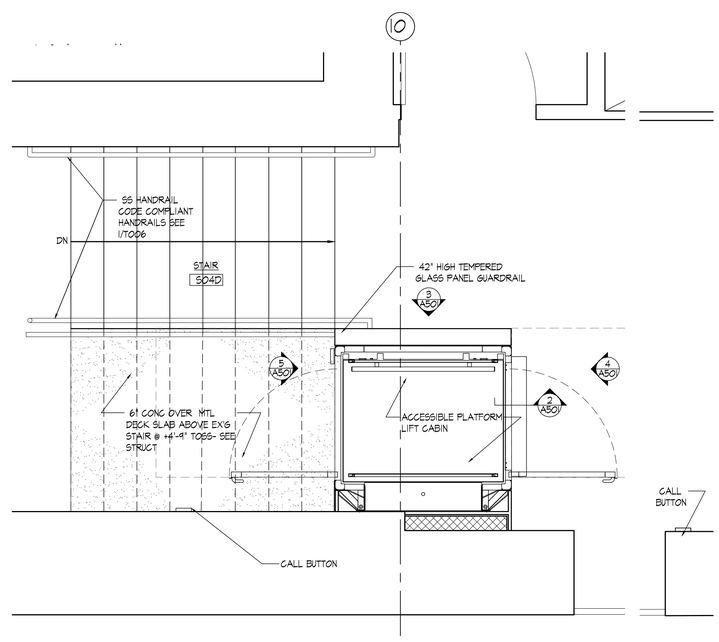

3 ADA LIFT 4TH STAIR S04D -ELEV
1/2"=1'-0"

2 ADA LIFT 4TH STAIR S04D -SECTION
1/2"=1'-0"

1 ADA LIFT 4TH STAIR S04D -PLAN
1/2"=1'-0"

KINGS COUNTY SUPREME COURT BUILDING ACCESSIBILITY RENOVATIONS

360 Adams Street
Brooklyn NY 11201

Conditions

ALL IDEAS, DESIGNS, ARRANGEMENTS AND PLANS INDICATED OR REPRESENTED BY THIS DRAWING ARE OWNED BY, AND THE PROPERTY OF RONNETTE RILEY ARCHITECT AND WERE CREATED, EVOLVED AND DEVELOPED FOR THE USE ON, AND IN CONNECTION WITH THE SPECIFIED PROJECT.
NONE OF SUCH IDEAS, DESIGNS, ARRANGEMENTS OR PLANS SHALL BE USED BY OR DISCLOSED TO ANY PERSON, FIRM OR CORPORATION FOR ANY PURPOSE WHATSOEVER WITHOUT THE WRITTEN PERMISSION OF RONNETTE RILEY ARCHITECT.

© Copyright Ronnette Riley *Architect* 2021

Ronnette Riley *Architect*

494 Eighth Avenue, 15th Floor
New York, NY 10001
T 212 594 4015
F 212 594 2868
www.ronnetteriley.com

MEP Engineer:

Loring Consulting Engineers, Inc.
360 West 31st Street, 14th Floor
New York, NY 10001-2727
T 212-563 7400
www.loringengineers.com
New York City .Washington, DC . Princeton . Durham . Toronto

Structural Engineer:

Silman
32 Old Slip, 10th Floor
New York, NY 10005
T 212-620 7970
www.Silman.com

Rev	Date	Issue
	11 JUN 2021	Issue for SD Review
	22 OCT 2021	DD Review
	23 NOV 2021	DD Submission
	4 MAR 2022	Issue for Final DD
	6 DEC 2022	CD Review
	23 MAR 2023	CD FINAL

Title ADA LIFT PLANS, SECTIONS & DTLS 4TH FLR STAIR S04D

Date	06-11-2021
Project No.	4107
Drawing By	JS
CHK By	BTL
Scale	

A501 .00 DOB Rev
of

DOB SCAN

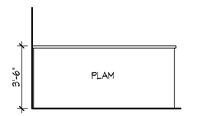

21 RM 122A COUNTER ELEV
1/4"=1'-0"

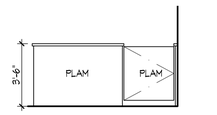

20 RM 122A COUNTER ELEV
1/4"=1'-0"

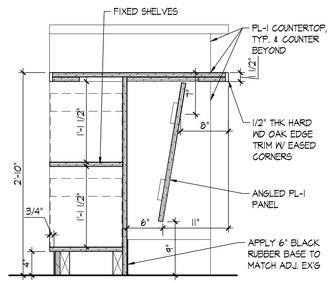

19 REC RM 079 COUNTER DTL
1"=1'-0"

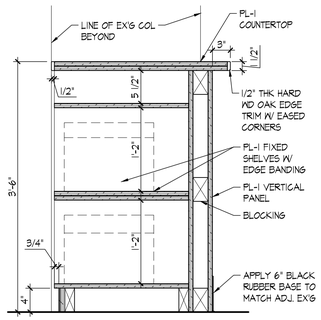

18 REC RM 079 COUNTER DTL
1"=1'-0"

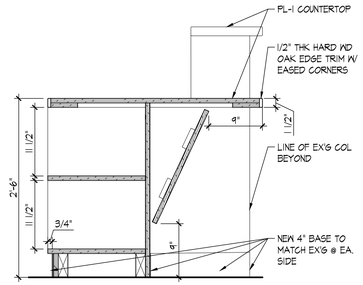

17 RM 122C COUNTER DTL
1"=1'-0"

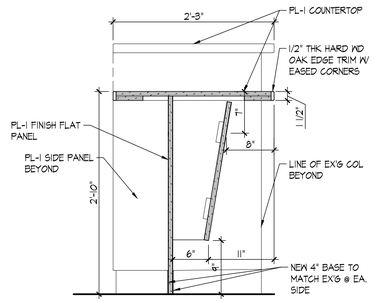

16 COUNTER DTL
1"=1'-0"

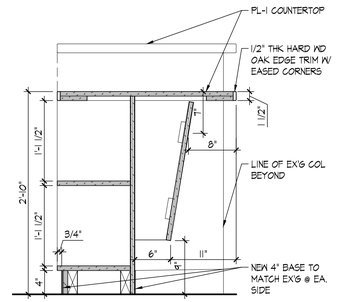

15 COUNTER DTL
1"=1'-0"

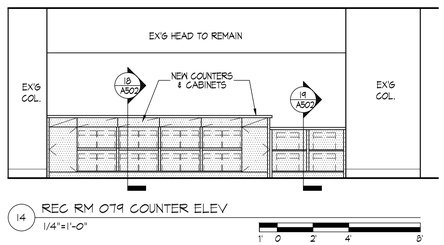

14 REC RM 079 COUNTER ELEV
1/4"=1'-0"

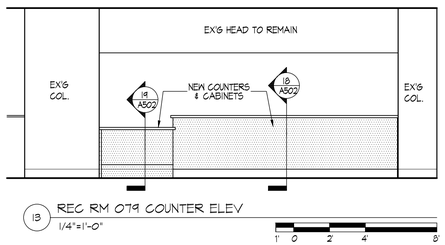

13 REC RM 079 COUNTER ELEV
1/4"=1'-0"

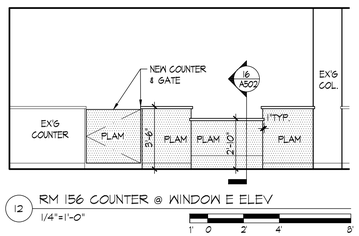

12 RM 156 COUNTER @ WINDOW E ELEV
1/4"=1'-0"

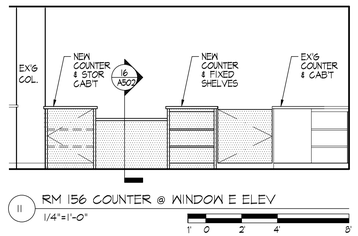

11 RM 156 COUNTER @ WINDOW E ELEV
1/4"=1'-0"

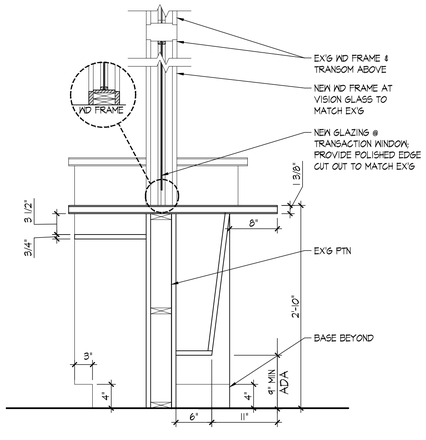

20 ADA TRANSACTION WIND DTL
1"=1'-0"

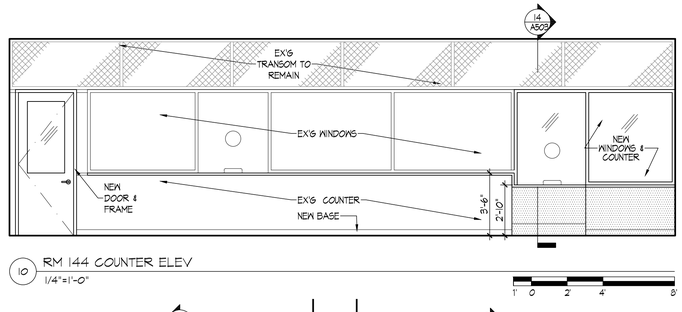

10 RM 144 COUNTER ELEV
1/4"=1'-0"

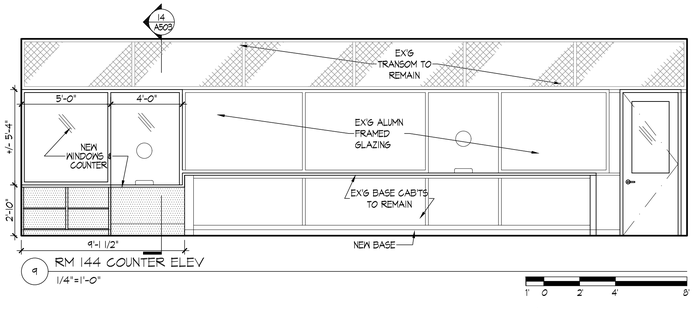

9 RM 144 COUNTER ELEV
1/4"=1'-0"

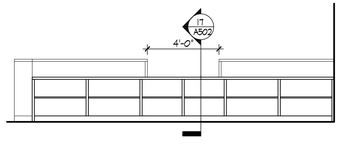

8 RM 122C COUNTER ELEV
1/4"=1'-0"

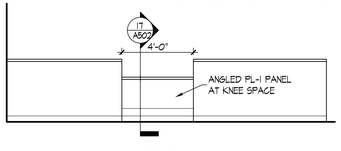

7 RM 122C COUNTER ELEV
1/4"=1'-0"

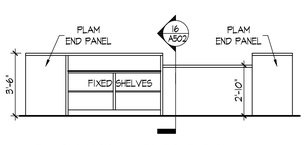

6 RM 122A COUNTER ELEV
1/4"=1'-0"

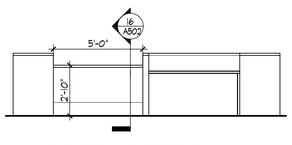

5 RM 122A COUNTER ELEV
1/4"=1'-0"

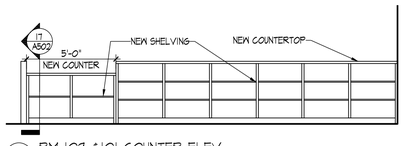

4 RM 109 & 101 COUNTER ELEV
1/4"=1'-0"

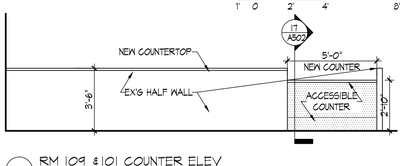

3 RM 109 & 101 COUNTER ELEV
1/4"=1'-0"

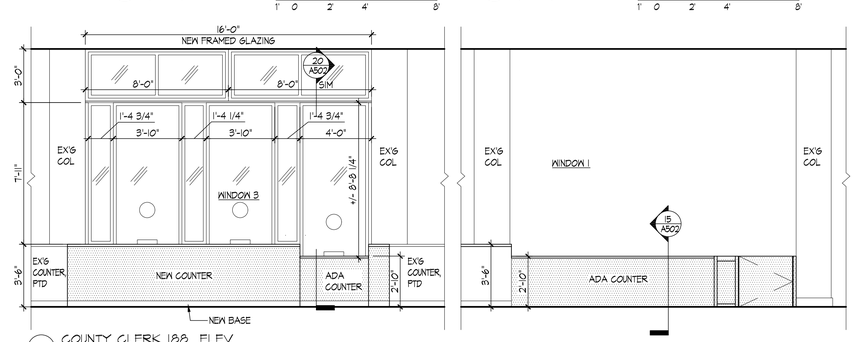

2 COUNTY CLERK 188 ELEV
1/4"=1'-0"

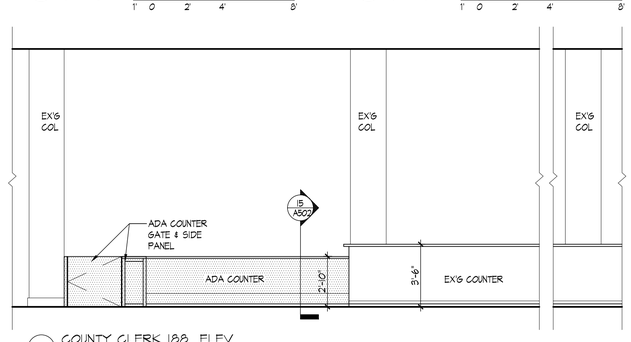

1 COUNTY CLERK 188 ELEV
1/4"=1'-0"

KINGS COUNTY SUPREME COURT BUILDING ACCESSIBILITY RENOVATIONS

360 Adams Street
Brooklyn NY 11201

Conditions

ALL IDEAS, DESIGNS, ARRANGEMENTS AND PLANS INDICATED OR REPRESENTED BY THIS DRAWING ARE OWNED BY, AND THE PROPERTY OF RONNETTE RILEY ARCHITECT AND WERE CREATED, EVOLVED AND DEVELOPED FOR THE USE ON, AND IN CONNECTION WITH THE SPECIFIED PROJECT.
NONE OF SUCH IDEAS, DESIGNS, ARRANGEMENTS OR PLANS SHALL BE USED BY OR DISCLOSED TO ANY PERSON, FIRM OR CORPORATION FOR ANY PURPOSE WHATSOEVER WITHOUT THE WRITTEN PERMISSION OF RONNETTE RILEY ARCHITECT.

© Copyright Ronnette Riley *Architect* 2021

Ronnette Riley *Architect*

494 Eighth Avenue, 15th Floor
New York, NY 10001
T 212 594 4015
F 212 594 2868
www.ronnetteriley.com

MEP Engineer:

Loring Consulting Engineers, Inc.
360 West 31st Street, 14th Floor
New York, NY 10001-2727
T 212-563 7400
www.loringengineers.com
New York City .Washington, DC . Princeton . Durham . Toronto

Structural Engineer:

Silman
32 Old Slip, 10th Floor
New York, NY 10005
T 212-620 7970
www.Silman.com

Rev	Date	Issue
	11 JUN 2021	Issue for SD Review
	22 OCT 2021	DD Review
	23 NOV 2021	DD Submission
	4 MAR 2022	Issue for Final DD
	6 DEC 2022	CD Review
	23 MAR 2023	CD FINAL

Title
COUNTER ELEV & DTLS - 1

Date	06-11-2021
Project No.	4107
Drawing By	JS
CHK By	BTL
Scale	

A502 .00 DOB Rev _of_

DOB SCAN

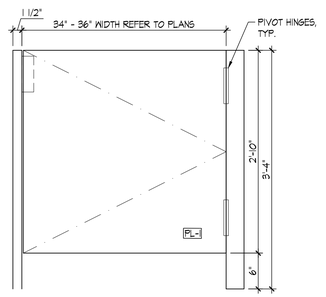

18 TYP COUNTER GATE ELEV
1"=1'-0"

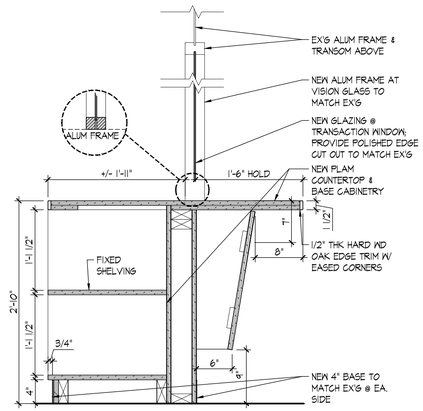

14 RM 222 & 231 COUNTER DTL
1"=1'-0"

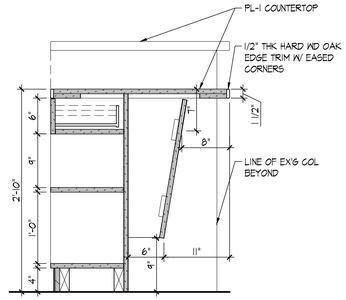

13 RM 213 & 221 COUNTER DTL
1"=1'-0"

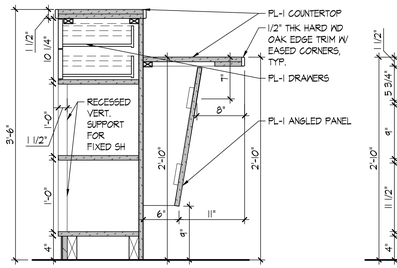

12 RM 212 COUNTER DTL
1"=1'-0"

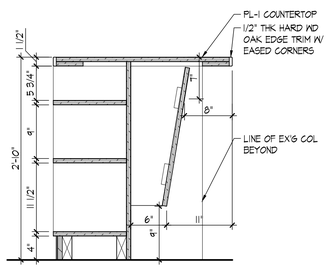

11 RM 209 & 210 COUNTER DTL
1"=1'-0"

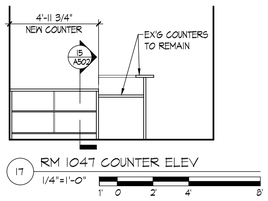

17 RM 1047 COUNTER ELEV
1/4"=1'-0"

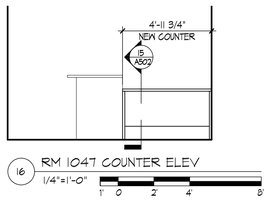

16 RM 1047 COUNTER ELEV
1/4"=1'-0"

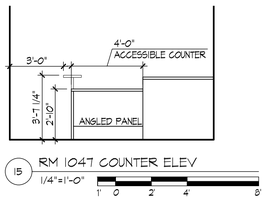

15 RM 1047 COUNTER ELEV
1/4"=1'-0"

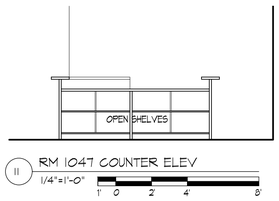

11 RM 1047 COUNTER ELEV
1/4"=1'-0"

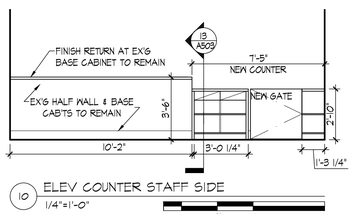

10 ELEV COUNTER STAFF SIDE
1/4"=1'-0"

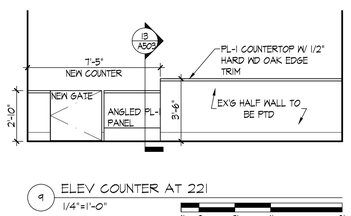

9 ELEV COUNTER AT 221
1/4"=1'-0"



8 RM 221 COUNTER ELEV
1/4"=1'-0"

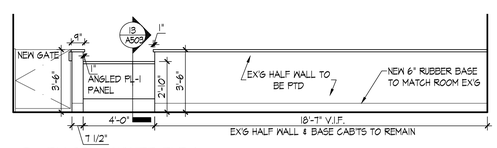

7 RM 221 COUNTER ELEV
1/4"=1'-0"

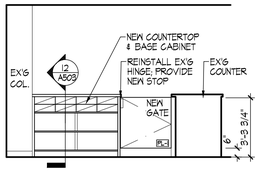

6 RM 212 COUNTER ELEV
1/4"=1'-0"

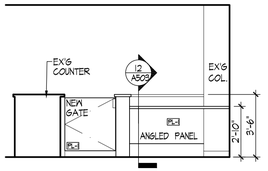

5 RM 212 COUNTER ELEV
1/4"=1'-0"

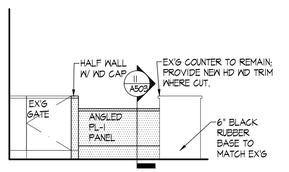

4 RM 209 & 210 COUNTER ELEV
1/4"=1'-0"

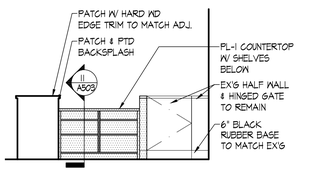

3 RM 209 & 210 COUNTER ELEV
1/4"=1'-0"

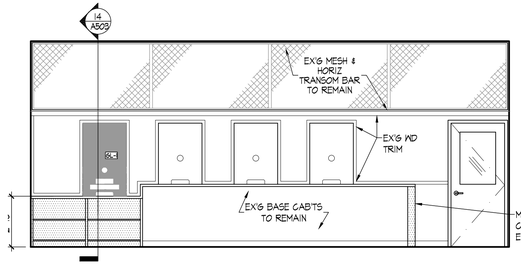

2 RM 222 COUNTER ELEV
1/4"=1'-0"

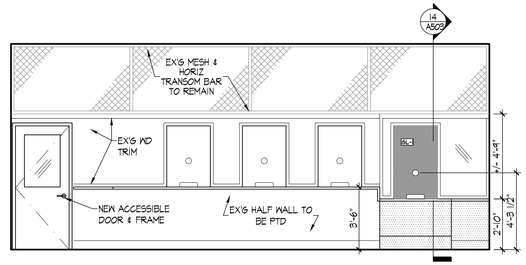

1 RM 222 COUNTER ELEV
1/4"=1'-0"

KINGS COUNTY SUPREME COURT BUILDING ACCESSIBILITY RENOVATIONS

360 Adams Street
Brooklyn NY 11201

Conditions

ALL IDEAS, DESIGNS, ARRANGEMENTS AND PLANS INDICATED OR REPRESENTED BY THIS DRAWING ARE OWNED BY, AND THE PROPERTY OF RONNETTE RILEY ARCHITECT AND WERE CREATED, EVOLVED AND DEVELOPED FOR THE USE ON, AND IN CONNECTION WITH THE SPECIFIED PROJECT.
NONE OF SUCH IDEAS, DESIGNS, ARRANGEMENTS OR PLANS SHALL BE USED BY OR DISCLOSED TO ANY PERSON, FIRM OR CORPORATION FOR ANY PURPOSE WHATSOEVER WITHOUT THE WRITTEN PERMISSION OF RONNETTE RILEY ARCHITECT.

© Copyright Ronnette Riley *Architect* 2021

Ronnette Riley *Architect*

494 Eighth Avenue, 15th Floor
New York, NY 10001
T 212 594 4015
F 212 594 2868
www.ronnetteriley.com

MEP Engineer:

Loring Consulting Engineers, Inc.
360 West 31st Street, 14th Floor
New York, NY 10001-2727
T 212-563 7400
www.loringengineers.com
New York City .Washington, DC . Princeton . Durham . Toronto

Structural Engineer:

Silman
32 Old Slip, 10th Floor
New York, NY 10005
T 212-620 7970
www.Silman.com

Rev	Date	Issue
	11 JUN 2021	Issue for SD Review
	22 OCT 2021	DD Review
	23 NOV 2021	DD Submission
	4 MAR 2022	Issue for Final DD
	6 DEC 2022	CD Review
	23 MAR 2023	CD FINAL

Title
COUNTER ELEV & DTLS - 2

Date	06-11-2021
Project No.	4107
Drawing By	JS
CHK By	BTL
Scale	

A503 .00 DOB Rev
of

DOB SCAN

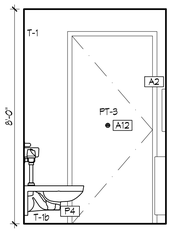

25 TYPE 4 - SOUTH
3/8"=1'-0"

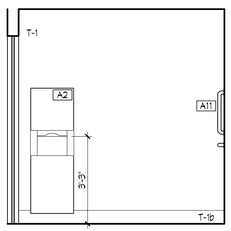

24 TYPE 4 - WEST
3/8"=1'-0"

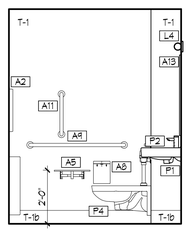

23 TYPE 4 - NORTH
3/8"=1'-0"

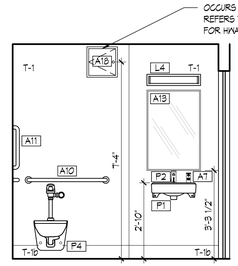

22 TYPE 4 - EAST
3/8"=1'-0"

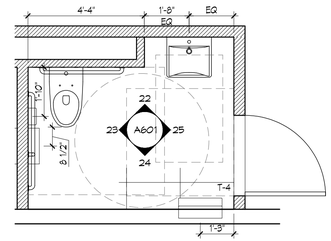

21 ALL GENDER TYPE 4 PLAN
3/8"=1'-0"

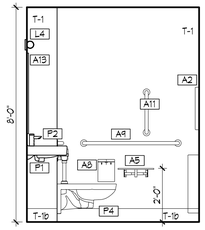

20 TYPE 3B - SOUTH
3/8"=1'-0"

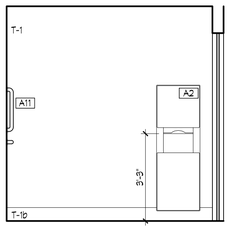

19 TYPE 3B - WEST
3/8"=1'-0"

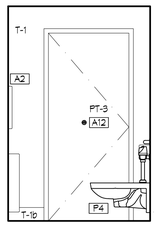

18 TYPE 3B - NORTH
3/8"=1'-0"

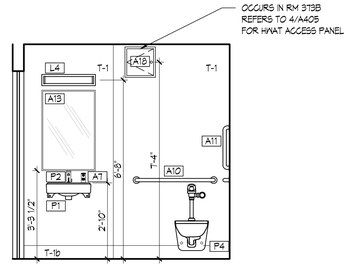

17 TYPE 3B - EAST
3/8"=1'-0"

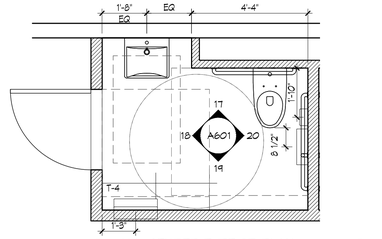

16 ALL GENDER TYPE 3B PLAN
3/8"=1'-0"

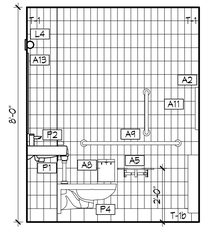

15 TYPE 3A - SOUTH
3/8"=1'-0"

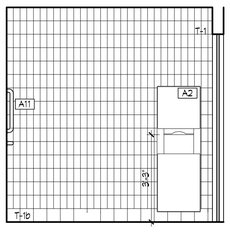

14 TYPE 3A - WEST
3/8"=1'-0"

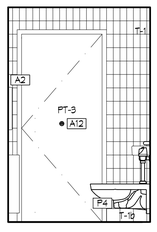

13 TYPE 3A - NORTH
3/8"=1'-0"

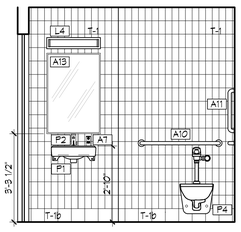

12 TYPE 3A - EAST
3/8"=1'-0"

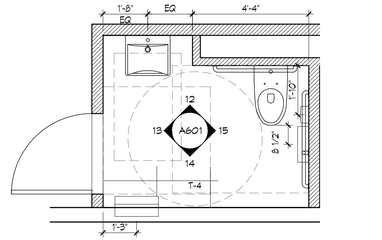

11 ALL GENDER TYPE 3A PLAN
3/8"=1'-0"

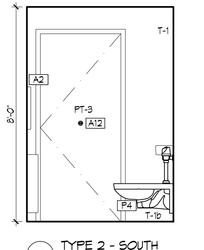

10 TYPE 2 - SOUTH
3/8"=1'-0"

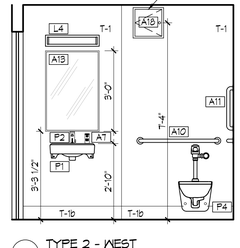

9 TYPE 2 - WEST
3/8"=1'-0"

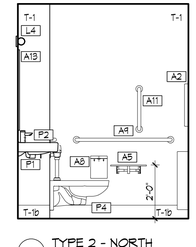

8 TYPE 2 - NORTH
3/8"=1'-0"

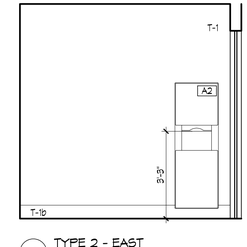

7 TYPE 2 - EAST
3/8"=1'-0"

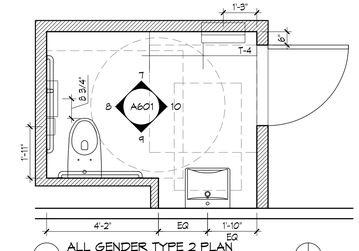

6 ALL GENDER TYPE 2 PLAN
3/8"=1'-0"

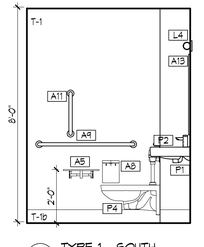

5 TYPE 1 - SOUTH
3/8"=1'-0"

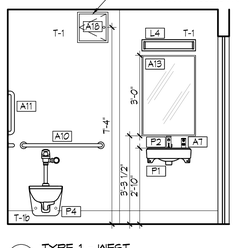

4 TYPE 1 - WEST
3/8"=1'-0"

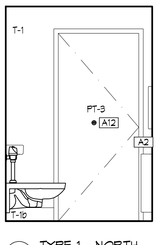

3 TYPE 1 - NORTH
3/8"=1'-0"

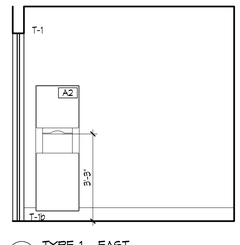

2 TYPE 1 - EAST
3/8"=1'-0"

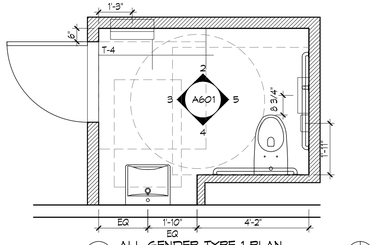

1 ALL GENDER TYPE 1 PLAN
3/8"=1'-0"

KINGS COUNTY SUPREME COURT BUILDING ACCESSIBILITY RENOVATIONS

360 Adams Street
Brooklyn NY 11201

Conditions

ALL IDEAS, DESIGNS, ARRANGEMENTS AND PLANS INDICATED OR REPRESENTED BY THIS DRAWING ARE OWNED BY, AND THE PROPERTY OF RONNETTE RILEY ARCHITECT AND WERE CREATED, EVOLVED AND DEVELOPED FOR THE USE ON, AND IN CONNECTION WITH THE SPECIFIED PROJECT.
NONE OF SUCH IDEAS, DESIGNS, ARRANGEMENTS OR PLANS SHALL BE USED BY OR DISCLOSED TO ANY PERSON, FIRM OR CORPORATION FOR ANY PURPOSE WHATSOEVER WITHOUT THE WRITTEN PERMISSION OF RONNETTE RILEY ARCHITECT.

© Copyright Ronnette Riley *Architect* 2021

Ronnette Riley *Architect*

494 Eighth Avenue, 15th Floor
New York, NY 10001
T 212 594 4015
F 212 594 2868
www.ronnetteriley.com

MEP Engineer:

Loring Consulting Engineers, Inc.
360 West 31st Street, 14th Floor
New York, NY 10001-2727
T 212-563 7400
www.loringengineers.com
New York City . Washington, DC . Princeton . Durham . Toronto

Structural Engineer:

Silman
32 Old Slip, 10th Floor
New York, NY 10005
T 212-620 7970
www.Silman.com

Rev	Date	Issue
	11 JUN 2021	Issue for SD Review
	22 OCT 2021	DD Review
	23 NOV 2021	DD Submission
	4 MAR 2022	Issue for Final DD
	6 DEC 2022	CD Review
	23 MAR 2023	CD FINAL

Title
JURY ROOM
TOILET TYPES

Date	06-11-2021
Project No.	4107
Drawing By	KGS
CHK By	BL
Scale	3/8" = 1'-0"

DOB Rev

A601 .00

DOB SCAN

F:\2021 jobs\4107 dob 360 adams sd-cd\05 drawings\REA Set\4107 Elev.dwg, 03/30/23 - 2:04pm, msadamori

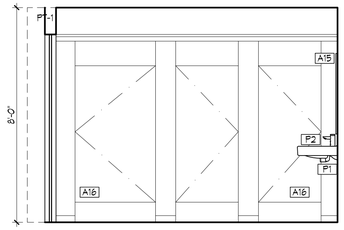

21 MEN'S 145B - SOUTH
3/8"=1'-0"

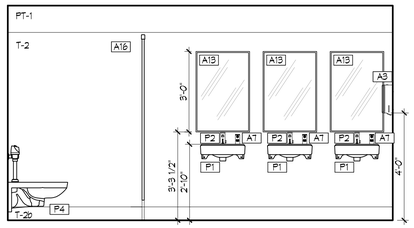

20 MEN'S 145B - WEST
3/8"=1'-0"

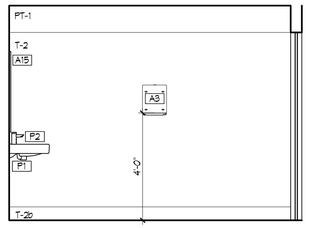

19 MEN'S 145B - NORTH
3/8"=1'-0"

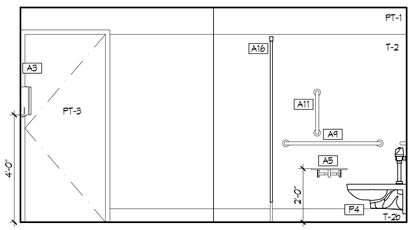

18 MEN'S 145B - EAST
3/8"=1'-0"

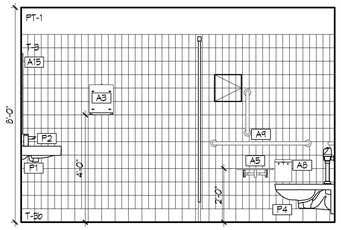

17 WOMEN'S 145A - SOUTH
3/8"=1'-0"

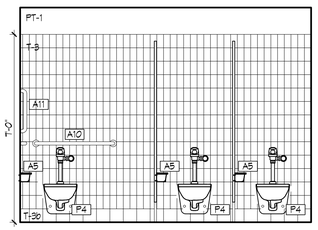

16 WOMEN'S 145A - WEST 2
3/8"=1'-0"

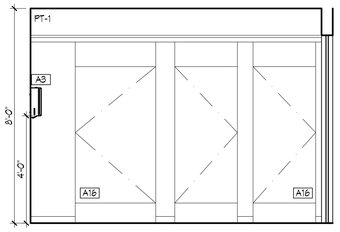

15 WOMEN'S 145A - WEST 1
3/8"=1'-0"

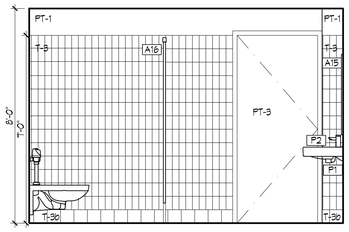

14 WOMEN'S 145A - NORTH
3/8"=1'-0"

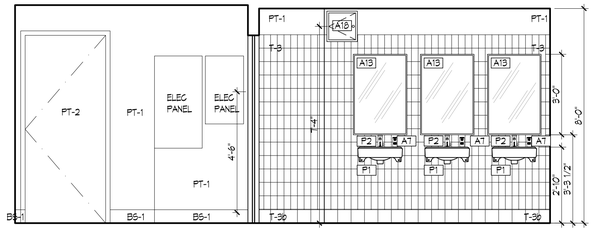

13 WOMEN'S 145A - EAST
3/8"=1'-0"

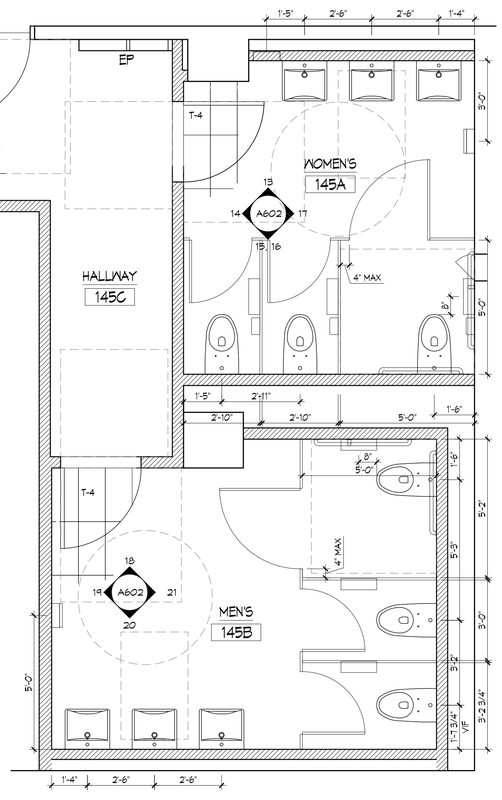

11 MEN'S 145B & WOMEN'S 145A PLAN
3/8"=1'-0"

N

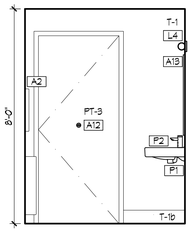

10 TYPE 6 - SOUTH
3/8"=1'-0"

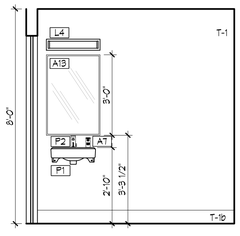

9 TYPE 6 - WEST
3/8"=1'-0"

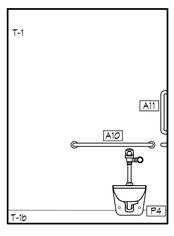

8 TYPE 6 - NORTH
3/8"=1'-0"

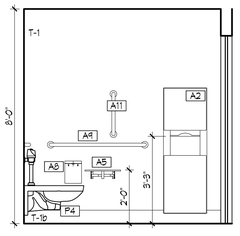

7 TYPE 6 - EAST
3/8"=1'-0"

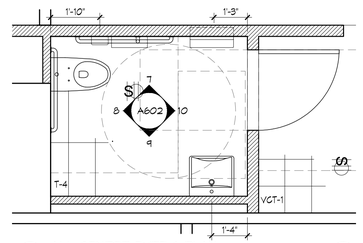

6 ALL GENDER TYPE 6 PLAN
3/8"=1'-0"

N

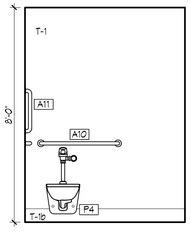

5 TYPE 5- SOUTH
3/8"=1'-0"

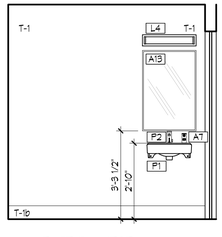

4 TYPE 5 - WEST
3/8"=1'-0"

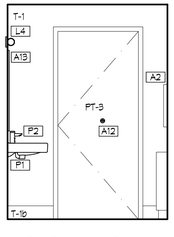

3 TYPE 5 - NORTH
3/8"=1'-0"

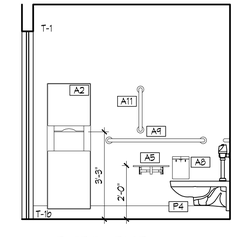

2 TYPE 5 - EAST
3/8"=1'-0"

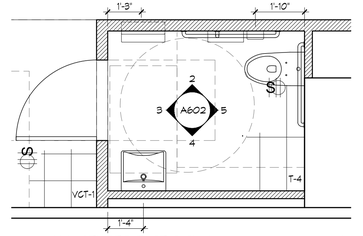

1 ALL GENDER TYPE 5 PLAN
3/8"=1'-0"

N

KINGS COUNTY SUPREME COURT BUILDING ACCESSIBILITY RENOVATIONS

360 Adams Street
Brooklyn NY 11201

Conditions

ALL IDEAS, DESIGNS, ARRANGEMENTS AND PLANS INDICATED OR REPRESENTED BY THIS DRAWING ARE OWNED BY, AND THE PROPERTY OF RONNETTE RILEY ARCHITECT AND WERE CREATED, EVOLVED AND DEVELOPED FOR THE USE ON, AND IN CONNECTION WITH THE SPECIFIED PROJECT.
NONE OF SUCH IDEAS, DESIGNS, ARRANGEMENTS OR PLANS SHALL BE USED BY OR DISCLOSED TO ANY PERSON, FIRM OR CORPORATION FOR ANY PURPOSE WHATSOEVER WITHOUT THE WRITTEN PERMISSION OF RONNETTE RILEY ARCHITECT.

© Copyright Ronnette Riley *Architect* 2021

Ronnette Riley *Architect*

494 Eighth Avenue, 15th Floor
New York, NY 10001
T 212 594 4015
F 212 594 2868
www.ronnetteriley.com

MEP Engineer:

Loring Consulting Engineers, Inc.
360 West 31st Street, 14th Floor
New York, NY 10001-2727
T 212-563 7400
www.loringengineers.com
New York City . Washington, DC . Princeton . Durham . Toronto

Structural Engineer:

Silman
32 Old Slip, 10th Floor
New York, NY 10005
T 212-620 7970
www.Silman.com

Rev	Date	Issue
	11 JUN 2021	Issue for SD Review
	22 OCT 2021	DD Review
	23 NOV 2021	DD Submission
	4 MAR 2022	Issue for Final DD
	6 DEC 2022	CD Review
	23 MAR 2023	CD FINAL

Title

JURY ROOM TOILET TYPES, 1ST FL TOILET ELEVATIONS

Date	06-11-2021
Project No.	4107
Drawing By	KGS
CHK By	BL
Scale	3/8" = 1'-0"

DOB Rev

A602 .00

DOB SCAN

F:\2021 jobs\4107 duas 360 adams sd-cd\05 drawings\ARA Set\4107 Elev.dwg 03/30/23 - 2:04pm msadamori

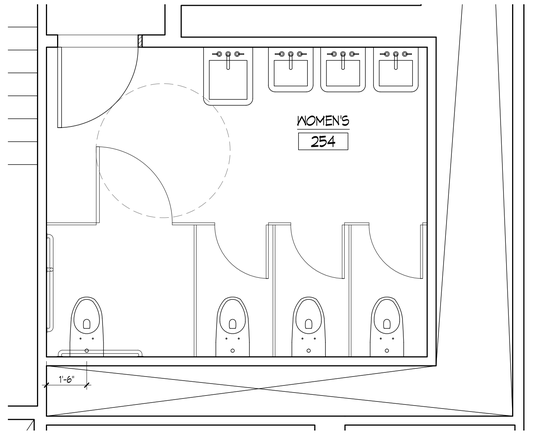

12 WOMEN'S 254 PLAN
3/8"=1'-0"

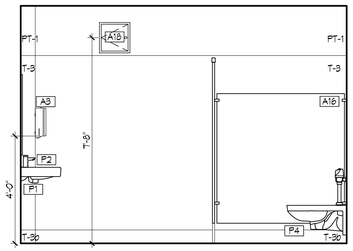

11 WOMEN'S 240 - SOUTH
3/8"=1'-0"

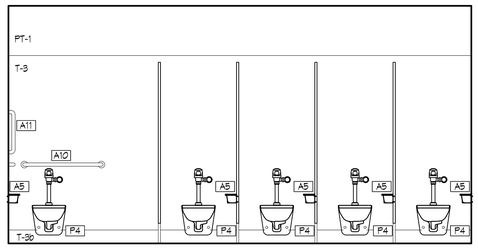

10 WOMEN'S 240 - WEST 2
3/8"=1'-0"

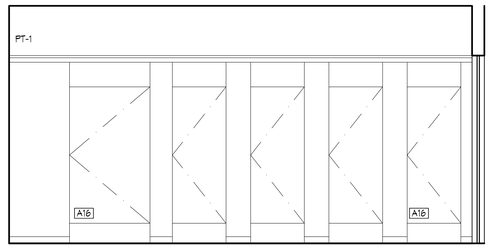

9 WOMEN'S 240 - WEST 1
3/8"=1'-0"

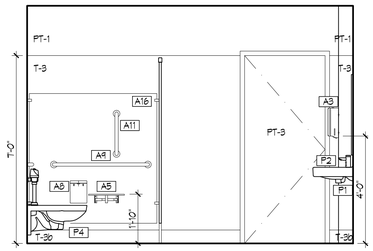

8 WOMEN'S 240 - NORTH
3/8"=1'-0"

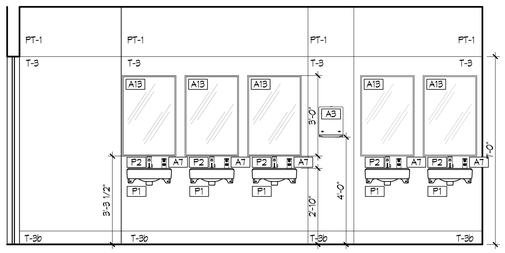

7 WOMEN'S 240 - EAST
3/8"=1'-0"

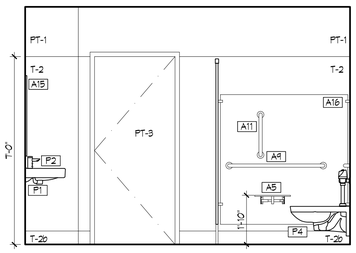

6 MEN'S 240C - SOUTH
3/8"=1'-0"

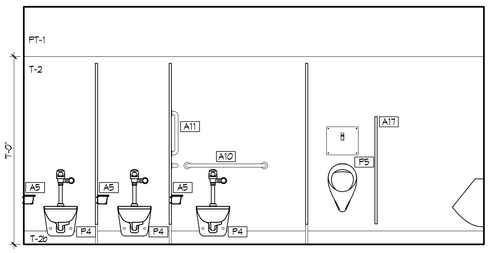

5 MEN'S 240C - WEST 2
3/8"=1'-0"

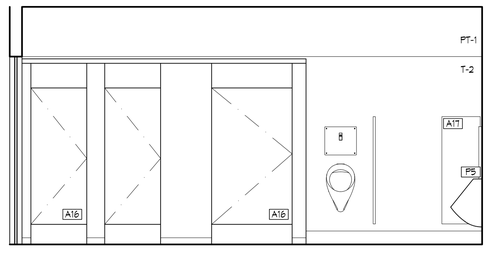

4 MEN'S RESTROOM 240C - WEST 1
3/8"=1'-0"

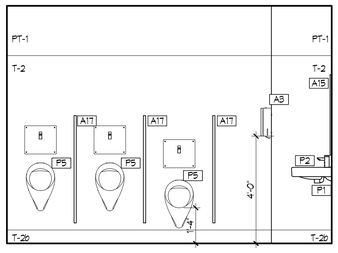

3 MEN'S RESTROOM 240C - NORTH
3/8"=1'-0"

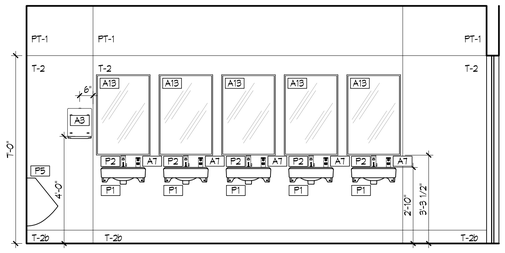

2 MEN'S RESTROOM 240C - EAST
3/8"=1'-0"

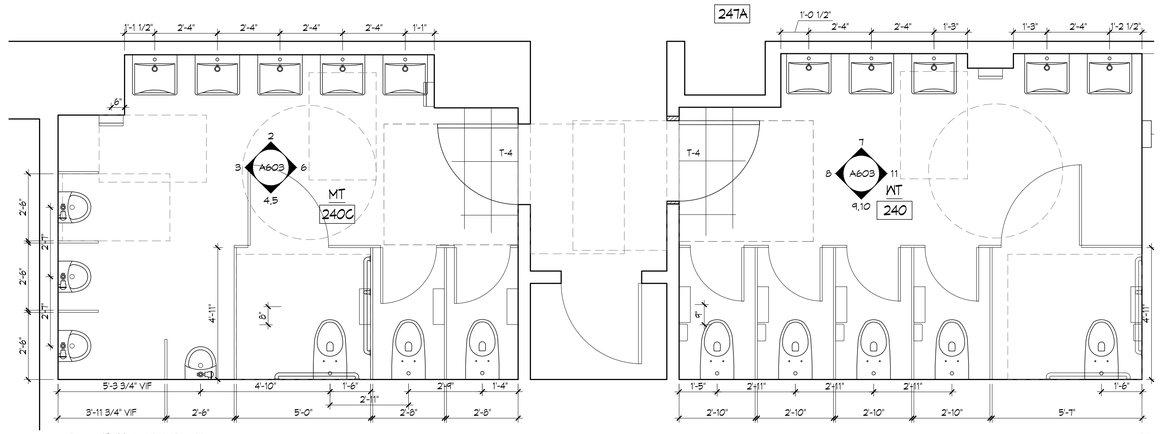

1 MEN'S 240C PLAN
3/8"=1'-0"

KINGS COUNTY SUPREME COURT BUILDING ACCESSIBILITY RENOVATIONS

360 Adams Street
Brooklyn NY 11201

Conditions

ALL IDEAS, DESIGNS, ARRANGEMENTS AND PLANS INDICATED OR REPRESENTED BY THIS DRAWING ARE OWNED BY, AND THE PROPERTY OF RONNETTE RILEY ARCHITECT AND WERE CREATED, EVOLVED AND DEVELOPED FOR THE USE ON, AND IN CONNECTION WITH THE SPECIFIED PROJECT.
NONE OF SUCH IDEAS, DESIGNS, ARRANGEMENTS OR PLANS SHALL BE USED BY OR DISCLOSED TO ANY PERSON, FIRM OR CORPORATION FOR ANY PURPOSE WHATSOEVER WITHOUT THE WRITTEN PERMISSION OF RONNETTE RILEY ARCHITECT.

© Copyright Ronnette Riley *Architect* 2021

Ronnette Riley *Architect*

494 Eighth Avenue, 15th Floor
New York, NY 10001
T 212 594 4015
F 212 594 2868
www.ronnetteriley.com

MEP Engineer:

Loring Consulting Engineers, Inc.
360 West 31st Street, 14th Floor
New York, NY 10001-2727
T 212-563 7400
www.loringengineers.com
New York City . Washington, DC . Princeton . Durham . Toronto

Structural Engineer:

Silman
32 Old Slip, 10th Floor
New York, NY 10005
T 212-620 7970
www.Silman.com

Rev	Date	Issue
	11 JUN 2021	Issue for SD Review
	22 OCT 2021	DD Review
	23 NOV 2021	DD Submission
	4 MAR 2022	Issue for Final DD
	6 DEC 2022	CD Review
	23 MAR 2023	CD FINAL

Title

2ND FL TOILET ELEVATIONS -1

Date	06-11-2021
Project No.	4107
Drawing By	KGS
CHK By	YM
Scale	3/8" = 1'-0"

DOB Rev

A603 .00

DOB SCAN

F:\2021 jobs\4107 dob 360 adams st-ca\05 drawings\KRA Set\4107Elev.dwg 03/30/23 - 2:04pm msadamori

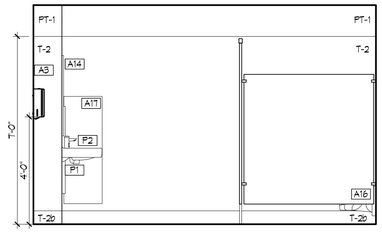

12 MEN'S 245 - SOUTH
3/8"=1'-0"

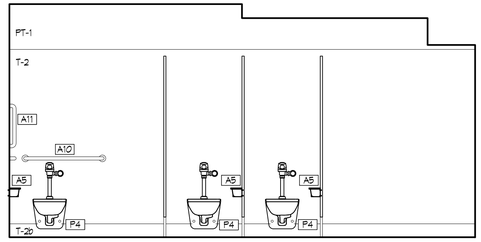

11 MEN'S 245 - WEST 2
3/8"=1'-0"



10 MEN'S 245 - WEST 1
3/8"=1'-0"

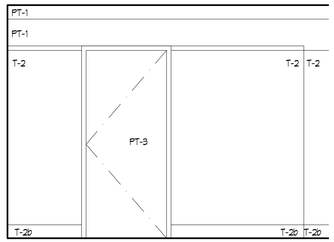

9 MEN'S 245 - NORTH
3/8"=1'-0"

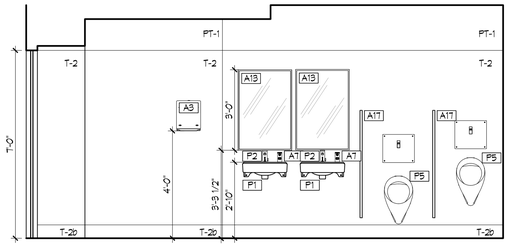

8 MEN'S 245 - EAST
3/8"=1'-0"

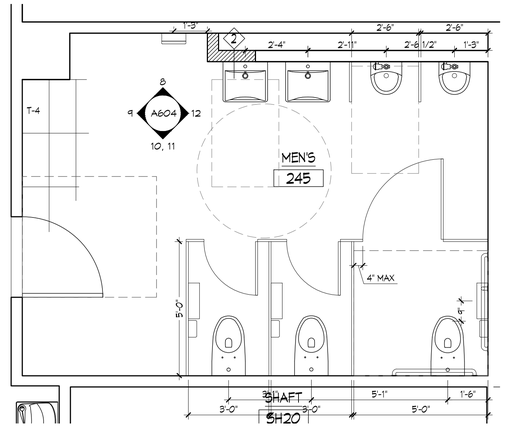

7 MEN'S 245 PLAN
3/8"=1'-0"

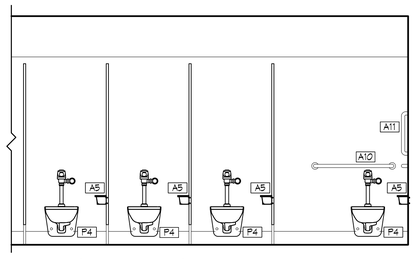

6 WOMEN'S 246A - SOUTH 2
3/8"=1'-0"

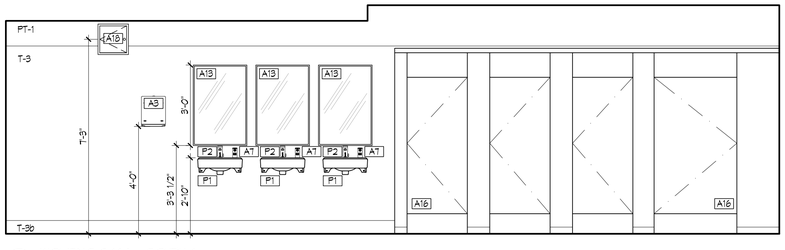

5 WOMEN'S 246A - SOUTH 1
3/8"=1'-0"

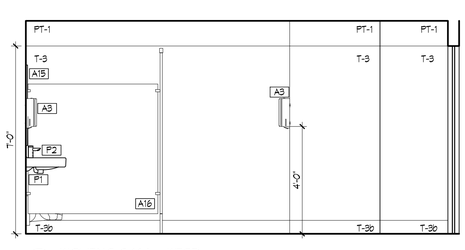

4 WOMEN'S 246A - WEST
3/8"=1'-0"

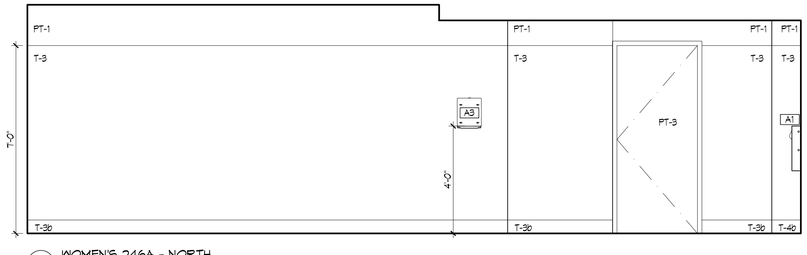

1 WOMEN'S 246A - NORTH
3/8"=1'-0"

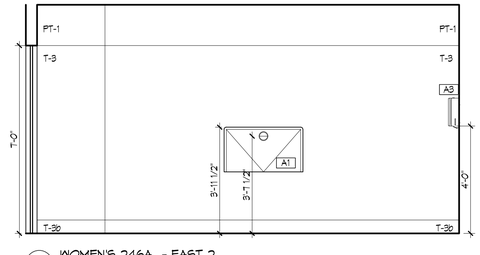

2 WOMEN'S 246A - EAST 2
3/8"=1'-0"

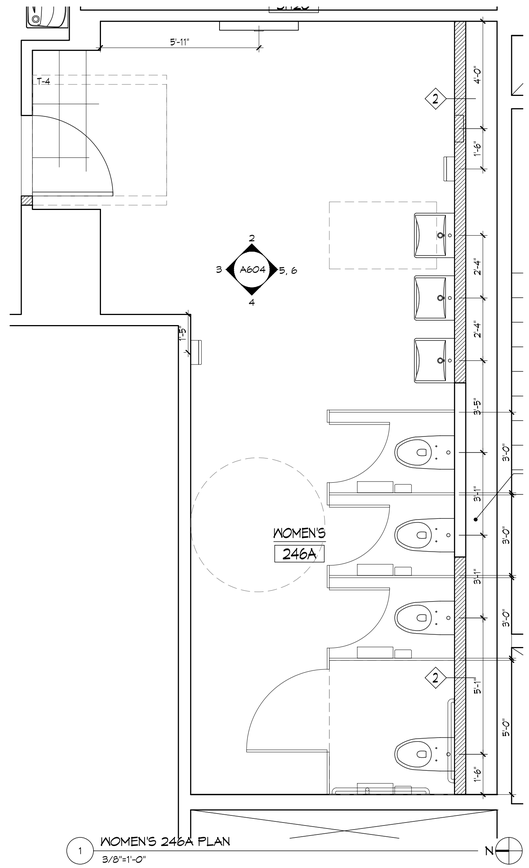

1 WOMEN'S 246A PLAN
3/8"=1'-0"

KINGS COUNTY SUPREME COURT BUILDING ACCESSIBILITY RENOVATIONS

360 Adams Street
Brooklyn NY 11201

Conditions

ALL IDEAS, DESIGNS, ARRANGEMENTS AND PLANS INDICATED OR REPRESENTED BY THIS DRAWING ARE OWNED BY, AND THE PROPERTY OF RONNETTE RILEY ARCHITECT AND WERE CREATED, EVOLVED AND DEVELOPED FOR THE USE ON, AND IN CONNECTION WITH THE SPECIFIED PROJECT.
NONE OF SUCH IDEAS, DESIGNS, ARRANGEMENTS OR PLANS SHALL BE USED BY OR DISCLOSED TO ANY PERSON, FIRM OR CORPORATION FOR ANY PURPOSE WHATSOEVER WITHOUT THE WRITTEN PERMISSION OF RONNETTE RILEY ARCHITECT.

© Copyright Ronnette Riley *Architect* 2021

Ronnette Riley *Architect*

494 Eighth Avenue, 15th Floor
New York, NY 10001
T 212 594 4015
F 212 594 2868
www.ronnetteriley.com

MEP Engineer:

Loring Consulting Engineers, Inc.
360 West 31st Street, 14th Floor
New York, NY 10001-2727
T 212-563 7400
www.loringengineers.com
New York City .Washington, DC . Princeton . Durham . Toronto

Structural Engineer:

Silman
32 Old Slip, 10th Floor
New York, NY 10005
T 212-620 7970
www.Silman.com

Rev	Date	Issue
	11 JUN 2021	Issue for SD Review
	22 OCT 2021	DD Review
	23 NOV 2021	DD Submission
	4 MAR 2022	Issue for Final DD
	6 DEC 2022	CD Review
	23 MAR 2023	CD FINAL

Title
2ND FL TOILET ELEVATIONS -2

Date	06-11-2021
Project No.	4107
Drawing By	KGS
CHK By	BL
Scale	3/8" = 1'-0"

DOB Rev

A604 .00

DOB SCAN

F:\2021 jobs\4107 dobs 360 adams sd-cd\05 drawings\RSA Set\4107 Elev.dwg 03/30/23 - 2:04pm msadamori

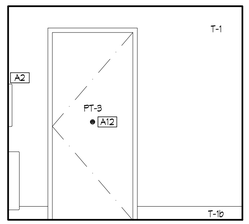

17 ALL GENDER 388B - SOUTH
3/8"=1'-0"

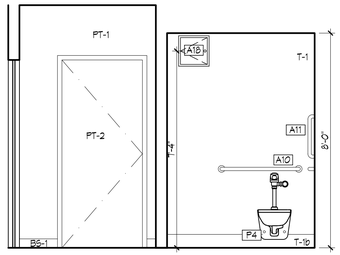

16 ALL GENDER 388B - WEST
3/8"=1'-0"

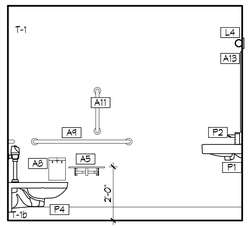

15 ALL GENDER 388B - NORTH 2
3/8"=1'-0"

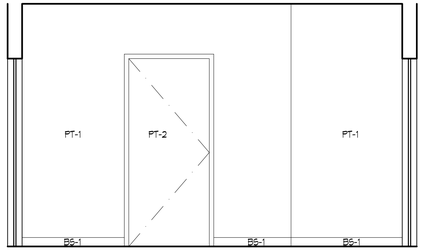

14 ALL GENDER 388B - NORTH 1
3/8"=1'-0"

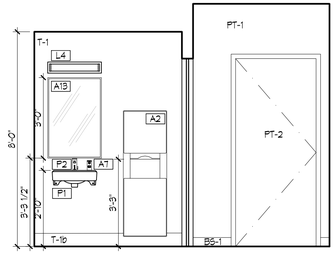

13 ALL GENDER 388B - EAST
3/8"=1'-0"

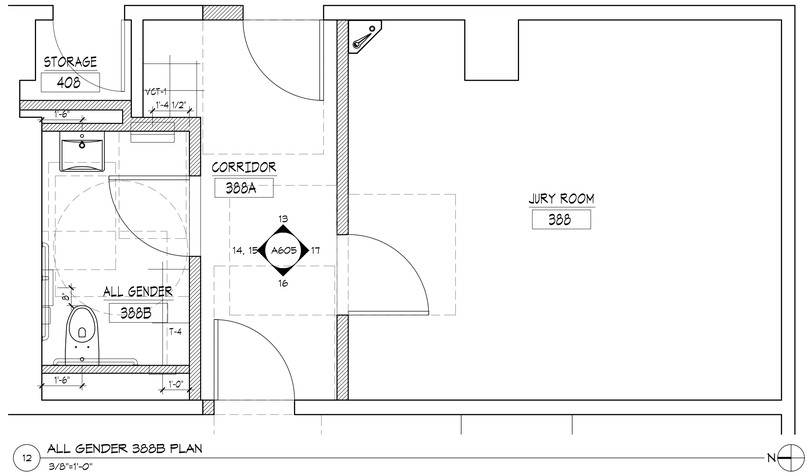

12 ALL GENDER 388B PLAN
3/8"=1'-0"

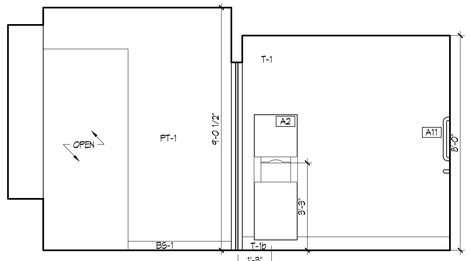

11 ALL GENDER 309B - SOUTH
3/8"=1'-0"

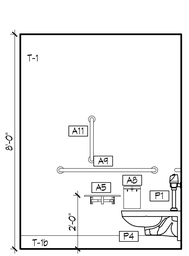

10 ALL GENDER 309B - WEST
3/8"=1'-0"

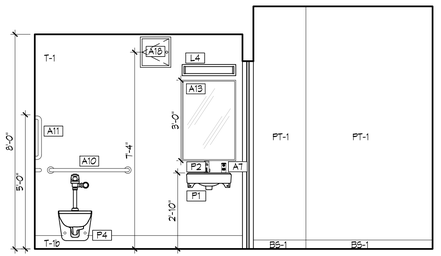

9 ALL GENDER 309B - NORTH
3/8"=1'-0"

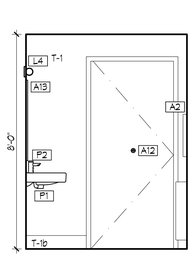

8 ALL GENDER 309B - EAST
3/8"=1'-0"

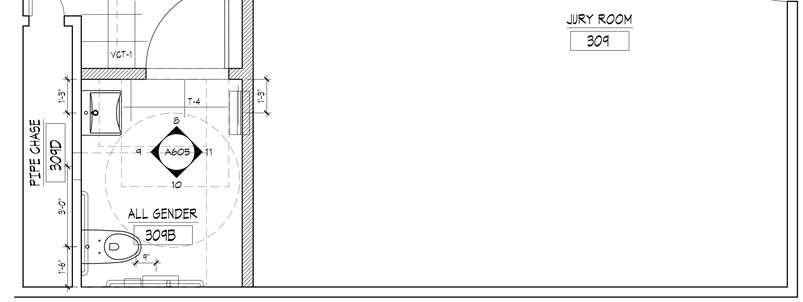

7 ALL GENDER 309B PLAN
3/8"=1'-0"

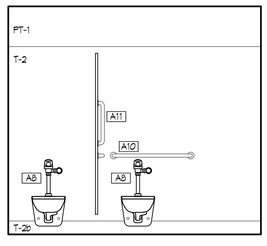

6 ALL GENER 306 - SOUTH 2
3/8"=1'-0"

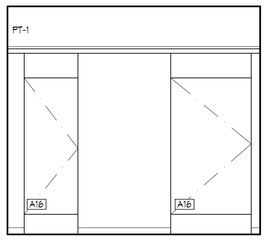

5 ALL GENER 306 - SOUTH 1
3/8"=1'-0"

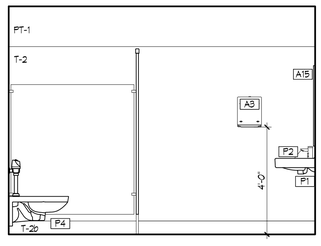

4 ALL GENER 306 - WEST
3/8"=1'-0"

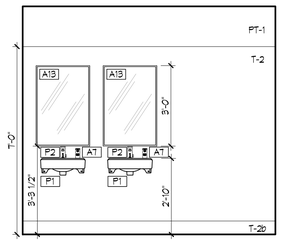

3 ALL GENER 306 - NORTH
3/8"=1'-0"

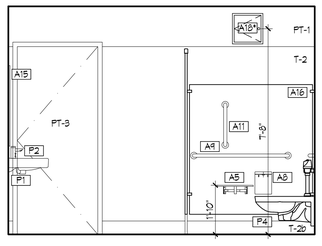

2 ALL GENDER 306 - EAST
3/8"=1'-0"

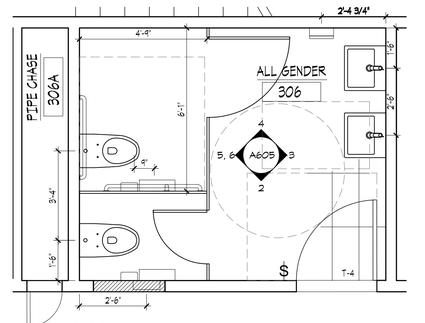

1 ALL GENDER 306 PLAN
3/8"=1'-0"

N

KINGS COUNTY SUPREME COURT BUILDING ACCESSIBILITY RENOVATIONS

360 Adams Street
Brooklyn NY 11201

Conditions

ALL IDEAS, DESIGNS, ARRANGEMENTS AND PLANS INDICATED OR REPRESENTED BY THIS DRAWING ARE OWNED BY, AND THE PROPERTY OF RONNETTE RILEY ARCHITECT AND WERE CREATED, EVOLVED AND DEVELOPED FOR THE USE ON, AND IN CONNECTION WITH THE SPECIFIED PROJECT.
NONE OF SUCH IDEAS, DESIGNS, ARRANGEMENTS OR PLANS SHALL BE USED BY OR DISCLOSED TO ANY PERSON, FIRM OR CORPORATION FOR ANY PURPOSE WHATSOEVER WITHOUT THE WRITTEN PERMISSION OF RONNETTE RILEY ARCHITECT.

© Copyright Ronnette Riley *Architect* 2021

Ronnette Riley *Architect*

494 Eighth Avenue, 15th Floor
New York, NY 10001
T 212 594 4015
F 212 594 2868
www.ronnetteriley.com

MEP Engineer:

Loring Consulting Engineers, Inc.
360 West 31st Street, 14th Floor
New York, NY 10001-2727
T 212-563 7400
www.loringengineers.com
New York City . Washington, DC . Princeton . Durham . Toronto

Structural Engineer:

Silman
32 Old Slip, 10th Floor
New York, NY 10005
T 212-620 7970
www.Silman.com

Rev	Date	Issue
	11 JUN 2021	Issue for SD Review
	22 OCT 2021	DD Review
	23 NOV 2021	DD Submission
	4 MAR 2022	Issue for Final DD
	6 DEC 2022	CD Review
	23 MAR 2023	CD FINAL

Title
3RD FL TOILET ELEVATIONS

Date	06-11-2021
Project No.	4107
Drawing By	KGS
CHK By	BL
Scale	3/8" = 1'-0"

DOB Rev

A605 .00

DOB SCAN

F:\2021\ [jobs\4107 dobs 360 adams st\4-cad\05 drawings\RRA Set\4107Elev.dwg 09/30/23 - 2:05pm msadamori

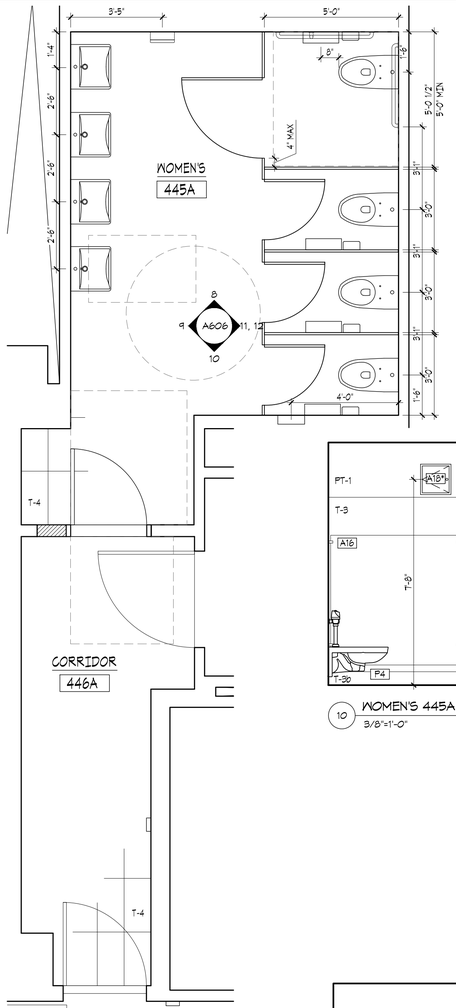

7 WOMEN'S 445A PLAN
3/8"=1'-0"

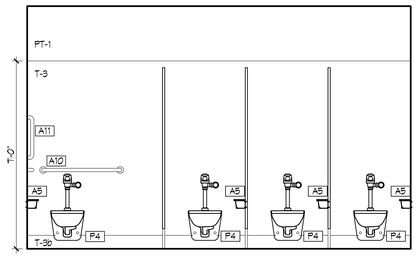

12 WOMEN'S 445A - NORTH 2
3/8"=1'-0"

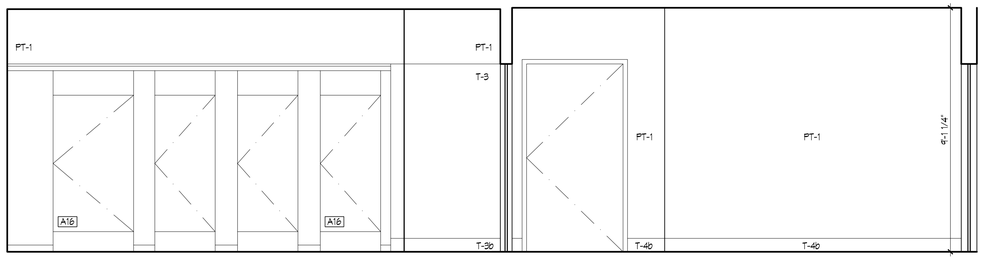

11 WOMEN'S 445A - NORTH 1
3/8"=1'-0"

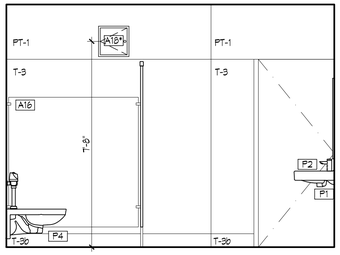

10 WOMEN'S 445A - WEST
3/8"=1'-0"

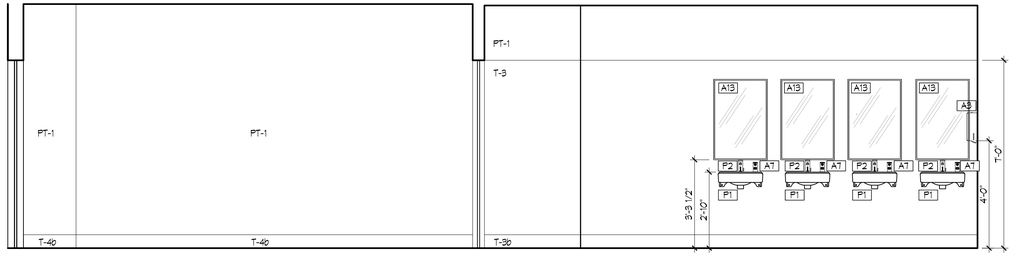

9 WOMEN'S 445A - NORTH
3/8"=1'-0"

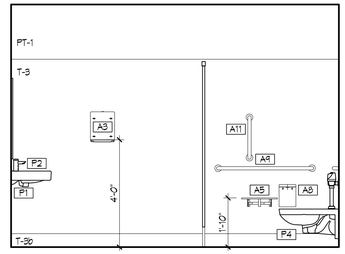

8 WOMEN'S 445A - EAST
3/8"=1'-0"

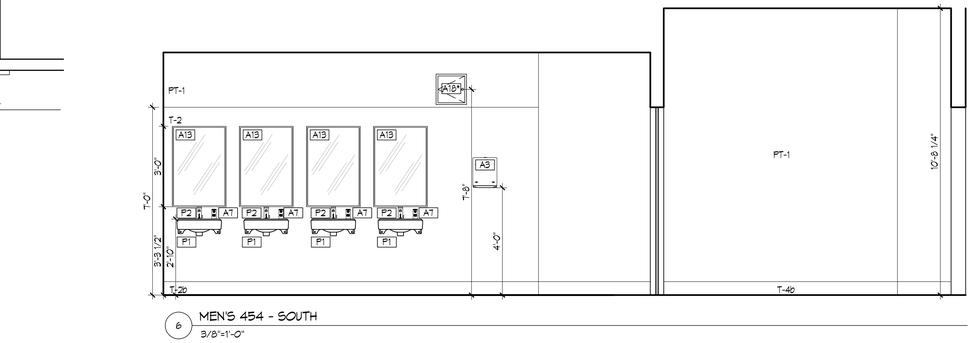

6 MEN'S 454 - SOUTH
3/8"=1'-0"

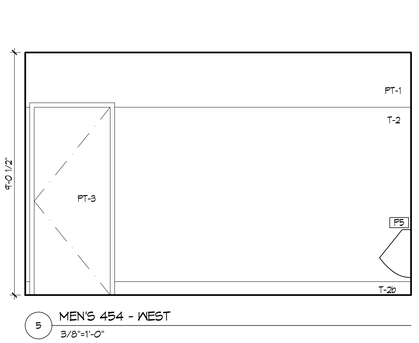

5 MEN'S 454 - WEST
3/8"=1'-0"

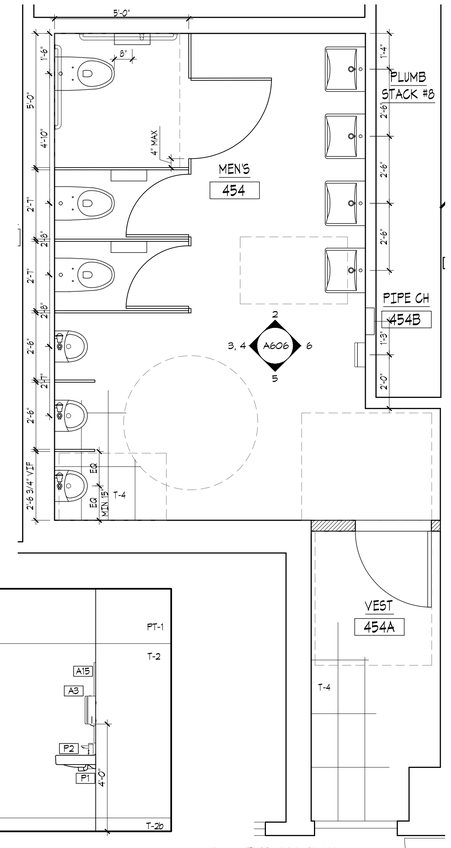

1 MEN'S 454 PLAN
3/8"=1'-0"

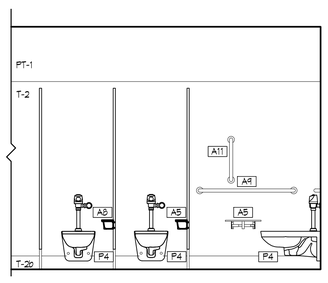

4 MEN'S 454 - NORTH 2
3/8"=1'-0"

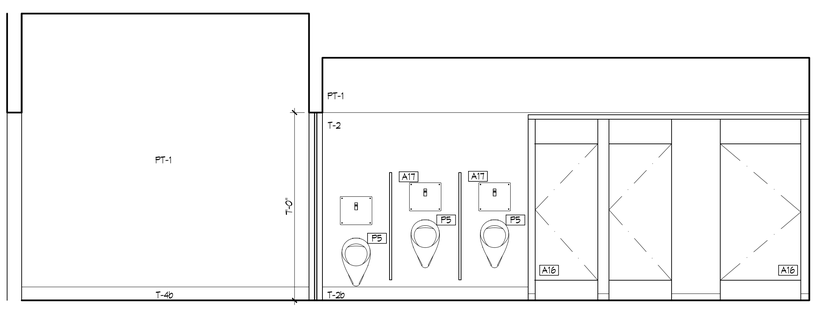

3 MEN'S 454 - NORTH 1
3/8"=1'-0"

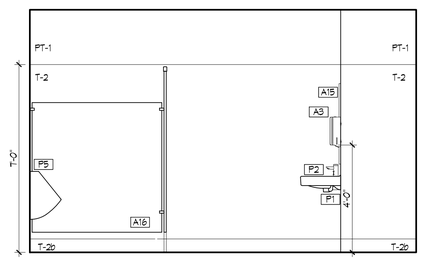

2 MEN'S 454 - EAST
3/8"=1'-0"

KINGS COUNTY SUPREME COURT BUILDING ACCESSIBILITY RENOVATIONS

360 Adams Street
Brooklyn NY 11201

Conditions

ALL IDEAS, DESIGNS, ARRANGEMENTS AND PLANS INDICATED OR REPRESENTED BY THIS DRAWING ARE OWNED BY, AND THE PROPERTY OF RONNETTE RILEY ARCHITECT AND WERE CREATED, EVOLVED AND DEVELOPED FOR THE USE ON, AND IN CONNECTION WITH THE SPECIFIED PROJECT.
NONE OF SUCH IDEAS, DESIGNS, ARRANGEMENTS OR PLANS SHALL BE USED BY OR DISCLOSED TO ANY PERSON, FIRM OR CORPORATION FOR ANY PURPOSE WHATSOEVER WITHOUT THE WRITTEN PERMISSION OF RONNETTE RILEY ARCHITECT.

© Copyright Ronnette Riley *Architect* 2021

Ronnette Riley *Architect*

494 Eighth Avenue, 15th Floor
New York, NY 10001
T 212 594 4015
F 212 594 2868
www.ronnetteriley.com

MEP Engineer:

Loring Consulting Engineers, Inc.
360 West 31st Street, 14th Floor
New York, NY 10001-2727
T 212-563 7400
www.loringengineers.com
New York City .Washington, DC . Princeton . Durham . Toronto

Structural Engineer:

Silman
32 Old Slip, 10th Floor
New York, NY 10005
T 212-620 7970
www.Silman.com

Rev	Date	Issue
	11 JUN 2021	Issue for SD Review
	22 OCT 2021	DD Review
	23 NOV 2021	DD Submission
	4 MAR 2022	Issue for Final DD
	6 DEC 2022	CD Review
	23 MAR 2023	CD FINAL

Title

4TH FL TOILET ELEVATIONS

Date	06-11-2021
Project No.	4107
Drawing By	KGS
CHK By	BL
Scale	3/8" = 1'-0"

DOB Rev

A606 .00

DOB SCAN

F:\2021 | 2021-1101 dobs 360 adams sd-ca\05 drawings\RRA Set\1101Elev.dwg, 03/30/23 - 2:25pm, msadamori

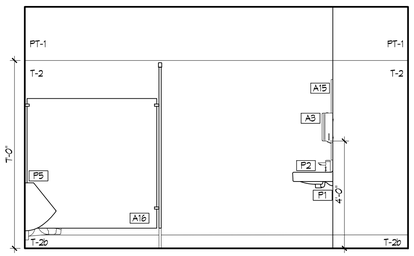

12 MEN'S 554 - EAST
3/8"=1'-0"

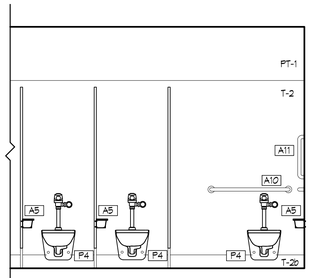

11 MEN'S 554 - NORTH 2
3/8"=1'-0"

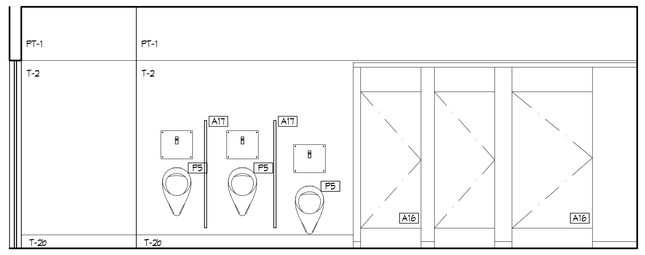

10 MEN'S 554 - NORTH 1
3/8"=1'-0"

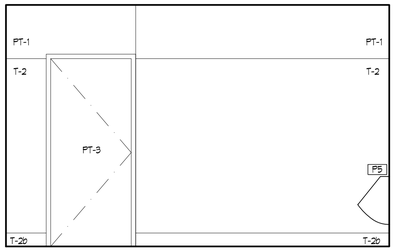

9 MEN'S 554 - WEST
3/8"=1'-0"

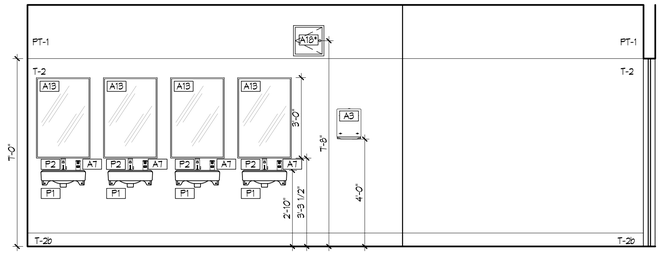

8 MEN'S 554 - SOUTH
3/8"=1'-0"

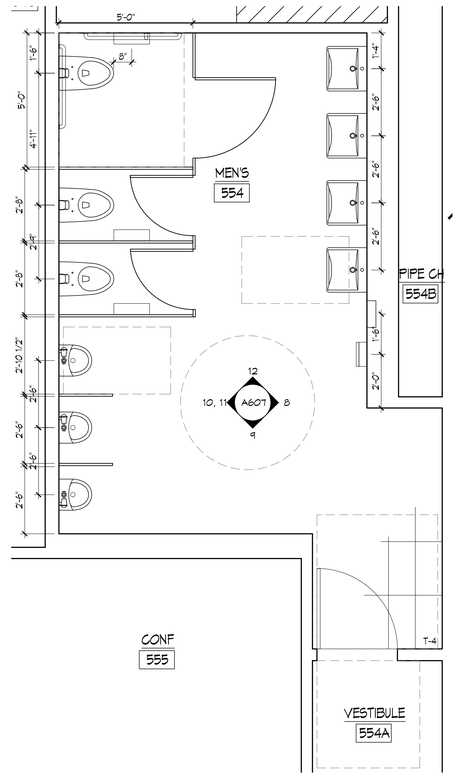

7 MEN'S 554 PLAN
3/8"=1'-0"

N

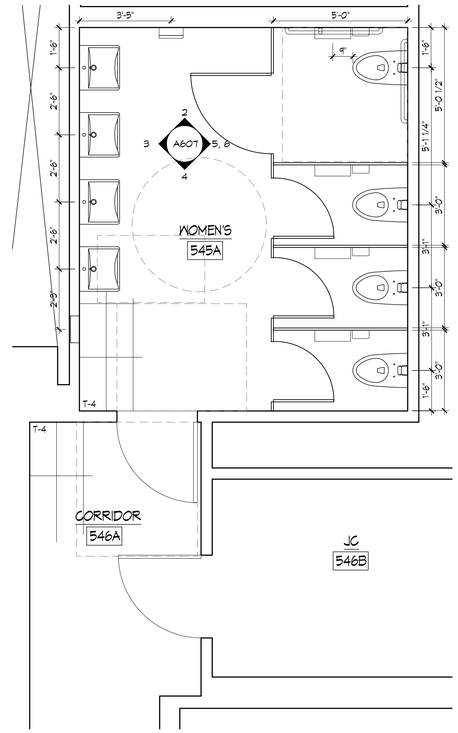

1 WOMEN'S 545A PLAN
3/8"=1'-0"

N

6 WOMEN'S 545A - SOUTH 2
3/8"=1'-0"

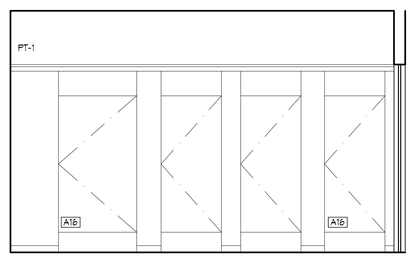

5 WOMEN'S 545A - SOUTH 1
3/8"=1'-0"

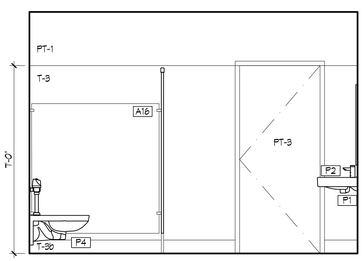

4 WOMEN'S 545A - WEST
3/8"=1'-0"

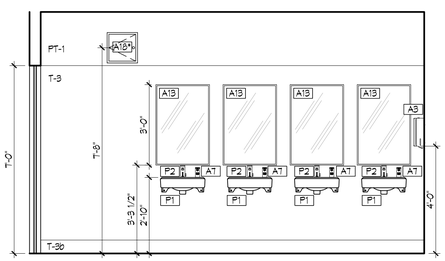

3 WOMEN'S 545A - NORTH
3/8"=1'-0"

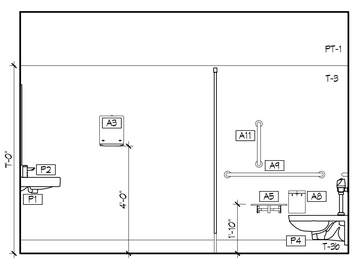

2 WOMEN'S 545A - EAST
3/8"=1'-0"

KINGS COUNTY SUPREME COURT BUILDING ACCESSIBILITY RENOVATIONS

360 Adams Street
Brooklyn NY 11201

Conditions

ALL IDEAS, DESIGNS, ARRANGEMENTS AND PLANS INDICATED OR REPRESENTED BY THIS DRAWING ARE OWNED BY, AND THE PROPERTY OF RONNETTE RILEY ARCHITECT AND WERE CREATED, EVOLVED AND DEVELOPED FOR THE USE ON, AND IN CONNECTION WITH THE SPECIFIED PROJECT.
NONE OF SUCH IDEAS, DESIGNS, ARRANGEMENTS OR PLANS SHALL BE USED BY OR DISCLOSED TO ANY PERSON, FIRM OR CORPORATION FOR ANY PURPOSE WHATSOEVER WITHOUT THE WRITTEN PERMISSION OF RONNETTE RILEY ARCHITECT.

© Copyright Ronnette Riley *Architect* 2021

Ronnette Riley *Architect*

494 Eighth Avenue, 15th Floor
New York, NY 10001
T 212 594 4015
F 212 594 2868
www.ronnetteriley.com

MEP Engineer:

Loring Consulting Engineers, Inc.
360 West 31st Street, 14th Floor
New York, NY 10001-2727
T 212-563 7400
www.loringengineers.com
New York City . Washington, DC . Princeton . Durham . Toronto

Structural Engineer:

Silman
32 Old Slip, 10th Floor
New York, NY 10005
T 212-620 7970
www.Silman.com

Rev	Date	Issue
	11 JUN 2021	Issue for SD Review
	22 OCT 2021	DD Review
	23 NOV 2021	DD Submission
	4 MAR 2022	Issue for Final DD
	6 DEC 2022	CD Review
	23 MAR 2023	CD FINAL

Title

5TH FL TOILET ELEVATIONS

Date	06-11-2021
Project No.	4107
Drawing By	KGS
CHK By	BL
Scale	3/8" = 1'-0"

DOB Rev

A607 .00

DOB SCAN

F:\2021 jobs\4107 dcas 360 adams sd-cd\05 drawings\RRA Set\4107Elev.dwg 03/30/23 - 2:05pm mstadmori

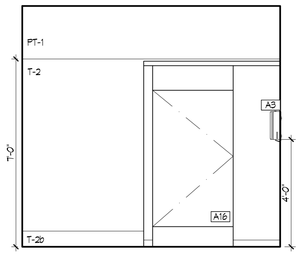

12 MEN'S 645 - SOUTH 1
3/8"=1'-0"

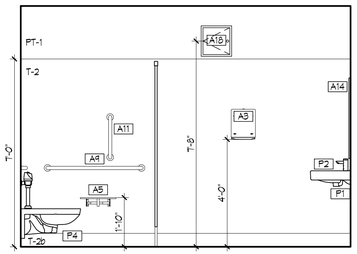

11 MEN'S 645 - WEST
3/8"=1'-0"

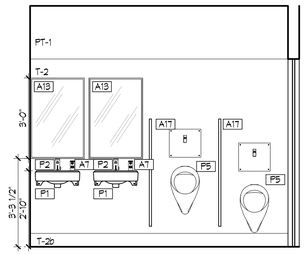

10 MEN'S 645 - NORTH
3/8"=1'-0"

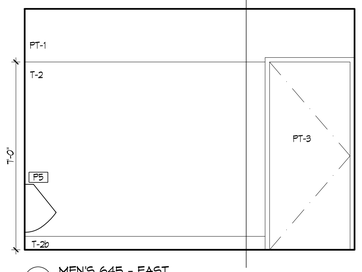

9 MEN'S 645 - EAST
3/8"=1'-0"

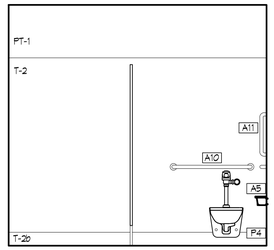

13 MEN'S 645 - SOUTH 2
3/8"=1'-0"

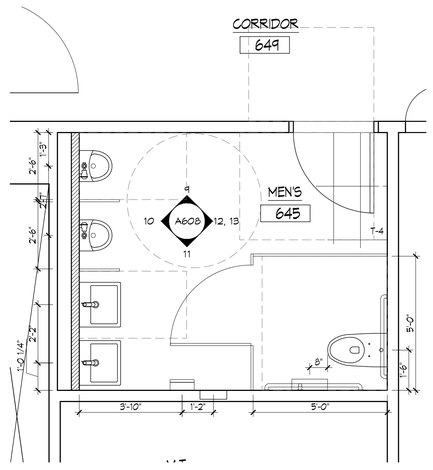

8 MEN'S 645 PLAN
3/8"=1'-0"
N

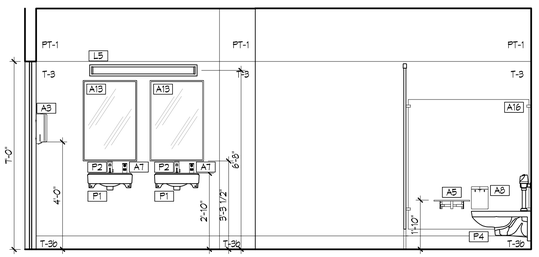

7 WOMEN'S 653 - SOUTH
3/8"=1'-0"

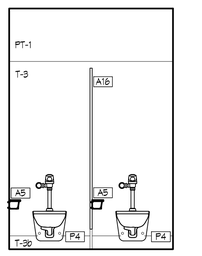

6 WOMEN'S 653 - WEST 2
3/8"=1'-0"

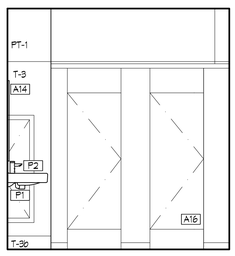

5 WOMEN'S 653 - WEST 1
3/8"=1'-0"

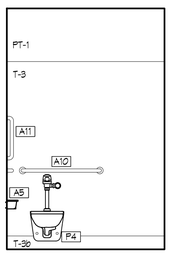

4 WOMEN'S 653 - NORTH 2
3/8"=1'-0"

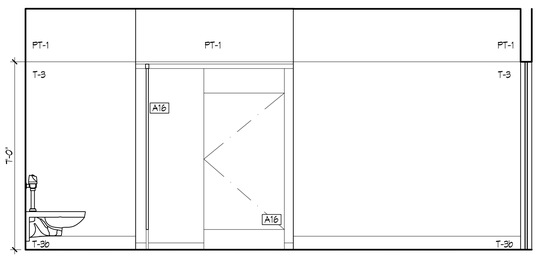

3 WOMEN'S 653 - NORTH 1
3/8"=1'-0"

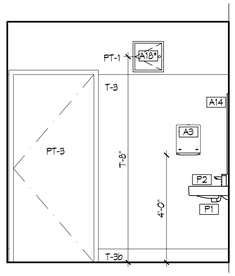

2 WOMEN'S 653 - EAST
3/8"=1'-0"

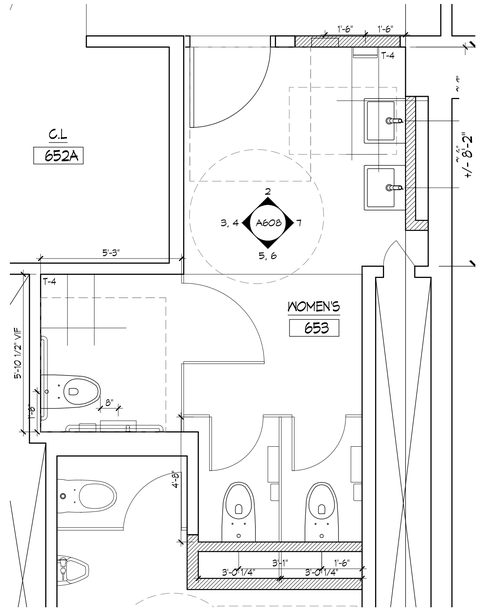

1 WOMEN'S 653 PLAN
3/8"=1'-0"
N

KINGS COUNTY SUPREME COURT BUILDING ACCESSIBILITY RENOVATIONS

360 Adams Street
Brooklyn NY 11201

Conditions

ALL IDEAS, DESIGNS, ARRANGEMENTS AND PLANS INDICATED OR REPRESENTED BY THIS DRAWING ARE OWNED BY, AND THE PROPERTY OF RONNETTE RILEY ARCHITECT AND WERE CREATED, EVOLVED AND DEVELOPED FOR THE USE ON, AND IN CONNECTION WITH THE SPECIFIED PROJECT.
NONE OF SUCH IDEAS, DESIGNS, ARRANGEMENTS OR PLANS SHALL BE USED BY OR DISCLOSED TO ANY PERSON, FIRM OR CORPORATION FOR ANY PURPOSE WHATSOEVER WITHOUT THE WRITTEN PERMISSION OF RONNETTE RILEY ARCHITECT.

© Copyright Ronnette Riley *Architect* 2021

Ronnette Riley *Architect*

494 Eighth Avenue, 15th Floor
New York, NY 10001
T 212 594 4015
F 212 594 2868
www.ronnetteriley.com

MEP Engineer:

Loring Consulting Engineers, Inc.
360 West 31st Street, 14th Floor
New York, NY 10001-2727
T 212-563 7400
www.loringengineers.com
New York City . Washington, DC . Princeton . Durham . Toronto

Structural Engineer:

Silman
32 Old Slip, 10th Floor
New York, NY 10005
T 212-620 7970
www.Silman.com

Rev	Date	Issue
	11 JUN 2021	Issue for SD Review
	22 OCT 2021	DD Review
	23 NOV 2021	DD Submission
	4 MAR 2022	Issue for Final DD
	6 DEC 2022	CD Review
	23 MAR 2023	CD FINAL

Title
6TH FL TOILET ELEVATIONS

Date	06-11-2021
Project No.	4107
Drawing By	KGS
CHK By	BL
Scale	3/8" = 1'-0"

DOB Rev

A608 .00

DOB SCAN

F:\2021 jobs\4107 docs 360 adams sd-cd\05 drawings\ARA Set\4107Elev.dwg 03/30/23 - 2:05pm msadamori

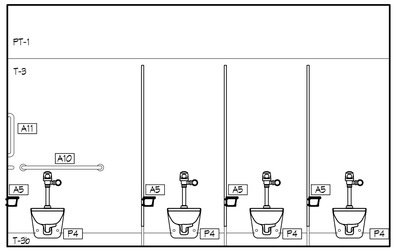

12 WOMEN'S 745A - SOUTH 2
3/8"=1'-0"

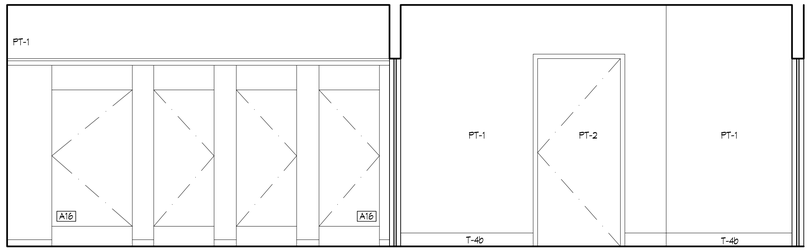

11 WOMEN'S 745A - SOUTH 1
3/8"=1'-0"

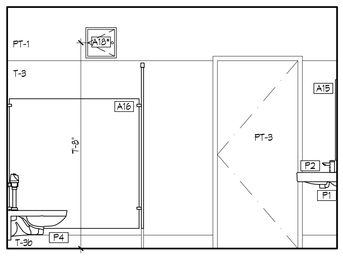

10 WOMEN'S 745A - WEST
3/8"=1'-0"

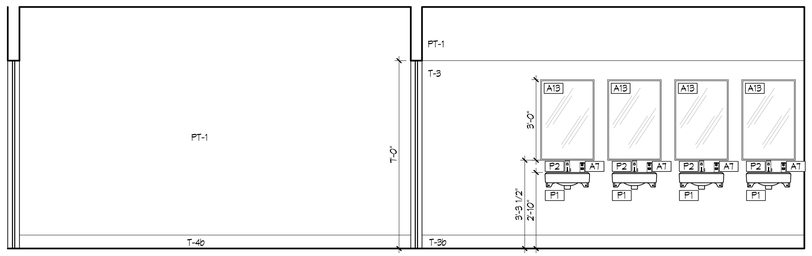

9 WOMEN'S 745A - NORTH
3/8"=1'-0"

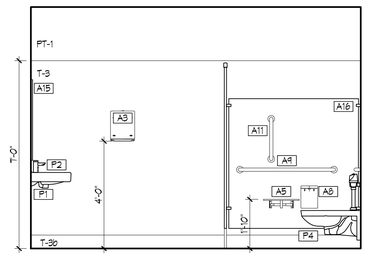

8 WOMEN'S 745A - EAST
3/8"=1'-0"

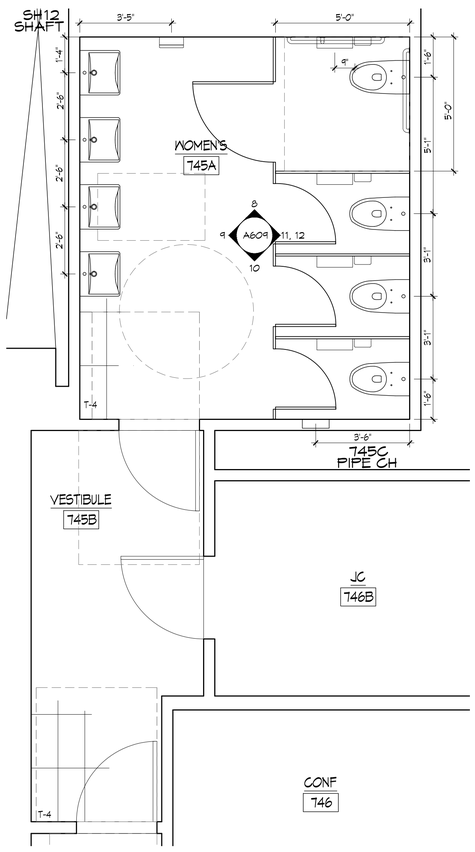

7 WOMEN'S 745A PLAN
3/8"=1'-0"

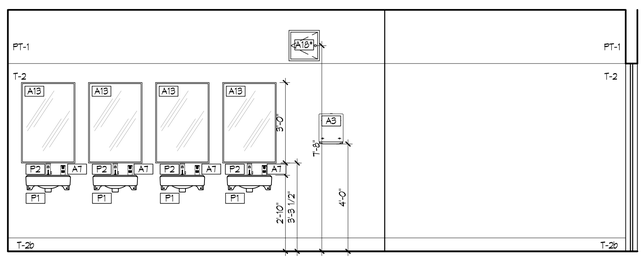

6 MEN'S 754 - SOUTH
3/8"=1'-0"

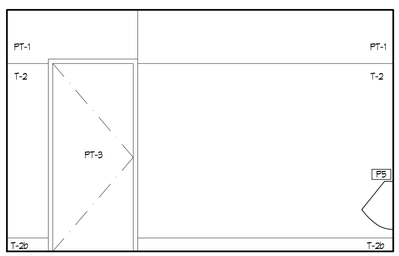

5 MEN'S 754 - WEST
3/8"=1'-0"

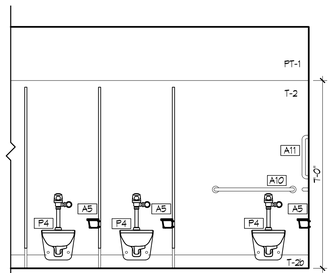

4 MEN'S 754 - NORTH 2
3/8"=1'-0"

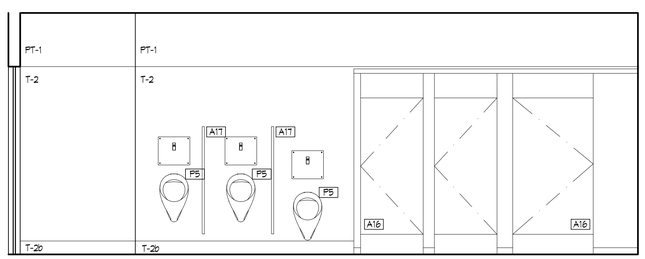

3 MEN'S 754 - NORTH 1
3/8"=1'-0"

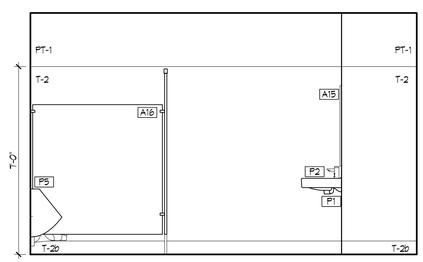

2 MEN'S 754 - EAST
3/8"=1'-0"

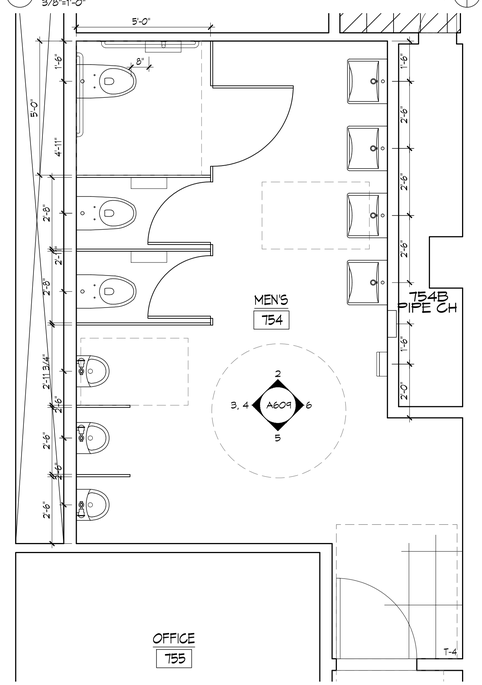

1 MEN'S 754 PLAN
3/8"=1'-0"

KINGS COUNTY SUPREME COURT BUILDING ACCESSIBILITY RENOVATIONS

360 Adams Street
Brooklyn NY 11201

Conditions

ALL IDEAS, DESIGNS, ARRANGEMENTS AND PLANS INDICATED OR REPRESENTED BY THIS DRAWING ARE OWNED BY, AND THE PROPERTY OF RONNETTE RILEY ARCHITECT AND WERE CREATED, EVOLVED AND DEVELOPED FOR THE USE ON, AND IN CONNECTION WITH THE SPECIFIED PROJECT.
NONE OF SUCH IDEAS, DESIGNS, ARRANGEMENTS OR PLANS SHALL BE USED BY OR DISCLOSED TO ANY PERSON, FIRM OR CORPORATION FOR ANY PURPOSE WHATSOEVER WITHOUT THE WRITTEN PERMISSION OF RONNETTE RILEY ARCHITECT.

© Copyright Ronnette Riley *Architect* 2021

Ronnette Riley *Architect*

494 Eighth Avenue, 15th Floor
New York, NY 10001
T 212 594 4015
F 212 594 2868
www.ronnetteriley.com

MEP Engineer:

Loring Consulting Engineers, Inc.
360 West 31st Street, 14th Floor
New York, NY 10001-2727
T 212-563 7400
www.loringengineers.com
New York City . Washington, DC . Princeton . Durham . Toronto

Structural Engineer:

Silman
32 Old Slip, 10th Floor
New York, NY 10005
T 212-620 7970
www.Silman.com

Rev	Date	Issue
	11 JUN 2021	Issue for SD Review
	22 OCT 2021	DD Review
	23 NOV 2021	DD Submission
	4 MAR 2022	Issue for Final DD
	6 DEC 2022	CD Review
	23 MAR 2023	CD FINAL

Title
7TH FL TOILET ELEVATIONS

Date	06-11-2021
Project No.	4107
Drawing By	KGS
CHK By	BL
Scale	3/8" = 1'-0"

DOB Rev

A609 .00

DOB SCAN

F:\2021 jobs\4107 dcas 360 adams sd-cd\05 drawi\rgs\RRA 5x7-4107Elev.dwg 03/30/23 - 2:05pm mladamori

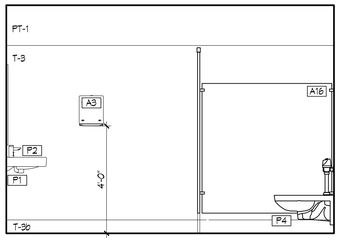

10 WOMEN'S 845 - WEST
3/8"=1'-0"

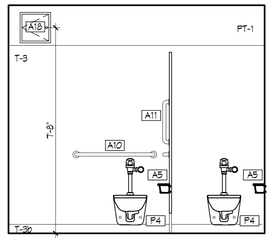

9 WOMEN'S 845 - NORTH 2
3/8"=1'-0"

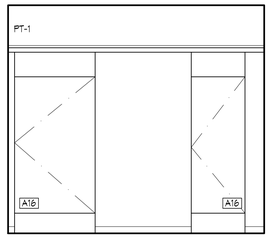

8 WOMEN'S 845 - NORTH 1
3/8"=1'-0"

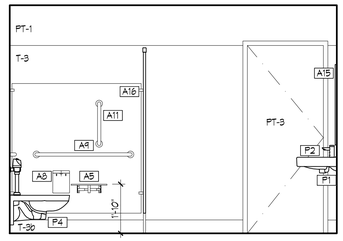

7 WOMEN'S 845 - EAST
3/8"=1'-0"

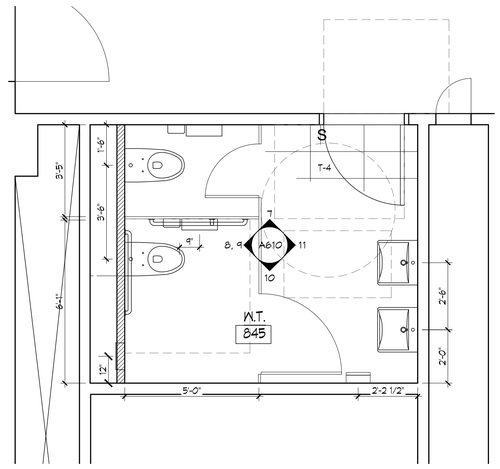

6 WOMEN'S 845 PLAN
3/8"=1'-0"
N

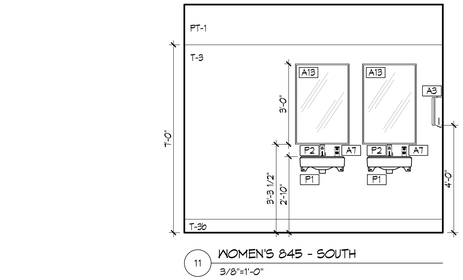

11 WOMEN'S 845 - SOUTH
3/8"=1'-0"

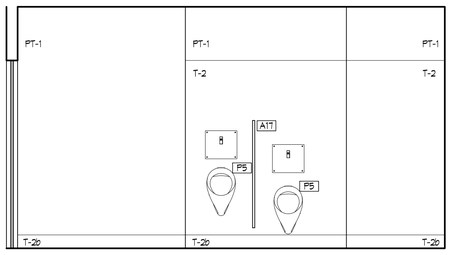

5 MEN'S 853 - SOUTH
3/8"=1'-0"

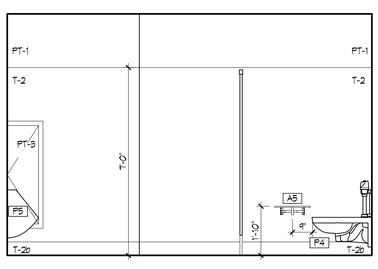

4 MEN'S 853 - WEST
3/8"=1'-0"

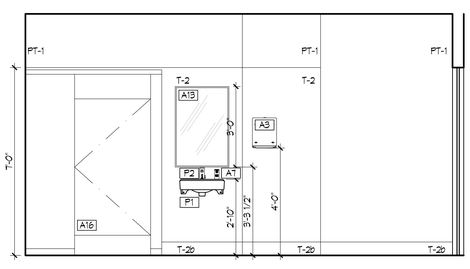

3 MEN'S 853 - NORTH
3/8"=1'-0"

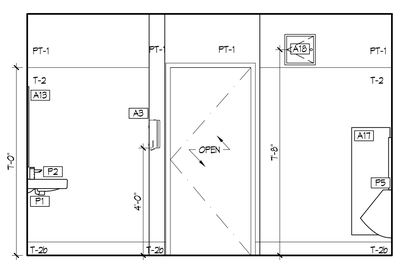

2 MEN'S 853 - EAST
3/8"=1'-0"

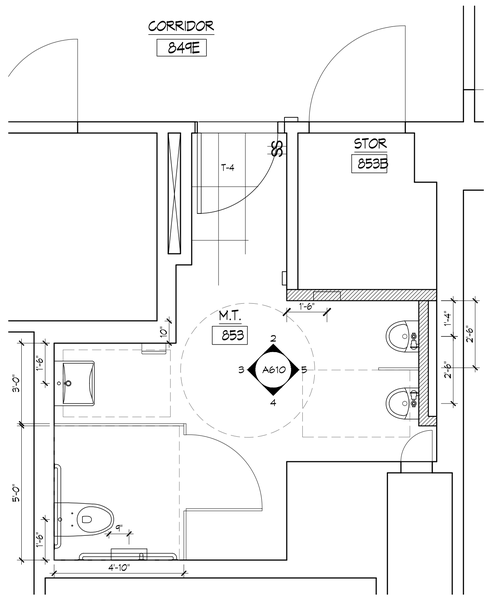

1 MEN'S 853 PLAN
3/8"=1'-0"
N

KINGS COUNTY SUPREME COURT BUILDING ACCESSIBILITY RENOVATIONS

360 Adams Street
Brooklyn NY 11201

Conditions

ALL IDEAS, DESIGNS, ARRANGEMENTS AND PLANS INDICATED OR REPRESENTED BY THIS DRAWING ARE OWNED BY, AND THE PROPERTY OF RONNETTE RILEY ARCHITECT AND WERE CREATED, EVOLVED AND DEVELOPED FOR THE USE ON, AND IN CONNECTION WITH THE SPECIFIED PROJECT.
NONE OF SUCH IDEAS, DESIGNS, ARRANGEMENTS OR PLANS SHALL BE USED BY OR DISCLOSED TO ANY PERSON, FIRM OR CORPORATION FOR ANY PURPOSE WHATSOEVER WITHOUT THE WRITTEN PERMISSION OF RONNETTE RILEY ARCHITECT.

© Copyright Ronnette Riley *Architect* 2021

Ronnette Riley *Architect*

494 Eighth Avenue, 15th Floor
New York, NY 10001
T 212 594 4015
F 212 594 2868
www.ronnetteriley.com

MEP Engineer:

Loring Consulting Engineers, Inc.
360 West 31st Street, 14th Floor
New York, NY 10001-2727
T 212-563 7400
www.loringengineers.com
New York City . Washington, DC . Princeton . Durham . Toronto

Structural Engineer:

Silman
32 Old Slip, 10th Floor
New York, NY 10005
T 212-620 7970
www.Silman.com

Rev	Date	Issue
	11 JUN 2021	Issue for SD Review
	22 OCT 2021	DD Review
	23 NOV 2021	DD Submission
	4 MAR 2022	Issue for Final DD
	6 DEC 2022	CD Review
	23 MAR 2023	CD FINAL

Title

8TH FL TOILET ELEVATIONS

Date	06-11-2021
Project No.	4107
Drawing By	KGS
CHK By	BL
Scale	3/8" = 1'-0"

DOB Rev

A610 .00

DOB SCAN

F:\2021_jobs\4107 dcas 360 adams st\cd-cd\05 drawings\RRA Set\4107Elev.dwg 03/30/23 - 2:05pm msadamori

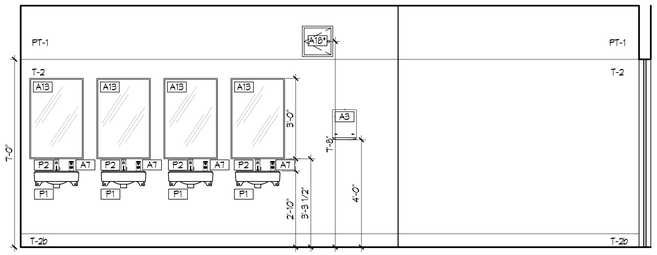

12 MEN'S 954 - SOUTH
3/8"=1'-0"

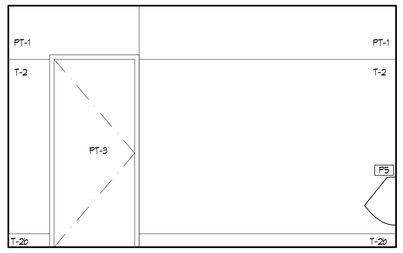

11 MEN'S 954 - WEST
3/8"=1'-0"

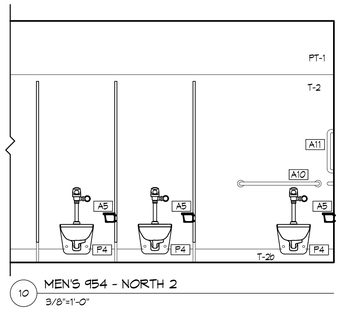

10 MEN'S 954 - NORTH 2
3/8"=1'-0"

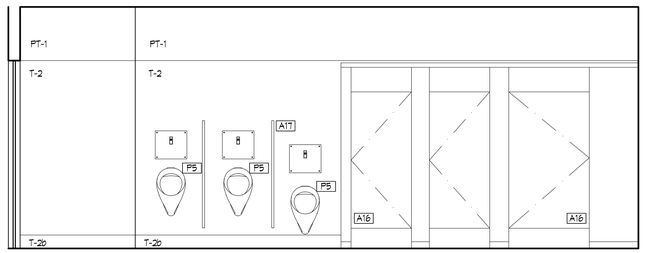

9 MEN'S 954 - NORTH 1
3/8"=1'-0"

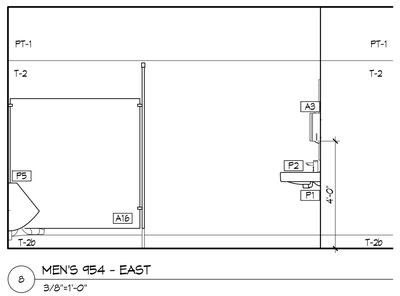

8 MEN'S 954 - EAST
3/8"=1'-0"

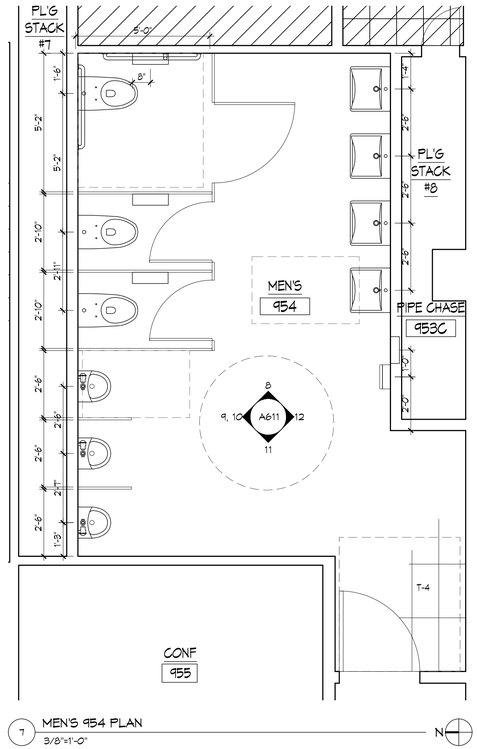

7 MEN'S 954 PLAN
3/8"=1'-0"

N

4 WOMEN'S 954A - SOUTH
3/8"=1'-0"

3 WOMEN'S 954A - NORTH
3/8"=1'-0"

2 WOMEN'S 954A - EAST
3/8"=1'-0"

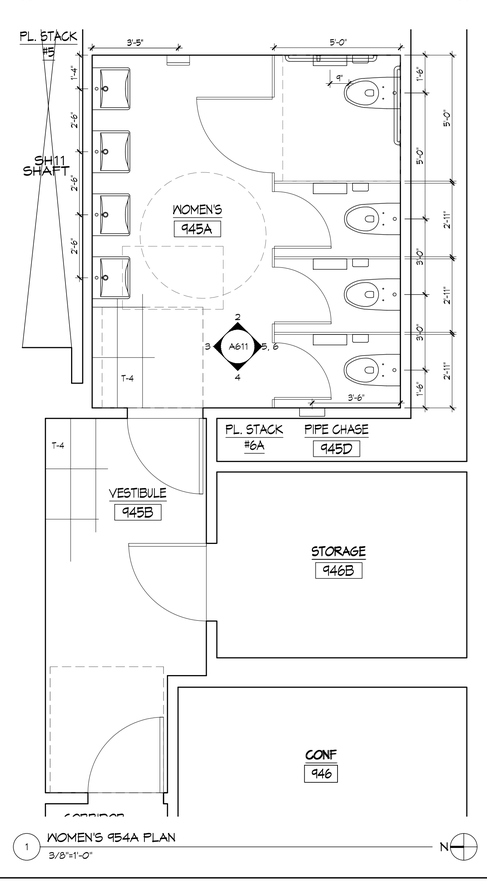

1 WOMEN'S 954A PLAN
3/8"=1'-0"

N

KINGS COUNTY SUPREME COURT BUILDING ACCESSIBILITY RENOVATIONS

360 Adams Street
Brooklyn NY 11201

Conditions

ALL IDEAS, DESIGNS, ARRANGEMENTS AND PLANS INDICATED OR REPRESENTED BY THIS DRAWING ARE OWNED BY, AND THE PROPERTY OF RONNETTE RILEY ARCHITECT AND WERE CREATED, EVOLVED AND DEVELOPED FOR THE USE ON, AND IN CONNECTION WITH THE SPECIFIED PROJECT.
NONE OF SUCH IDEAS, DESIGNS, ARRANGEMENTS OR PLANS SHALL BE USED BY OR DISCLOSED TO ANY PERSON, FIRM OR CORPORATION FOR ANY PURPOSE WHATSOEVER WITHOUT THE WRITTEN PERMISSION OF RONNETTE RILEY ARCHITECT.

© Copyright Ronnette Riley *Architect* 2021

Ronnette Riley *Architect*

494 Eighth Avenue, 15th Floor
New York, NY 10001
T 212 594 4015
F 212 594 2868
www.ronnetteriley.com

MEP Engineer:

Loring Consulting Engineers, Inc.
360 West 31st Street, 14th Floor
New York, NY 10001-2727
T 212-563 7400
www.loringengineers.com
New York City . Washington, DC . Princeton . Durham . Toronto

Structural Engineer:

Silman
32 Old Slip, 10th Floor
New York, NY 10005
T 212-620 7970
www.Silman.com

Rev	Date	Issue
	11 JUN 2021	Issue for SD Review
	22 OCT 2021	DD Review
	23 NOV 2021	DD Submission
	4 MAR 2022	Issue for Final DD
	6 DEC 2022	CD Review
	23 MAR 2023	CD FINAL

Title
9TH FL TOILET ELEVATIONS

Date	06-11-2021
Project No.	4107
Drawing By	KGS
CHK By	BL
Scale	3/8" = 1'-0"
	DOB Rev

A611 .00

DOB SCAN

F:\2021\ jobs\4107 dob 360 adams st\-cad\05 drawings\RRA Set\4107 Elev.dwg 03/30/23 - 2:26pm masdimori

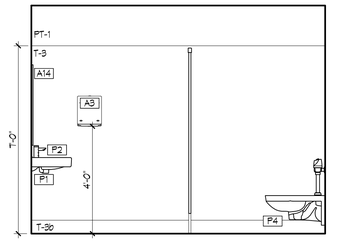

11 WOMEN'S 1045 - WEST
3/8"=1'-0"

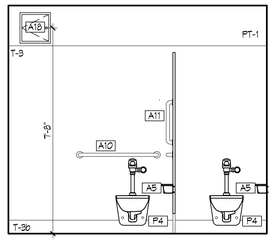

10 WOMEN'S 1045 - NORTH 2
3/8"=1'-0"

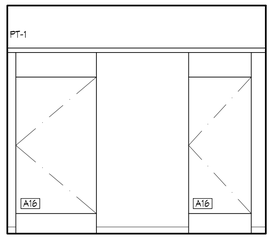

9 WOMEN'S 1045 - NORTH 1
3/8"=1'-0"

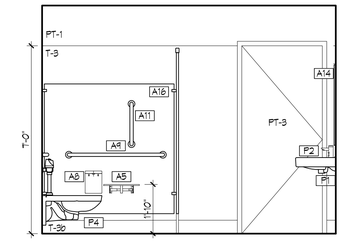

8 WOMEN'S 1045 - EAST
3/8"=1'-0"

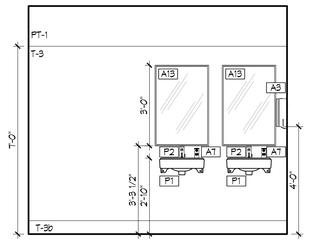

12 WOMEN'S 1045 - SOUTH
3/8"=1'-0"

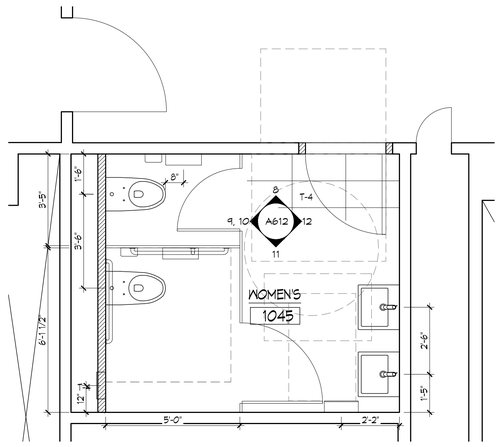

7 WOMEN'S 1045 PLAN
3/8"=1'-0"

N

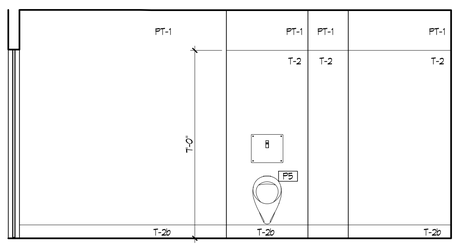

6 MEN'S 1053 - SOUTH
3/8"=1'-0"

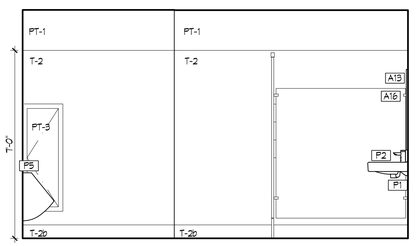

5 MEN'S 1053 - WEST
3/8"=1'-0"

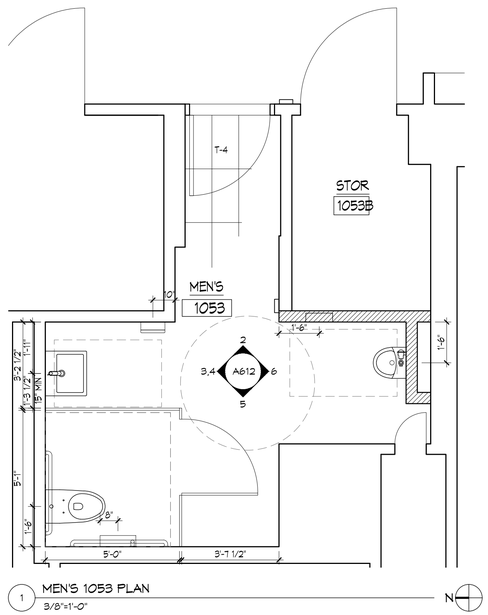

1 MEN'S 1053 PLAN
3/8"=1'-0"

N

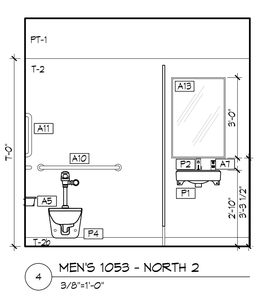

4 MEN'S 1053 - NORTH 2
3/8"=1'-0"

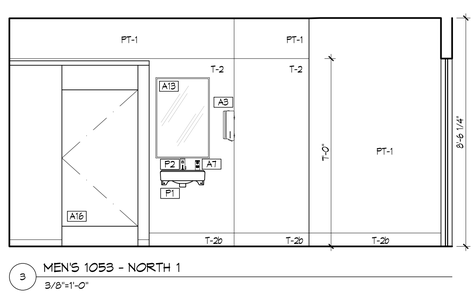

3 MEN'S 1053 - NORTH 1
3/8"=1'-0"

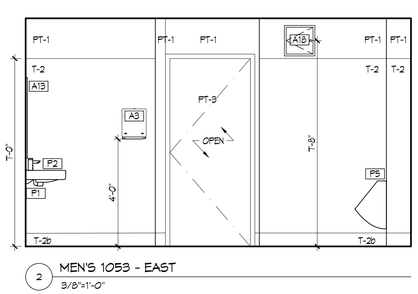

2 MEN'S 1053 - EAST
3/8"=1'-0"

N

Ronnette Riley *Architect*

494 Eighth Avenue, 15th Floor
New York, NY 10001
T 212 594 4015
F 212 594 2868
www.ronnetteriley.com

MEP Engineer:

Loring Consulting Engineers, Inc.
360 West 31st Street, 14th Floor
New York, NY 10001-2727
T 212-563 7400
www.loringengineers.com
New York City . Washington, DC . Princeton . Durham . Toronto

Structural Engineer:

Silman
32 Old Slip, 10th Floor
New York, NY 10005
T 212-620 7970
www.Silman.com

KINGS COUNTY SUPREME COURT BUILDING ACCESSIBILITY RENOVATIONS

360 Adams Street
Brooklyn NY 11201

Conditions

ALL IDEAS, DESIGNS, ARRANGEMENTS AND PLANS INDICATED OR REPRESENTED BY THIS DRAWING ARE OWNED BY, AND THE PROPERTY OF RONNETTE RILEY ARCHITECT AND WERE CREATED, EVOLVED AND DEVELOPED FOR THE USE ON, AND IN CONNECTION WITH THE SPECIFIED PROJECT.
NONE OF SUCH IDEAS, DESIGNS, ARRANGEMENTS OR PLANS SHALL BE USED BY OR DISCLOSED TO ANY PERSON, FIRM OR CORPORATION FOR ANY PURPOSE WHATSOEVER WITHOUT THE WRITTEN PERMISSION OF RONNETTE RILEY ARCHITECT.

© Copyright Ronnette Riley *Architect* 2021

Rev	Date	Issue
	11 JUN 2021	Issue for SD Review
	22 OCT 2021	DD Review
	23 NOV 2021	DD Submission
	4 MAR 2022	Issue for Final DD
	6 DEC 2022	CD Review
	23 MAR 2023	CD FINAL

Title

10TH FL TOILET ELEVATIONS

Date	06-11-2021
Project No.	4107
Drawing By	KGS
CHK By	BL
Scale	3/8" = 1'-0"
	DOB Rev

A612 .00

DOB SCAN

F:\2021 jobs\4107 dcas 360 adams sd-cd\05 draw\rgs\RRA Set-4107Rev.dwg 03/30/23 - 2:04pm msadamcri

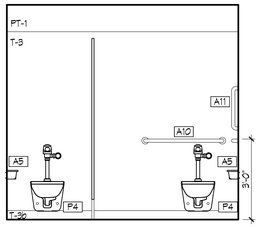

10 WOMEN'S 1168 - NORTH 2
3/8"=1'-0"

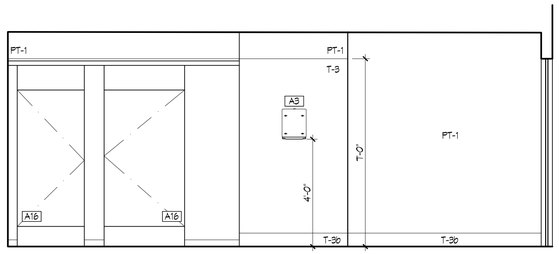

9 WOMEN'S 1168 - NORTH 1
3/8"=1'-0"

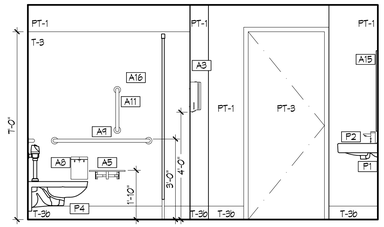

8 WOMEN'S 1168 - EAST
3/8"=1'-0"

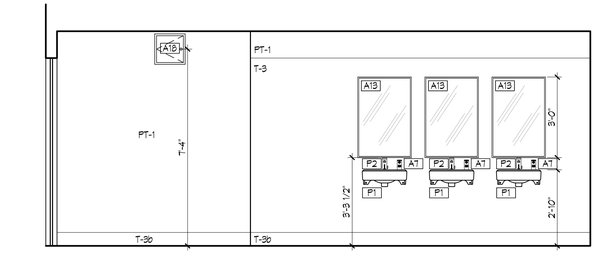

12 WOMEN'S 1168 - SOUTH
3/8"=1'-0"

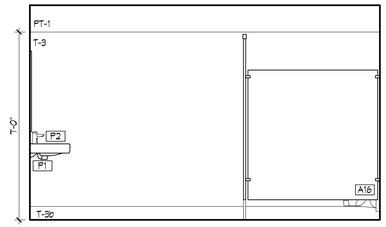

11 WOMEN'S 1168 - WEST
3/8"=1'-0"

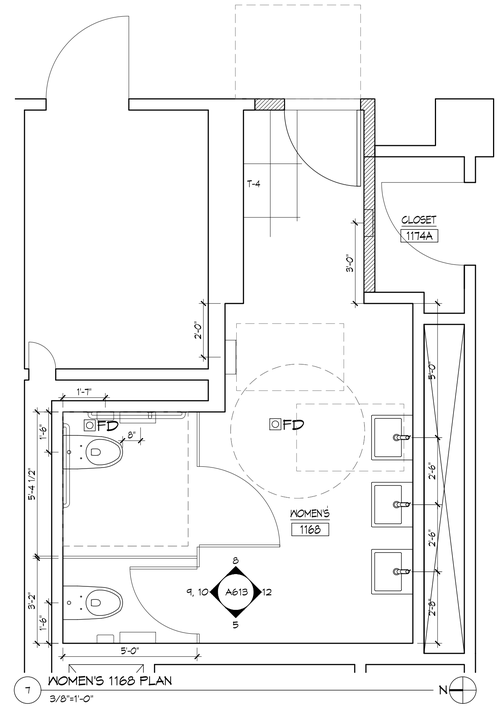

7 WOMEN'S 1168 PLAN
3/8"=1'-0"

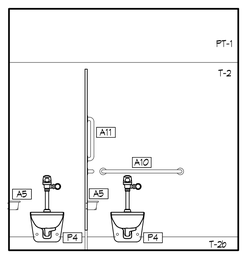

6 MEN'S 1128 - SOUTH 2
3/8"=1'-0"

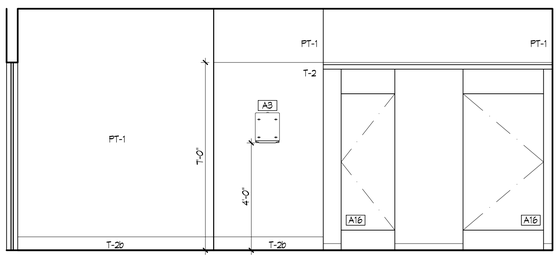

5 MEN'S 1128 - SOUTH 1
3/8"=1'-0"

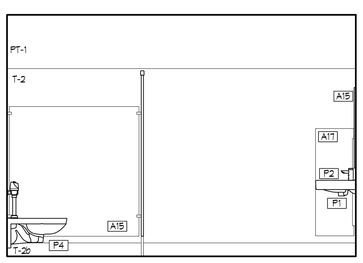

4 MEN'S 1128 - WEST
3/8"=1'-0"

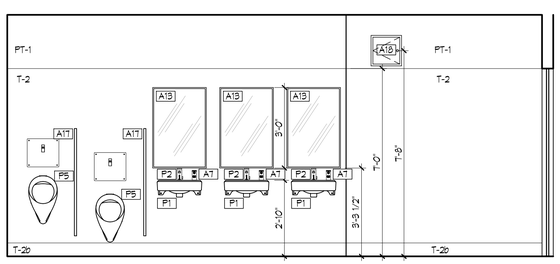

3 MEN'S 1128 - NORTH
3/8"=1'-0"

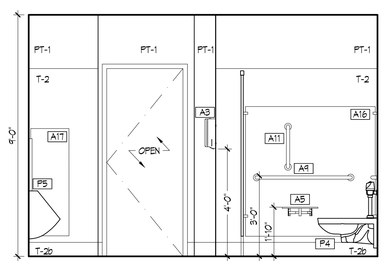

2 MEN'S 1128 - EAST
3/8"=1'-0"

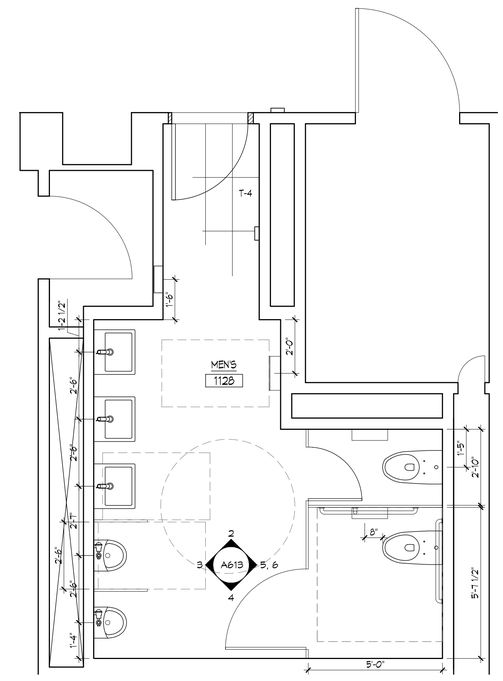

1 MEN'S 1128 PLAN
3/8"=1'-0"

KINGS COUNTY SUPREME COURT BUILDING ACCESSIBILITY RENOVATIONS

360 Adams Street
Brooklyn NY 11201

Conditions

ALL IDEAS, DESIGNS, ARRANGEMENTS AND PLANS INDICATED OR REPRESENTED BY THIS DRAWING ARE OWNED BY, AND THE PROPERTY OF RONNETTE RILEY ARCHITECT AND WERE CREATED, EVOLVED AND DEVELOPED FOR THE USE ON, AND IN CONNECTION WITH THE SPECIFIED PROJECT.
NONE OF SUCH IDEAS, DESIGNS, ARRANGEMENTS OR PLANS SHALL BE USED BY OR DISCLOSED TO ANY PERSON, FIRM OR CORPORATION FOR ANY PURPOSE WHATSOEVER WITHOUT THE WRITTEN PERMISSION OF RONNETTE RILEY ARCHITECT.

© Copyright Ronnette Riley *Architect* 2021

Ronnette Riley *Architect*

494 Eighth Avenue, 15th Floor
New York, NY 10001
T 212 594 4015
F 212 594 2868
www.ronnetteriley.com

MEP Engineer:

Loring Consulting Engineers, Inc.
360 West 31st Street, 14th Floor
New York, NY 10001-2727
T 212-563 7400
www.loringengineers.com
New York City . Washington, DC . Princeton . Durham . Toronto

Structural Engineer:

Silman
32 Old Slip, 10th Floor
New York, NY 10005
T 212-620 7970
www.Silman.com

Rev	Date	Issue
	11 JUN 2021	Issue for SD Review
	22 OCT 2021	DD Review
	23 NOV 2021	DD Submission
	4 MAR 2022	Issue for Final DD
	6 DEC 2022	CD Review
	23 MAR 2023	CD FINAL

Title
11TH FL TOILET ELEVATIONS

Date	06-11-2021
Project No.	4107
Drawing By	SJ / KGS
CHK By	BL
Scale	3/8" = 1'-0"

DOB Rev

A613 .00

DOB SCAN

F:\2021_jobs\4101 dob 360 adams sd-cd\05 drawings\KRA Set\4101Elev.dwg 03/30/23 - 2:06pm msadamori

DOOR NO.	ROOM NAME	ROOM NUMBER	FLOOR	DOOR						FRAME				SADDLE		HARDWARE		REMARKS
				SIZE	RATING	TYPE	THK	MAT	FIN	MAT	FIN	TYPE	DWG	TYPE	DWG	SET	FIN	
1ST FLOOR																		
103A	ELEV LOBBY	103A	1	6' X 7'	45 MIN	B	1-3/4"	HM	PTD	MTL	HM	F2	3/A-701	S2	11/A-701	AD-L4OS		1
103B (E)	VEST	103B	1	3'-1" X 7'		D(E)	1-3/4"	SS/GL	PTD	MTL	SS	F1 (E)	(E)	(E)		EX4.0		5,7
103C (E)	VEST	103C	1	3'-1" X 7'		D(E)	1-3/4"	SS/GL	PTD	MTL	SS	F1 (E)	(E)	(E)		EX1.1		5
103D (E)	VEST	103C	1	3'-1" X 6'-11"		D(E)	1-3/4"	SS/GL	PTD	MTL	SS	F1 (E)	(E)	(E)		EX76.1		5
109	RECORDS	109	1	6' X 7'	45 MIN	G	1-3/4"	HM	PTD	MTL	HM	F2	4/A-701	S2	11/A-701	AD-S4		1
122A	GUARDIANSHIP/ CENSUS	122A	1	6' X 7'	45 MIN	H	1-3/4"	HM	PTD	MTL	HM	F2	4/A-701	S2	11/A-701	AD-C4S		1,8
122B (E)	HELP CENTER	122B	1	3'-1" X 6'-11 1/4"	45 MIN	A (E)	1-3/4"	HM	PTD	MTL	HM	F1 (E)	(E)	(E)		EX12.0		3
122C	HELP CENTER	122D	1	6' X 7'	45 MIN	H	1-3/4"	HM	PTD	MTL	HM	F2	3/A-701	S2	11/A-701	AD-C4S		1
122D (E)	OFFICE	122C	1	3' X 7'		A (E)	1-3/4"	HM	PTD	MTL	HM	F1 (E)	(E)	(E)		EX13.0		3
144A (E)	OFFICE	144	1	3'-1" X 7'	45 MIN	C(E)	1-3/4"	HM	PTD	MTL	HM	F1 (E)	(E)	(E)		EX9.0		3
144B (E)	OFFICE	144	1	3'-1" X 7'	45 MIN	C(E)	1-3/4"	HM	PTD	MTL	HM	F1 (E)	(E)	(E)		EX9.0		3
144D	OFFICE	144	1	3' X 7'		C	1-3/4"	HM	PTD	MTL	HM	F1	3/A-701	S1	10/A-701	AD-C24		2
145	OFFICE	145	1	3' X 7'	45 MIN	C	1-3/4"	HM	PTD	MTL	HM	F1	`	S2	11/A-701	AD-O2		2
145A	WOMEN'S TOILET	145A	1	3' X 7'		K	1-3/4"	HM	PTD	MTL	HM	F1	3/A-701	S3	12/A-701	AD-PPD2		2
145B	MEN'S TOILET	145B	1	3' X 7'		K	1-3/4"	HM	PTD	MTL	HM	F1	3/A-701	S3	12/A-701	AD-PPD2		2
145C	HALLWAY	145C	1	3' X 7'	45 MIN	K	1-3/4"	HM	PTD	MTL	HM	F1	3/A-701	S2	11/A-701	AD-L24		2
156	WAITING RM	156A	1	6' X 7'	45 MIN	G	1-3/4"	HM	PTD	MTL	HM	F2	4/A-701	S2	11/A-701	AD-BBPCRS		1
156A	WAITING RM	156A	1	6' X 7'	45 MIN	G	1-3/4"	HM	PTD	MTL	HM	F2	4/A-701	S2	11/A-701	AD-BBPCRS		1
188A	CORRIDOR	188	1	6' X 7'	45 MIN	B	1-3/4"	HM	PTD	MTL	HM	F2	3/A-701	S1	10/A-701	AD-BBPCRS		1
190	OFFICE	190A	1	3' X 7'		A	1-3/4"	HM	PTD	MTL	HM	F1	5/A-701	S1	10/A-701	AD-O1		2
190A	OFFICE	190A	1	3' X 7'		A	1-3/4"	HM	PTD	MTL	HM	F1	5/A-701	S1	10/A-701	AD-O1		2
195A	ELEV LOBBY	195A	1	3'-1" X 6'-11"	45 MIN	B	1-3/4"	HM	PTD	MTL	HM	F2	3/A-701	S2	11/A-701	AD-BBLRS		1
195B (E)	VEST	195B	1	3'-1" X 6'-11"		D (E)	1-3/4"	SS/GL	PTD	MTL	SS	F1 (E)	(E)	(E)		EX76.0		5
195E (E)	VEST	195B	1	3'-1" X 7'		D (E)	1-3/4"	SS/GL	PTD	MTL	SS	F1 (E)	(E)	(E)		EX76.0		5
195C (E)	VEST	195C	1	3'-1" X 7'		D (E)	1-3/4"	SS/GL	PTD	MTL	SS	F1 (E)	(E)	(E)		EX4.0		5,7
2ND FLOOR																		
209 (E)	PROB	209	2	3'-1 1/2" X 7'	45 MIN	A (E)	1-3/4"	HM	PTD	MTL	HM	F1 (E)	(E)	(E)		EX62.0		3
210	WAITING	210	2	6' X 7'	45 MIN	H	1-3/4"	HM	PTD	MTL	HM	F2	4/A-701	S2	11/A-701	AD-C44		1
212 (E)	OFFICE	212	2	3'-1" X 7'	45 MIN	C (E)	1-3/4"	HM	PTD	MTL	HM	F1 (E)	(E)	(E)		EX52.0		3
213(E)	OFFICE	213	2	3'-1" X 7'	45 MIN	C (E)	1-3/4"	HM	PTD	MTL	HM	F1 (E)	(E)	(E)		EX52.0		3
221(E)	OFFICE	221	2	3'-1" X 7'	45 MIN	C (E)	1-3/4"	HM	PTD	MTL	HM	F1 (E)	(E)	(E)		EX52.0		3
222(E)	OFFICE	222	2	3'-1" X 7'	45 MIN	C (E)	1-3/4"	HM	PTD	MTL	HM	F1 (E)	(E)	(E)		EX53.0		3
224	COURT RM	224	2	6' X 6'-11"		B	1-3/4"	WD	PTD	MTL	HM	F2	6/A-701	S1	10/A-701	AD-BBPCS		1,8,9
224A	COURT RM	224	2	6' X 6'-11"		B	1-3/4"	WD	PTD	MTL	HM	F2	6/A-701	S1	10/A-701	AD-BBPCS		1,8,9
224B (E)	COURT RM	224	2	3' X 6'-11"		A (E)	1-3/4"	WD	PTD	MTL	HM	F1 (E)	(E)	(E)		EX25.0		3
224C (E)	COURT RM	224	2	3' X 6'-11"		A (E)	1-3/4"	WD	PTD	MTL	HM	F1 (E)	(E)	(E)		EX59.0		3
224D (E)	VEST	224	2	3' X 6'-11"		A (E)	1-3/4"	WD	PTD	MTL	HM	F1 (E)	(E)	(E)		EX59.0		3
229	VEST	229	2	6' X 7'	45 MIN	B	1-3/4"	HM	PTD	MTL	HM	F2	4/A-701	S2	11/A-701	AD-BBPCRS		1
231(E)	OFFICE	231	2	3'-1" X 7'	45 MIN	C (E)	1-3/4"	HM	PTD	MTL	HM	F1 (E)	(E)	(E)		EX62.0		3,7
240(E)	WOMEN'S TOILET	240	2	3' X 6'-11"	45 MIN	A (E)	1-3/4"	HM	PTD	MTL	HM	F1 (E)	(E)	(E)		EX77.0		3
240C(E)	MEN'S TOILET	240C	2	3' X 6'-11"	45 MIN	A (E)	1-3/4"	HM	PTD	MTL	HM	F1 (E)	(E)	(E)		EX78.0		3
245A	MEN'S TOILET	245	2	3' X 7'		A	1-3/4"	HM	PTD	MTL	HM	F1	3/A-701	S3	12/A-701	EX47.0		2
246	WOMEN'S TOILET	246	2	3' X 7'		A	1-3/4"	HM	PTD	MTL	HM	F1	3/A-701	S3	12/A-701	EX48.0		2
247A(E)	LOBBY	247	2	5'-11"X6'-9 1/2"		F (E)	1-3/4"	SS/GL	PTD	MTL	HM	F2 (E)	(E)	(E)		EX4.0		6,7
247B(E)	VEST	247C	2	5'-11"X6'-9 1/2"		F (E)	1-3/4"	SS/GL	PTD	MTL	HM	F2 (E)	(E)	(E)		EX3.0		6
247C(E)	VEST	247C	2	5'-11"X6'-9 1/2"		F (E)	1-3/4"	SS/GL	PTD	MTL	HM	F2 (E)	(E)	(E)		EX3.0		6
247D(E)	LOBBY	247	2	5'-11"X6'-9 1/2"		F (E)	1-3/4"	SS/GL	PTD	MTL	HM	F2 (E)	(E)	(E)		EX74.0		6
247E(E)	LOBBY	247	2	5'-11"X6'-9 1/2"		F (E)	1-3/4"	SS/GL	PTD	MTL	HM	F2 (E)	(E)	(E)		EX74.0		6
247F(E)	LOBBY	247	2	5'-11"X6'-9 1/2"		F (E)	1-3/4"	SS/GL	PTD	MTL	HM	F2 (E)	(E)	(E)		EX4.0		6,7
253 (E)	MEN'S TOILET	253	2	3' X 7'		K(E)	1-3/4"	HM	PTD	MTL	HM	F1 (E)	(E)	(E)		EX62.0		3,7
254	WOMEN'S TOILET	254	2	3' X 7'		K	1-3/4"	HM	PTD	MTL	HM	F1	8/A-701	S2	11/A-701	AD-PPD2		2
261	JURY IMPG RM	261	2	6' X 7'		B	1-3/4"	WD	PTD	MTL	HM	F2	4/A-701	S2	11/A-701	AD-BBPCS		1,9
261A	JURY IMPG RM	261	2	6' X 7'		B	1-3/4"	WD	PTD	MTL	HM	F2	4/A-701	S2	11/A-701	AD-BBPCS		1,9
3RD FLOOR																		
306	MEN'S TOILET	306	3	3' X 7'		K	1-3/4"	HM	PTD	MTL	HM	F1	9/A-401	S3	12/A-701	AD-PPD2		2
309(E)	JURY RM	309	3	3'-1" X 6'-11 1/2"		A (E)	1-3/4"	HM	PTD	MTL	HM	F1 (E)	(E)	(E)		EX44.0		3
309B	ALL GENDER	309B	3	3' X 7'		A	1-3/4"	HM	PTD	MTL	HM	F1	5/A-701	S3	12/A-701	AD-P1		2,10
319A	COURT RM	319	3	6' X 7'	45 MIN	B	1-3/4"	WD	PTD	MTL	HM	F2	6/A-701	S2	11/A-701	AD-BBPCRS		1
319B(E)	COURT RM	319	3	3'-1" X6'-11 1/4"	45 MIN	A (E)	1-3/4"	WD/HM	PTD	MTL	HM	F1 (E)	(E)	(E)		EX51.0		3
329A(E)	COURT RM	329	3	3'-1" X 7'	45 MIN	A (E)	1-3/4"	WD	PTD	MTL	HM	F1 (E)	(E)	(E)		EX62.0		3,7
329B(E)	COURT RM	329	3	3'-1" X 7'	45 MIN	A (E)	1-3/4"	WD	PTD	MTL	HM	F1 (E)	(E)	(E)		EX62.0		3,7
329C(E)	COURT RM	329	3	3'-1" X6'-11 1/4"	45 MIN	A (E)	1-3/4"	WD	PTD	MTL	HM	F1 (E)	(E)	(E)		EX10.0		3
329D(E)	COURT RM	329	3	3'-1" X6'-11 1/4"	45 MIN	A (E)	1-3/4"	WD	PTD	MTL	HM	F1 (E)	(E)	(E)		EX25.0		3
356A(E)	COURT RM	356	3	3' X 7'	45 MIN	A (E)	1-3/4"	HM	PTD	MTL	HM	F1 (E)	(E)	(E)		EX67.0		3
356B(E)	COURT RM	356	3	3' X 7'	45 MIN	A (E)	1-3/4"	HM	PTD	MTL	HM	F1 (E)	(E)	(E)		EX66.0		3
357A(E)	COURT RM	357	3	3' X 7'	45 MIN	A (E)	1-3/4"	HM	PTD	MTL	HM	F1 (E)	(E)	(E)		EX67.0		3
357B(E)	COURT RM	357	3	3' X 7'	45 MIN	A (E)	1-3/4"	HM	PTD	MTL	HM	F1 (E)	(E)	(E)		EX66.0		3
359A(E)	COURT RM	359	3	3' X 7'	45 MIN	A (E)	1-3/4"	HM	PTD	MTL	HM	F1 (E)	(E)	(E)		EX29.0		3
359B(E)	COURT RM	359	3	3' X 7'	45 MIN	A (E)	1-3/4"	HM	PTD	MTL	HM	F1 (E)	(E)	(E)		EX67.0		3
360A(E)	COURT RM	360	3	3' X 7'	45 MIN	A (E)	1-3/4"	HM	PTD	MTL	HM	F1 (E)	(E)	(E)		EX29.0		3
360B(E)	COURT RM	360	3	3' X 7'	45 MIN	A (E)	1-3/4"	HM	PTD	MTL	HM	F1 (E)	(E)	(E)		EX67.0		3
361A(E)	COURT RM	361	3	3' X 7'	45 MIN	A (E)	1-3/4"	HM	PTD	MTL	HM	F1 (E)	(E)	(E)		EX29.0		3
361B(E)	COURT RM	361	3	3' X 7'	45 MIN	A (E)	1-3/4"	HM	PTD	MTL	HM	F1 (E)	(E)	(E)		EX66.0		3
362A(E)	COURT RM	362	3	3' X 7'	45 MIN	A (E)	1-3/4"	HM	PTD	MTL	HM	F1 (E)	(E)	(E)		EX28.0		3
362B(E)	COURT RM	362	3	3' X 7'	45 MIN	A (E)	1-3/4"	HM	PTD	MTL	HM	F1 (E)	(E)	(E)		EX67.0		3
363A(E)	COURT RM	363	3	3' X 7'	45 MIN	A (E)	1-3/4"	HM	PTD	MTL	HM	F1 (E)	(E)	(E)		EX67.0		3
363B(E)	COURT RM	363	3	3' X 7'	45 MIN	A (E)	1-3/4"	HM	PTD	MTL	HM	F1 (E)	(E)	(E)		EX30.0		3
364A(E)	COURT RM	364	3	3' X 7'	45 MIN	A (E)	1-3/4"	HM	PTD	MTL	HM	F1 (E)	(E)	(E)		EX66.0		3
364B(E)	COURT RM	364	3	3' X 7'	45 MIN	A (E)	1-3/4"	HM	PTD	MTL	HM	F1 (E)	(E)	(E)		EX29.0		3
365A(E)	COURT RM	365	3	3' X 7'	45 MIN	A (E)	1-3/4"	HM	PTD	MTL	HM	F1 (E)	(E)	(E)		EX64.0		3
365B(E)	COURT RM	365	3	3' X 7'	45 MIN	A (E)	1-3/4"	HM	PTD	MTL	HM	F1 (E)	(E)	(E)		EX65.0		3
365C(E)	COURT RM	365	3	3' X 7'		A (E)	1-3/4"	HM	PTD	MTL	HM	F1 (E)	(E)	(E)		EX30.0		4
366(E)	COURT RM	366	3	3' X 7'	45 MIN	A (E)	1-3/4"	HM	PTD	MTL	HM	F1 (E)	(E)	(E)		EX62.0		3,7
366B(E)	COURT RM	366	3	3' X 7'		A (E)	1-3/4"	HM	PTD	MTL	HM	F1 (E)	(E)	(E)		EX30.0		3
371A(E)	VEST	371A	3	3' X 7'	45 MIN	A	1-3/4"	HM	PTD	MTL	HM	F1	5/A-701	S1	10/A-701	AD-C24		2
371B	ALL GENDER	371B	3	3' X 7'		A	1-3/4"	HM	PTD	MTL	HM	F1	5/A-701	S3	12/A-701	AD-P1S		2,10
372A	VEST	372A	3	3' X 7'	45 MIN	A	1-3/4"	HM	PTD	MTL	HM	F1	5/A-701	S1	10/A-701	AD-C24		2
372B	ALL GENDER	372B	3	3' X 7'		A	1-3/4"	HM	PTD	MTL	HM	F1	5/A-701	S3	12/A-701	AD-P1		2,10
373A	VEST	373A	3	3' X 7'	45 MIN	A	1-3/4"	HM	PTD	MTL	HM	F1	5/A-701	S1	10/A-701	AD-C24		2
373B	ALL GENDER	373B	3	3' X 7'		A	1-3/4"	HM	PTD	MTL	HM	F1	5/A-701	S3	12/A-701	AD-P1S		2,10
374A	VEST	374A	3	3' X 7'	45 MIN	A	1-3/4"	HM	PTD	MTL	HM	F1	5/A-701	S1	10/A-701	AD-C24		2
374B	ALL GENDER	374B	3	3' X 7'		A	1-3/4"	HM	PTD	MTL	HM	F1	5/A-701	S3	12/A-701	AD-P1		2,10
383A	VEST	383A	3	3' X 7'	45 MIN	A	1-3/4"	HM	PTD	MTL	HM	F1	5/A-701	S1	10/A-701	AD-C24		2
383B	ALL GENDER	383B	3	3' X 7'		A	1-3/4"	HM	PTD	MTL	HM	F1	5/A-701	S3	12/A-701	AD-P1S		2,10
384A	VEST	384A	3	3' X 7'	45 MIN	A	1-3/4"	HM	PTD	MTL	HM	F1	5/A-701	S1	10/A-701	AD-C24		2
384B	ALL GENDER	384B	3	3' X 7'		A	1-3/4"	HM	PTD	MTL	HM	F1	5/A-701	S3	12/A-701	AD-P1S		2,10
388	JURY ROOM	388	3	3' X 7'		A	1-3/4"	HM	PTD	MTL	HM	F1	5/A-702	S1	10/A-701	AD-C24		2
388A(E)	CORRIDOR	388A	3	3' X 7'	45 MIN	A (E)	1-3/4"	HM	PTD	MTL	HM	F1 (E)	(E)	(E)		AD-C24		2
388B	ALL GENDER	388B	3	3' X 7'		A	1-3/4"	HM	PTD	MTL	HM	F1	5/A-701	S3	12/A-701	AD-P1		2,10
390(E)	JURY RM	390	3	3' X 7'		A (E)	1-3/4"	HM	PTD	MTL	HM	F1 (E)	(E)	(E)		AD-C24		3
391A	VEST	391A	3	3' X 7'	45 MIN	A	1-3/4"	HM	PTD	MTL	HM	F1	5/A-701	S1	10/A-701	AD-C24		2
391B	ALL GENDER	391B	3	3' X 7'		A	1-3/4"	HM	PTD	MTL	HM	F1	5/A-701	S3	12/A-701	AD-P1		2,10
392A	VEST	392A	3	3' X 7'	45 MIN	A	1-3/4"	HM	PTD	MTL	HM	F1	5/A-701	S1	10/A-701	AD-C24		2
392B	ALL GENDER	392B	3	3' X 7'		A	1-3/4"	HM	PTD	MTL	HM	F1	5/A-701	S3	12/A-701	AD-P1		2,10
4TH FLOOR																		
417	JURY RM	417	4	3' X 7'	45 MIN	A	1-3/4"	HM	PTD	MTL	HM	F1	4/A-701	S2	11/A-701	AD-C24		2
417A	JURY RM	417A	4	3' X 7'	45 MIN	A	1-3/4"	HM	PTD	MTL	HM	F1	4/A-701	S2	11/A-701	AD-C24		2
417B	ALL GENDER	417B	4	3' X 7'		A	1-3/4"	HM	PTD	MTL	HM	F1	8/A-701	S3	12/A-701	AD-P1S		2,10
417C	ALL GENDER	417C	4	3' X 7'		A	1-3/4"	HM	PTD	MTL	HM	F1	8/A-701	S3	12/A-701	AD-P1S		2,10
419A(E)	COURT RM	419	4	3'-1 1/4" X 7'	45 MIN	C (E)	1-3/4"	WD/HM	PTD	MTL	HM	F1 (E)	(E)	(E)		EX60.0		3
419B(E)	COURT RM	419	4	3'-1" X 7'	45 MIN	C (E)	1-3/4"	WD/HM	PTD	MTL	HM	F1 (E)	(E)	(E)		EX62.0		3,7
419C(E)	COURT RM	419	4	3' X 7'	45 MIN	A (E)	1-3/4"	WD/HM	PTD	MTL	HM	F1 (E)	(E)	(E)		EX11.0		3
423(E)	COURT RM	423	4	3'-1" X 7'	45 MIN	C (E)	1-3/4"	WD/HM	PTD	MTL	HM	F1 (E)	(E)	(E)		EX49.0		3

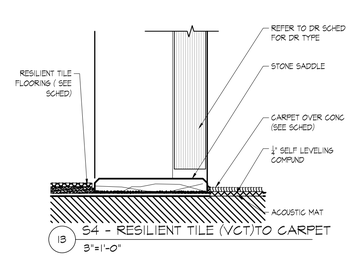

13 S4 - RESILIENT TILE (VCT)TO CARPET
3"=1'-0"

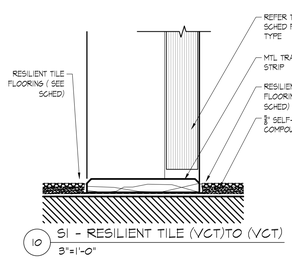

10 S1 - RESILIENT TILE (VCT)TO (VCT)
3"=1'-0"

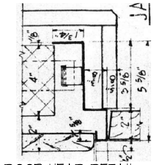

6 DOOR HEAD DETAIL
3"=1'-0"

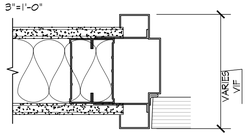

5 DOOR HEAD DETAIL
3"=1'-0"

12 S3 - RESILIENT TILE (VCT)TO TILE
3"=1'-0"

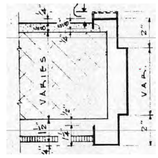

9 DOOR HEAD DETAIL
3"=1'-0"

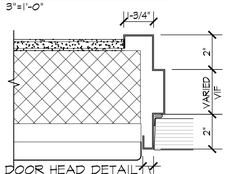

4 DOOR HEAD DETAIL
3"=1'-0"

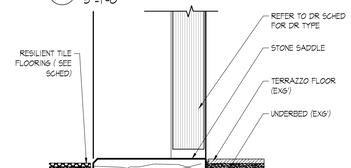

11 S2 - RESILIENT TILE (VCT)TO TERRAZZO
3"=1'-0"

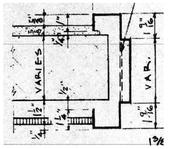

8 DOOR HEAD DETAIL
3"=1'-0"

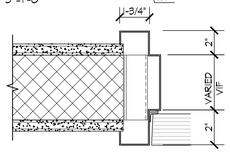

3 DOOR HEAD/JAMB DETAIL
3"=1'-0"

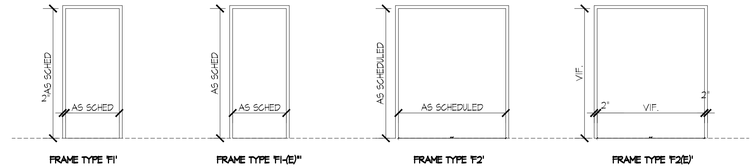

FRAME TYPE 'F1' FRAME TYPE 'F1-(E)" FRAME TYPE 'F2' FRAME TYPE 'F2(E)'

2 DOOR FRAME TYPES
1/4"=1'-0"

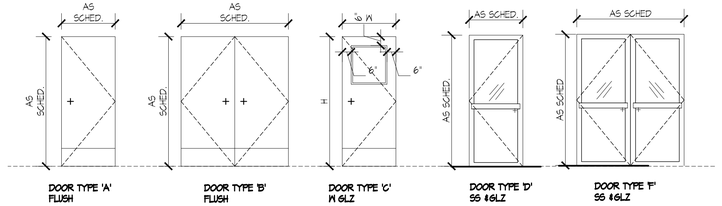

DOOR TYPE 'A' FLUSH | DOOR TYPE 'B' FLUSH | DOOR TYPE 'C' W GLZ | DOOR TYPE 'D' SS GLZ | DOOR TYPE 'F' SS GLZ

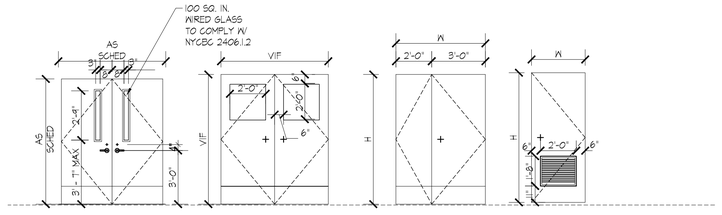

DOOR TYPE 'G' FLUSH W/ VISION PNL | DOOR TYPE 'H' FLUSH W/ VISION PNL | DOOR TYPE 'J' | DOOR TYPE 'K' FLUSH W LOUVRE

1 DOOR TYPES
1/4"=1'-0"

DOOR LEGEND

1 DENOTES NEW DOUBLE DOOR
2 DENOTES NEW SINGLE DOOR
3 DENOTES REFURNISHED SINGLE DOOR
4 DENOTES REFURNISHED DOUBLE DOOR
5 DENOTES REFURNISHED GLAZED SINGLE DOOR
6 DENOTES REFURNISHED GLAZED DOUBLE DOOR
7 DENOTES AUTOMATIC DOOR OPENER
8 DENOTES INACTIVE DOOR LEAF
9 PUSH BAR PANIC DEVICE
10 DENOTES NEW DOOR WITH ¾" UNDERCUT
11 EXTERIOR TRANSITION FROM TERRAZZO FL TO PAVERS

KINGS COUNTY SUPREME COURT BUILDING ACCESSIBILITY RENOVATIONS

360 Adams Street
Brooklyn NY 11201

Conditions

ALL IDEAS, DESIGNS, ARRANGEMENTS AND PLANS INDICATED OR REPRESENTED BY THIS DRAWING ARE OWNED BY, AND THE PROPERTY OF RONNETTE RILEY ARCHITECT AND WERE CREATED, EVOLVED AND DEVELOPED FOR THE USE ON, AND IN CONNECTION WITH THE SPECIFIED PROJECT.
NONE OF SUCH IDEAS, DESIGNS, ARRANGEMENTS OR PLANS SHALL BE USED BY OR DISCLOSED TO ANY PERSON, FIRM OR CORPORATION FOR ANY PURPOSE WHATSOEVER WITHOUT THE WRITTEN PERMISSION OF RONNETTE RILEY ARCHITECT.

© Copyright Ronnette Riley *Architect* 2021

Ronnette Riley *Architect*

494 Eighth Avenue, 15th Floor
New York, NY 10001
T 212 594 4015
F 212 594 2868
www.ronnetteriley.com

MEP Engineer:

Loring Consulting Engineers, Inc.
360 West 31st Street, 14th Floor
New York, NY 10001-2727
T 212-563 7400
www.loringengineers.com
New York City .Washington, DC . Princeton . Durham . Toronto

Structural Engineer:

Silman
32 Old Slip, 10th Floor
New York, NY 10005
T 212-620 7970
www.Silman.com

Rev	Date	Issue
	11 JUN 2021	Issue for SD Review
	22 OCT 2021	DD Review
	23 NOV 2021	DD Submission
	4 MAR 2022	Issue for Final DD
	6 DEC 2022	CD Review
	23 MAR 2023	CD FINAL

Title

DOOR SCHEDULES

Date	06-11-2021
Project No.	4107
Drawing By	
CHK By	
Scale	AS NOTED

DOB Rev
A701 .00
_ of __

DOB SCAN

DOOR NO.	ROOM NAME	ROOM NUMBER	FLOOR	DOOR SIZE	DOOR RATING	DOOR TYPE	DOOR THK	DOOR MAT	DOOR FIN	FRAME MAT	FRAME FIN	FRAME TYPE	FRAME DWG	SADDLE TYPE	SADDLE DWG	HARDWARE SET	HARDWARE FIN	REMARKS
423A (E)	COURT RM	423	4	3' X 6'-11 1/2"	45 MIN	C	1-3/4"	WD/HM	PTD	MTL	HM	F1	(E)	(E)		EX44.0		3
424A (E)	COURT RM	424	4	3'-1" X 7'	45 MIN	C (E)	1-3/4"	WD/HM	PTD	MTL	HM	F1 (E)	(E)	(E)		EX24.0		3
424B (E)	COURT RM	424	4	3'-1" X 7'	45 MIN	C (E)	1-3/4"	WD/HM	PTD	MTL	HM	F1 (E)	(E)	(E)		EX62.0		3,7
424C(E)	COURT RM	424	4	3'-1" X 7'	45 MIN	A (E)	1-3/4"	WD/HM	PTD	MTL	HM	F1 (E)	(E)	(E)		EX9.0		3
427	JURY RM	427	4	3' X 7'	45 MIN	A	1-3/4"	HM	PTD	MTL	HM	F1	4/A-701	S2	11/A-701	AD-C24		2
427A	JURY RM	427A	4	3' X 7'	45 MIN	A	1-3/4"	HM	PTD	MTL	HM	F1	4/A-701	S2	11/A-701	AD-C24		2
427B	ALL GENDER	427B	4	3' X 7'		A	1-3/4"	HM	PTD	MTL	HM	F1	8/A-701	S3	12/A-701	AD-P1S		2,10
427C	ALL GENDER	427C	4	3' X 7'		A	1-3/4"	HM	PTD	MTL	HM	F1	8/A-701	S3	12/A-701	AD-P1S		2,10
435	JURY RM	435	4	3' X 7'	45 MIN	A	1-3/4"	HM	PTD	MTL	HM	F1	4/A-701	S2	11/A-701	AD-C24		2
435B	ALL GENDER	435B	4	3' X 7'		A	1-3/4"	HM	PTD	MTL	HM	F1	8/A-701	S3	12/A-701	AD-P1S		2
438A (E)	COURT RM	438	4	3'-1" X 7'	45 MIN	A (E)	1-3/4"	WD	PTD	MTL	HM	F1 (E)	(E)	(E)		EX25.0		2,10
438B(E)	COURT RM	438	4	3'-1" X 7'	45 MIN	A (E)	1-3/4"	WD	PTD	MTL	HM	F1 (E)	(E)	(E)		EX62.0		3,7
438C(E)	COURT RM	438	4	3'-3" X 7'	45 MIN	A (E)	1-3/4"	WD/HM	PTD	MTL	HM	F1 (E)	(E)	(E)		EX9.0		3
438D(E)	COURT RM	438	4	3'-3" X 7'	45 MIN	A (E)	1-3/4"	WD/HM	PTD	MTL	HM	F1 (E)	(E)	(E)		EX9.0		3
441A(E)	COURT RM	441	4	3'-1" X 7'	45 MIN	A (E)	1-3/4"	WD	PTD	MTL	HM	F1 (E)	(E)	(E)		EX62.0		3,7
441B(E)	COURT RM	441	4	3'-1" X 7'	45 MIN	A (E)	1-3/4"	WD	PTD	MTL	HM	F1 (E)	(E)	(E)		EX62.0		3,7
441C(E)	COURT RM	441	4	3'-3" X 7'	45 MIN	A (E)	1-3/4"	WD/HM	PTD	MTL	HM	F1 (E)	(E)	(E)		EX31.0		3
441D(E)	COURT RM	441	4	3'-3" X 7'	45 MIN	A (E)	1-3/4"	WD/HM	PTD	MTL	HM	F1 (E)	(E)	(E)		EX56.0		3
445B	MEN'S TOILET	445B	4	3' X 7'		K	1-3/4"	HM	PTD	MTL	HM	F1	8/A-701	S3	12/A-701	AD-PPD2		2
446A(E)	CORRIDOR	446A	4	3'-1" X 7'	45 MIN	A (E)	1-3/4"	HM	PTD	MTL	HM	F1 (E)	(E)	(E)		EX68.0		3
454	WOMEN'S TOILET	454	4	3' X 7'	45 MIN	K	1-3/4"	HM	PTD	MTL	HM	F1	8/A-701	S3	12/A-701	AD-PPD2		2
454A(E)	CORRIDOR	454A	4	3'-1" X 7'	45 MIN	A (E)	1-3/4"	HM	PTD	MTL	HM	F1 (E)	(E)	(E)		EX75.0		3
456A(E)	COURT RM	456	4	3'-1" X 7'	45 MIN	A (E)	1-3/4"	WD	PTD	MTL	HM	F1 (E)	(E)	(E)		EX62.0		3,7
456B(E)	COURT RM	456	4	3'-1" X 7'	45 MIN	A (E)	1-3/4"	WD	PTD	MTL	HM	F1 (E)	(E)	(E)		EX62.0		3,7
456C(E)	COURT RM	456	4	3'-3" X 7'	45 MIN	A (E)	1-3/4"	WD/HM	PTD	MTL	HM	F1 (E)	(E)	(E)		EX44.0		3
456D(E)	COURT RM	456	4	3'-3" X 7'	45 MIN	A (E)	1-3/4"	WD/HM	PTD	MTL	HM	F1 (E)	(E)	(E)		EX47.0		3
461A(E)	COURT RM	461	4	3'-1" X 7'	45 MIN	A (E)	1-3/4"	WD	PTD	MTL	HM	F1 (E)	(E)	(E)		EX62.0		3,7
461B(E)	COURT RM	461	4	3'-1" X 7'	45 MIN	A (E)	1-3/4"	WD	PTD	MTL	HM	F1 (E)	(E)	(E)		EX62.0		3,7
461C(E)	COURT RM	461	4	3'-3" X 7'	45 MIN	A (E)	1-3/4"	WD/HM	PTD	MTL	HM	F1 (E)	(E)	(E)		EX33.0		3
461D(E)	COURT RM	461	4	3'-3" X 7'	45 MIN	A (E)	1-3/4"	WD/HM	PTD	MTL	HM	F1 (E)	(E)	(E)		EX41.0		3
469A(E)	COURT RM	469	4	3'-1" X 7'	45 MIN	A (E)	1-3/4"	WD	PTD	MTL	HM	F1 (E)	(E)	(E)		EX62.0		3,7
469B(E)	COURT RM	469	4	3'-1" X 7'	45 MIN	A (E)	1-3/4"	WD	PTD	MTL	HM	F1 (E)	(E)	(E)		EX62.0		3,7
469C(E)	COURT RM	469	4	3'-3" X 7'	45 MIN	A (E)	1-3/4"	WD/HM	PTD	MTL	HM	F1 (E)	(E)	(E)		EX33.0		3
469D(E)	COURT RM	469	4	3'-3" X 7'	45 MIN	A (E)	1-3/4"	WD/HM	PTD	MTL	HM	F1 (E)	(E)	(E)		EX56.0		3
479A(E)	COURT RM	479	4	3' X 7'		A (E)	1-3/4"	HM	PTD	MTL	HM	F1 (E)	(E)	(E)		EX8.0		3
479B(E)	COURT RM	479	4	3' X 7'		A (E)	1-3/4"	HM	PTD	MTL	HM	F1 (E)	(E)	(E)		EX7.0		3
5TH FLOOR																		
524A	COURT RM	524	5	3' X 7', 2' X 7'	45 MIN	J	1-3/4"	WD/HM	PTD	MTL	HM	F2	8/A-701	S2	11/A-701	AD-BBCMRP		1
524B(E)	COURT RM	524	5	3' X 7'	45 MIN	A (E)	1-3/4"	WD/HM	PTD	MTL	HM	F1 (E)	(E)	(E)		EX9.0		3
525A	COURT RM	525	5	3' X 7', 2' X 7'	45 MIN	J	1-3/4"	WD	PTD	MTL	HM	F2	8/A-701	S2	11/A-701	AD-BBCMRP		1,8
525B(E)	COURT RM	525	5	3' X 7'	45 MIN	A (E)	1-3/4"	WD/HM	PTD	MTL	HM	F1 (E)	(E)	(E)		EX40.0		3
525C(E)	COURT RM	525	5	3' X 7'	45 MIN	A (E)	1-3/4"	WD/HM	PTD	MTL	HM	F1 (E)	(E)	(E)		EX60.0		3
536A(E)	JURY RM	536	5	3'-1" X 7'	45 MIN	A (E)	1-3/4"	HM	PTD	MTL	HM	F1 (E)	(E)	(E)		EX16.0		3
536B	ALL GENDER	536B	5	3' X 7'		A	1-3/4"	HM	PTD	MTL	HM	F1	8/A-701	S3	12/A-701	AD-P1		2,10
538A(E)	COURT RM	538	5	3'-3 1/2" X 7'	45 MIN	A (E)	1-3/4"	WD	PTD	MTL	HM	F1 (E)	(E)	(E)		EX62.0		3,7
538B(E)	COURT RM	538	5	3'-1" X 7'	45 MIN	A (E)	1-3/4"	WD	PTD	MTL	HM	F1 (E)	(E)	(E)		EX62.0		3,7
538C(E)	COURT RM	538	5	3'-3" X 7'	45 MIN	A (E)	1-3/4"	WD/HM	PTD	MTL	HM	F1 (E)	(E)	(E)		EX9.0		3
538D(E)	COURT RM	538	5	3'-3" X 7'	45 MIN	A (E)	1-3/4"	WD/HM	PTD	MTL	HM	F1 (E)	(E)	(E)		EX9.0		3
541A(E)	COURT RM	541	5	3'-1" X 7'	45 MIN	A (E)	1-3/4"	WD	PTD	MTL	HM	F1 (E)	(E)	(E)		EX62.0		3,7
541B(E)	COURT RM	541	5	3'-3 1/2" X 7'	45 MIN	A (E)	1-3/4"	WD	PTD	MTL	HM	F1 (E)	(E)	(E)		EX62.0		3,7
541C(E)	COURT RM	541	5	3'-3" X 7'	45 MIN	A (E)	1-3/4"	WD/HM	PTD	MTL	HM	F1 (E)	(E)	(E)		EX33.0		3
541D(E)	COURT RM	541	5	3'-3" X 7'	45 MIN	A (E)	1-3/4"	WD/HM	PTD	MTL	HM	F1 (E)	(E)	(E)		EX60.0		3
543A(E)	JURY RM	543	5	3'-1" X 7'	45 MIN	A (E)	1-3/4"	HM	PTD	MTL	HM	F1 (E)	(E)	(E)		EX16.0		3
543B	ALL GENDER	543B	5	3' X 7'		A	1-3/4"	HM	PTD	MTL	HM	F1	8/A-701	S3	12/A-701	EX25.0		2,10
544A(E)	JURY RM	544	5	3'-1" X 7'	45 MIN	A (E)	1-3/4"	HM	PTD	MTL	HM	F1 (E)	(E)	(E)		EX19.0		3
544B	ALL GENDER	544B	5	3' X 7'		A	1-3/4"	HM	PTD	MTL	HM	F1	8/A-701	S3	12/A-701	AD-P1		2,10
545A(E)	WOMEN'S TOILET	545A	5	3' X 7'		K (E)	1-3/4"	HM	PTD	MTL	HM	F1 (E)	(E)	(E)		EX73.0		3
546A(E)	CORRIDOR	546A	5	3' X 7'	45 MIN	K (E)	1-3/4"	HM	PTD	MTL	HM	F1 (E)	(E)	(E)		EX73.0		3
551A(E)	JURY RM	551	5	3'-1" X 7'	45 MIN	A (E)	1-3/4"	HM	PTD	MTL	HM	F1 (E)	(E)	(E)		EX16.0		3
551B	ALL GENDER	551B	5	3' X 7'		A	1-3/4"	HM	PTD	MTL	HM	F1	8/A-701	S3	12/A-701	AD-P1		2,10
554(E)	MEN'S TOILET	554	5	3'-1" X 7'	45 MIN	K (E)	1-3/4"	HM	PTD	MTL	HM	F1 (E)	(E)	(E)		EX71.0		3
556A(E)	COURT RM	556	5	3'-1" X 7'	45 MIN	A (E)	1-3/4"	WD	PTD	MTL	HM	F1 (E)	(E)	(E)		EX62.0		3,7
556B(E)	COURT RM	556	5	3'-1" X 7'	45 MIN	A (E)	1-3/4"	WD	PTD	MTL	HM	F1 (E)	(E)	(E)		EX62.0		3,7
556C(E)	COURT RM	556	5	3'-3" X 7'	45 MIN	A (E)	1-3/4"	WD/HM	PTD	MTL	HM	F1 (E)	(E)	(E)		EX15.0		3
556D(E)	COURT RM	556	5	3'-3" X 7'	45 MIN	A (E)	1-3/4"	WD/HM	PTD	MTL	HM	F1 (E)	(E)	(E)		EX54.0		3
557A(E)	JURY RM	557	5	3'-1" X 7'	45 MIN	A (E)	1-3/4"	HM	PTD	MTL	HM	F1 (E)	(E)	(E)		EX19.0		3
557B	ALL GENDER	557B	5	3' X 7'		A	1-3/4"	HM	PTD	MTL	HM	F1	8/A-701	S3	12/A-701	AD-P1		2,10
558A(E)	JURY RM	558	5	3'-1 1/4" X 7'	45 MIN	A (E)	1-3/4"	HM	PTD	MTL	HM	F1 (E)	(E)	(E)		EX15.0		3
558B	ALL GENDER	558B	5	3' X 7'		A	1-3/4"	HM	PTD	MTL	HM	F1	8/A-701	S3	12/A-701	AD-P1		2,10
561A(E)	COURT RM	561	5	3'-1" X 7'	45 MIN	A (E)	1-3/4"	WD	PTD	MTL	HM	F1 (E)	(E)	(E)		EX62.0		3,7
561B(E)	COURT RM	561	5	3'-1" X 7'	45 MIN	A (E)	1-3/4"	WD	PTD	MTL	HM	F1 (E)	(E)	(E)		EX62.0		3,7
561C(E)	COURT RM	561	5	3'-3" X 7'	45 MIN	A (E)	1-3/4"	WD/HM	PTD	MTL	HM	F1 (E)	(E)	(E)		EX57.0		3
561D(E)	COURT RM	561	5	3'-3" X 7'	45 MIN	A (E)	1-3/4"	WD/HM	PTD	MTL	HM	F1 (E)	(E)	(E)		EX32.0		3
574A	COURT RM	574	5	3' X 7', 2' X 7'	45 MIN	J	1-3/4"	WD/HM	PTD	MTL	HM	F2	6/A-701	S2	11/A-701	AD-BBCMRP		1,8
574B(E)	COURT RM	574	5	3'-1" X 7'	45 MIN	A (E)	1-3/4"	WD/HM	PTD	MTL	HM	F1 (E)	(E)	(E)		EX21.0		3
575A	COURT RM	575	5	3' X 7', 2' X 7'		J	1-3/4"	WD/HM	PTD	MTL	HM	F2	6/A-701	S2	11/A-701	AD-BBCMRP		1,8
575B(E)	COURT RM	575	5	3'-3" X 7'		A (E)	1-3/4"	WD/HM	PTD	MTL	HM	F1 (E)	(E)	(E)		EX38.0		3
575C(E)	COURT RM	575	5	3'-4" X 7'		A (E)	1-3/4"	WD/HM	PTD	MTL	HM	F1 (E)	(E)	(E)		EX63.0		3
6TH FLOOR																		
653A	MEN'S TOILET	653	6	3' X 7'	45 MIN	K	1-3/4"	HM	PTD	MTL	HM	F1	8/A-701	S3	12/A-701	AD-L24		3
653B	MEN'S TOILET	653	6	3' X 7'	45 MIN	K	1-3/4"	HM	PTD	MTL	HM	F1	8/A-701	S3	12/A-701	AD-P2		3
7TH FLOOR																		
724A	COURT RM	724	7	3' X 7', 2' X 7'	45 MIN	J	1-3/4"	WD/HM	PTD	MTL	HM	F2	6/A-701	S2	11/A-701	AD-BBCMRP		1,8
724B(E)	COURT RM	724	7	3'-3 1/2" X 7'	45 MIN	A (E)	1-3/4"	WD/HM	PTD	MTL	HM	F1 (E)	(E)	(E)		EX32.0		3
724C(E)	COURT RM	724	7	3'-4" X 7'	45 MIN	A (E)	1-3/4"	WD/HM	PTD	MTL	HM	F1 (E)	(E)	(E)		EX14.0		3
725A	COURT RM	725	7	3' X 7', 2' X 7'	45 MIN	J	1-3/4"	HM	PTD	MTL	HM	F2	6/A-701	S2	11/A-701	AD-BBCMRP		1,8
725B(E)	COURT RM	725	7	3'-1" X 7'	45 MIN	A (E)	1-3/4"	HM	PTD	MTL	HM	F1 (E)	(E)	(E)		EX19.0		3
736A(E)	JURY RM	736	7	3'-1" X 7'	45 MIN	A (E)	1-3/4"	HM	PTD	MTL	HM	F1 (E)	(E)	(E)		EX16.0		3
736B	ALL GENDER	736B	7	3' X 7'		K	1-3/4"	HM	PTD	MTL	HM	F1	6/A-701	S3	12/A-701	AD-P1		2,10
737A(E)	JURY RM	737	7	3'-1" X 7'	45 MIN	A (E)	1-3/4"	HM	PTD	MTL	HM	F1 (E)	(E)	(E)		EX19.0		3
737B	ALL GENDER	737	7	3' X 7'		K	1-3/4"	HM	PTD	MTL	HM	F1	8/A-701	S3	12/A-701	AD-P1		2,10
738A(E)	COURT RM	738	7	3'-1 1/4" X 7'	45 MIN	A (E)	1-3/4"	WD/HM	PTD	MTL	HM	F1 (E)	(E)	(E)		EX62.0		3,7
738B(E)	COURT RM	738	7	3'-1" X 7'	45 MIN	A (E)	1-3/4"	WD/HM	PTD	MTL	HM	F1 (E)	(E)	(E)		EX62.0		3,7
738C(E)	COURT RM	738	7	3'-3" X 7'	45 MIN	A (E)	1-3/4"	WD/HM	PTD	MTL	HM	F1 (E)	(E)	(E)		EX24.0		3
738D(E)	COURT RM	738	7	3'-3" X 7'	45 MIN	A (E)	1-3/4"	WD/HM	PTD	MTL	HM	F1 (E)	(E)	(E)		EX47.0		3
741A(E)	COURT RM	741	7	3'-1 1/2" X 7'	45 MIN	A (E)	1-3/4"	WD/HM	PTD	MTL	HM	F1 (E)	(E)	(E)		EX62.0		3,7
741B(E)	COURT RM	741	7	3'-1 1/2" X 7'	45 MIN	A (E)	1-3/4"	WD/HM	PTD	MTL	HM	F1 (E)	(E)	(E)		EX62.0		3,7
741C(E)	COURT RM	741	7	3'-3" X 7'	45 MIN	A (E)	1-3/4"	WD/HM	PTD	MTL	HM	F1 (E)	(E)	(E)		EX33.0		3
741D(E)	COURT RM	741	7	3'-3" X 7'	45 MIN	A (E)	1-3/4"	WD/HM	PTD	MTL	HM	F1 (E)	(E)	(E)		EX19.0		3
742A(E)	JURY RM	742	7	3'-1" X 7'	45 MIN	A (E)	1-3/4"	HM	PTD	MTL	HM	F1 (E)	(E)	(E)		EX19.0		3
742B	ALL GENDER	742B	7	3' X 7'		K	1-3/4"	HM	PTD	MTL	HM	F1	8/A-701	S3	12/A-701	AD-P1		2
743A(E)	JURY RM	743	7	3'-1" X 7'	45 MIN	A (E)	1-3/4"	HM	PTD	MTL	HM	F1 (E)	(E)	(E)		EX19.0		3
743B	ALL GENDER	743B	7	3' X 7'		K	1-3/4"	HM	PTD	MTL	HM	F1	8/A-701	S3	12/A-701	AD-P1		2,10
744A(E)	JURY RM	744	7	3'-1" X 7'	45 MIN	A (E)	1-3/4"	HM	PTD	MTL	HM	F1 (E)	(E)	(E)		EX16.0		3
744B	ALL GENDER	744B	7	3' X 7'		K	1-3/4"	HM	PTD	MTL	HM	F1	8/A-701	S3	12/A-701	AD-P1		2,10
745A(E)	WOMEN'S TOILET	745A	7	3'-1" X 7'		K (E)	1-3/4"	HM	PTD	MTL	HM	F1 (E)	(E)	(E)		EX72.0		3
745B(E)	VEST	745B	7	3' X 7'	45 MIN	A (E)	1-3/4"	HM	PTD	MTL	HM	F1 (E)	(E)	(E)		EX73.0		3
754(E)	MEN'S TOILET	754	7	3' X 7'	45 MIN	K (E)	1-3/4"	HM	PTD	MTL	HM	F1 (E)	(E)	(E)		EX73.0		3
756A(E)	COURT RM	756	7	3'-1 1/4" X 7'	45 MIN	A (E)	1-3/4"	WD/HM	PTD	MTL	HM	F1 (E)	(E)	(E)		EX62.0		3,7
756B(E)	COURT RM	756	7	3'-1" X 7'	45 MIN	A (E)	1-3/4"	WD/HM	PTD	MTL	HM	F1 (E)	(E)	(E)		EX62.0		3,7
756C(E)	COURT RM	756	7	3'-3" X 7'	45 MIN	A (E)	1-3/4"	WD/HM	PTD	MTL	HM	F1 (E)	(E)	(E)		EX31.0		3
756D(E)	COURT RM	756	7	3'-3" X 7'	45 MIN	A (E)	1-3/4"	WD/HM	PTD	MTL	HM	F1 (E)	(E)	(E)		EX19.0		3
761A(E)	COURT RM	761	7	3'-1 1/2" X 7'	45 MIN	A (E)	1-3/4"	WD/HM	PTD	MTL	HM	F1 (E)	(E)	(E)		EX62.0		3,7
761B(E)	COURT RM	761	7	3'-1 1/4" X 7'	45 MIN	A (E)	1-3/4"	WD/HM	PTD	MTL	HM	F1 (E)	(E)	(E)		EX62.0		3,7
761C(E)	COURT RM	761	7	3'-3" X 7'	45 MIN	A (E)	1-3/4"	WD/HM	PTD	MTL	HM	F1 (E)	(E)	(E)		EX35.0		3
761D(E)	COURT RM	761	7	3'-3" X 7'	45 MIN	A (E)	1-3/4"	WD/HM	PTD	MTL	HM	F1 (E)	(E)	(E)		EX58.0		3
774A(E)	COURT RM	774	7	6' X 7'	45 MIN	B (E)	1-3/4"	HM	PTD	MTL	HM	F2 (E)	(E)	(E)		EX6.0		4
774B(E)	COURT RM	774	7	3' X 7'	45 MIN	A (E)	1-3/4"	HM	PTD	MTL	HM	F1 (E)	(E)	(E)		EX22.0		3
775A(E)	COURT RM	775	7	6' X 7'	45 MIN	B (E)	1-3/4"	HM	PTD	MTL	HM	F2 (E)	(E)	(E)		EX5.0		4
775B(E)	COURT RM	775	7	3' X 7'	45 MIN	A (E)	1-3/4"	HM	PTD	MTL	HM	F1 (E)	(E)	(E)		EX32.0		3

DOOR NO.	ROOM NAME	ROOM NUMBER	FLOOR	DOOR SIZE	DOOR RATING	DOOR TYPE	DOOR THK	DOOR MAT	DOOR FIN	FRAME MAT	FRAME FIN	FRAME TYPE	FRAME DWG	SADDLE TYPE	SADDLE DWG	HARDWARE SET	HARDWARE FIN	REMARKS
8TH FLOOR																		
817A(E)	JURY RM	817	8	3'-1' X 7'	45 MIN	A (E)	1-3/4"	HM	PTD	MTL	HM	F1 (E)	(E)	(E)		EX27.0		3
817B	ALL GENDER	817B	8	3' X 7'		K	1-3/4"	HM	PTD	MTL	HM	F1	8/A-701	S3	12/A-701	AD-P1S		2
826A(E)	JURY RM	826	8	3'-1' X 7'	45 MIN	A (E)	1-3/4"	HM	PTD	MTL	HM	F1 (E)	(E)	(E)		EX19.0		3
826B	ALL GENDER	826B	8	3' X 7'		K	1-3/4"	HM	PTD	MTL	HM	F1	8/A-701	S3	12/A-701	AD-P1		2
827A(E)	JURY RM	827	8	3'-1' X 7'	45 MIN	A (E)	1-3/4"	HM	PTD	MTL	HM	F1 (E)	(E)	(E)		AD-C24		3
827B	ALL GENDER	827B	8	3' X 7'		K	1-3/4"	HM	PTD	MTL	HM	F1	8/A-701	S3	12/A-701	AD-P1S		2
827E(E)	JURY RM	827	8	3'-1' X 7'	45 MIN	A (E)	1-3/4"	HM	PTD	MTL	HM	F1 (E)	(E)	(E)		EX19.0		3
827F	ALL GENDER	827F	8	3' X 7'		K	1-3/4"	HM	PTD	MTL	HM	F1	8/A-701	S3	12/A-701	AD-P1		2
845	WOMEN'S TOILET	845	8	3' X 7'	45 MIN	K	1-3/4"	HM	PTD	MTL	HM	F1	8/A-701	S3	12/A-701	AD-L24		2
853A	MEN'S TOILET	853	8	3' X 7'	45 MIN	K	1-3/4"	HM	PTD	MTL	HM	F1	8/A-701	S3	12/A-701	EX62.0		2,7
9TH FLOOR																		
924A(E)	COURT RM	924	9	3'-1 1/4" X 7'	45 MIN	A (E)	1-3/4"	WD/HM	PTD	MTL	HM	F1 (E)	(E)	(E)		EX62.0		3,7
924B(E)	COURT RM	924	9	3'-1" X 7'	45 MIN	A (E)	1-3/4"	WD/HM	PTD	MTL	HM	F1 (E)	(E)	(E)		EX5.0		3
924C(E)	COURT RM	924	9	3'-1" X 7'	45 MIN	A (E)	1-3/4"	WD/HM	PTD	MTL	HM	F1 (E)	(E)	(E)		EX37.0		3
929A(E)	COURT RM	929	9	3'-1 1/4" X 7'	45 MIN	A (E)	1-3/4"	WD/HM	PTD	MTL	HM	F1 (E)	(E)	(E)		EX62.0		3,7
929B(E)	COURT RM	929	9	3'-1" X 7'	45 MIN	A (E)	1-3/4"	WD/HM	PTD	MTL	HM	F1 (E)	(E)	(E)		EX16.0		3
929C(E)	COURT RM	929	9	3'-1 1/4" X 7'	45 MIN	A (E)	1-3/4"	WD/HM	PTD	MTL	HM	F1 (E)	(E)	(E)		EX47.0		3
938A(E)	COURT RM	938	9	3'-1 1/4" X 7'	45 MIN	A (E)	1-3/4"	WD/HM	PTD	MTL	HM	F1 (E)	(E)	(E)		EX62.0		3,7
938B(E)	COURT RM	938	9	3'-1 1/4" X 7'	45 MIN	A (E)	1-3/4"	WD/HM	PTD	MTL	HM	F1 (E)	(E)	(E)		EX62.0		3,7
938C(E)	COURT RM	938	9	3'-3" X 7'	45 MIN	A (E)	1-3/4"	WD/HM	PTD	MTL	HM	F1 (E)	(E)	(E)		EX39.0		3
938D(E)	COURT RM	938	9	3'-3" X 7'	45 MIN	A (E)	1-3/4"	WD/HM	PTD	MTL	HM	F1 (E)	(E)	(E)		EX42.0		3
941A(E)	COURT RM	941	9	3'-1 1/4" X 7'	45 MIN	A (E)	1-3/4"	WD/HM	PTD	MTL	HM	F1 (E)	(E)	(E)		EX62.0		3,7
941B(E)	COURT RM	941	9	3'-1" X 7'	45 MIN	A (E)	1-3/4"	WD/HM	PTD	MTL	HM	F1 (E)	(E)	(E)		EX62.0		3,7
941C(E)	COURT RM	941	9	3'-3" X 7'	45 MIN	A (E)	1-3/4"	WD/HM	PTD	MTL	HM	F1 (E)	(E)	(E)		EX34.0		3
941D(E)	COURT RM	941	9	3'-3" X 7'	45 MIN	A (E)	1-3/4"	WD/HM	PTD	MTL	HM	F1 (E)	(E)	(E)		EX18.0		3
945A(E)	WOMEN'S TOILET	945A	9	3' X 7'		K (E)	1-3/4"	HM	PTD	MTL	HM	F1 (E)	(E)	(E)		EX73.0		3
945B(E)	VEST	945B	9	3' X 7'	45 MIN	A (E)	1-3/4"	HM	PTD	MTL	HM	F1 (E)	(E)	(E)		EX70.0		3
954(E)	MEN'S TOILET	954	9	3' X 7'	45 MIN	K (E)	1-3/4"	HM	PTD	MTL	HM	F1 (E)	(E)	(E)		EX73.0		3
956A(E)	COURT RM	956	9	3'-1 1/2" X 7'	45 MIN	A (E)	1-3/4"	WD/HM	PTD	MTL	HM	F1 (E)	(E)	(E)		EX50.0		3,7
956B(E)	COURT RM	956	9	3'-1" X 7'	45 MIN	A (E)	1-3/4"	WD/HM	PTD	MTL	HM	F1 (E)	(E)	(E)		EX44.0		3,7
956C(E)	COURT RM	956	9	3'-3" X 7'	45 MIN	A (E)	1-3/4"	WD/HM	PTD	MTL	HM	F1 (E)	(E)	(E)		EX33.0		3
956D(E)	COURT RM	956	9	3'-3" X 7'	45 MIN	A (E)	1-3/4"	WD/HM	PTD	MTL	HM	F1 (E)	(E)	(E)		EX55.0		3
959(E)	JURY RM	959	8	3' -1'X 7'	45 MIN	A (E)	1-3/4"	HM	PTD	MTL	HM	F1 (E)	(E)	(E)		EX19.0		3
959B	ALL GENDER	959B	8	3' X 7'		K	1-3/4"	HM	PTD	MTL	HM	F1	8/A-701	S3	12/A-701	AD-P1		2,10
961A(E)	COURT RM	961	9	3'-1" X 7'	45 MIN	A (E)	1-3/4"	WD/HM	PTD	MTL	HM	F1 (E)	(E)	(E)		EX62.0		3,7
961B(E)	COURT RM	961	9	3'-1" X 7'	45 MIN	A (E)	1-3/4"	WD/HM	PTD	MTL	HM	F1 (E)	(E)	(E)		EX62.0		3,7
961C(E)	COURT RM	961	9	3'-3" X 7'	45 MIN	A (E)	1-3/4"	WD/HM	PTD	MTL	HM	F1 (E)	(E)	(E)		EX33.0		3
961D(E)	COURT RM	961	9	3'-3" X 7'	45 MIN	A (E)	1-3/4"	WD/HM	PTD	MTL	HM	F1 (E)	(E)	(E)		EX55.0		3
969A(E)	COURT RM	969	9	3'-1" X 7'	45 MIN	A (E)	1-3/4"	WD/HM	PTD	MTL	HM	F1 (E)	(E)	(E)		EX62.0		3,7
969B(E)	COURT RM	969	9

LIGHT SCHEDULE

TAG	TYPE	MFR	MODEL	FIN	WATTAGE	LAMP	QTY	FIXTURE FOR SALE	NOTES
L1	2x2 RECESSED CL'G FIXTURE	LITHONIA LIGHTING	P26TL2 A12 120 LP840 (GI-2S4TKN)	WHITE		LED			INSTALL AT REFINISHED LOCATIONS AS NOTED
L2	1x4 RECESSED CL'G FIXTURE			WHITE		LED			REPLACE AT EXISTING LOCATIONS AS NOTED
	TRIM KIT			WHITE	-	-			INSTALL AT EXISTING LOCATIONS
L3	SURFACE MOUNTED LED	EUREKA	4715-24	WHITE		LED			INSTALL AT JURY ROOM VESTIBULE
L4	RESTROOM WALL MOUNTED LED	LITHONIA LIGHTING	FMVTRL-48IN-MVOLT-40K-90CRI-BN	WHITE	18W	LED			INSTALL 2" ABOVE THE MIRROR
L5	RESTROOM WALL MOUNTED LED	LITHONIA LIGHTING	FMVTRL-48IN-MVOLT-40K-80CRI-BN	WHITE		LED			INSTALL 2" ABOVE THE MIRROR

NOTES:
1. ALL LIGHTS TO BE ON DIMMER SWITCHES UNLESS OTHERWISE NOTED

PLUMBING FIXTURE SCHEDULE

TAG	ITEM	MANUF	MODEL	FIN.	ACCESSORIES	DIM/DESCRIP	QTY	NOTES
P1	SINK	KOHLER	K-2084-NR-0	WHITE		-	94	
P2	FAUCET	SLOAN	EAF-275-SCL-1.5M-CP-0.35GPM-AER-IR-HOT-CP				94	
P3	SPINNER				-	-		
P4	TOILET	SLOAN	WALL HUNG CLOSET COMBO PACKAGE WETS-2450.1401 ST-2459 #62 811-1.28				89	
P5	URINAL	TOTO	UT104E	-	-	-	22	
P6	URINAL FLUSH VALVE	TOTO	TEU2LA	SS				

ACCESSORIES/ EQUIPMENT SCHEDULE

TAG	ITEM	MANUFACTURER	STYLE	MODEL NO.	DIMENSIONS	FINISH	QTY	NOTES
A1	BABY CHANGING STATION	KOALA	-	KB110-SSWM	-	SS	6	
A2	RECESSED PAPER TOWEL DISPENSER AND WASTE RECEPTACLE	BOBRICK	-	B-3947	-		31	
A3	PAPER TOWEL DISPENSER	BOBRICK	WALL MOUNT	B-4262	-		22	
A4	RECESSED TOILET TISSUE DISPENSER	BOBRICK	-	B-667				
A5	TOILET PAPER DISPENSER	BOBRICK	WALL MOUNT	B-2840			89	
A6	AUTOMATIC SOAP DISPENSER	SLOAN	SURFACE MOUNT	ESD-2000	-			
A7	AUTOMATIC SOAP DISPENSER	BOBRICK	WALL MOUNT	B-2013	-		44	
A8	SANITARY NAPKIN DISPOSAL	BOBRICK	-	B-270	-	SS	69	WOMEN'S/ALL GENDER ONLY
A9	GRAB BAR	BOBRICK		B-5806	42"	SS	52	
A10	GRAB BAR	BOBRICK		B-5806	36"	SS	52	
A11	GRAB BAR	BOBRICK		B-5806	18"	SS	52	
A12	COAT HOOK	BOBRICK	SURFACE MOUNT	B-542	-		38	ALL GENDER ONLY
A13	MIRROR	BOBRICK		B-290	24"W x 36"H		V	
A14	MIRROR	BOBRICK		B-290	50"W x 36"H			
A15	MIRROR	BOBRICK		B-290	62"W x 36"H			
A16	TOILET PARTITIONS	BOBRICK						SEE DRAWINGS
A17	URINAL PARTITIONS						17	
A18	RECESSED VALVE BOX				12"W X 12"H	SS	22	
A18*	FIRE-RATED RECESSED VALVE BOX				12"W X 12"H	SS	10	HR FIRE-RATED

NOTES:
- CONTRACTOR SHALL VERIFY ALL COUNTS & LOCATIONS SO THAT EACH BATHROOM IS PROVIDED WITH REQUISITE NUMBER OF ACCESSORIES TO SUIT FIXTURES & LAYOUT.
- TOILET COMPARTMENT/PARTITIONS TO BE FABRICATED AFTER FIELD VERIFICATION ACCOUNTING FOR INSTALLED FINISHES & APPROVED SHOP DRAWINGS.
- INSTALLATION OF ACCESSORIES TO FOLLOW ADA STANDARDS AS PER SHEET A-XXX

MATERIALS LEGEND

TAG	DESCRIPTION	MFR/ DISTRIBUTOR	PRODUCT	SIZE (IN.)	COLOR	FIN	SEAL	NOTES
VCT								
VCT	VINYL COMPOSITION TILE - VARY	ARMSTRONG	EXCELON	12X12	AS SELECTED BY ARCH.			1, 2, 10TH FL AROUND REV COUNTERS. PATCH & REPAIR, COLOR TO COORD.
VCT-1	VINYL COMPOSITION TILE - SAND	ARMSTRONG	EXCELON	12X12	AS SELECTED BY ARCH.			JURY VESTIBULE TO MATCH EXG JURY ROOM
VCT-2	VINYL COMPOSITION TILE - OLIVE WHITE	ARMSTRONG	EXCELON	12X12	AS SELECTED BY ARCH.			PATCH & REPAIR COURTROOM FLOORS. COLOR TO COORD.
VCT-3	VINYL COMPOSITION TILE - CREAM WHITE	ARMSTRONG	EXCELON	12X12	AS SELECTED BY ARCH.			PATCH & REPAIR COURTROOM FLOORS. COLOR TO COORD.
VCT-4	VINYL COMPOSITION TILE - BEIGE WHITE	ARMSTRONG	EXCELON	12X12	AS SELECTED BY ARCH.			JURY VESTIBULE TO MATCH EXG JURY ROOM
VCT-5	VINYL COMPOSITION TILE - BRICK WHITE	ARMSTRONG	EXCELON	12X12	AS SELECTED BY ARCH.			JURY VESTIBULE TO MATCH EXG JURY ROOM
VCT-6	VINYL COMPOSITION TILE - WHITE PEACH	ARMSTRONG	EXCELON	12X12	AS SELECTED BY ARCH.			PATCH & REPAIR COURTROOM FLOORS. COLOR TO COORD.
VCT-7	VINYL COMPOSITION TILE - LIGHT PATT.	ARMSTRONG	EXCELON	12X12	AS SELECTED BY ARCH.			PATCH & REPAIR COURTROOM FLOORS. COLOR TO COORD.
VCT-8	VINYL COMPOSITION TILE - BUSY BROWN	ARMSTRONG	EXCELON	12X12	AS SELECTED BY ARCH.			PATCH & REPAIR COURTROOM FLOORS. COLOR TO COORD.
VCT-9	VINYL COMPOSITION TILE - CREAM GRAY	ARMSTRONG	EXCELON	12X12	AS SELECTED BY ARCH.			PATCH & REPAIR COURTROOM FLOORS. COLOR TO COORD.
VCT-10	VINYL COMPOSITION TILE - WHITE	ARMSTRONG	EXCELON	12X12	AS SELECTED BY ARCH.			JURY VESTIBULE TO MATCH EXG JURY ROOM
TILE								
T-1	CERAMIC WALL TILE	NEMO	METRO	3x6	MOSS			ALL GEN RESTROOMS
T-1b	COVE BASE TRIM	NEMO	METRO	6"x6"	MOSS			
T-2	CERAMIC WALL TILE	NEMO	METRO	3x6	LILAC			MEN'S RESTROOMS
T-2b	COVE BASE TRIM	NEMO	METRO	6"x6"	LILAC			
T-3	CERAMIC WALL TILE	NEMO	METRO	3x6	SKY BLUE			WOMEN'S RESTROOMS
T-3b	COVE BASE TRIM	NEMO	METRO	6"x6"	SKY BLUE			
T-4	PORCELAIN FLOOR TILE	NEMO	REACTION	12X24	FROST			
T-4b	BASE TRIM	NEMO	REACTION	3X24 BULLNOSE	FROST			RESTROOM VESTIBLE
T-5	TERRAZZO TILE	WAUSAU TILE		24X24X3/8"	COLOR TZ01			AT 4F LIFT - COLOR & FIN. AS SELECTED BY ARCH. TO COORD W/ ADJACENT
PAINT								
PT-1	BENJAMIN MOORE WHITE	BENJAMIN MOORE		-		EGGSHELL	-	
PT-2	TYP. DOOR COLOR	BENJAMIN MOORE		-		SEMI-GLOSS	-	ALLOW FOR (4) PAINT COLORS TO MATCH/COORD. W/ EXG ADJ. TO REMAIN
PT-3	INSIDE DOOR COLOR	BENJAMIN MOORE		-	1611 GRAYTINT	SEMI-GLOSS	-	
PT-x	BENJAMIN MOORE (EGGSHELL) COLOR#	BENJAMIN MOORE				EGGSHELL	-	ALLOW FOR (10) PAINT COLORS TO MATCH/COORD W/ EXG ADJ. TO REMAIN
BASE								
BS-1	RUBBER BASE							
WD/LAM								
PL-1	PLASTIC LAMINATE	WILSON ART OR EQ.			VARY AS SELECTED BY ARCH.			CASEWORK/ SERVICE COUNTERS TO MATCH/COORD. W/ EXG ADJACENT
WL-1	WOOD LAMINATE	WILSON ART OR EQ.						3F LIBRARY LIFT SURROUND CLADDING
WD-1	WOOD OAK VENEER/SOLID TRANSP. FINISH							COURTROOM SPECTATOR BENCHES/RAILS WHERE MODIFIED/NEW
CEILING								
ACT-1	ACOUSTICAL CEILING TILE, CONCEALED GRID	ARMSTRONG PRELUDE	FINE FISSURED	12X12	WHITE			PATCH & REPAIR EXG CEILINGS WHERE OPENED & REINSTALLED AS INDICATED
ACT-2	ACOUSTICAL CEILING TILE	ARMSTRONG SILHOUETTE	ULTIMA OR EQ.	24X24	WHITE			
GLAZING								
GL-1	TRANSACTION WINDOW GLAZING		TEMPERED GLAZING	1/4" THCK.				

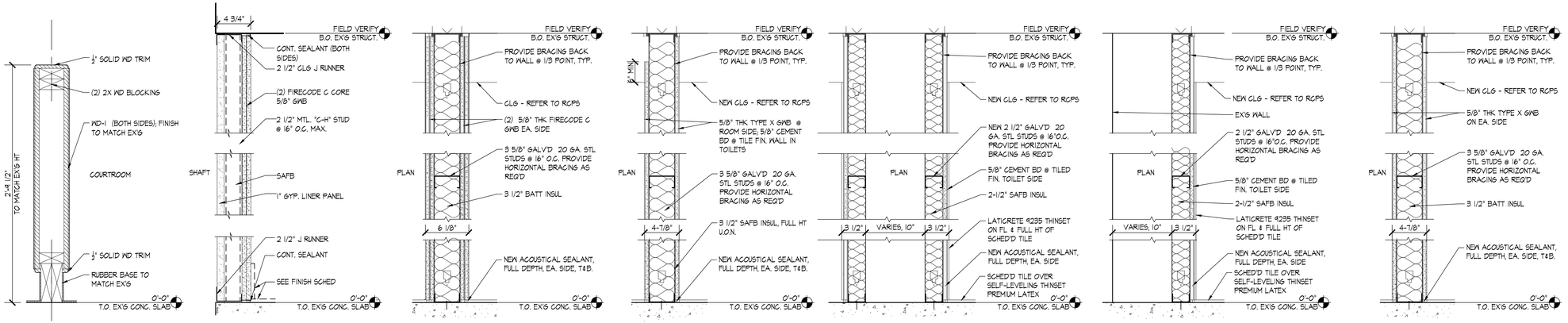

Ronnette Riley *Architect*

494 Eighth Avenue, 15th Floor
New York, NY 10001
T 212 594 4015
F 212 594 2868
www.ronnetteriley.com

MEP Engineer:

Loring Consulting Engineers, Inc.
360 West 31st Street, 14th Floor
New York, NY 10001-2727
T 212-563 7400
www.loringengineers.com
New York City .Washington, DC . Princeton . Durham . Toronto

Structural Engineer:

Silman
32 Old Slip, 10th Floor
New York, NY 10005
T 212-620 7970
www.Silman.com

KINGS COUNTY SUPREME COURT BUILDING ACCESSIBILITY RENOVATIONS

360 Adams Street
Brooklyn NY 11201

Conditions

ALL IDEAS, DESIGNS, ARRANGEMENTS AND PLANS INDICATED OR REPRESENTED BY THIS DRAWING ARE OWNED BY, AND THE PROPERTY OF RONNETTE RILEY ARCHITECT AND WERE CREATED, EVOLVED AND DEVELOPED FOR THE USE ON, AND IN CONNECTION WITH THE SPECIFIED PROJECT.
NONE OF SUCH IDEAS, DESIGNS, ARRANGEMENTS OR PLANS SHALL BE USED BY OR DISCLOSED TO ANY PERSON, FIRM OR CORPORATION FOR ANY PURPOSE WHATSOEVER WITHOUT THE WRITTEN PERMISSION OF RONNETTE RILEY ARCHITECT.

© Copyright Ronnette Riley *Architect* 2021

Rev	Date	Issue
	11 JUN 2021	Issue for SD Review
	22 OCT 2021	DD Review
	23 NOV 2021	DD Submission
	4 MAR 2022	Issue for Final DD
	6 DEC 2022	CD Review
	23 MAR 2023	CD FINAL

Title
SCHEDULES

Date	06-11-2021
Project No.	4107
Drawing By	
CHK By	
Scale	

A-703 .00
DOB Rev
of

DOB SCAN

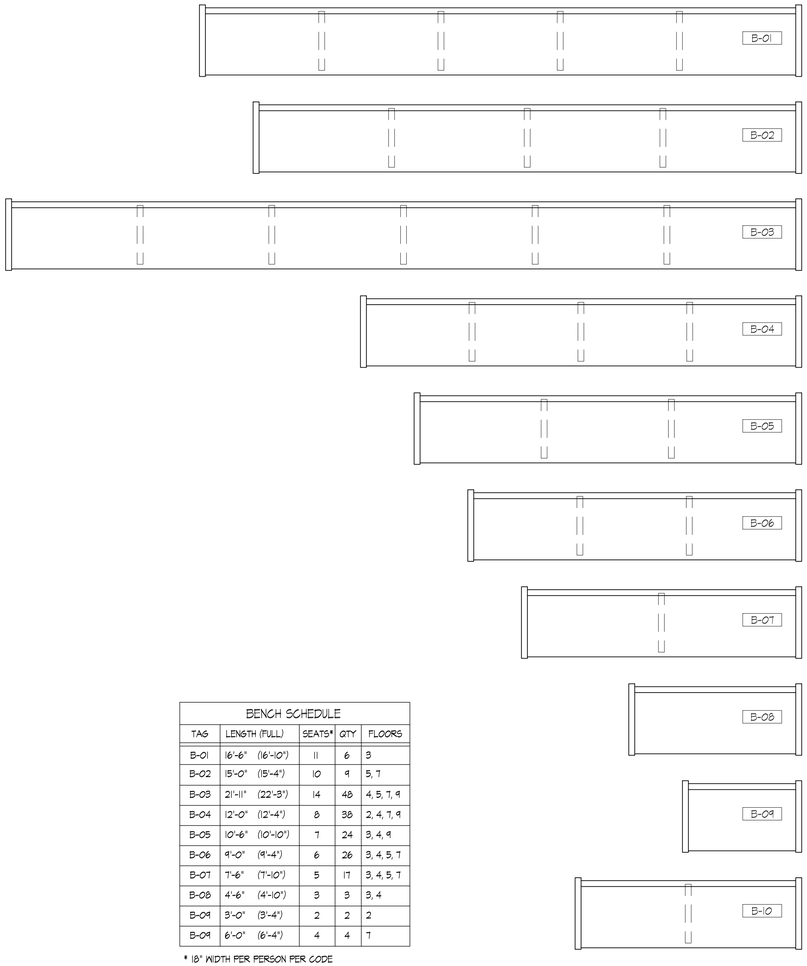

BENCH SCHEDULE				
TAG	LENGTH (FULL)	SEATS*	QTY	FLOORS
B-01	16'-6" (16'-10")	11	6	3
B-02	15'-0" (15'-4")	10	9	5, 7
B-03	21'-11" (22'-3")	14	48	4, 5, 7, 9
B-04	12'-0" (12'-4")	8	38	2, 4, 7, 9
B-05	10'-6" (10'-10")	7	24	3, 4, 9
B-06	9'-0" (9'-4")	6	26	3, 4, 5, 7
B-07	7'-6" (7'-10")	5	17	3, 4, 5, 7
B-08	4'-6" (4'-10")	3	3	3, 4
B-09	3'-0" (3'-4")	2	2	2
B-09	6'-0" (6'-4")	4	4	7

* 18" WIDTH PER PERSON PER CODE

BENCH TYPES
1/2"=1'-0"

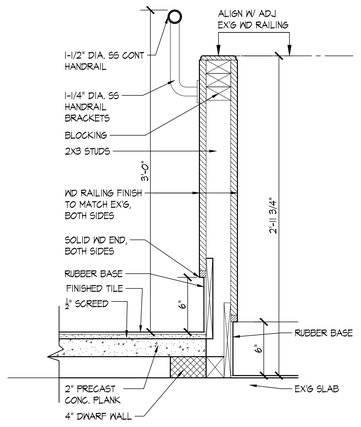

9 WD RAILING @ RAMP
1-1/2"=1'-0"

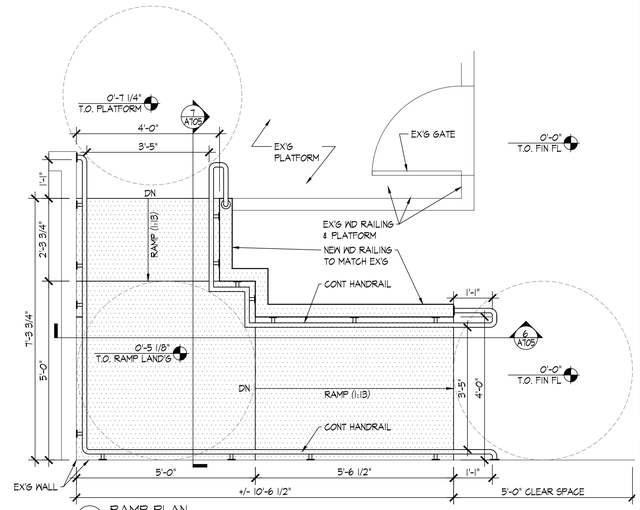

8 RAMP PLAN
1/2"=1'-0"

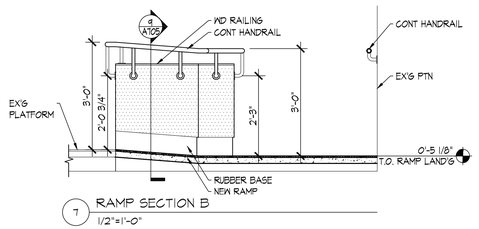

7 RAMP SECTION B
1/2"=1'-0"

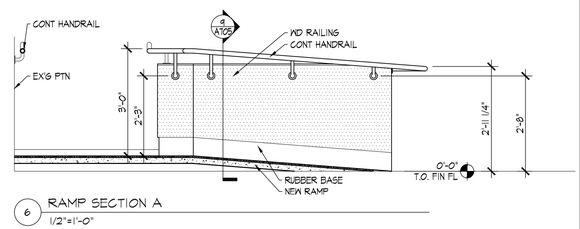

6 RAMP SECTION A
1/2"=1'-0"

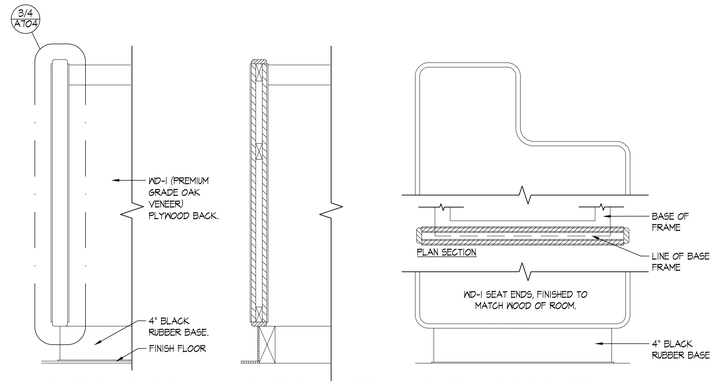

5 BENCH ARM ELEV
1-1/2"=1'-0"

4 BENCH ARM DTL
1-1/2"=1'-0"

3 BENCH END ELEVATION
1-1/2"=1'-0"

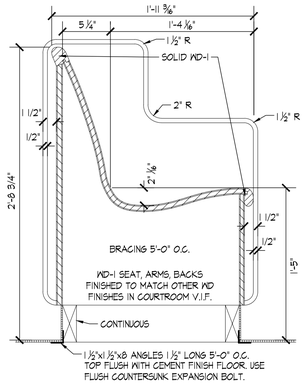

2 BENCH SIDE SECTION
1-1/2"=1'-0"

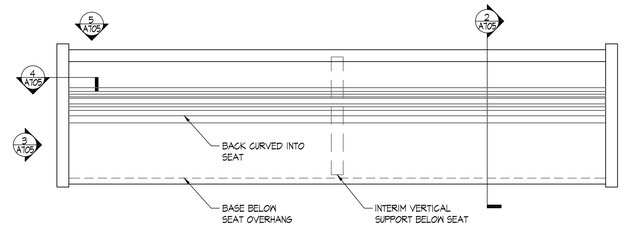

1 TYP. BENCH PLAN
1"=1'-0"

KINGS COUNTY SUPREME COURT BUILDING ACCESSIBILITY RENOVATIONS

360 Adams Street
Brooklyn NY 11201

Conditions

ALL IDEAS, DESIGNS, ARRANGEMENTS AND PLANS INDICATED OR REPRESENTED BY THIS DRAWING ARE OWNED BY, AND THE PROPERTY OF RONNETTE RILEY ARCHITECT AND WERE CREATED, EVOLVED AND DEVELOPED FOR THE USE ON, AND IN CONNECTION WITH THE SPECIFIED PROJECT.
NONE OF SUCH IDEAS, DESIGNS, ARRANGEMENTS OR PLANS SHALL BE USED BY OR DISCLOSED TO ANY PERSON, FIRM OR CORPORATION FOR ANY PURPOSE WHATSOEVER WITHOUT THE WRITTEN PERMISSION OF RONNETTE RILEY ARCHITECT.

© Copyright Ronnette Riley *Architect* 2021

Ronnette Riley *Architect*

494 Eighth Avenue, 15th Floor
New York, NY 10001
T 212 594 4015
F 212 594 2868
www.ronnetteriley.com

MEP Engineer:

Loring Consulting Engineers, Inc.
360 West 31st Street, 14th Floor
New York, NY 10001-2727
T 212-563 7400
www.loringengineers.com
New York City .Washington, DC . Princeton . Durham . Toronto

Structural Engineer:

Silman
32 Old Slip, 10th Floor
New York, NY 10005
T 212-620 7970
www.Silman.com

Rev	Date	Issue
	11 JUN 2021	Issue for SD Review
	22 OCT 2021	DD Review
	23 NOV 2021	DD Submission
	4 MAR 2022	Issue for Final DD
	6 DEC 2022	CD Review
	23 MAR 2023	CD FINAL

Title
RAMP PLAN & DTLS;
BENCH SCHEDULE & DTLS

Date	06-11-2021
Project No.	4107
Drawing By	SJ
CHK By	YM
Scale	

A704 .00 DOB Rev
of

DOB SCAN

FINISH SCHEDULE

ROOM NUMBER	ROOM NAME	FLOOR	BASE	WALL				CEILING	OTHER HALF WALL MILLWORK	REMARKS
				NORTH	EAST	SOUTH	WEST			
CELLAR										
079	REC RM	VCT	MTCH EXG	-	-	-	-	-	PL-1	PATCH PAINT WALL
1st FLOOR										
109	RECORDS	VCT	MTCH EXG	-	-	-	-	-	PL-1	PATCH PAINT WALL
122A	GRSHP/CENSUS DEPT	VCT	MTCH EXG	-	-	-	-	-	PL-1	PATCH PAINT WALL
122C	HELP CENTER	VCT	MTCH EXG	-	-	-	-	-	PL-1	PATCH PAINT WALL
124	RECORDS	VCT	MTCH EXG	-	-	-	-	-	PL-1	PATCH PAINT WALL
139	STORAGE	VCT	MTCH EXG	-	-	-	-	PATCH	-	
144	OFFICE	VCT	MTCH EXG	-	-	-	-	-	PL-1	PATCH PAINT WALL
145	OFFICE	EXG	MTCH EXG	-	MTCH EXG	MTCH EXG	-	EXG	-	
145A	WOMEN'S RESTROOM	T-4	T-3B	T-3 / PT-1	T-3 / PT-1	T-3 / PT-1	T-3 / PT-1	ACT-2	-	
145B	MEN'S RESTROOM	T-4	T-2B	T-2 / PT-1	T-2 / PT-1	T-2 / PT-1	T-2 / PT-1	ACT-2	-	
145C	HALLWAY	VCT	BS-1	PT-1	PT-1	PT-1	PT-1	ACT-2	-	
147	CORRIDOR	-	-	-	-	-	MTCH EXG	-	-	
154	J.C.	-	-	-	-	-	-	EXG W/ ACCESS PNL	-	
156A	WAITING RM	VCT	MTCH EXG	-	-	-	-	-	PL-1	PATCH PAINT WALL
168	COUNTY CLERK	VCT	MTCH EXG	-	-	-	-	-	PL-1	PATCH PAINT WALL
2nd FLOOR										
209	PROB	VCT	MTCH EXG	-	-	-	-	-	PL-1	PATCH PAINT WALL
210	WAITING	VCT	MTCH EXG	-	-	-	-	-	PL-1	PATCH PAINT WALL
212	OFC	VCT	MTCH EXG	-	-	-	-	-	PL-1	PATCH PAINT WALL
213	OFC	VCT	MTCH EXG	-	-	-	-	-	PL-1	PATCH PAINT WALL
221	OFC	VCT	MTCH EXG	-	-	-	-	-	PL-1	PATCH PAINT WALL
222	OFC	VCT	MTCH EXG	-	-	-	-	-	PL-1	PATCH PAINT WALL
224	COURTROOM	VCT	MTCH EXG	-	-	-	-	-	WD-1	NEW RAMP
240	W.T.	T-4	T-2B	T-2 / PT-1	T-2 / PT-1	T-2 / PT-1	T-2 / PT-1	EXG	-	
240C	M.T.	T-4	T-3B	T-3 / PT-1	T-3 / PT-1	T-3 / PT-1	T-3 / PT-1	EXG	-	
245	MEN'S RESTROOM	T-4	T-2B	T-2 / PT-1	T-2 / PT-1	T-2 / PT-1	T-2 / PT-1	EXG & NEW SOFFIT	-	
246A	WOMEN'S RESTROOM	T-4	T-3B	T-3 / PT-1	T-3 / PT-1	T-3 / PT-1	T-3 / PT-1	ACT-2, EXG ACT, EXG HARD CLG, ACT-2	-	
253	MEN'S RESTROOM	EXG	-	-	-	-	-	ACT-2	-	FOR MEP WORK @ CLG
254	WOMEN'S RESTROOM	EXG	EXG	-	-	-	MTCH EXG	ACT-2	-	
3rd FLOOR										
306	ALL GENDER RESTROOM	T-4	T-1B	T-1	T-1	T-1	T-1	EXG	-	
309	JURY ROOM	EXG	MTCH EXG	MTCH EXG	-	-	-	EXG	-	
309A	VESTIBULE	VCT-10	MTCH EXG	-	-	MTCH EXG	MTCH EXG	GWB (VIF)		
309B	ALL GENDER RESTROOM	T-4	T-1B	T-1	T-1	T-1	T-1	ACT-2	-	
319	COURTROOM	EXG	-	-	-	-	-	-	-	PATCH WALL PANEL
323	CORRIDOR	-	MTCH EXG	-	MTCH EXG	-	-	-	-	OUT SIDE OF JURY ROOMS
329	COURTROOM	EXG	-	-	-	-	-	-	-	PATCH WALL PANEL
356	COURTROOM	VCT-7	-	-	-	-	-	-	WD-1	PATCH WALL
357	COURTROOM	VCT-8	-	-	-	-	-	-	WD-1	PATCH WALL
359	COURTROOM	VCT-8	-	-	-	-	-	-	WD-1	PATCH WALL
360	COURTROOM	VCT-9	-	-	-	-	-	-	WD-1	PATCH WALL
361	COURTROOM	VCT-8	-	-	-	-	-	-	WD-1	PATCH WALL
362	COURTROOM	VCT-3	-	-	-	-	-	-	WD-1	PATCH WALL
363	COURTROOM	VCT-8	-	-	-	-	-	-	WD-1	PATCH WALL
364	COURTROOM	VCT-3	-	-	-	-	-	-	WD-1	PATCH WALL
365	COURTROOM	VCT-8	MTCH EXG	MTCH EXG	-	-	-	-	WD-1	PATCH WALL
366	COURTROOM	VCT-3	-	-	-	-	-	-	WD-1	PATCH WALL
371	JURY ROOM	EXG	MTCH EXG	-	MTCH EXG	-	-	EXG	-	
371A	VESTIBULE	VCT-1	MTCH EXG	-	MTCH EXG	MTCH EXG	-	ACT-2	-	
371B	ALL GENDER RESTROOM	T-4	T-1B	T-1	T-1	T-1	T-1	ACT-2	-	
372	JURY ROOM	EXG	MTCH EXG	-	MTCH EXG	-	-	EXG	-	
372A	VESTIBULE	VCT-1	MTCH EXG	MTCH EXG	MTCH EXG	MTCH EXG	MTCH EXG	ACT-2	-	
372B	ALL GENDER RESTROOM	T-4	T-1B	T-1	T-1	T-1	T-1	ACT-2	-	
373	JURY ROOM	EXG	MTCH EXG	-	MTCH EXG	-	-	EXG	-	
373A	VESTIBULE	VCT-1	MTCH EXG	MTCH EXG	MTCH EXG	MTCH EXG	MTCH EXG	ACT-2	-	
373B	ALL GENDER RESTROOM	T-4	T-1B	T-1	T-1	T-1	T-1	ACT-2	-	
374	JURY ROOM	EXG	MTCH EXG	-	MTCH EXG	-	-	EXG	-	
374A	VESTIBULE	VCT-1	MTCH EXG	MTCH EXG	-	-	MTCH EXG	ACT-2	-	
374B	ALL GENDER RESTROOM	T-4	T-1B	T-1	T-1	T-1	T-1	ACT-2	-	
383	JURY ROOM	EXG	MTCH EXG	MTCH EXG	-	-	MTCH EXG	EXG	-	
383A	VESTIBULE	VCT-1	MTCH EXG	MTCH EXG	MTCH EXG	MTCH EXG	MTCH EXG	ACT-2	-	
383B	ALL GENDER RESTROOM	T-4	T-1B	T-1	T-1	T-1	T-1	ACT-2	-	
384	JURY ROOM	EXG	MTCH EXG	-	-	-	MTCH EXG	EXG	-	
384A	VESTIBULE	VCT-1	MTCH EXG	-	-	MTCH EXG	MTCH EXG	ACT-2	-	
384B	ALL GENDER RESTROOM	T-4	T-1B	T-1	T-1	T-1	T-1	ACT-2	-	
388	JURY ROOM	EXG	MTCH EXG	MTCH EXG	-	-	-	EXG	-	
388A	CORRIDOR	VCT-1	-	MTCH EXG	MTCH EXG	MTCH EXG	MTCH EXG	ACT-2	-	
388B	ALL GENDER RESTROOM	T-4	T-1B	T-1	T-1	T-1	T-1	ACT-2	-	
391	JURY ROOM	EXG	MTCH EXG	-	-	MTCH EXG	-	EXG	-	
391A	VESTIBULE	VCT-1	MTCH EXG	MTCH EXG	-	-	MTCH EXG	ACT-2	-	
391B	ALL GENDER RESTROOM	T-4	T-1B	T-1	T-1	T-1	T1	ACT-2	-	
392	JURY ROOM	EXG	MTCH EXG	-	-	MTCH EXG	MTCH EXG	EXG	-	
392A	VESTIBULE	VCT-1	MTCH EXG	-	-	MTCH EXG	-	ACT-2	-	
392B	ALL GENDER RESTROOM	T-4	T-1B	T-1	T-1	T-1	T-1	ACT-2	-	
405 (3F)	CORRIDOR	-	MTCH EXG	-	MTCH EXG	-	MTCH EXG	-	-	OUT SIDE OF JURY ROOMS
408 (3F)	STORAGE	-	BS-1	-	-	-	PT-1	-	-	
422A (3F)	CORRIDOR	-	MTCH EXG	-	-	-	MTCH EXG	-	-	OUT SIDE OF JURY ROOMS
(3F)	CORRIDOR	-	MTCH EXG	-	MTCH EXG	-	-	-	-	OUT SIDE OF JURY ROOMS
4th FLOOR										
417	JURY ROOM	EXG	MTCH EXG	-	-	MTCH EXG	MTCH EXG	EXG	-	
417A	JURY ROOM	EXG	MTCH EXG	MTCH EXG	-	-	MTCH EXG	EXG	-	
417B	ALL GENDER RESTROOM	T-4	T-1B	T-1	T-1	T-1	T-1	ACT-2	-	
417C	ALL GENDER RESTROOM	T-4	T-1B	T-1	T-1	T-1	T-1	ACT-2	-	
419	COURTROOM	VCT-3	-	-	-	-	-	-	WD-1	PATCH WALL PANEL
423	COURTROOM	EXG	-	-	-	-	-	-	WD-1	
424	COURTROOM	VCT-3	-	-	-	-	-	-	WD-1	PATCH WALL PANEL
427	JURY ROOM	EXG	MTCH EXG	MTCH EXG	-	-	MTCH EXG	EXG	-	
427A	JURY ROOM	EXG	MTCH EXG	-	-	MTCH EXG	MTCH EXG	EXG	-	
427B	ALL GENDER RESTROOM	T-4	T-1B	T-1	T-1	T-1	T-1	ACT-2	-	
427C	ALL GENDER RESTROOM	T-4	T-1B	T-1	T-1	T-1	T-1	ACT-2	-	
435	JURY ROOM	EXG	MTCH EXG	MTCH EXG	-	-	MTCH EXG	EXG	-	
435B	ALL GENDER RESTROOM	T-4	T-1B	T-1	T-1	T-1	T-1	ACT-2	-	
438	COURTROOM	VCT-3	-	-	-	-	-	-	WD-1	PATCH WALL PANEL
441	COURTROOM	VCT-2	-	-	-	-	-	-	WD-1	PATCH WALL PANEL
445A	WOMEN'S RESTROOM	T-4	T-3B	T-3 / PT-1	T-3 / PT-1	T-3 / PT-1	T-3 / PT-1	EXG W/ SOFFIT	-	
446A	CORRIDOR	T-4	T-4B	PT-1	PT-1	PT-1	PT-1	EXG	-	RESTROOM CORRIDOR
454	MEN'S RESTROOM	T-4	T-2B	T-2 / PT-1	T-2 / PT-1	T-2 / PT-1	T-2 / PT-1	EXG	-	
454A	VESTIBULE	T-4	T-4B	PT-1	PT-1	PT-1	PT-1	EXG	-	
456	COURTROOM	VCT-3	-	-	-	-	-	-	WD-1	PATCH WALL PANEL
461	COURTROOM	VCT-3	-	-	-	-	-	-	WD-1	PATCH WALL PANEL
469	COURTROOM	VCT-3	-	-	-	-	-	-	WD-1	PATCH WALL PANEL
479	COURTROOM	VCT-8	-	-	-	-	-	-	WD-1	PATCH WALL PANEL

FINISH SCHEDULE

ROOM NUMBER	ROOM NAME	FLOOR	BASE	WALL				CEILING	OTHER HALF WALL MILLWORK	REMARKS
				NORTH	EAST	SOUTH	WEST			
5th FLOOR										
524	COURTROOM	EXG	-	-	-	-	-	-	WD-1	
525	COURTROOM	EXG	-	-	-	-	-	-	WD-1	
536	JURY ROOM	EXG	MTCH EXG	-	-	-	MTCH EXG	EXG	-	
536A	VESTIBULE	VCT-4	MTCH EXG	MTCH EXG	MTCH EXG	MTCH EXG	MTCH EXG	ACT-2	-	
536B	ALL GENDER RESTROOM	T-4	T-1B	T-1	T1	T-1	T-1	ACT-2	-	
538	COURTROOM	VCT-2	-	-	-	-	-	-	WD-1	PATCH WALL PANEL
541	COURTROOM	VCT-2	-	-	-	-	-	-	WD-1	PATCH WALL PANEL
543	JURY ROOM	EXG	MTCH EXG	-	-	-	MTCH EXG	EXG	-	
543A	VESTIBULE	VCT-4	MTCH EXG	-	MTCH EXG	MTCH EXG	MTCH EXG	ACT-2	-	
543B	ALL GENDER RESTROOM	T-4	T-1B	T-1	T-1	T-1	T-1	ACT-2	-	
544	JURY ROOM	EXG	MTCH EXG	-	-	-	MTCH EXG	EXG	-	
544A	VESTIBULE	VCT-5	MTCH EXG	MTCH EXG	MTCH EXG	-	MTCH EXG	ACT-2	-	
544B	ALL GENDER RESTROOM	T-4	T-1B	T-1	T-1	T-1	T-1	ACT-2	-	
545A	WOMEN'S RESTROOM	T-4	T-3B	T-3 / PT-1	T-3 / PT-1	T-3 / PT-1	T-3 / PT-1	EXG	-	
546A	CORRIODR	T-4	T-4B	PT-1	PT-1	PT-1	PT-1	EXG		RESTROOM CORRIDOR
551	JURY ROOM	EXG	MTCH EXG	-	-	-	MTCH EXG	EXG	-	
551A	VESTIBULE	VCT-4	MTCH EXG	-	MTCH EXG	MTCH EXG	MTCH EXG	ACT-2	-	
551B	ALL GENDER RESTROOM	T-4	T-1B	T-1	T-1	T-1	T-1	ACT-2	-	
554	MEN'S RESTROOM	T-4	T-2B	T-2 / PT-1	T-2 / PT-1	T-2 / PT-1	T-2 / PT-1	EXG	-	
556	COURTROOM	VCT	-	-	-	-	-	-	WD-1	PATCH WALL PANEL
557	JURY ROOM	EXG	MTCH EXG	-	-	-	MTCH EXG	EXG	-	
557A	VESTIBULE	VCT-4	MTCH EXG	MTCH EXG	MTCH EXG	-	MTCH EXG	ACT-2	-	
557B	ALL GENDER RESTROOM	T-4	T-1B	T-1	T-1	T-1	T-1	ACT-2	-	
558	JURY ROOM	EXG	MTCH EXG	-	-	-	MTCH EXG	EXG	-	
558A	VESTIBULE	VCT-5	MTCH EXG	-	MTCH EXG	MTCH EXG	MTCH EXG	ACT-2	-	
558B	ALL GENDER RESTROOM	T-4	T-1B	T-1	T-1	T-1	T-1	ACT-2	-	
561	COURTROOM	VCT-3	-	-	-	-	-	-	WD-1	PATCH WALL PANEL
574	COURTROOM	EXG	-	-	-	-	-	-	WD-1	
575	COURTROOM	EXG	-	-	-	-	-	-	WD-1	
6th FLOOR										
645	MEN'S RESTROOM	T-4	T-2B	T-2 / PT-1	T-2 / PT-1	T-2 / PT-1	T-2 / PT-1	EXG W/ TRIM	-	
649	CORRIDOR	-	-	-	-	-	MTCH EXG	-	-	OUTSIDE OF RESTROOM
653	WOMEN'S RESTROOM	T-4	T-3B	T-3 / PT-1	T-3 / PT-1	T-3 / PT-1	T-3 / PT-1	EXG HRD CLG, GWB	-	
654	M.T.	-	MTCH EXG	-	MTCH EXG	MTCH EXG	-	EXG W/ TRIM	-	
7th FLOOR										
724	COURTROOM	EXG	-	-	-	-	-	-	WD-1	
725	COURTROOM	EXG	-	-	-	-	-	-	WD-1	
736	JURY ROOM	EXG	MTCH EXG	-	-	-	MTCH EXG	EXG	-	
736A	VESTIBULE	VCT-5	MTCH EXG	-	MTCH EXG	MTCH EXG	MTCH EXG	ACT-2	-	
736B	ALL GENDER RESTROOM	T-4	T-1B	T-1	T-1	T-1	T-1	ACT-2	-	
737	JURY ROOM	EXG	MTCH EXG	-	-	-	MTCH EXG	EXG	-	
737A	VESTIBULE	VCT-5	MTCH EXG	MTCH EXG	MTCH EXG	-	MTCH EXG	ACT-2	-	
737B	ALL GENDER RESTROOM	T-4	T-1B	T-1	T-1	T-1	T-1	ACT-2	-	
738	COURTROOM	VCT-2	-	-	-	-	-	-	WD-1	PATCH WALL PANEL
741	COURTROOM	VCT-2	-	-	-	-	-	-	WD-1	PATCH WALL PANEL
742	JURY ROOM	EXG	MTCH EXG	-	-	-	MTCH EXG	EXG	-	
742A	VESTIBULE	VCT-5	MTCH EXG	-	MTCH EXG	MTCH EXG	MTCH EXG	ACT-2	-	
742B	ALL GENDER RESTROOM	T-4	T-1B	T-1	T-1	T-1	T-1	ACT-2	-	
743	JURY ROOM	EXG	MTCH EXG	-	-	-	MTCH EXG	EXG	-	
743A	VESTIBULE	VCT-5	MTCH EXG	MTCH EXG	MTCH EXG	-	MTCH EXG	ACT-2	-	
743B	ALL GENDER RESTROOM	T-4	T-1B	T-1	T-1	T-1	T-1	ACT-2	-	
744	JURY ROOM	EXG	MTCH EXG	-	-	-	MTCH EXG	EXG	-	
744A	VESTIBULE	VCT-4	MTCH EXG	-	-	MTCH EXG	MTCH EXG	ACT-2	-	
744B	ALL GENDER RESTROOM	T-4	T-1B	T-1	T-1	T-1	T-1	ACT-2	-	
745A	WOMEN'S RESTROOM	T-4	T-3B	T-3 / PT-1	T-3 / PT-1	T-3 / PT-1	T-3 / PT-1	EXG	-	
745B	VESTIBULE	T-4	T-4B	PT-1	PT-1	PT-1	PT-1	EXG	-	
754	MEN'S RESTROOM	T-4	T-2B	T-2 / PT-1	T-2 / PT-1	T-2 / PT-1	T-2 / PT-1	EXG	-	
756	COURTROOM	VCT-2	-	-	-	-	-	-	WD-1	PATCH WALL PANEL
761	COURTROOM	VCT-2	-	-	-	-	-	-	WD-1	PATCH WALL PANEL
774	COURTROOM	EXG	-	-	-	-	-	-	WD-1	
775	COURTROOM	EXG	-	-	-	-	-	-	WD-1	
8th FLOOR										
817	JURY ROOM	EXG	MTCH EXG	-	-	MTCH EXG	MTCH EXG	EXG	-	
817A	VESTIBULE	VCT-4	MTCH EXG	-	-	MTCH EXG	-	ACT-2	-	
817B	ALL GENDER RESTROOM	T-4	T-1B	T-1	T-1	T-1	T-1	ACT-2	-	
826A	JURY ROOM	EXG	MTCH EXG	-	-	-	MTCH EXG	EXG	-	
826A	VESTIBULE	VCT-4	MTCH EXG	MTCH EXG	MTCH EXG	MTCH EXG	MTCH EXG	ACT-2	-	
826B	ALL GENDER RESTROOM	T-4	T-1B	T-1	T-1	T-1	T-1	ACT-2	-	
827A	VESTIBULE	VCT-5	MTCH EXG	MTCH EXG	-	MTCH EXG	MTCH EXG	ACT-2	-	
827A	JURY ROOM	EXG	MTCH EXG	-	-	-	MTCH EXG	EXG	-	
827B	ALL GENDER RESTROOM	T-4	T-1B	T-1	T-1	T-1	T-1	ACT-2	-	
827E	VESTIBULE	VCT-5	MTCH EXG	MTCH EXG	MTCH EXG	-	MTCH EXG	ACT-2	-	
827E	JURY ROOM	EXG	MTCH EXG	-	-	-	MTCH EXG	EXG	-	
827F	ALL GENDER RESTROOM	T-4	T-1B	T-1	T-1	T-1	T-1	ACT-2	-	
845	WOMEN'S RESTROOM	T-4	T-3B	T-3 / PT-1	T-3 / PT-1	T-3 / PT-1	T-3 / PT-1	EXG	-	
849	CORRIDOR	-	-	-	MTCH EXG	-	-	-	-	OUTSIDE OF JURY ROOMS
853	M.T.	T-4	T-2B	T-2 / PT-1	T-2 / PT-1	T-2 / PT-1	T-2 / PT-1	GWB	-	SEE ELEVS
9th FLOOR										
924	COURTROOM	VCT-2	-	-	-	-	-	-	WD-1	PATCH WALL PANEL
929	COURTROOM	VCT-2	-	-	-	-	-	-	WD-1	PATCH WALL PANEL
938	COURTROOM	VCT-6	-	-	-	-	-	-	WD-1	PATCH WALL PANEL
941	COURTROOM	VCT-2	-	-	-	-	-	-	WD-1	PATCH WALL PANEL
945A	WOMEN'S RESTROOM	T-4	T-3B	T-3 / PT-1	T-3 / PT-1	T-3 / PT-1	T-3 / PT-1	EXG	-	
945B	VESTIBLE	T-4	T-4B	PT-1	PT-1	PT-1	PT-1	EXG	-	
954	MEN'S RESTROOM	T-4	T-2B	T-2 / PT-1	T-2 / PT-1	T-2 / PT1	T-2 / PT-1	EXG	-	
956	COURTROOM	VCT-2	-	-	-	-	-	-	WD-1	PATCH WALL PANEL
959	JURY ROOM	EXG	MTCH EXG	-	-	-	MTCH EXG	EXG	-	
959A	VESTIBULE	VCT-4	MTCH EXG	MTCH EXG	MTCH EXG	-	MTCH EXG	ACT-2	-	
959B	ALL GENDER RESTROOM	T-4	T-1B	T-1	T-1	T-1	T-1	ACT-2	-	
961	COURTROOM	VCT-2	-	-	-	-	-	-	WD-1	PATCH WALL PANEL
969	COURTROOM	VCT-2	-	-	-	-	-	-	WD-1	PATCH WALL PANEL
974	COURTROOM	VCT-2	-	-	-	-	-	-	WD-1	PATCH WALL PANEL
10th FLOOR										
1045	WOMEN'S RESTROOM	T-4	T-3B	T-3 / PT-1	T-3 / PT-1	T-3 / PT-1	T-3 / PT-1	EXG	-	
1047	FORECLOSURES & DIVORCE	VCT	-	-	-	-	-	-	PL-1	
1049C	CORRIDOR	-	-	-	-	-	MTCH EXG	-	-	
1053	MEN'S RESTROOM	T-4	T-2B	T-2 / PT-1	T-2 / PT-1	T-2 / PT-1	T-2 / PT-1	GWB	-	SEE ELEVS
1053B	STORAGE	-	BS-1	-	-	-	PT-1	EXG	-	
11th FLOOR										
1128	MEN'S RESTROOM	T-4	T-2B	T-2 / PT-1	T-2 / PT-1	T-2 / PT-1	T-2 / PT-1	GWB	-	SEE ELEVS
1168	WOMEN'S RESTROOM	T-4	T-3B	T-3 / PT-1	T-3 / PT-1	T-3 / PT-1	T-3 / PT-1	GWB	-	SEE ELEVS
1174	CORRIDOR	-	-	MTCH EXG	-	-	MTCH EXG	-	-	
1174A	CLOSET	-	BS-1	PT-1	-	-	-	EXG	-	

*NOTE: A DASH "-" INDICATED NO WORK.

KINGS COUNTY SUPREME COURT BUILDING ACCESSIBILITY RENOVATIONS

360 Adams Street
Brooklyn NY 11201

Conditions

ALL IDEAS, DESIGNS, ARRANGEMENTS AND PLANS INDICATED OR REPRESENTED BY THIS DRAWING ARE OWNED BY, AND THE PROPERTY OF RONNETTE RILEY ARCHITECT AND WERE CREATED, EVOLVED AND DEVELOPED FOR THE USE ON, AND IN CONNECTION WITH THE SPECIFIED PROJECT.
NONE OF SUCH IDEAS, DESIGNS, ARRANGEMENTS OR PLANS SHALL BE USED BY OR DISCLOSED TO ANY PERSON, FIRM OR CORPORATION FOR ANY PURPOSE WHATSOEVER WITHOUT THE WRITTEN PERMISSION OF RONNETTE RILEY ARCHITECT.

© Copyright Ronnette Riley *Architect* 2021

Ronnette Riley *Architect*

494 Eighth Avenue, 15th Floor
New York, NY 10001
T 212 594 4015
F 212 594 2868
www.ronnetteriley.com

MEP Engineer:

Loring Consulting Engineers, Inc.
360 West 31st Street, 14th Floor
New York, NY 10001-2727
T 212-563 7400
www.loringengineers.com
New York City .Washington, DC . Princeton . Durham . Toronto

Structural Engineer:

Silman
32 Old Slip, 10th Floor
New York, NY 10005
T 212-620 7970
www.Silman.com

Rev	Date	Issue
	11 JUN 2021	Issue for SD Review
	22 OCT 2021	DD Review
	23 NOV 2021	DD Submission
	4 MAR 2022	Issue for Final DD
	6 DEC 2022	CD Review
	23 MAR 2023	CD FINAL

Title
FINISH SCHEDULE

Date	06-11-2021
Project No.	4107
Drawing By	MS
CHK By	YM
Scale	

A705 .00 (DOB Rev) of

DOB SCAN

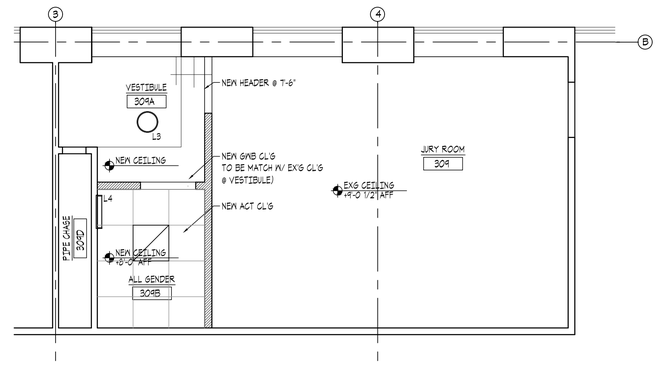

5 REFLECTED CEILING PLAN
1/4"=1'-0"

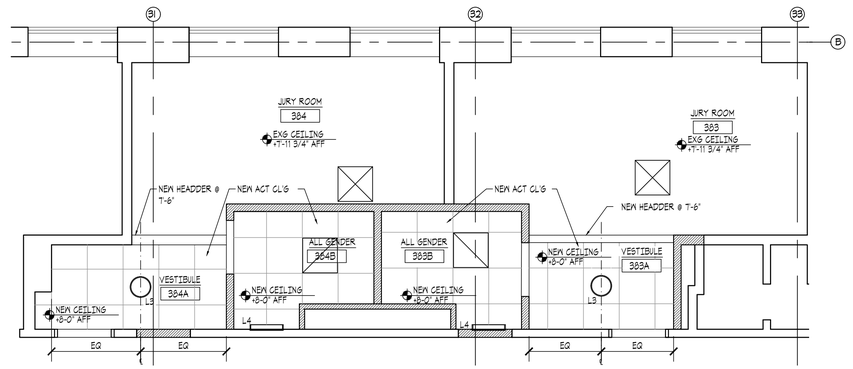

4 REFLECTED CEILING PLAN
1/4"=1'-0"

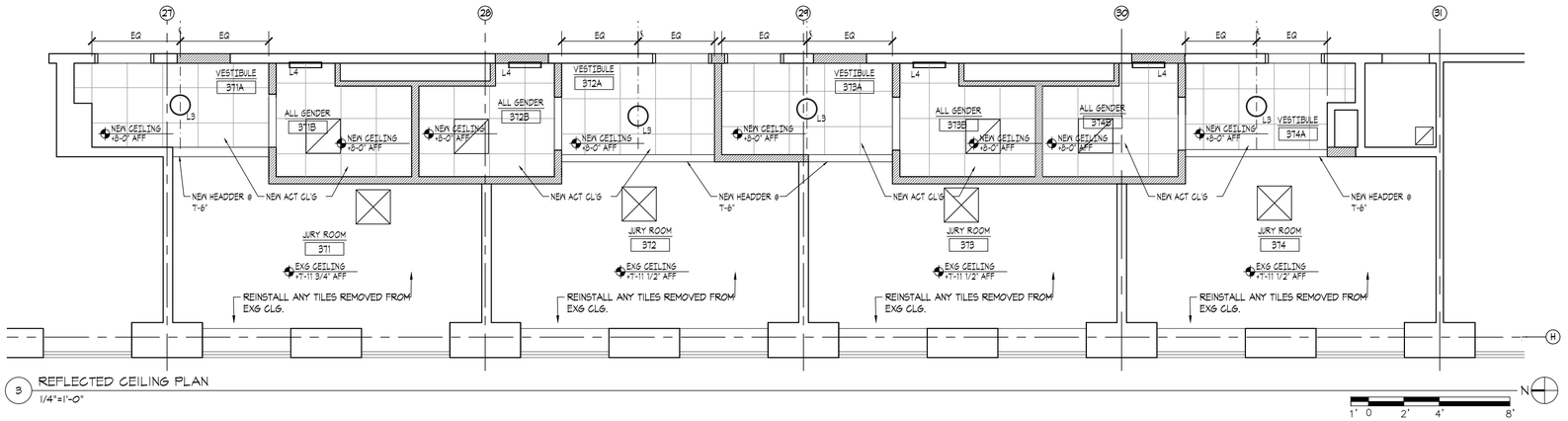

3 REFLECTED CEILING PLAN
1/4"=1'-0"

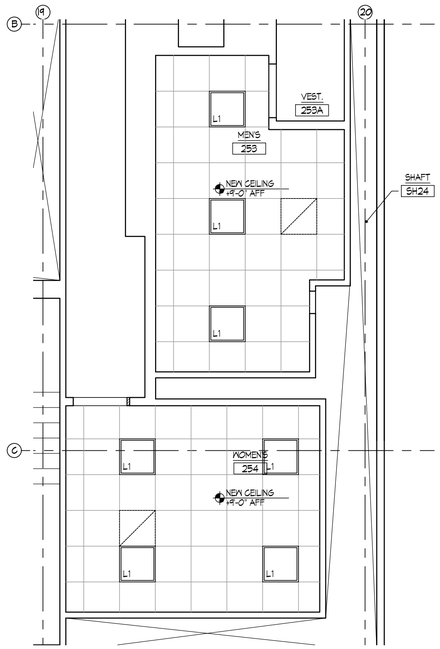

2 REFLECTED CEILING PLAN
1/4"=1'-0"

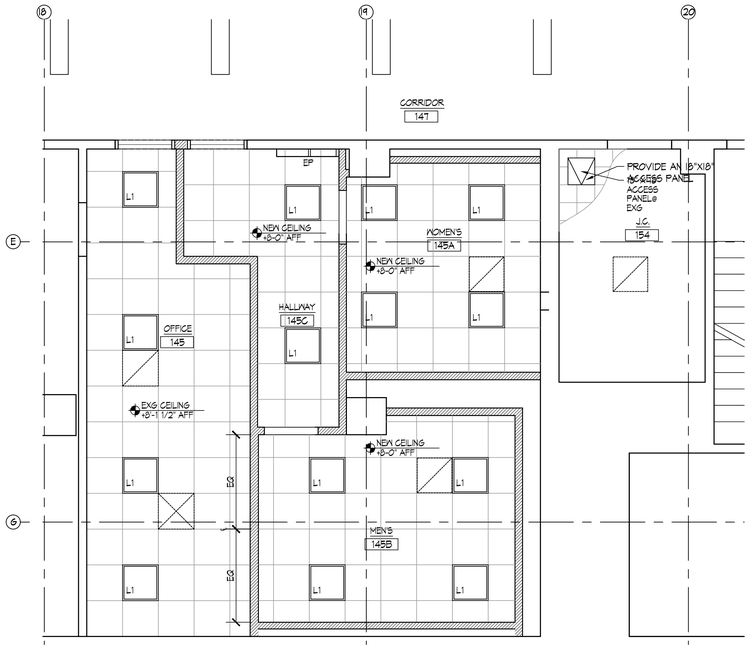

1 REFLECTED CEILING PLAN
1/4"=1'-0"

KINGS COUNTY SUPREME COURT BUILDING ACCESSIBILITY RENOVATIONS

360 Adams Street
Brooklyn NY 11201

Conditions

ALL IDEAS, DESIGNS, ARRANGEMENTS AND PLANS INDICATED OR REPRESENTED BY THIS DRAWING ARE OWNED BY, AND THE PROPERTY OF RONNETTE RILEY ARCHITECT AND WERE CREATED, EVOLVED AND DEVELOPED FOR THE USE ON, AND IN CONNECTION WITH THE SPECIFIED PROJECT.
NONE OF SUCH IDEAS, DESIGNS, ARRANGEMENTS OR PLANS SHALL BE USED BY OR DISCLOSED TO ANY PERSON, FIRM OR CORPORATION FOR ANY PURPOSE WHATSOEVER WITHOUT THE WRITTEN PERMISSION OF RONNETTE RILEY ARCHITECT.

© Copyright Ronnette Riley *Architect* 2021

Ronnette Riley *Architect*

494 Eighth Avenue, 15th Floor
New York, NY 10001
T 212 594 4015
F 212 594 2868
www.ronnetteriley.com

MEP Engineer:

Loring Consulting Engineers, Inc.
360 West 31st Street, 14th Floor
New York, NY 10001-2727
T 212-563 7400
www.loringengineers.com
New York City .Washington, DC . Princeton . Durham . Toronto

Structural Engineer:

Silman
32 Old Slip, 10th Floor
New York, NY 10005
T 212-620 7970
www.Silman.com

Rev	Date	Issue
	11 JUN 2021	Issue for SD Review
	22 OCT 2021	DD Review
	23 NOV 2021	DD Submission
	4 MAR 2022	Issue for Final DD
	6 DEC 2022	CD Review
	23 MAR 2023	CD FINAL

Title

REFLECTED CEILING PLANS 1ST, 2ND, 3RD FLRS

Date	06-11-2021
Project No.	4107
Drawing By	
CHK By	
Scale	AS NOTED

A801 .00 (DOB Rev)
_ of _

DOB SCAN

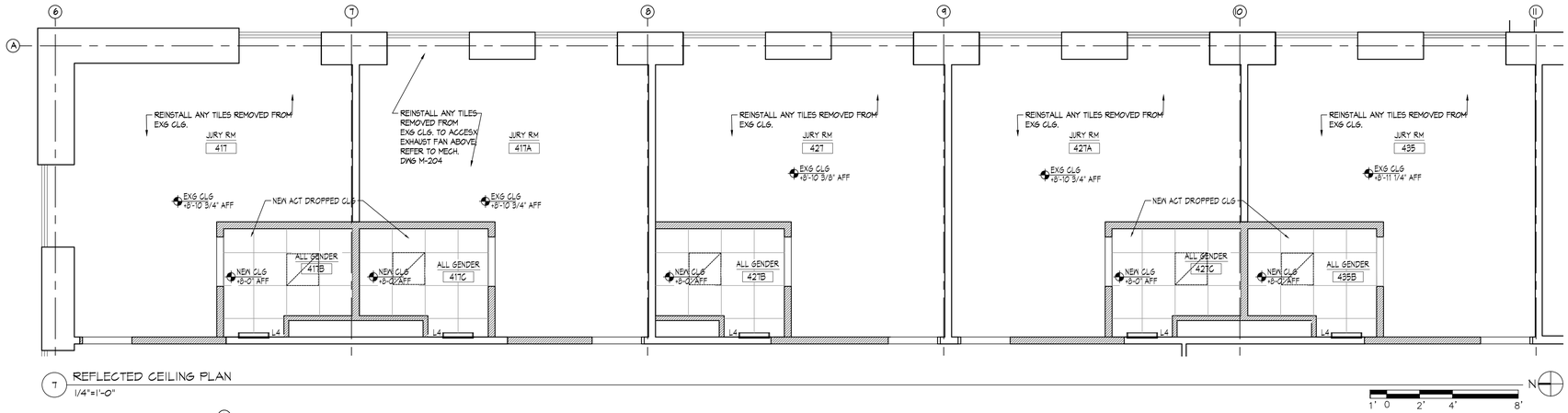

7 REFLECTED CEILING PLAN
1/4"=1'-0"

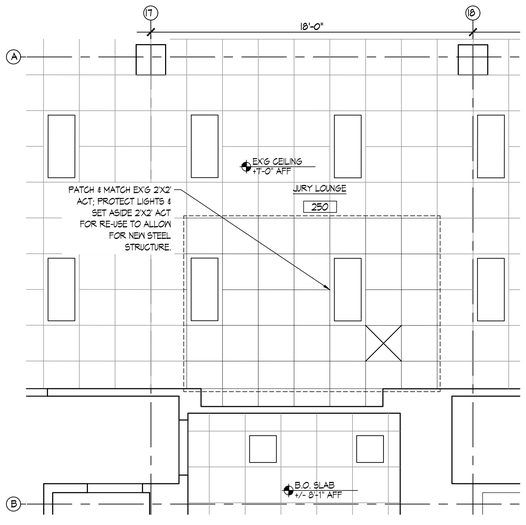

6 REFLECTED CEILING PLAN - JURY LOUNGE 250
1/4"=1'-0"

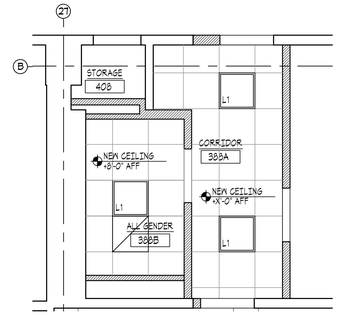

4 REFLECTED CEILING PLAN
1/4"=1'-0"

3 REFLECTED CEILING PLAN
1/4"=1'-0"

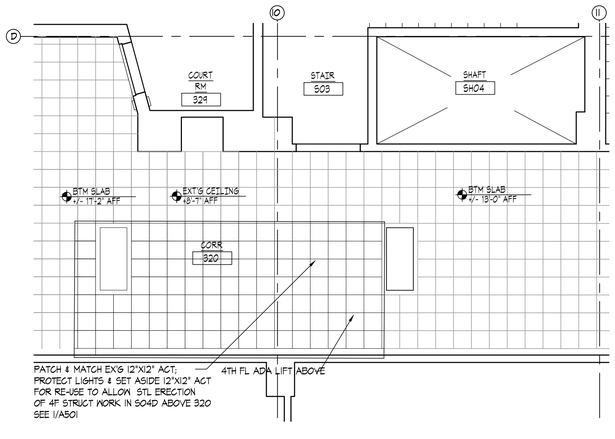

5 REFLECTED CEILING PLAN - CORRIDOR OUTSIDE OF 317D, 335D
1/4"=1'-0"

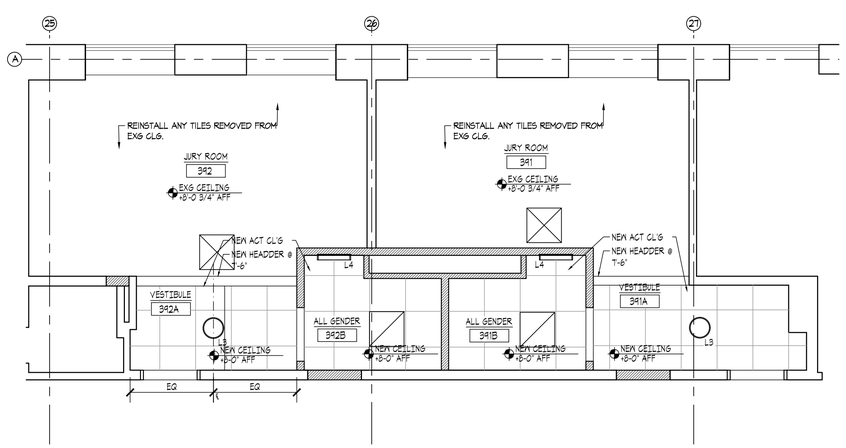

2 REFLECTED CEILING PLAN
1/4"=1'-0"

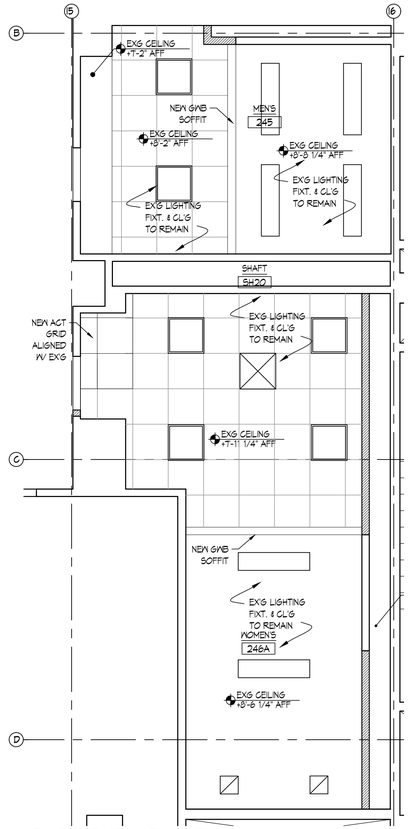

1 REFLECTED CEILING PLAN
1/4"=1'-0"

KINGS COUNTY SUPREME COURT BUILDING ACCESSIBILITY RENOVATIONS

360 Adams Street
Brooklyn NY 11201

Conditions

ALL IDEAS, DESIGNS, ARRANGEMENTS AND PLANS INDICATED OR REPRESENTED BY THIS DRAWING ARE OWNED BY, AND THE PROPERTY OF RONNETTE RILEY ARCHITECT AND WERE CREATED, EVOLVED AND DEVELOPED FOR THE USE ON, AND IN CONNECTION WITH THE SPECIFIED PROJECT.
NONE OF SUCH IDEAS, DESIGNS, ARRANGEMENTS OR PLANS SHALL BE USED BY OR DISCLOSED TO ANY PERSON, FIRM OR CORPORATION FOR ANY PURPOSE WHATSOEVER WITHOUT THE WRITTEN PERMISSION OF RONNETTE RILEY ARCHITECT.

© Copyright Ronnette Riley *Architect* 2021

Ronnette Riley *Architect*

494 Eighth Avenue, 15th Floor
New York, NY 10001
T 212 594 4015
F 212 594 2868
www.ronnetteriley.com

MEP Engineer:

Loring Consulting Engineers, Inc.
360 West 31st Street, 14th Floor
New York, NY 10001-2727
T 212-563 7400
www.loringengineers.com
New York City .Washington, DC . Princeton . Durham . Toronto

Structural Engineer:

Silman
32 Old Slip, 10th Floor
New York, NY 10005
T 212-620 7970
www.Silman.com

Rev	Date	Issue
	11 JUN 2021	Issue for SD Review
	22 OCT 2021	DD Review
	23 NOV 2021	DD Submission
	4 MAR 2022	Issue for Final DD
	6 DEC 2022	CD Review
	23 MAR 2023	CD FINAL

Title

REFLECTED CEILING PLANS 2ND, 3RD, 4TH FLRS

Date	06-11-2021
Project No.	4107
Drawing By	KGS,CQ
CHK By	BL,YM
Scale	AS NOTED

DOB Rev

A802 .00

_ of __

DOB SCAN

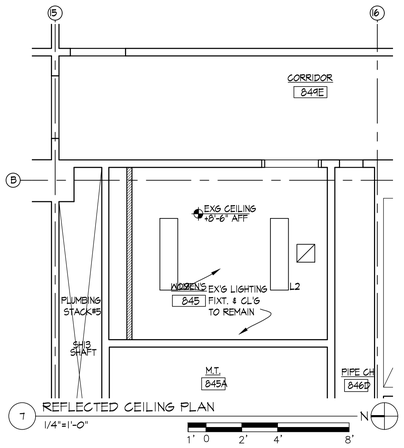

7 REFLECTED CEILING PLAN
1/4"=1'-0"

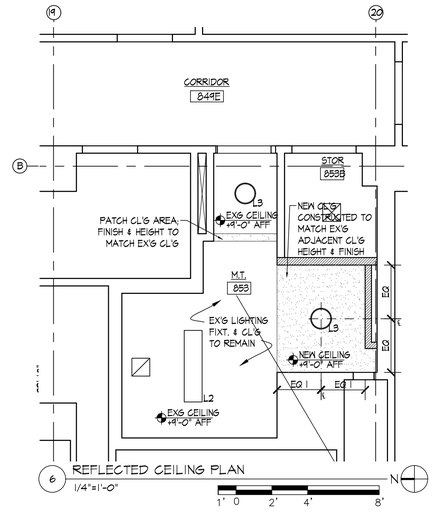

6 REFLECTED CEILING PLAN
1/4"=1'-0"

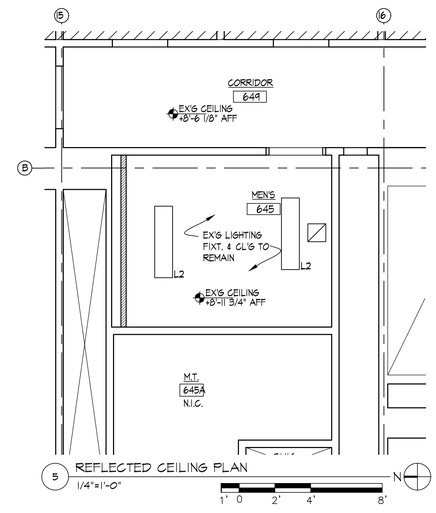

5 REFLECTED CEILING PLAN
1/4"=1'-0"

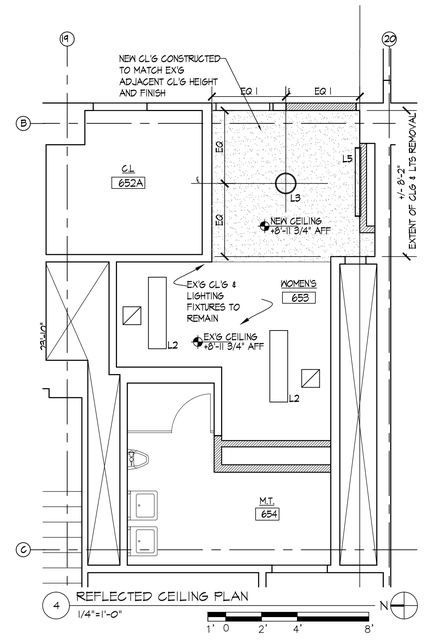

4 REFLECTED CEILING PLAN
1/4"=1'-0"

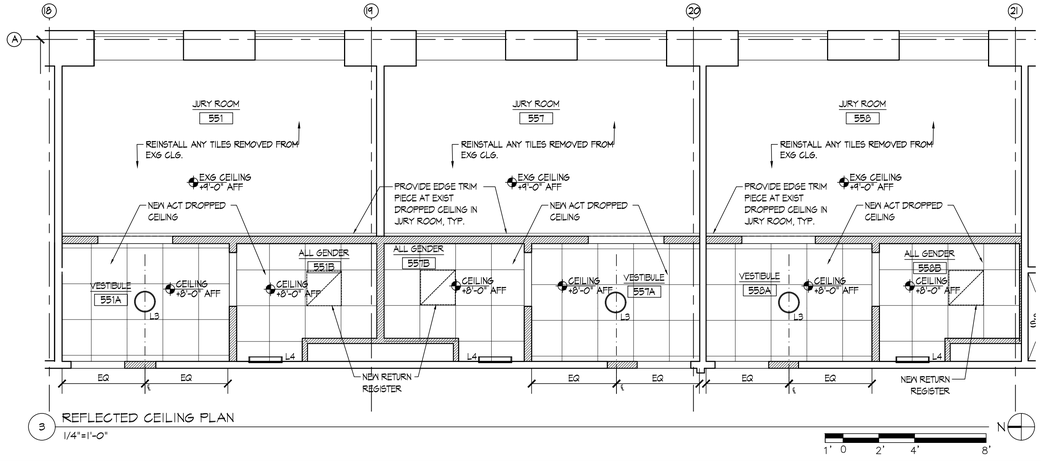

3 REFLECTED CEILING PLAN
1/4"=1'-0"

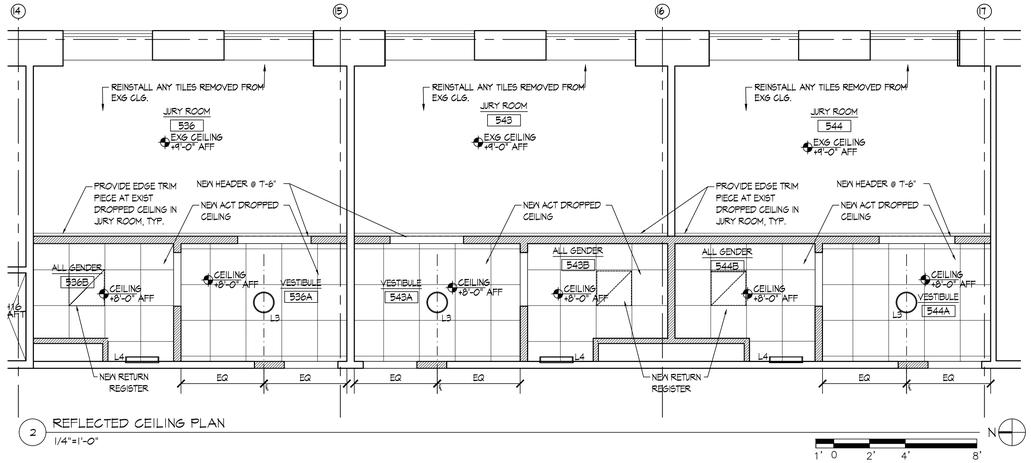

2 REFLECTED CEILING PLAN
1/4"=1'-0"

KINGS COUNTY SUPREME COURT BUILDING ACCESSIBILITY RENOVATIONS

360 Adams Street
Brooklyn NY 11201

Conditions

ALL IDEAS, DESIGNS, ARRANGEMENTS AND PLANS INDICATED OR REPRESENTED BY THIS DRAWING ARE OWNED BY, AND THE PROPERTY OF RONNETTE RILEY ARCHITECT AND WERE CREATED, EVOLVED AND DEVELOPED FOR THE USE ON, AND IN CONNECTION WITH THE SPECIFIED PROJECT.
NONE OF SUCH IDEAS, DESIGNS, ARRANGEMENTS OR PLANS SHALL BE USED BY OR DISCLOSED TO ANY PERSON, FIRM OR CORPORATION FOR ANY PURPOSE WHATSOEVER WITHOUT THE WRITTEN PERMISSION OF RONNETTE RILEY ARCHITECT.

© Copyright Ronnette Riley *Architect* 2021

Ronnette Riley *Architect*

494 Eighth Avenue, 15th Floor
New York, NY 10001
T 212 594 4015
F 212 594 2868
www.ronnetteriley.com

MEP Engineer:

Loring Consulting Engineers, Inc.
360 West 31st Street, 14th Floor
New York, NY 10001-2727
T 212-563 7400
www.loringengineers.com
New York City .Washington, DC . Princeton . Durham . Toronto

Structural Engineer:

Silman
32 Old Slip, 10th Floor
New York, NY 10005
T 212-620 7970
www.Silman.com

Rev	Date	Issue
	11 JUN 2021	Issue for SD Review
	22 OCT 2021	DD Review
	23 NOV 2021	DD Submission
	4 MAR 2022	Issue for Final DD
	6 DEC 2022	CD Review
	23 MAR 2023	CD FINAL

Title

REFLECTED CEILING PLANS 5TH, 6TH, 8TH FLRS

Date	06-11-2021
Project No.	4107
Drawing By	KGS,CQ
CHK By	BL,YM
Scale	AS NOTED

DOB Rev
A803 .00
_ of _

DOB SCAN

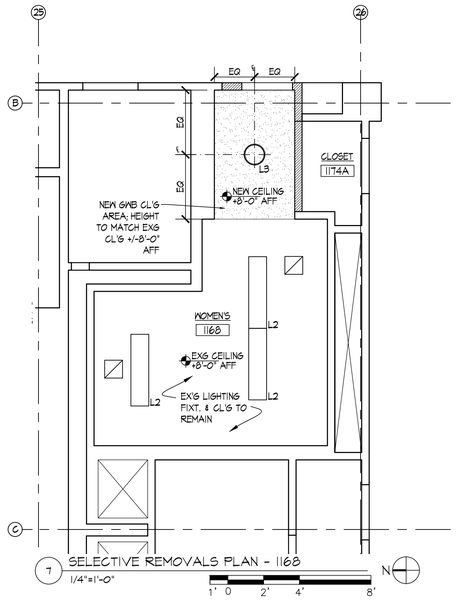

7 SELECTIVE REMOVALS PLAN - 1168
1/4"=1'-0"

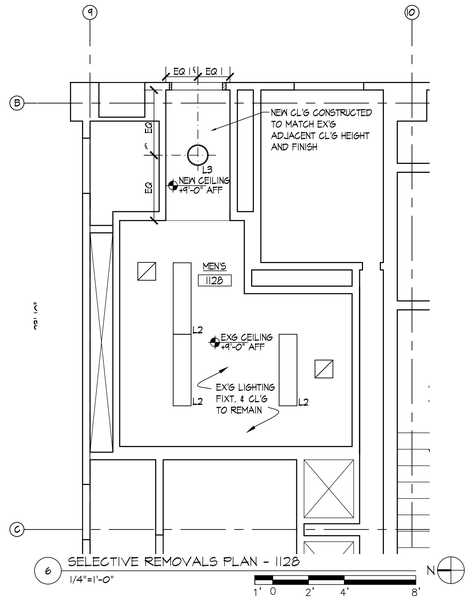

6 SELECTIVE REMOVALS PLAN - 1128
1/4"=1'-0"

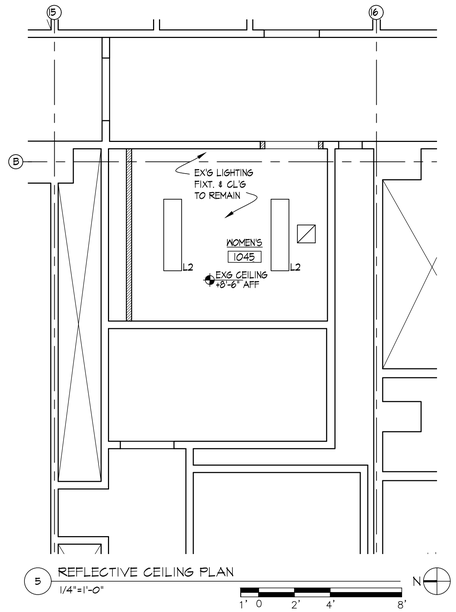

5 REFLECTIVE CEILING PLAN
1/4"=1'-0"

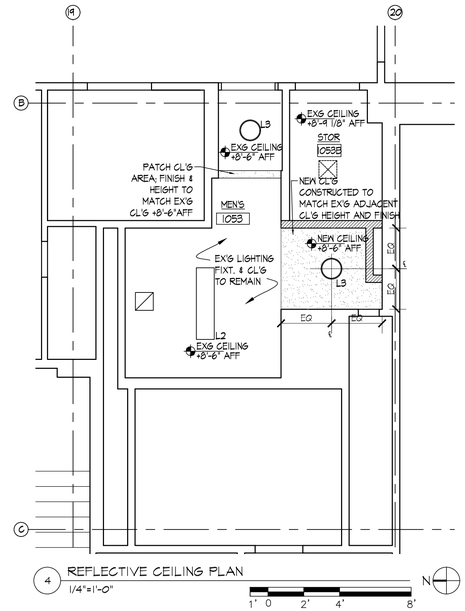

4 REFLECTIVE CEILING PLAN
1/4"=1'-0"

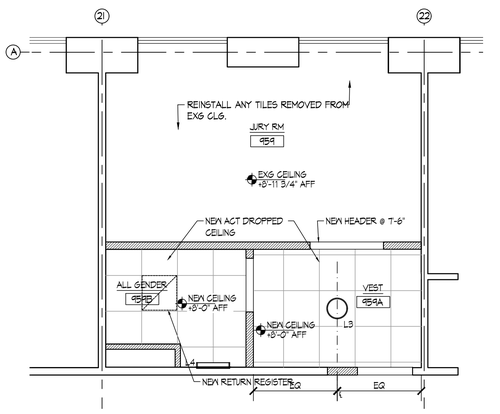

3 REFLECTED CEILING PLAN
1/4"=1'-0"

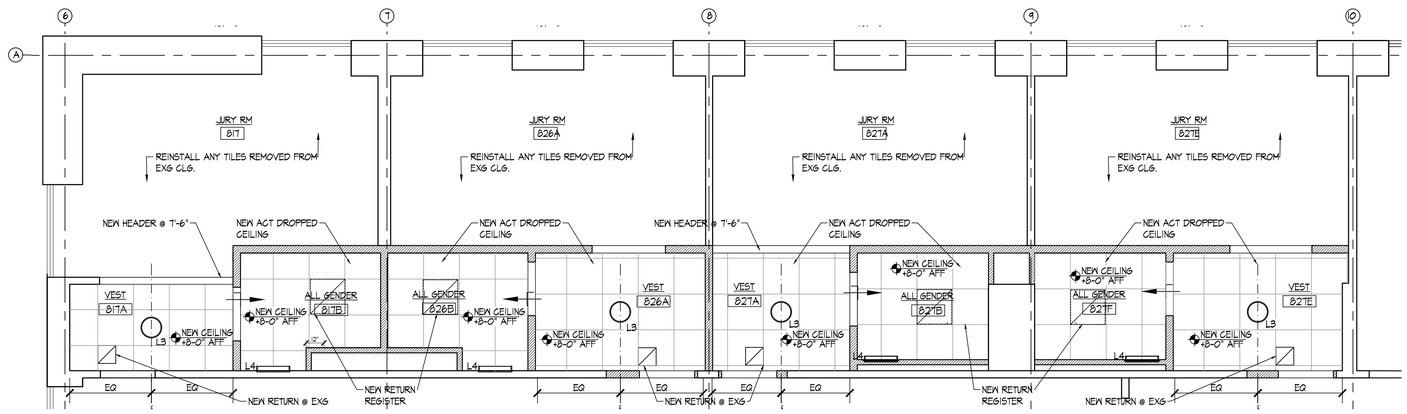

2 REFLECTED CEILING PLAN
1/4"=1'-0"

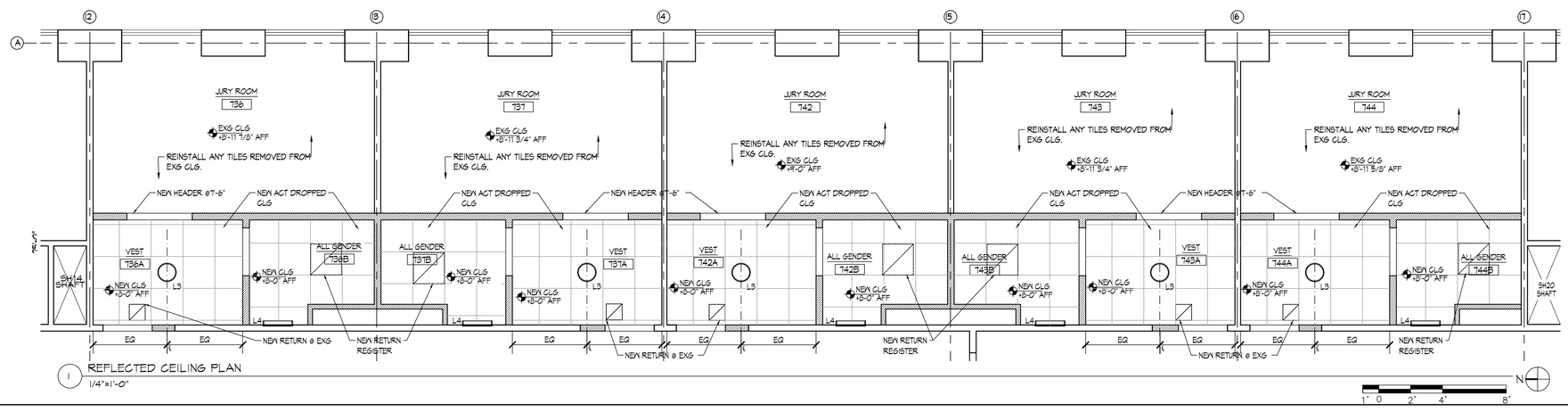

1 REFLECTED CEILING PLAN
1/4"=1'-0"

KINGS COUNTY SUPREME COURT BUILDING ACCESSIBILITY RENOVATIONS

360 Adams Street
Brooklyn NY 11201

Conditions

ALL IDEAS, DESIGNS, ARRANGEMENTS AND PLANS INDICATED OR REPRESENTED BY THIS DRAWING ARE OWNED BY, AND THE PROPERTY OF RONNETTE RILEY ARCHITECT AND WERE CREATED, EVOLVED AND DEVELOPED FOR THE USE ON, AND IN CONNECTION WITH THE SPECIFIED PROJECT.
NONE OF SUCH IDEAS, DESIGNS, ARRANGEMENTS OR PLANS SHALL BE USED BY OR DISCLOSED TO ANY PERSON, FIRM OR CORPORATION FOR ANY PURPOSE WHATSOEVER WITHOUT THE WRITTEN PERMISSION OF RONNETTE RILEY ARCHITECT.

© Copyright Ronnette Riley *Architect* 2021

Ronnette Riley *Architect*

494 Eighth Avenue, 15th Floor
New York, NY 10001
T 212 594 4015
F 212 594 2868
www.ronnetteriley.com

MEP Engineer:

Loring Consulting Engineers, Inc.
360 West 31st Street, 14th Floor
New York, NY 10001-2727
T 212-563 7400
www.loringengineers.com
New York City .Washington, DC . Princeton . Durham . Toronto

Structural Engineer:

Silman
32 Old Slip, 10th Floor
New York, NY 10005
T 212-620 7970
www.Silman.com

Rev	Date	Issue
	11 JUN 2021	Issue for SD Review
	22 OCT 2021	DD Review
	23 NOV 2021	DD Submission
	4 MAR 2022	Issue for Final DD
	6 DEC 2022	CD Review
	23 MAR 2023	CD FINAL

Title

REFLECTED CEILING PLANS 7TH, 11TH FLRS

Date	06-11-2021
Project No.	4107
Drawing By	KGS,CQ
CHK By	BL,YM
Scale	AS NOTED

DOB Rev

A804 .00

_ of _

DOB SCAN

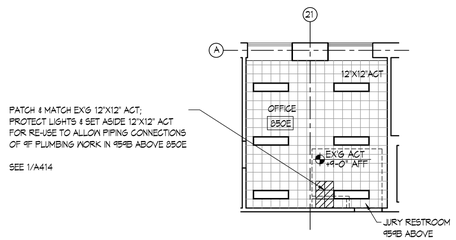

PATCH & MATCH EXG 12'X12' ACT;
PROTECT LIGHTS & SET ASIDE 12'X12' ACT
FOR RE-USE TO ALLOW PIPING CONNECTIONS
OF 8F PLUMBING WORK IN 854B ABOVE 850E

SEE 1/A414

12 8TH FLR CONSTR. RCP - OFFICE 850E
1/8"=1'-0"

PATCH & MATCH EXG 12'X12' ACT & GWB;
PROTECT LIGHTS & SET ASIDE 12'X12' ACT & GWB
FOR RE-USE TO ALLOW PIPING CONNECTIONS
& CAPPING TO STACK #3 OF 8F PLUMBING WORK
IN 817B & 826B / 827B & 827F ABOVE

SEE 1/A413

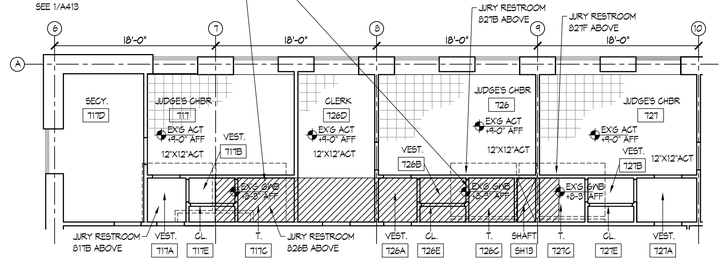

11 7TH FLR CONSTR. RCP - JUDGE'S CHBR 717, 726, 727 & SECY 717D & CLERK 726D
1/8"=1'-0"

PATCH & MATCH EXG 12'X12' ACT;
PROTECT LIGHTS & SET ASIDE 12'X12' ACT
FOR RE-USE TO ALLOW PIPING CONNECTIONS
& CAPPING TO STACK #4 OF 7F PLUMBING WORK
IN 736B & 737B / 742B & 743B / 744B ABOVE

SEE 5/A411

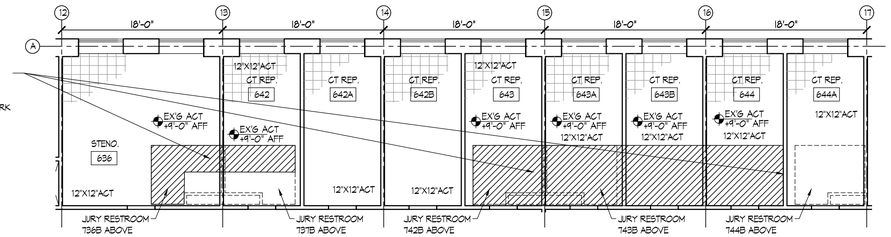

10 6TH FLR CONSTR. RCP - STENO 636 & CT REP. 642, 643, 643A, 643B, 644, 644A
1/8"=1'-0"

PATCH & MATCH EXG 12'X12' ACT;
PROTECT LIGHTS & SET ASIDE 12'X12' ACT
FOR RE-USE TO ALLOW PIPING CONNECTIONS
OF 7F PLUMBING WORK IN 551B & 557B / 558B ABOVE

SEE 1/A409

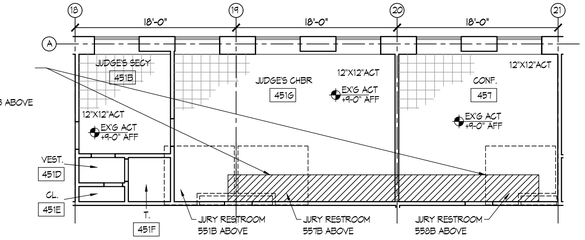

9 4TH FLR CONSTR. RCP - SECY 451B & JUDGE'S CHBR 451G & CONF 457
1/8"=1'-0"

PATCH & MATCH EXG 12'X12' ACT;
PROTECT LIGHTS & SET ASIDE 12'X12' ACT
FOR RE-USE TO ALLOW PIPING CONNECTIONS
OF 7F PLUMBING WORK IN 536B / 543B & 544B ABOVE

SEE 1/A409

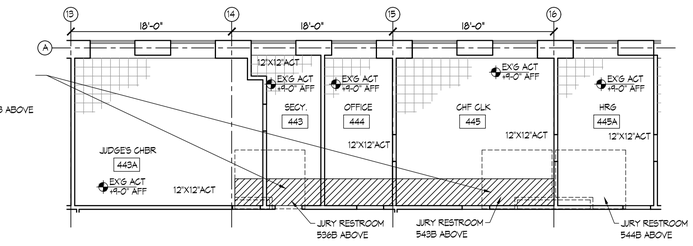

8 4TH FLR CONSTR. RCP - JUDGE'S CHBR 443A & SECY 443 & OFFICE 444 & CHF CLK 445 & HRG 445A
1/8"=1'-0"

PATCH & MATCH EXG 12'X12' ACT & GWB;
PROTECT LTS & SET ASIDE ACT FOR RE-USE
TO ALLOW PIPING CONNECTIONS & CAPPING
TO STACK #3 OF 4F PLUMB WORK
IN 411B & 417C / 421B / 427C & 435B ABOVE

SEE 1/A407

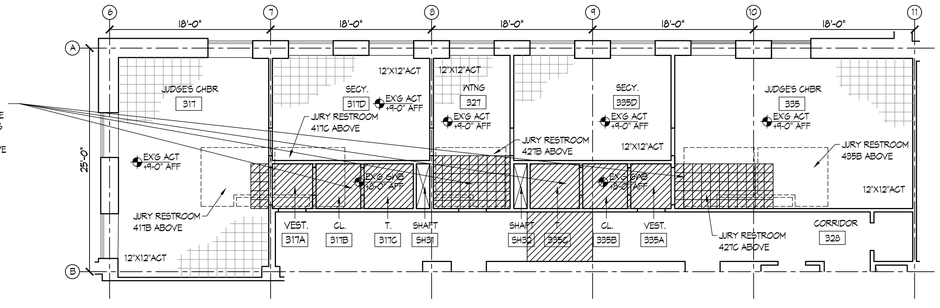

7 3RD FLR CONSTR. RCP - JUDGE'S CHBR 317, 335 & SECY 317D, 335D & WAITING 321
1/8"=1'-0"

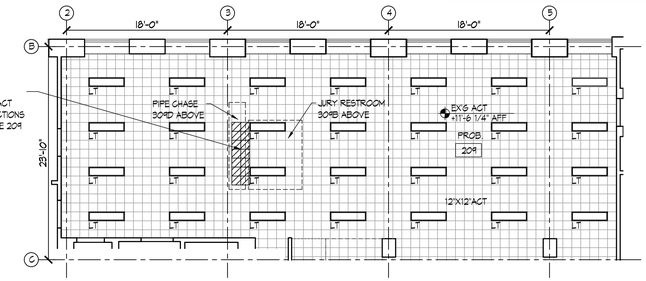

PATCH & MATCH EXG 12'X12' ACT;
PROTECT LIGHTS & SET ASIDE 12'X12' ACT
FOR RE-USE TO ALLOW PIPING CONNECTIONS
OF 3F PLUMBING WORK IN 304B ABOVE 209

SEE 1/A405

5 2ND FLR CONSTR. RCP - PROB 209
1/8"=1'-0"

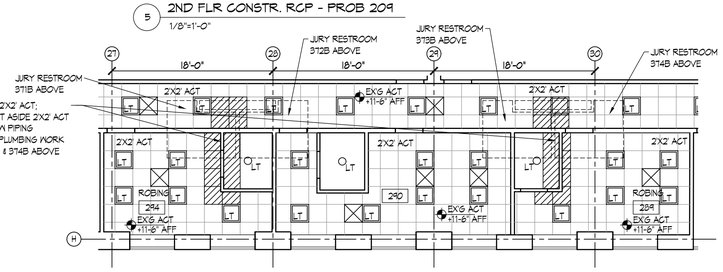

PATCH & MATCH EXG 2X2' ACT;
PROTECT LIGHTS & SET ASIDE 2X2' ACT
FOR RE-USE TO ALLOW PIPING
CONNECTIONS OF 3F PLUMBING WORK
IN 371B & 372B / 373B & 374B ABOVE

SEE 4/A405

4 2ND FLR CONSTR. RCP - ROBING 289, 290, 294 & CORRIDOR
1/8"=1'-0"

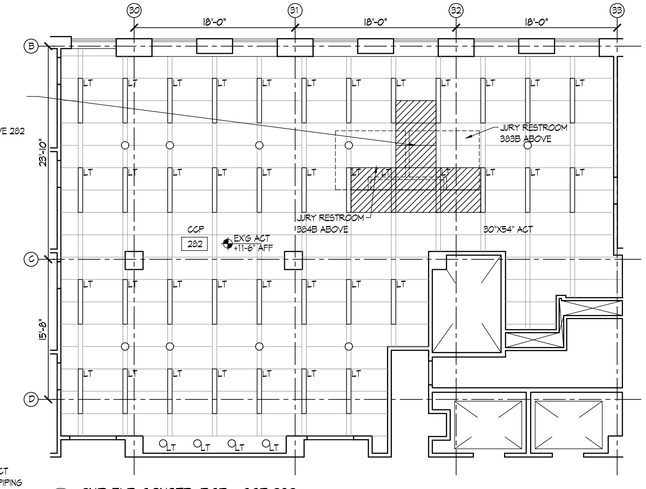

PATCH & MATCH EXG 30"X54" ACT;
PROTECT LIGHTS & SET ASIDE ACT
FOR RE-USE TO ALLOW PIPING CONNECTIONS
OF 3F PLUMBING WORK IN 383B & 384B ABOVE 282

SEE 6/A405

3 2ND FLR CONSTR. RCP - CCP 282
1/8"=1'-0"

PATCH & MATCH WALL;
PROTECT 4 SET ASIDE ACT
FOR RE-USE TO ALLOW PIPING
CONNECTIONS OF 3F PLUMBING
WORK IN 388B ABOVE 277

SEE 2/A405

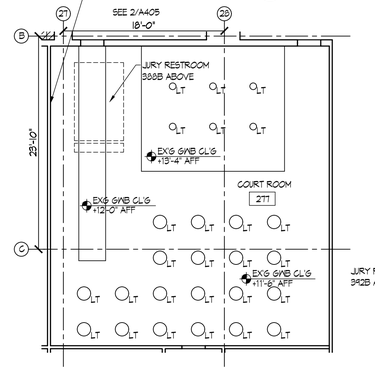

2 2ND FLR CONSTR. RCP - COURT ROOM 277
1/8"=1'-0"

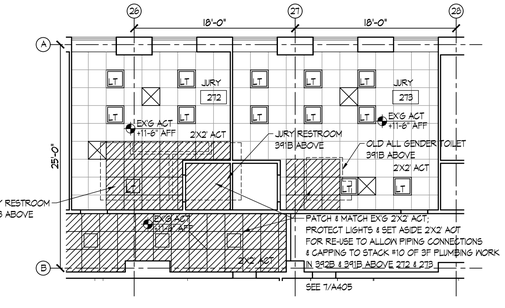

PATCH & MATCH EXG 2X2' ACT;
PROTECT LIGHTS & SET ASIDE 2X2 ACT
FOR RE-USE TO ALLOW PIPING CONNECTIONS
& CAPPING TO STACK #10 OF 3F PLUMBING WORK
IN 342B & 341B ABOVE 272 & 273

SEE 1/A405

1 2ND FLR CONSTR. RCP - JURY 272, 273 & CORRIDOR
1/8"=1'-0"

LEGEND
AREA TO BE RESTORED
SPACE ABOVE

KINGS COUNTY SUPREME COURT BUILDING ACCESSIBILITY RENOVATIONS

360 Adams Street
Brooklyn NY 11201

Conditions

ALL IDEAS, DESIGNS, ARRANGEMENTS AND PLANS INDICATED OR REPRESENTED BY THIS DRAWING ARE OWNED BY, AND THE PROPERTY OF RONNETTE RILEY ARCHITECT AND WERE CREATED, EVOLVED AND DEVELOPED FOR THE USE ON, AND IN CONNECTION WITH THE SPECIFIED PROJECT.
NONE OF SUCH IDEAS, DESIGNS, ARRANGEMENTS OR PLANS SHALL BE USED BY OR DISCLOSED TO ANY PERSON, FIRM OR CORPORATION FOR ANY PURPOSE WHATSOEVER WITHOUT THE WRITTEN PERMISSION OF RONNETTE RILEY ARCHITECT.

© Copyright Ronnette Riley *Architect* 2021

Ronnette Riley *Architect*

494 Eighth Avenue, 15th Floor
New York, NY 10001
T 212 594 4015
F 212 594 2868
www.ronnetteriley.com

MEP Engineer:

Loring Consulting Engineers, Inc.
360 West 31st Street, 14th Floor
New York, NY 10001-2727
T 212-563 7400
www.loringengineers.com
New York City . Washington, DC . Princeton . Durham . Toronto

Structural Engineer:

Silman
32 Old Slip, 10th Floor
New York, NY 10005
T 212-620 7970
www.Silman.com

Rev	Date	Issue
	11 JUN 2021	Issue for SD Review
	22 OCT 2021	DD Review
	23 NOV 2021	DD Submission
	4 MAR 2022	Issue for Final DD
	6 DEC 2022	CD Review
	23 MAR 2023	CD FINAL

Title

2, 3, 4, 6, 7, 8TH FL RCP (Spaces below New Work)

Date	06-11-2021
Project No.	4107
Drawing By	CQ, SLJ
CHK By	BTL, YM
Scale	AS NOTED

DOB Rev
A805 .00
_of__

DOB SCAN

F:\2021 Jobs\4107 DCAS 360 Adams SD-CA\05 Drawings\RSRA Set\Plans\4107_Jury Restrooms.dwg 03/30/23 - 11:11am CQ

LEGEND

AREA TO BE RESTORED

SPACE ABOVE

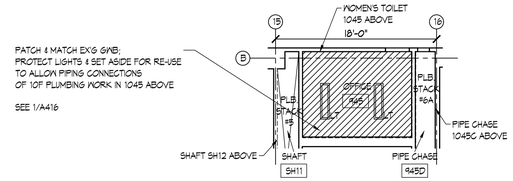

6 9TH FLR CONSTR. RCP - OFFICE 945
1/8"=1'-0"

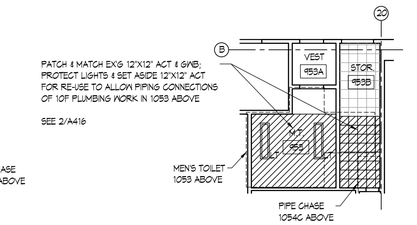

5 9TH FLR CONSTR. RCP - MEN'S TOILET 953 & STORAGE 953B
1/8"=1'-0"

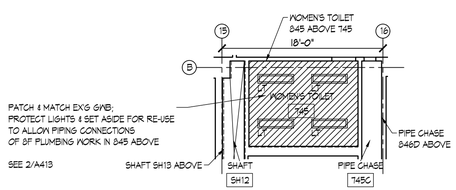

4 7TH FLR CONSTR. RCP - WOMEN'S TOILET 745
1/8"=1'-0"

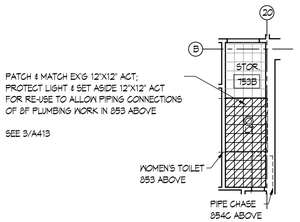

3 7TH FLR CONSTR. RCP - STORAGE 753B
1/8"=1'-0"

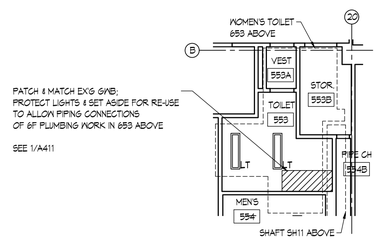

2 5TH FLR CONSTR. RCP - TOILET 553
1/8"=1'-0"

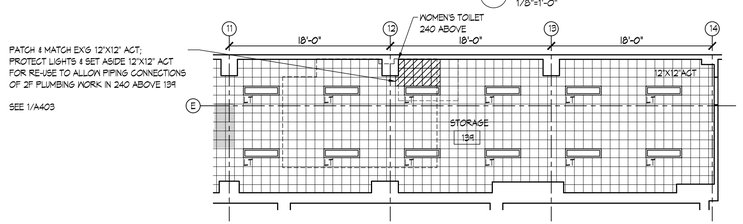

1 1ST FLR CONSTR. RCP - STORAGE 139
1/8"=1'-0"

KINGS COUNTY SUPREME COURT BUILDING ACCESSIBILITY RENOVATIONS

360 Adams Street
Brooklyn NY 11201

Conditions

ALL IDEAS, DESIGN, ARRANGEMENTS AND PLANS INDICATED OR REPRESENTED BY THIS DRAWING ARE OWNED BY, AND THE PROPERTY OF RONNETTE RILEY ARCHITECT AND WERE CREATED, EVOLVED AND DEVELOPED FOR THE USE ON, AND IN CONNECTION WITH THE SPECIFIED PROJECT.
NONE OF SUCH IDEAS, DESIGNS, ARRANGEMENTS OR PLANS SHALL BE USED BY OR DISCLOSED TO ANY PERSON, FIRM OR CORPORATION FOR ANY PURPOSE WHATSOEVER WITHOUT THE WRITTEN PERMISSION OF RONNETTE RILEY ARCHITECT.

© Copyright Ronnette Riley *Architect* 2021

Ronnette Riley *Architect*

494 Eighth Avenue, 15th Floor
New York, NY 10001
T 212 594 4015
F 212 594 2868
www.ronnetteriley.com

MEP Engineer:

Loring Consulting Engineers, Inc.
360 West 31st Street, 14th Floor
New York, NY 10001-2727
T 212-563 7400
www.loringengineers.com
New York City .Washington, DC . Princeton . Durham . Toronto

Structural Engineer:

Silman
32 Old Slip, 10th Floor
New York, NY 10005
T 212-620 7970
www.Silman.com

Rev	Date	Issue
	11 JUN 2021	Issue for SD Review
	22 OCT 2021	DD Review
	23 NOV 2021	DD Submission
	4 MAR 2022	Issue for Final DD
	6 DEC 2022	CD Review
	23 MAR 2023	CD FINAL

Title

1, 5, 7, 9TH FL RCP
(Spaces Below New Work)

Date	06-11-2021
Project No.	4107
Drawing By	CQ,SLJ
CHK By	BTL,YM
Scale	AS NOTED

A806 .00 (DOB Rev)

_ of __

DOB SCAN

GENERAL NOTES

1. ALL STRUCTURAL WORK SHALL BE COORDINATED WITH ARCHITECTURAL AND MECHANICAL DRAWINGS AND SHALL CONFORM TO THE PROJECT SPECIFICATIONS, INCLUDING THE 2014 NYC BUILDING CODE. ALL GOVERNING STANDARDS LISTED IN THESE NOTES SHALL BE THE EDITION REFERENCED IN THIS GOVERNING CODE.

2. CONTRACTOR SHALL PROVIDE TEMPORARY SHORING, BRACING AND SHEETING AND SHALL MAKE SAFE ALL FLOORS, ROOFS, WALLS AND ADJACENT PROPERTY AS PROJECT CONDITIONS REQUIRE. SHORING AND SHEETING SHALL BE DESIGNED BY A REGISTERED PROFESSIONAL ENGINEER LICENSED IN THE PROJECT JURISDICTION, HIRED BY THE CONTRACTOR, WHO SHALL SUBMIT SHOP DRAWINGS AND CALCULATIONS FOR THE OWNER'S REVIEW.

3. DIMENSIONS AND ELEVATIONS OF EXISTING CONSTRUCTION GIVEN IN STRUCTURAL DRAWINGS ARE BASED ON INFORMATION CONTAINED IN VARIOUS ORIGINAL DESIGN AND CONSTRUCTION DOCUMENTS PROVIDED BY THE OWNER, AND LIMITED FIELD OBSERVATIONS AND MEASUREMENTS. THE CONTRACTOR SHALL VERIFY ALL INFORMATION PERTAINING TO EXISTING CONDITIONS BY ACTUAL MEASUREMENT AND OBSERVATION AT THE SITE. ALL DISCREPANCIES BETWEEN ACTUAL CONDITIONS AND THOSE SHOWN IN THE CONTRACT DOCUMENTS SHALL BE REPORTED TO THE ENGINEER OF RECORD FOR EVALUATION BEFORE THE AFFECTED CONSTRUCTION IS PUT IN PLACE.

4. THE CONTRACT DRAWINGS AND SPECIFICATIONS ARE COMPLEMENTARY. THESE NOTES HIGHLIGHT RATHER THAN REPLACE THE SPECIFICATIONS CONTAINED IN THE PROJECT MANUAL. CONTRACTOR SHALL NOTIFY THE ARCHITECT AND ENGINEER OF ANY CONFLICTS FOR GUIDANCE.

CONCRETE

1. ALL CONCRETE WORK SHALL CONFORM TO THE FOLLOWING GOVERNING STANDARDS.
   - A. AMERICAN CONCRETE INSTITUTE (ACI) "BUILDING CODE REQUIREMENTS FOR STRUCTURAL CONCRETE" (ACI 318).
   - B. ACI "MANUAL OF CONCRETE PRACTICE" LATEST EDITION
   - C. CONCRETE REINFORCING STEEL INSTITUTE (CRSI) "MANUAL OF STANDARD PRACTICE".

2. ALL CONCRETE COMPOSITE ON METAL DECK SHALL BE LIGHT WEIGHT CONCRETE WITH A MINIMUM COMPRESSIVE STRENGTH OF 4,000 PSI AT 28 DAYS, UNLESS OTHERWISE NOTED.

3. REINFORCING STEEL SHALL BE DEFORMED BARS CONFORMING TO ASTM A615, GRADE 60 OR A775 EPOXY COATED WHEN CALLED OUT ON PLAN. REINFORCING STEEL SHALL BE DETAILED ACCORDING TO THE ACI "DETAILS AND DETAILING OF REINFORCEMENT", (ACI 315).

4. WELDED WIRE REINFORCEMENT (WWR) SHALL CONFORM TO ASTM A1064, WITH A MINIMUM YIELD STRENGTH OF 65,000 PSI.

5. REINFORCING STEEL TO BE WELDED TO CONFORM TO ASTM A706 GRADE 60.

6. COORDINATE SIZE AND LOCATION OF ALL OPENINGS AND PIPE SLEEVES WITH ALL OTHER DISCIPLINES. MINIMUM CONCRETE BETWEEN SLEEVES SHALL BE 6".

7. ALL GROUT SHALL BE NONSHRINK WITH A MINIMUM COMPRESSIVE STRENGTH OF 5000 PSI.

8. MINIMUM CONCRETE COVER FOR REINFORCING STEEL IN CAST-IN-PLACE NON-PRESTRESSED MEMBERS SHALL BE AS FOLLOWS:
   - A. ALL CONCRETE CAST AGAINST AND PERMANENTLY IN CONTACT WITH GROUND: 3"
   - B. ALL CONCRETE EXPOSED TO WEATHER OR IN CONTACT WITH GROUND:
     - a. 2" (#6 THROUGH #18 BARS)
     - b. 1½" (#5 BAR, W31 OR D31 WIRE, AND SMALLER)
   - C. NOT EXPOSED TO WEATHER OR IN CONTACT WITH GROUND:
     - a. SLABS, JOISTS, AND WALLS:
       - 1½" (#14 THROUGH #18 BARS)
       - ¾" (#11 BAR AND SMALLER)
     - b. BEAMS, COLUMNS, PEDESTALS, AND TENSION TIES (STIRRUPS, TIES, SPIRALS, HOOPS, AND PRIMARY REINFORCEMENT): 1½"

9. SHOP DRAWINGS SHALL BE SUBMITTED TO THE STRUCTURAL ENGINEER FOR REVIEW AND APPROVAL. NO CONCRETE WORK SHALL COMMENCE WITHOUT APPROVED SHOP DRAWINGS.

10. WELDED WIRE REINFORCEMENT IN COMPOSITE CONSTRUCTION SHALL HAVE TENSION SPLICES AND BE ANCHORED AT DISCONTINUOUS EDGES.

STRUCTURAL STEEL

1. ALL STRUCTURAL STEEL WORK SHALL CONFORM TO THE FOLLOWING GOVERNING STANDARDS:
   - A. AISC 360 "SPECIFICATION FOR STRUCTURAL STEEL BUILDINGS".
   - B. AISC 303 "CODE OF STANDARD PRACTICE FOR STEEL BUILDINGS AND BRIDGES".
   - C. AMERICAN WELDING SOCIETY (AWS D1.1) "STRUCTURAL WELDING CODE – STEEL".
   - D. RESEARCH COUNCIL ON STRUCTURAL CONNECTIONS (RCSC) "SPECIFICATION FOR STRUCTURAL JOINTS USING HIGH-STRENGTH BOLTS".

2. ALL STRUCTURAL STEEL SHALL CONFORM TO THE FOLLOWING ASTM SPECIFICATIONS:
   - A. WIDE FLANGE BEAMS, COLUMNS AND STRUCTURAL TEES: ASTM A992.
   - B. HOLLOW STRUCTURAL SECTIONS: ASTM A500, GRADE C.
   - C. STRUCTURAL PIPE SECTIONS: ASTM A53, GRADE B.
   - D. CHANNELS, ANGLES AND PLATES: ASTM A36 UNLESS OTHERWISE NOTED.
   - E. STRUCTURAL STEEL PLATE SHALL BE ASTM A572 GRADE 50 HAVING A MINIMUM YIELD POINT OF 50,000 PSI, EXCEPT WHERE THICKNESSES EXCEED 4" USE A572 GRADE 42 HAVING A MINIMUM YIELD POINT OF 42,000 PSI.
   - F. BOLTED CONNECTIONS SHALL BE PER ASTM F3125. GRADES ARE TO BE SELECTED AS FOLLOWS:
     - a. STANDARD BEAM TO BEAM/GIRDER: ASTM F3125, GRADES A325, F1852, A490 OR F2280 BOLTS IN SNUG-TIGHTENED JOINTS (⅞" DIAMETER MINIMUM WITH HARDENED WASHERS).
     - b. BEAM/GIRDER TO COLUMN CONNECTIONS, COLUMN SPLICES AND BOLTS EXPERIENCING TENSION LOADS (UNLESS OVERSIZED OR SLOTTED HOLES ARE USED, IN WHICH CASE SLIP-CRITICAL JOINTS SHALL BE USED): ASTM F3125, GRADES A325, F1852, A490 OR F2280 BOLTS IN PRETENSIONED JOINTS (¾" DIAMETER MINIMUM WITH HARDENED WASHERS).
     - c. MOMENT CONNECTIONS AND BRACED FRAME CONNECTIONS: ASTM F3125, GRADES A325, F1852, A490 OR F2280 BOLTS IN SLIP CRITICAL JOINTS (⅞" DIAMETER MINIMUM WITH HARDENED WASHERS). FAYING SURFACES SHALL BE CLASS A UNLESS OTHERWISE NOTED.
     - d. PER AISC 341, ALL BOLTS SHALL BE INSTALLED AS PRETENSIONED HIGH STRENGTH BOLTS AND MEET THE REQUIREMENTS FOR SURFACE PREPARATION FOR SLIP CRITICAL CONNECTIONS WITH CLASS A SLIP COEFFICIENT OR HIGHER. THE AVAILABLE SHEAR STRENGTH OF BOLTED JOINTS USING STANDARD HOLES SHALL BE CALCULATED AS THAT FOR BEARING TYPE JOINTS.

3. STEEL CONNECTION SHALL BE STANDARD AISC FRAMED BEAM CONNECTIONS, AND SHALL BE SELECTED OR COMPLETED BY AN EXPERIENCED STEEL DETAILER, UTILIZING ASD LOADS AND PROCEDURES.

   A. UNLESS OTHERWISE NOTED ON PLAN, PROVIDE CONNECTIONS BASED ON MINIMUM SHEAR CAPACITY REQUIREMENTS IN THE FOLLOWING TABLE

   B. REINFORCING IS TO BE PROVIDED AT CONNECTIONS WHERE CUTS REDUCE THE SHEAR OR MOMENT CAPACITY BELOW THAT REQUIRED TO SUSTAIN THE REACTION. FLANGES AND WEBS ARE TO BE REINFORCED WHERE THE LOCAL CAPACITY TO SUSTAIN CONNECTION LOADS ARE INADEQUATE. CUTS OR COPES MAY PREVENT MINIMUM NUMBER OF BOLT ROWS SHOWN ABOVE FROM BEING ACHIEVED, WHICH IS ACCEPTABLE PENDING WRITTEN APPROVAL AND CONFIRMATION THAT MINIMUM SHEAR CAPACITY HAS BEEN MET.

   C. CONNECTIONS SHALL BE DESIGNED FOR SHEAR AND ECCENTRICITY, CONSIDERING THAT THE CONNECTIONS ARE AN EXTENSION OF THE BEAMS AND GIRDERS.

MINIMUM SHEAR CAPACITY REQUIREMENTS			
NOMINAL BEAM DEPTH	MIN. SHEAR CAPACITY ASD (kips)	MIN. SHEAR CAPACITY LRFD (kips)	MIN. NUMBER OF BOLT ROWS
8", 10"	16	24	2
12", 14"	28	42	3
16"	40	62	3
18"	52	78	4
21"	58	88	4
24"	60	90	5
27"	72	108	6
30"	84	126	7
33"	94	142	7
36"	102	155	8
40"+	110	165	9

4. MINIMUM WELD SIZE IS ¼" FILLET UNLESS NOTED OTHERWISE.

5. ALL BEAMS EXCEPT CANTILEVER BEAMS SHALL BE FABRICATED AND INSTALLED WITH NATURAL CAMBER UP. CANTILEVER BEAMS SHALL BE FABRICATED AND INSTALLED SO THAT NATURAL CAMBER RAISES CANTILEVER END.

6. FIELD CUTTING OR BURNING OF STEEL IS PROHIBITED EXCEPT WITH THE EXPRESSED WRITTEN APPROVAL OF THE STRUCTURAL ENGINEER OF RECORD (IN WHICH CASE ALL BURNING OF STEEL MUST CONFORM TO THE THERMAL CUTTING REQUIREMENTS OF AISC AND AWS).

7. WELDING SHALL BE PERFORMED BY CERTIFIED, AWS-QUALIFIED WELDERS. WELDING ELECTRODES FOR CARBON STEEL SHALL BE AWS 5.1, CLASS E70XX. FOR ASTM A572 GRADE 50 KSI PLATE USE ELECTRODE E7018 OR APPROVED EQUAL (OR ELECTRODES THAT MEET THE REQUIREMENT OF___). WELDING ELECTRODES FOR ASTM A276 STAINLESS STEEL, TYPE 304, SHALL CONFORM TO AWS A5.4 FOR SHIELDED METAL ARC WELDING, ELECTRODE CLASS E308; OR AWS A5.9 FOR GAS METAL ARC WELDING, ELECTRODE CLASS ER308. WELDING ELECTRODES FOR ASTM A276 TYPE 316L STAINLESS STEEL SHALL CONFORM TO AWS A5.4 FOR SHIELDED METAL ARC WELDING, ELECTRODE CLASS E316; OR AWS A5.9 FOR GAS METAL ARC WELDING, ELECTRODE CLASS ER316. WELDING ELECTRODES FOR JOINING STAINLESS STEEL TO CARBON STEEL SHALL CONFORM TO ELECTRODE CLASS E309/ER309.

8. SHOP PAINT EXPOSED STEEL MEMBERS, STEEL MEMBERS NOT ENCASED IN CONCRETE OR SPRAY FIREPROOFED, AND ALL STEEL MEMBERS AT THE EXTERIOR WALL WITH TNEMEC V10-99 OR APPROVED EQUAL (EXCEPT FOR MEMBERS TO BE HOT-DIP GALVANIZED).

9. SHOP AND ERECTION DRAWINGS SHALL BE SUBMITTED TO THE STRUCTURAL ENGINEER FOR REVIEW AND APPROVAL. NO FABRICATION OF STEEL SHALL COMMENCE WITHOUT APPROVED SHOP DRAWINGS.

10. PROVIDE MECHANICALLY GALVANIZED BOLTS FOR EXTERIOR APPLICATIONS.

11. ALL STEEL CONNECTIONS MUST MEET THE REQUIREMENTS OF SECTION 2212 OF THE NYC BUILDING CODE.

STEEL DECK

1. STEEL DECKING WORK SHALL CONFORM TO THE AISI "NORTH AMERICAN SPECIFICATION FOR THE DESIGN OF COLD-FORMED STEEL STRUCTURAL MEMBERS".

2. STEEL DECKING UNITS AND ACCESSORY ITEMS SHALL BE FORMED FROM STEEL SHEETS CONFORMING TO ASTM A1008 OR A653 WITH A MINIMUM YIELD STRENGTH OF 50,000 PSI (33,000 PSI FOR STEEL ROOF DECKING UNITS). SEE DECK SCHEDULE FOR MORE INFORMATION. BEFORE FORMING, THE STEEL SHEET SHALL RECEIVE A HOT DIP GALVANIZED COATING CONFORMING TO ASTM A653, GRADE 90.

3. STEEL DECKING SHALL BE SHORED AS REQUIRED BY PLANS OR BY SPAN AND LOAD CONDITIONS TO SUPPORT WET WEIGHT OF CONCRETE AND ALL CONSTRUCTION LOADS.

4. THE SIDE LAPS OF ADJACENT UNITS SHALL BE FASTENED BY APPROVED METHOD (TO BE SHOWN ON SHOP DRAWINGS) BETWEEN SUPPORTS, AT INTERVALS TO PROVIDE SUFFICIENT DIAPHRAGM STRENGTH TO MAINTAIN BUILDING ALIGNMENT AND TO SUSTAIN LOCAL CONSTRUCTION LOADS WITHOUT DISTORTION OR SEPARATION, MAXIMUM SPACING SHALL BE 3'-0" (2'-0" FOR NYC) BETWEEN SUPPORT BEAMS. END LAPS OF SHEETS SHALL BE A MINIMUM OF 2 INCHES.

5. EXCEPT AS OTHERWISE NOTED, DECK SHALL BE ATTACHED TO STRUCTURAL STEEL BY 3/4" FUSION WELDS @12"O.C. AT END AND INTERIOR SUPPORTS PERPENDICULAR TO THE DECK SPAN AND AT EDGE AND INTERIOR SUPPORTS PARALLEL TO THE DECK SPAN. WELDS MAY BE OMITTED IN RIBS IN WHICH SHEAR CONNECTORS ARE TO BE APPLIED, AS LONG AS MAX SPACING BETWEEN ATTACHMENTS DOES NOT EXCEED 18" ON CENTER, AND SUCH THAT EACH DECK SECTION SHALL HAVE SUFFICIENT WELDS TO ADEQUATELY SECURE THE DECK, BRING THE DECK INTO DIRECT CONTACT WITH THE SUPPORTING STEEL AND TO PROVIDE SUFFICIENT DIAPHRAGM STRENGTH TO MAINTAIN BUILDING ALIGNMENT.

6. AS AN ALTERNATE TO PUDDLE WELDS FOR STEEL DECK ATTACHMENT TO STRUCTURAL STEEL, HILTI X-HSN-24 OR X-ENP-19 POWDER ACTUATED FASTENERS, OR AN APPROVED EQUAL, WITH EQUIVALENT OR GREATER CAPACITY TO THE SPECIFIED ATTACHMENT MAY BE USED. PRIOR TO INSTALLATION THE CONTRACTOR SHALL SUBMIT ALTERNATE FASTENING PATTERN TO THE ENGINEER OF RECORD FOR REVIEW AND APPROVAL. SUBMITTAL SHALL INCLUDE PROPOSED ALTERNATE PATTERN AND ANY CALCULATIONS OR SUPPORTING MANUFACTURER DATA NEEDED TO DEMONSTRATE THAT THE PATTER MEETS OR EXCEEDS THE CAPACITY OF THE SPECIFIED ATTACHMENT.

7. POWDER ACTUATED FASTENERS SHALL BE INSTALLED IN ACCORDANCE WITH MANUFACTURER'S RECOMMENDATIONS. CONTRACTOR SHALL BE CERTIFIED AND TRAINED BY THE MANUFACTURER'S REPRESENTATIVE ON PROPER USE PRIOR TO INSTALLATION.

8. PRIOR TO FABRICATION, THE CONTRACTOR SHALL SUBMIT SHOP DRAWINGS FOR THE STEEL DECKING, SHOWING DECK GAUGE, SIZE AND LAYOUT AS WELL AS CLOSURE CONDITIONS, WELDS TO SUPPORTS AND SIDE LAP DETAILS.

9. ALL REINFORCED OPENINGS IN STEEL DECK SHALL BE INSTALLED BY STEEL DECK SUBCONTRACTOR. STEEL DECK SUBCONTRACTOR TO PROVIDE REINFORCING AS PER TYPICAL DETAILS.

10. AT STEEL DECK WITHOUT CONCRETE FILL THE FOLLOWING MAY BE ATTACHED WITHOUT SPECIFIC APPROVAL OF THE STRUCTURAL ENGINEER: ACOUSTICAL TILE AND GYPSUM BOARD CEILING ONLY; NO PIPING, DUCTING OR CONDUIT. MAXIMUM CEILING WEIGHT – 3.5 PSF. MAXIMUM WIRE HANGER LOAD = 60#.

11. WHERE SUSPENSION OF HANGER WIRES ARE REQUIRED BY OTHERS, VERIFY AND COORDINATE LOCATIONS, PATTERNS, SPACING, ETC. WITH THE APPROPRIATE TRADE. DRILL OR PUNCH HOLES AT BOTTOM OF DECK FLUTES OF SUFFICIENT SIZE TO PASS SUPPORT WIRES. WIRE SUPPORTS SHALL BE LOOPED AND SECURED WITH A MINIMUM OF THREE (3) TIGHT TURNS AROUND A MINIMUM 1½"x12" LONG FURRING CHANNEL OR NO. 3x12" LONG REINFORCING BAR CENTERED ABOVE THE HOLE AND LAID IN THE DECK FLUTES.

SPECIAL INSPECTIONS

1. SPECIAL INSPECTIONS REQUIRED BY THE LOCAL JURISDICTION SHALL BE PERFORMED BY A TESTING AGENCY PROVIDED BY THE OWNER FOR THE FOLLOWING ITEMS:
   - A. STRUCTURAL STEEL – WELDING (BC 1704.3.1)
   - B. STRUCTURAL STEEL – DETAILS (BC 1704.3.2)
   - C. STRUCTURAL STEEL – HIGH STRENGTH BOLTING (BC 1704.3.3)
   - D. CONCRETE – CAST-IN-PLACE (BC 1704.4)
   - E. POST-INSTALLED ANCHORS (BB# 2014-018, 2014-019) (BC 1704.32)

THE TESTING AGENCY FOR THE INSPECTIONS SHALL FILE ALL APPROPRIATE FORMS WITH THE BUILDING DEPARTMENT.

THE WORK MEETS THE EXEMPTION CRITERIA OF BUILDINGS BULLETIN 2009-026, ITEM IV, AND I HEREBY ELECT TO WAIVE THE REQUIREMENT OF CONCRETE TESTING AND OF THE TR-2 AND/OR TR-3 FORM.

- THE TOTAL STRUCTURAL CONCRETE SPECIFIED FOR THE PROJECT IS LESS THAN 50 CUBIC YARDS;
- THE STRUCTURAL DESIGN OF THE CONCRETE BASED ON SPECIFIED COMPRESSIVE STRENGTH, f'c, NO GREATER THAN 2,500 POUNDS PER SQUARE IN (PSI), REGARDLESS OF THE COMPRESSIVE STRENGTH SPECIFIED IN THE CONSTRUCTION DOCUMENTS OR USED IN THE CONSTRUCTION;
- THE CONCRETE TO BE PLACED IS SPECIFIED TO HAVE A COMPRESSIVE STRENGTH OF AT LEAST 4,000 PSI.

STANDARD ABBREVIATIONS

ADD'L.	ADDITIONAL
ADJ.	ADJACENT
A/E	DESIGN TEAM OF RECORD
ALT.	ALTERNATE
ANCH.	ANCHOR
APPROX.	APPROXIMATE/APPROXIMATLEY
ARCH.	ARCHITECTURAL/ARCHITECT
B.O.	BOTTOM OF
BLDG.	BUILDING
BM.	BEAM
BOT.	BOTTOM
BRG.	BEARING
BSMT.	BASEMENT
CANT.	CANTILEVER
CFS.	COLD FORMED STEEL
C.I.P.	CAST IN PLACE
C.J.	CONTRACTION JOINT
CLG.	CEILING
CLR.	CLEAR
CMU	CONCRETE MASONRY UNIT
COL.	COLUMN
COMPS.	COMPOSITE
CONC.	CONCRETE
CONST.	CONSTRUCTION
CONT.	CONTINUOUS
COORD.	COORDINATE/COORDINATION
CONTR.	CONTRACTOR
COTR	CONTRACTING OFFICER'S TECHNICAL REP.
CTR.	CENTER
DBL.	DOUBLE
DEMO.	DEMOLITION/DEMOLISH
DTL.	DETAIL
DIA.	DIAMETER
DIAG.	DIAGONAL
DIM.	DIMENSION
D.L.	DEAD LOAD
DN.	DOWN
DWG(S).	DRAWING(S)
DWL.	DOWEL
EA.	EACH
E.O.	EDGE OF
E.F.	EACH FACE
EXIST.	EXISTING
EXP. JT.	EXPANSION JOINT
EL.	ELEVATION
ELEC.	ELECTRICAL
ELEV.	ELEVATOR
EMBED.	EMBEDMENT
ENGR.	ENGINEER
E.O.R.	ENGINEER OF RECORD
EQ.	EQUAL
EXP.	EXPANSION
EXT.	EXTERIOR
E.W.	EACH WAY
FDN.	FOUNDATION
FIN.	FINISH
FLR.	FLOOR
FRMG.	FRAMING
F.S.	FAR SIDE
FT.	FEET
FTG.	FOOTING
GA.	GAGE/GAUGE
GALV.	GALVANIZED
G.B.	GRADE BEAM
HDR.	HEADER
HGR.	HANGER
HORIZ.	HORIZONTAL
H.P.	HIGH POINT
HT.	HEIGHT
HVAC	HEATING, VENTILATION, & AIR CONDITIONING
I.D.	INSIDE DIAMETER
I.F.	INSIDE FACE
I.J.	ISOLATION JOINT
INFO.	INFORMATION
INT.	INTERIOR
JT.	JOINT
K	KIPS
LB.	POUND
L.L.	LIVE LOAD
LLBB	LONG LEGS BACK-TO-BACK
LLH	LONG LEG HORIZONTAL
LLV	LONG LEG VERTICAL
L.P.	LOW POINT
L.W.	LIGHTWEIGHT
MAS.	MASONRY
MAX.	MAXIMUM
MECH.	MECHANICAL
MEP	MECH., ELEC., PLUMBING, & FIRE PROTECTION
MFR.	MANUFACTURER
MIN.	MINIMUM
MISC.	MISCELLANEOUS
M.O.	MASONRY OPENING
MPII	MANUFACTURER'S PRINTED INSTALLATION INSTRUCTIONS
N.F.	NEAR FACE
N.I.C.	NOT IN CONTRACT
NO.	NUMBER
N.S.	NEAR SIDE
N.T.S.	NOT TO SCALE
N.W.	N.W. NORMAL WEIGHT
O.C.	ON CENTER
O.D.	OUTSIDE DIAMETER
O.F.	OUTSIDE FACE
OPNG.	OPENING
OPP.	OPPOSITE
PC.	PIECE
PED.	PEDESTAL
PERP.	PERPENDICULAR
PL.	PLATE
PLF	POUNDS PER LINEAR FOOT
PREFAB.	PREFABRICATED
PSF	POUNDS PER SQUARE FOOT
PSI	POUNDS PER SQUARE INCH
REINF.	REINFORCE(D), REINFORCEMENT
REQ'D.	REQUIRED
REV.	REVISION
SCHED.	SCHEDULE
SECT.	SECTION
SIM.	SIMILAR
SLBB	SHORT LEGS BACK-TO-BACK
S.O.G.	SLAB ON GRADE
SPEC	SPECIFICATION
SQ.	SQUARE
S.S.	STAINLESS STEEL
STD	STANDARD
STIFF.	STIFFENER
STL.	STEEL
S-W	SHORT WAY
SYM.	SYMMETRIC
T.O.	TOP OF
T & B	TOP & BOTTOM
TEMP.	TEMPORARY/TEMPERATURE
TYP.	TYPICAL
U.N.O.	UNLESS NOTED OTHERWISE
VERT.	VERTICAL
W/	WITH
W.P.	WORK POINT
W.W.R.	WELDED WIRE REINFORCEMENT
#	NUMBER/SIZE
℄	CENTERLINE
ø	DIAMETER
℄	PLATE/PROPERTY LINE

STANDARD ABBREVIATIONS FOR EXISTING STRUCTURES

C.I.	CAST IRON	T.C.	TERRACOTTA
(E) EXIST.	EXISTING MEMBER OR DIMENSION EXISTING	V.I.F.	VERIFY IN FIELD

STANDARD ABBREVIATIONS FOR WOOD STRUCTURES

ACT.	ACTUAL		
G-LAM	GLUELAMINATED LUMBER	P.T.	PRESERVATIVE TREATED
LSL	LAMINATED STRAND LUMBER	R.O.	ROUGH OPENING
LVL	LAMINATED VENEER LUMBER	SQ.	SQUARE
NOM.	NOMINAL	T & G	TONGUE AND GROOVE
PSL	PARALLEL STRAND LUMBER		

KINGS COUNTY SUPREME COURT BUILDING ACCESSIBILITY RENOVATIONS

360 Adams Street
Brooklyn NY 11201

Conditions

ALL IDEAS, DESIGNS, ARRANGEMENTS AND PLANS INDICATED OR REPRESENTED BY THIS DRAWING ARE OWNED BY, AND THE PROPERTY OF RONNETTE RILEY ARCHITECT AND WERE CREATED, EVOLVED AND DEVELOPED FOR THE USE ON, AND IN CONNECTION WITH THE SPECIFIED PROJECT.
NONE OF SUCH IDEAS, DESIGNS, ARRANGEMENTS OR PLANS SHALL BE USED BY OR DISCLOSED TO ANY PERSON, FIRM OR CORPORATION FOR ANY PURPOSE WHATSOEVER WITHOUT THE WRITTEN PERMISSION OF RONNETTE RILEY ARCHITECT.

© Copyright Ronnette Riley *Architect* 2021

Ronnette Riley *Architect*

494 Eighth Avenue, 15th Floor
New York, NY 10001
T 212 594 4015
F 212 594 2868
www.ronnetteriley.com

MEP Engineer:

Loring Consulting Engineers, Inc.
360 West 31st Street, 14th Floor
New York, NY 10001-2727
T 212-563 7400
www.loringengineers.com
New York City .Washington, DC . Princeton . Durham . Toronto

Structural Engineer:

Silman
32 Old Slip, 10th Floor
New York, NY 10005
T 212-620 7970
www.Silman.com

Rev	Date	Issue
	11 JUN 2021	Issue for SD Review
	22 OCT 2021	DD Review
	23 NOV 2021	Issue for DD 50%
	06 NOV 2022	CD Review

Title
GENERAL NOTES AND ABBREVIATIONS

Date	05-XX-2021
Project No.	4107
Drawing By	MJM
CHK By	JG
Scale	As Noted
	DOB Rev

DOB SCAN

S-001.00
X

Silman # 20072

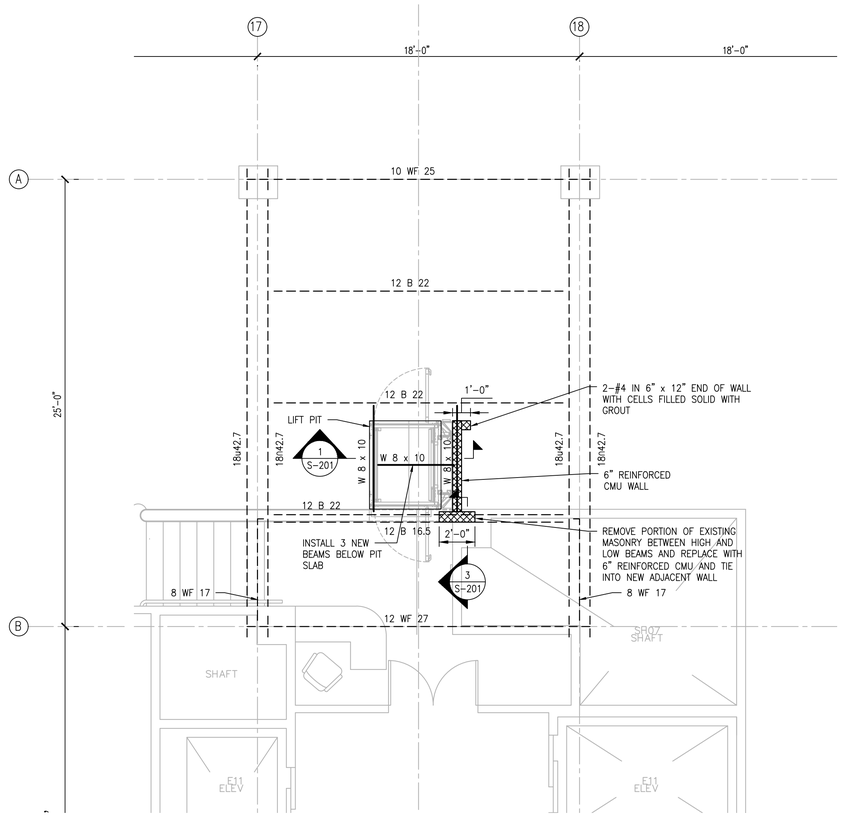

PART THIRD FLOOR FRAMING PLAN (NORTH)

SCALE: 1/4"=1'-0"

NORTH

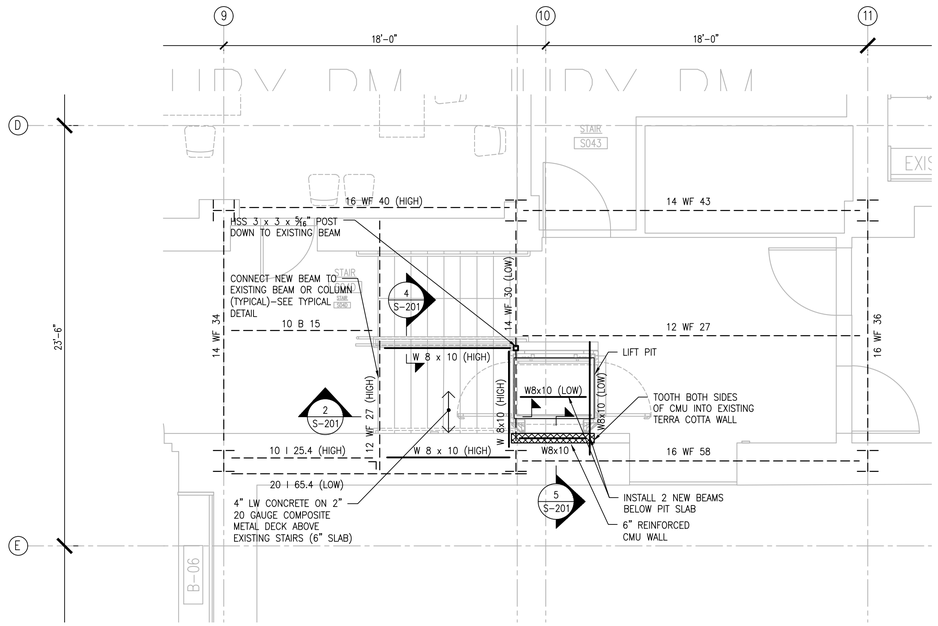

PART FOURTH FLOOR FRAMING PLAN (NORTH)

SCALE: 1/4"=1'-0"

NORTH

KINGS COUNTY SUPREME COURT BUILDING ACCESSIBILITY RENOVATIONS

360 Adams Street
Brooklyn NY 11201

Conditions

ALL IDEAS, DESIGN ARRANGEMENTS AND PLANS INDICATED OR REPRESENTED BY THIS DRAWING ARE OWNED BY, AND THE PROPERTY OF RONNETTE RILEY ARCHITECT AND WERE CREATED, EVOLVED AND DEVELOPED FOR THE USE ON, AND IN CONNECTION WITH THE SPECIFIED PROJECT.
NONE OF SUCH IDEAS, DESIGNS, ARRANGEMENTS OR PLANS SHALL BE USED BY OR DISCLOSED TO ANY PERSON, FIRM OR CORPORATION FOR ANY PURPOSE WHATSOEVER WITHOUT THE WRITTEN PERMISSION OF RONNETTE RILEY ARCHITECT.

© Copyright Ronnette Riley *Architect* 2021

Ronnette Riley *Architect*

494 Eighth Avenue, 15th Floor
New York, NY 10001
T 212 594 4015
F 212 594 2868
www.ronnetteriley.com

MEP Engineer:

Loring Consulting Engineers, Inc.
360 West 31st Street, 14th Floor
New York, NY 10001-2727
T 212-563 7400
www.loringengineers.com
New York City .Washington, DC . Princeton . Durham . Toronto

Structural Engineer:

Silman
32 Old Slip, 10th Floor
New York, NY 10005
T 212-620 7970
www.Silman.com

Rev	Date	Issue
	11 JUN 2021	Issue for SD Review
	22 OCT 2021	DD Review
	23 NOV 2021	Issue for DD 50%
	06 NOV 2022	CD Review

Title

PART THIRD & FOURTH FLOOR FRAMING PLANS

Date	05-XX-2021
Project No.	4107
Drawing By	MJM
CHK By	JG
Scale	As Noted

DOB Rev

DOB SCAN

S-101.00

X

Silman # 20072

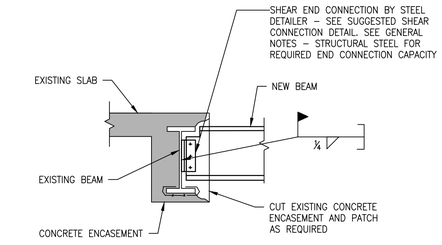

NOTE:
IF EXISTING CONNECTIONS INTERFERE WITH THIS DETAIL, CONTRACTOR SHALL SUBMIT ALTERNATE DETAIL FOR REVIEW.

TYPICAL DETAIL
CONNECTION OF NEW STEEL BEAM TO EXISTING STEEL BEAM

N.T.S.

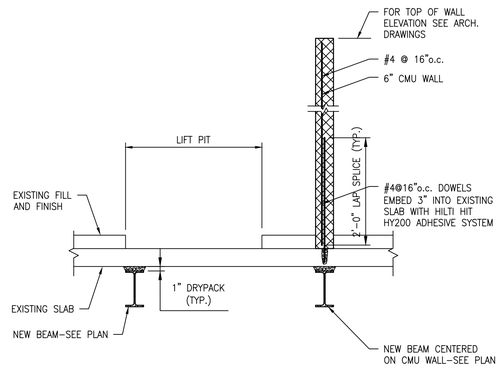

1 S-201 SECTION
SCALE: 3/4"=1'-0"

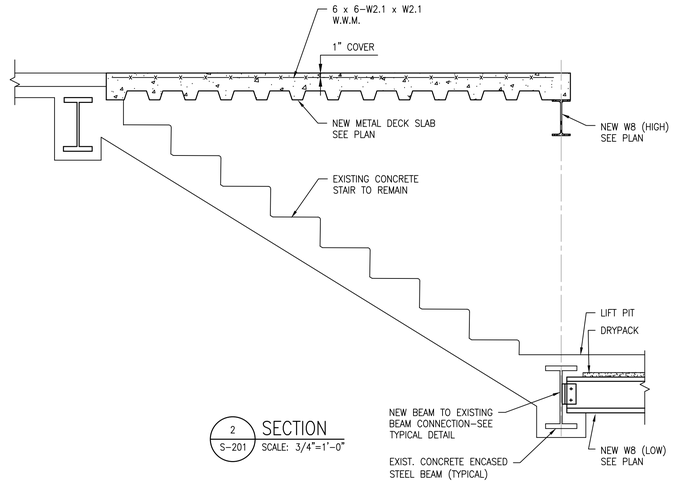

2 S-201 SECTION
SCALE: 3/4"=1'-0"

3 S-201 SECTION
SCALE: 3/4"=1'-0"

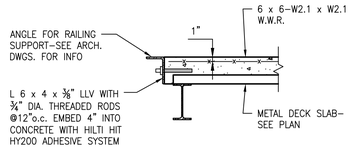

4 S-201 SECTION
SCALE: 3/4"=1'-0"

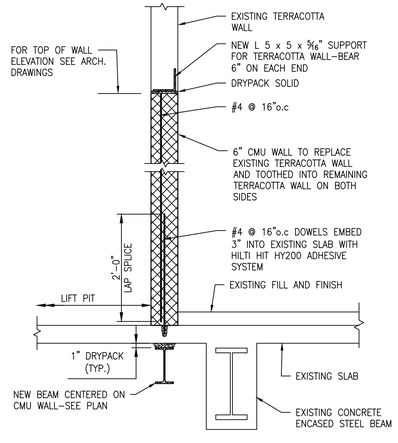

5 S-201 SECTION
SCALE: 3/4"=1'-0"

KINGS COUNTY SUPREME COURT BUILDING ACCESSIBILITY RENOVATIONS

360 Adams Street
Brooklyn NY 11201

Conditions

ALL IDEAS, DESIGNS, ARRANGEMENTS AND PLANS INDICATED OR REPRESENTED BY THIS DRAWING ARE OWNED BY, AND THE PROPERTY OF RONNETTE RILEY ARCHITECT AND WERE CREATED, EVOLVED AND DEVELOPED FOR THE USE ON, AND IN CONNECTION WITH THE SPECIFIED PROJECT.
NONE OF SUCH IDEAS, DESIGNS, ARRANGEMENTS OR PLANS SHALL BE USED BY OR DISCLOSED TO ANY PERSON, FIRM OR CORPORATION FOR ANY PURPOSE WHATSOEVER WITHOUT THE WRITTEN PERMISSION OF RONNETTE RILEY ARCHITECT.

© Copyright Ronnette Riley *Architect* 2021

Ronnette Riley *Architect*

494 Eighth Avenue, 15th Floor
New York, NY 10001
T 212 594 4015
F 212 594 2868
www.ronnetteriley.com

MEP Engineer:

Loring Consulting Engineers, Inc.
360 West 31st Street, 14th Floor
New York, NY 10001-2727
T 212-563 7400
www.loringengineers.com
New York City .Washington, DC . Princeton . Durham . Toronto

Structural Engineer:

Silman
32 Old Slip, 10th Floor
New York, NY 10005
T 212-620 7970
www.Silman.com

Rev	Date	Issue
	11 JUN 2021	Issue for SD Review
	22 OCT 2021	DD Review
	23 NOV 2021	Issue for DD 50%
	06 NOV 2022	CD Review

Title
SECTIONS AND TYPICAL DETAILS

Date	05-XX-2021
Project No.	4107
Drawing By	MJM
CHK By	JG
Scale	As Noted

DOB Rev

DOB SCAN

S-201.00
X

Silman # 20072

SYMBOLS

	ARROW INDICATES DIRECTION OF FLOW
FSD	COMBINATION FIRE AND SMOKE DAMPER WITH ACCESS DOOR IN DUCT
	LOUVER
	UNDERCUT
FD	FIRE DAMPER WITH ACCESS DOOR IN DUCT
	POINT OF CONNECTION TO EXISTING WORK
	POINT OF DISCONNECTION FROM EXISTING WORK
	CUT EXISTING DUCTWORK (OR PIPING) AND PATCH AIRTIGHT (OR CAP WATERTIGHT)
T	THERMOSTAT
T	TEMPERATURE SENSOR
	DUCT SECTION UNDER POSITIVE PRESSURE
	DUCT SECTION UNDER NEGATIVE PRESSURE
	SUPPLY AIR DIFFUSER
	RETURN AIR/ EXHAUST REGISTER WITH DUCT TRANSITION
4 3	DUCT END CAP
	NEW DUCTWORK
	EXISTING DUCTWORK
	EXISTING DUCTWORK TO BE REMOVED
M	MOTORIZED DAMPER

ABBREVIATIONS

ABBREVIATION	DESCRIPTION
AD	ACCESS DOOR
AFF	ABOVE FINISHED FLOOR
APPROX.	APPROXIMATELY
CFM	CUBIC FEET PER MINUTE
DDC	DIRECT DIGITAL CONTROLS
(E)	EXISTING
EF	EXHAUST FAN
FD	FIRE DAMPER WITH ACCESS DOOR
FSD	COMBINATION FIRE AND SMOKE DAMPER WITH ACCESS DOOR
MER	MECHANICAL EQUIPMENT ROOM
(N)	NEW
NTS	NOT TO SCALE
OA	OUTSIDE AIR
PSI	POUNDS PER SQUARE INCH
RA	RETURN AIR
SP	STATIC PRESSURE
TD	TRANSFER DUCT
TEMP.	TEMPERATURE
TR	TRANSFER REGISTER
TYP.	TYPICAL
VD	VOLUME DAMPER

GENERAL NOTES

1. MECHANICAL WORK SHALL CONFORM TO ALL REQUIREMENTS OF THE BUILDING CODE OF THE CITY OF NEW YORK AND THE BUILDING MANAGEMENT COMPANY'S STANDARDS FOR DESIGN, ALTERATION AND CONSTRUCTION.
2. CONTRACTOR SHALL SURVEY THE AREA OF THIS WORK BEFORE SUBMITTING THE BID AND BE RESPONSIBLE FOR NOTIFYING THE ARCHITECT/ENGINEER OF ANY CONDITIONS WHICH WOULD PREVENT THE INSTALLATION OF THE WORK AS SHOWN ON DRAWINGS.
3. CONTRACTOR TO CHECK AND CORRECT ANY AND ALL DEFICIENCIES IN EXISTING DUCTS AND ASSOCIATED INSULATION. ALL NEW DUCTWORK WILL COMPLY WITH THE LATEST SMACNA GUIDELINES AND CONFORM WITH REQUIREMENTS OF THE LATEST HANDBOOKS PUBLISHED BY ASHRAE. ALL NEW DUCT INSULATION SHALL MEET OR EXCEED THE REQUIREMENTS OF THE LATEST ADOPTED ENERGY CODE.
4. DESIGN DRAWINGS ARE TO BE CONSIDERED DIAGRAMMATIC. OFFSETS MAY BE REQUIRED TO AVOID EXISTING SERVICES, OTHER TRADES, ETC. COORDINATE WORK WITH ALL TRADES AND FIELD CONDITIONS.
5. LOCATIONS OF NEW UTILITIES, INCLUDING RISERS, ARE GENERALLY SCHEMATIC. CONTRACTOR SHALL COORDINATE ALL NEW UTILITIES, SERVICES, ETC. WITH EXISTING STRUCTURAL AND ARCHITECTURAL DRAWINGS AND PROVIDE ALL OFFSETS AS REQUIRED.
6. WHERE PENETRATIONS THROUGH FIRE RATED WALLS ARE NOT FIRE PROOFED THIS CONTRACTOR SHALL BE RESPONSIBLE TO SEAL ALL EXISTING AND NEW DUCT, PIPES, CONDUIT PENETRATIONS TO MAINTAIN THE RATED INTEGRITY.
7. COORDINATE SCHEDULE FOR HOOK-UPS TO EXISTING SYSTEMS AND EQUIPMENT, AND REMOVAL OR RELOCATIONS WITH THE OWNER AND PERFORM THIS WORK AT SUCH TIMES TO ENSURE THAT PERIODS OF SHUTDOWN WILL BE ACCEPTABLE TO THE OWNER. ALL SYSTEM SHUTDOWNS SHALL BE KEPT TO A MINIMUM.
8. CONTRACTOR IS RESPONSIBLE FOR MAINTAINING AND RESTORING THE CONTINUITY OF ALL EXISTING SYSTEMS AFFECTED. INCLUDING BUT NOT LIMITED TO: INSULATION, VAPOR BARRIER, VALVES, CAPS, PUMPS, ETC.
9. BEFORE PROCEEDING WITH ANY WORK IN PUBLIC OCCUPIED OR PUBLIC USED AREAS, THE CONTRACTOR SHALL APPLY TO OWNER FOR PERMISSIONS TO ENTER SUCH AREAS. THE CONTRACTOR IS OBLIGED TO PERFORM THE WORK ONLY AT TIMES DESIGNATED BY THE OWNER. THERE WILL BE NO ADDITIONAL COMPENSATION FOR THE WORK PERFORMED AFTER HOURS OR ON OFF-DAYS WITHOUT PRIOR WRITTEN APPROVAL.
10. PRIOR TO COMMENCEMENT OF ANY WORK, EXISTING AIR SIDE SYSTEMS ASSOCIATED WITH THIS WORK SHALL BE TESTED IN THE PRESENCE OF BUILDING PERSONNEL. PRE-CONSTRUCTION/DEMOLITION BALANCING REPORTS SHALL BE SUBMITTED TO ENGINEER AND BUILDING MANAGEMENT FOR REVIEW.
11. CONTRACTOR SHALL BE RESPONSIBLE FOR THE WORK WITH ITS COMPLETION AND FINAL ACCEPTANCE AND SHALL REPLACE ANY OF SAME WHICH MAY BE DAMAGED, LOST OR STOLEN WITHOUT ADDITIONAL COST TO OWNER. THE CONTRACTOR SHALL BE RESPONSIBLE FOR REPLACING OR REPAIRING ANY BUILDING SYSTEM THAT SERVES OTHER AREAS THAT ARE DAMAGED OR IMPROPERLY MOVED AS A RESULT OF THE WORK.
12. SUBMIT SHOP DRAWINGS OF ALL WORK WHICH MUST BE APPROVED BY THE ARCHITECT AND ENGINEER BEFORE WORK COMMENCES OR ITEMS ORDERED.
13. ALL SYSTEMS AND SERVICES THAT SERVE ADJACENT SPACES SHALL BE MAINTAINED THROUGHOUT WORK.
14. COORDINATE ALL DUCT ELEVATIONS WITH ALL OTHER TRADES AND PROVIDE NECESSARY OFFSETS TO AVOID CONFLICTS.
15. PROVIDE 6" WIDE 45 DEGREE BRANCH TAKEOFF FOR ALL NEW DUCTS.
16. ALL DUCT BRANCHES, TAKE-OFFS, AND DIFFUSERS SHALL BE EQUIPPED WITH VOLUME DAMPERS.
17. DIFFUSERS, REGISTERS AND GRILLES SHALL HAVE HARD DUCT CONNECTIONS.
18. ALL DUCTWORK SHALL BE SUPPORTED FROM THE STRUCTURE.
19. ALL SUPPLY, RETURN, AND EXHAUST AIR DUCTWORK JOINTS, SEAMS, AND CONNECTIONS SHALL BE MADE TIGHT AND SHALL BE SEALED AIRTIGHT THROUGHOUT WITH WATER BASED SEALANT INCLUDING DUCT BRANCH TAKE-OFFS AND DUCT COLLARS REGARDLESS OF DUCT VELOCITY OR PRESSURE CLASSIFICATION.
20. ALL DUCT SIZES NOTED INDICATE THE CLEAR INSIDE DIMENSIONS OF DUCTWORK. SHEET METAL DIMENSIONS SHALL BE INCREASED WHERE DUCTWORK IS LINED INTERNALLY.
21. LOCATE ALL DUCT VOLUME DAMPERS ABOVE ACCESSIBLE CEILINGS. PROVIDE REMOTE CABLE OPERATED VOLUME DAMPERS WITH THE OPERATOR ACCESSIBLE VIA THE AIR OUTLET WHEN BRANCH DUCTWORK IS LOCATED WITHIN AN INACCESSIBLE CEILING.
22. ALL DUCT OPENINGS THAT ARE ABOVE THE HUNG CEILING SHALL BE PROVIDED WITH WIRE MESH SCREENS.
23. VERIFY AND COORDINATE ALL EQUIPMENT ACCESS AND CLEARANCES WITH THE ARCHITECT, GENERAL CONTRACTOR AND/OR CONSTRUCTION MANAGER.
24. COORDINATE WITH PHASING OF WORK. PROVIDE TEMPORARY WORK, CAPPED DUCTS, AND VALVED PIPE CONNECTIONS TO ACCOMMODATE PHASING.
25. PROTECT ALL EXISTING AND NEW DUCTWORK FROM MIGRATION OF DUST, DIRT, DEBRIS INTO DUCTWORK AT ALL TIMES DURING DEMOLITION, CONSTRUCTION, STORAGE. PROVIDE PROTECTIVE WRAP AROUND DUCTWORK OPEN ENDS. PROTECT DUCTWORK FROM DAMAGE.
26. ALL SUPPLY, RETURN AIR DUCTWORK SHALL BE INSULATED THROUGHOUT TO PROVIDE INSTALLED VALUE OF R-6
27. EXACT LOCATION FOR ALL DIFFUSERS, GRILLES AND REGISTERS SHALL BE COORDINATED WITH THE ARCHITECT. FINAL LOCATIONS, FINISHES AND MOUNTING TYPES ARE SUBJECT TO ARCHITECT'S APPROVAL.

BUILDING DEPARTMENT NOTES

1. ALL WORK SHALL BE PERFORMED IN ACCORDANCE WITH THE NEW YORK CITY CONSTRUCTION CODE (CC), BUILDING CODE (BC) AND MECHANICAL CODE (MC). WORK SHALL BE EXECUTED IN FULL COMPLIANCE WITH THE APPLICABLE PROVISIONS OF ALL LOCAL LAWS, BY LAWS, STATUTES, ORDINANCES, CODES, RULES, REGULATIONS AND LAWFUL ORDERS OF PUBLIC AUTHORITIES BEARING ON THE PERFORMANCE AND EXECUTION OF THE WORK.
2. MATERIALS, OPERATIONS AND EQUIPMENT OF REQUIRED HVAC SYSTEM SHALLBE SUBJECT TO SPECIAL INSPECTION AS REQUIRED IN CC ADMINISTRATIVE PROVISION, ARTICLES 28-115, 28-116, 28-118, BC-110 AND NEW YORK CITY MECHANICAL CODES AS FOLLOWS:
   A. SPECIAL INSPECTIONS AND TESTS OF REQUIRED:
      1) MECHANICAL SYSTEMS AS REQUIRED IN SECTION MC-107 AND BC-1704.16.
      2) FIRE RESISTANT PENETRATIONS AND JOINTS AS REQUIRED IN SECTION BC-1704.27, MC-606 AND MC-607.
   B. FORM TR-1 SHALL BE FILED PRIOR TO INSTALLATION. FORM TR-1 SHALL AGAIN BE FILED UPON COMPLETION OF INSTALLATION.
   C. THEY SHALL HAVE BEEN ACCEPTABLE PRIOR TO THE EFFECTIVE DATE OF THE CODE BY THE BOARD OF STANDARDS AND APPEALS.
   D. THEY SHALL HAVE BEEN ACCEPTED FOR USE UNDER THE PRESCRIBED TEST METHODS BY THE COMMISSIONER (OR).
   E. PREVIOUSLY APPROVED BY THE BOARD OF STANDARDS AND APPEALS (AS PER CC SECTION 28-113).
3. DUCTS SHALL BE SUBSTANTIALLY SUPPORTED ACCORDING TO CHAPTER 16 OF NEW YORK CITY BUILDING CODE, SEISMIC REQUIREMENTS.
4. DUCTS SHALL BE CONSTRUCTED OF APPROVED STANDARD AS SPECIFIED IN NEW YORK CITY MECHANICAL CODE MC-603.
5. WHERE DUCTS PASS THROUGH WALLS OR PARTITIONS, THE SPACE AROUND SHALL BE SEALED AS REQUIRED IN CHAPTER 7 OF THE NEW YORK CITY BUILDING CODE.
6. ALL WORK SHALL COMPLY WITH 2020 NEW YORK CITY ENERGY CONSERVATION CODE.
7. ALL MATERIALS AND EQUIPMENT DELIVERED TO THE SITE SHALL BE RECOGNIZED BY THE OFFICE OF TECHNICAL CERTIFICATION AND RESEARCH (OTCR). PRODUCTS THAT ARE NOT CODE-PRESCRIBED OR APPROVED ALTERNATIVE SHALL BE REJECTED UNTIL SUCH CERTIFICATES ARE OBTAINED.
8. ALL EQUIPMENT USE PERMITS SHALL BE OBTAINED BY THE CONTRACTOR AS REQUIRED IN ALL APPLICABLE 2014 NEW YORK CITY CONSTRUCTION CODES.

DEMOLITION NOTES

1. COORDINATE ALL WORK WITH THE ELECTRICAL DRAWINGS AND ALL TRADES.
2. PHASING OF THE WORK SHALL BE IN ACCORDANCE WITH ARCHITECTURAL DRAWINGS, ARCHITECTURAL SPECIFICATIONS AND AS DIRECTED BY THE ARCHITECT.
3. PRIOR TO COMMENCEMENT OF ANY WORK, EXISTING AIR SIDE SYSTEMS ASSOCIATED WITH THIS WORK SHALL BE TESTED IN THE PRESENCE OF BUILDING PERSONNEL. PRE-CONSTRUCTION/DEMOLITION BALANCING REPORTS SHALL BE SUBMITTED TO ENGINEER AND BUILDING MANAGEMENT FOR REVIEW.
4. PROVIDE ALL LABOR, MATERIAL, EQUIPMENT, STORAGE, FACILITIES, SERVICES AND SUPERVISION NECESSARY FOR THE COMPLETE AND SATISFACTORY DEMOLITION WORK AS INDICATED ON DRAWINGS AND SPECIFIED HEREIN.
5. THE PROTECTION OF ANY AND ALL EXISTING WORK AND PROPERTY TO REMAIN SHALL INCLUDE BUT IS NOT LIMITED TO THE PROTECTION OF ALL MATERIALS, EQUIPMENT, WALLS, FINISHES, PROPERTY, SURFACE, SIDE WALKS, LANDSCAPING AND WORK LIABLE TO BE DAMAGED THROUGH OPERATIONS UNDER THIS CONTRACT. CONTRACTOR WILL BE HELD RESPONSIBLE FOR ALL DAMAGES OCCURRING FROM WORK.
6. WORK SHALL BE EXECUTED IN AN ORDERLY AND CAREFUL MANNER WITH DUE CONSIDERATIONS FOR PUBLIC SAFETY AND IN CONFORMANCE WITH OSHA STANDARD.
7. PREVENT DUST ODORS, DIRT AND DEBRIS FROM MIGRATING TO OTHER AREA. THIS INCLUDE HVAC UNITS.
8. REMOVAL OF ANY MATERIAL AND EQUIPMENT SHALL INCLUDE ALL ASSOCIATED ITEMS SUCH AS FASTENERS, SUPPORTS, CONDUIT, FLASHING, ADHESIVE, ETC.
9. DEBRIS IS TO BE REMOVED AS IT ACCUMULATED. DO NOT STORE OR PERMIT DEBRIS TO ACCUMULATE ON SITE. IF THE CONTRACTOR FAILS TO REMOVE DEBRIS PROMPTLY OR PROPERLY, THE OWNER HAS THE RIGHT TO MOVE AT CONTRACTOR'S EXPENSE.
10. ANY AND ALL EXISTING EQUIPMENT OR MATERIALS TO BE RE-USED AS DETERMINED BY ENGINEER/ARCHITECT, OR NOT INDICATED ON THE DRAWINGS TO BE RETAINED BY THE OWNER SHALL BECOME THE PROPERTY OF THE CONTRACTOR AND SHALL BE REMOVED FROM THE PREMISES. REMOVE ITEMS SERVICEABLE BY THE OWNER SHALL BE TURNED OVER FOR STORAGE AND LOCATED AS REQUIRED.
11. INCLUDE ALL COSTS FOR REMOVALS. THESE COSTS SHALL INCLUDE WORK DESCRIBED HEREIN AND INDICATE ON THE DRAWINGS WITH ALLOWANCES FOR NORMAL UNFORESEEN DIFFICULTIES WHEN CONCEALED WORK HAS BEEN OPENED. NO CLAIMS FOR ADDITIONAL WORK ASSOCIATED WITH DEMOLITION WILL BE ACCEPTED, EXCEPT IN SPECIFIC CASED CONSIDERED JUSTIFIABLE BY THE ARCHITEC/ENGINEER.
12. DEMOLITION WORK SHALL INCLUDE ALL CUTTING AND CAPPING OF PIPES AND ELECTRICAL SERVICES REQUIRED TO ISOLATE THE WORK FROM OPERATIONAL EQUIPMENT.
13. TAKE POSSESSION AND REMOVE FROM THE PREMISES ALL ABANDONED MATERIALS AND EQUIPMENT UNLESS OTHERWISE REQUESTED BY THE OWNER. IN WHICH CASE REMOVE WITHOUT DAMAGE ALL SUCH EQUIPMENT AND DELIVER TO OWNER WITHIN BUILDING AT LOCATION DESIGNATED BY CONSTRUCTION MANAGER. COORDINATE LOCATION WITH CONSTRUCTION MANAGER.
14. PRIOR TO SUBMISSION OF BID VISIT SITE AND EXAMINE EXISTING CONDITIONS, QUANTITIES AND DIFFICULTIES THAT WILL BE INCURRED DURING THE PERFORMANCE OF WORK, CLAIMS FOR ADDITIONAL COMPENSATION THAT ARE DUE TO THE FAILURE TO EXAMINE THE PREMISES WILL NOT BE CONSIDERED.

COMPLIANCE TO BUILDING CODE REQUIREMENTS

1. ALL NEW WORK SHALL BE DONE IN CONFORMANCE WITH THE 2022 NEW YORK CITY BUILDING CODES AND THE 2020 NEW YORK CITY ENERGY CONSERVATION CODE INCLUDING ALL AMENDMENTS AND SUBSEQUENT LOCAL LAWS. EFFECTIVE NOVEMBER 7, 2022.
2. SPECIAL INSPECTORS, INSPECTIONS AND SIGN OFF OF COMPLETED WORK AS DESCRIBED HEREIN SHALL BE IN ACCORDANCE OF THE 2022 NYC BUILDING CODE ARTICLES 115 AND 116.

   LIST OF SPECIAL INSPECTIONS:
3. THE OWNER'S REPRESENTATIVE WILL ENGAGE INSPECTORS TO PERFORM ALL REQUIRED SPECIAL INSPECTIONS. ALL SPECIAL INSPECTIONS SHALL BE IN COMPLIANCE WITH CODE REFERENCE BC 1704 AND MC 107. SPECIAL INSPECTIONS SHALL BE CARRIED OUT IN ACCORDANCE WITH THE APPLICABLE BUILDING CODE SECTIONS AND SHALL INCLUDE THE FOLLOWING ITEMS WHERE REQUIRED:

ITEM	CODE REFERENCE
MECHANICAL SYSTEM	BC 1704.16
FIRE RESISTANT PENETRATIONS & JOINTS	BC 1704.27

   THE OWNER'S REPRESENTATIVE WILL ENGAGE INSPECTORS TO PERFORM ALL REQUIRED PROGRESS INSPECTIONS. ALL PROGRESS INSPECTIONS REQUIRED IN ACCORDANCE WITH CHAPTER 5000 OF TITLE 1 OF THE RULES OF THE CITY OF NEW YORK, 1 RCNY 5000, CHAPTER 104 OF THE 2020 NYC ENERGY CONSERVATION CODE AND ARE LISTED IN THE FOLLOWING TABLES:

PROGRESS INSPECTION	CODE REFERENCE
ENERGY CODE COMPLIANCE INSPECTIONS (X) TR8	BC 110.3.5

   PROGRESS INSPECTIONS REQUIRED IN ACCORDANCE WITH CHAPTER 1 OF THE 2022 NYC BUILDING CODE AND THE APPLICABLE SECTIONS OF THE NYC ENERGY CONSERVATION CODE CHAPTER 5000, ARE LISTED IN THE FOLLOWING TABLES:

ITEM	TABLE REFERENCE	CODE REFERENCE

   THE CONTRACTOR MUST NOTIFY THE ARCHITECT OR ENGINEER FOR PROGRESS INSPECTIONS AT LEAST 72 HOURS BEFORE THE SPECIFIC WORK COMMENCES OR REQUIRES INSPECTION. SPECIFIC INSPECTION REQUIREMENTS FOR ENERGY CODE COMPLIANCE ARE INDICATED ON THE 'EN' SERIES DRAWINGS.
4. ALL INSPECTIONS AND TESTS SHALL BE MADE IN COMPLIANCE WITH NYC MECHANICAL CODE MC1011, AND MC1208 & BC1704.16.2.
5. THE VENTILATION FOR ALL AREAS COMPLIES WITH THE MINIMUM CODE REQUIREMENT BC1704.6.2 3. & MC403; VENTILATION MADE WITHOUT TAKING ANY CREDIT FOR EXTERIOR WINDOWS AND/OR OPENING FOR A.C. AREAS.
6. MECHANICAL EQUIPMENT USE PERMITS SHALL BE OBTAINED IN ACCORDANCE WITH SECTION § 28-116.4.1 OF THE 2022 NEW YORK CITY BUILDING CODE BY THIS CONTRACTOR AT NO ADDITIONAL COST TO OWNER. THE FOLLOWING TYPES OF SERVICE EQUIPMENT SHALL NOT BE OPERATED UNTIL THE DEPARTMENT ISSUES A CERTIFICATE OF COMPLIANCE AFTER SUBMISSION OF A SATISFACTORY REPORT OF INSPECTION AND TESTING OF SUCH EQUIPMENT IN ACCORDANCE WITH THIS CODE AND ALL REQUIRED SUBMITTAL DOCUMENTS:
   A. EXHAUST SYSTEMS.
7. ALL SAFETY REQUIREMENTS OF SECTION MC-603 SHALL BE MET.
8. REFER TO ARCHITECTURAL DRAWINGS FOR FIRE RATED WALLS.
9. THE FOLLOWING WORK ITEMS, COMPONENTS, MATERIALS, CAPACITIES, ETC. SHALL COMPLY WITH THE CODE REFERENCES:

WORK ITEM OR MATERIAL(S)	REFERENCE STANDARDS
a. AIR OUTLETS & AIR INLETS	MC-608
b. DUCT CONSTRUCTION & INSTALLATION	MC-603
c. DUCT INSULATION	MC-604
d. DUCT & AIR TRANSFER OPENING	MC-607
e. INTAKE, EXHAUSTS, RELIEF OPENINGS	MC 401.5
f. JOINTS AND CONNECTIONS	MC-1203
g. NOISE CRITERIA	MC-928

10. PROVIDE PROGRESS INSPECTIONS AND PERFORMANCE TESTS ON ALL ITEMS OUTLINED IN ITEMS a THRU 8 ABOVE.
11. IN ACCORDANCE WITH SECTION BC 110.9 OF THE 2022 NEW YORK CITY BUILDING CODE AND SECTION 104.2.3 OF THE NEW YORK CITY ENERGY CONSERVATION CODE WHERE AN INSPECTION OR TEST FAILS. THE CONSTRUCTION SHALL BE CORRECTED AND MUST BE MADE AVAILABLE FOR RE-INSPECTION AND/OR RE-TESTING BY THE INSPECTOR UNTIL IT COMPLIES.
12. MAINTENANCE MANUALS SHALL BE PROVIDED TO THE OWNER FOR ALL EQUIPMENT AND SYSTEMS REQUIRING PREVENTIVE MAINTENANCE. REGULAR MAINTENANCE ACTIONS SHALL BE CLEARLY STATED AND INCORPORATED ON A READILY ACCESSIBLE LABEL. THE LABEL SHALL INCLUDE THE TITLE FOR THE OPERATION AND MAINTENANCE AND MAINTENANCE MANUAL FOR THAT PARTICULAR MODEL.
13. MECHANICAL CONTRACTOR SHALL PROVIDE OPERATION AND MAINTENANCE MANUALS TO THE OWNER AT THE END OF THE PROJECT AS REQUIRED IN THE SPECIFICATIONS INCLUDING BUT NOT LIMITED TO THE FOLLOWING:

    EQUIPMENT CAPACITY AND REQUIRED MAINTENANCE HVAC SYSTEM CONTROL MAINTENANCE AND CALIBRATION INFORMATION CONTROL SEQUENCE DESCRIPTIONS WRITTEN NARRATIVE OF HOW EACH SYSTEM IN INTENDED TO OPERATE.

KINGS COUNTY SUPREME COURT BUILDING ACCESSIBILITY RENOVATIONS

360 Adams Street
Brooklyn NY 11201

Conditions

ALL IDEAS, DESIGNS, ARRANGEMENTS AND PLANS INDICATED OR REPRESENTED BY THIS DRAWING ARE OWNED BY, AND THE PROPERTY OF RONNETTE RILEY ARCHITECT AND WERE CREATED, EVOLVED AND DEVELOPED FOR THE USE ON, AND IN CONNECTION WITH THE SPECIFIED PROJECT.
NONE OF SUCH IDEAS, DESIGNS, ARRANGEMENTS OR PLANS SHALL BE USED BY OR DISCLOSED TO ANY PERSON, FIRM OR CORPORATION FOR ANY PURPOSE WHATSOEVER WITHOUT THE WRITTEN PERMISSION OF RONNETTE RILEY ARCHITECT.

© Copyright Ronnette Riley *Architect* 2021

Ronnette Riley *Architect*

494 Eighth Avenue, 15th Floor
New York, NY 10001
T 212 594 4015
F 212 594 2868
www.ronnetteriley.com

MEP Engineer:

Loring Consulting Engineers, Inc.
360 West 31st Street, 14th Floor
New York, NY 10001-2727
T 212-563 7400
www.loringengineers.com
New York City .Washington, DC . Princeton . Durham . Toronto

Structural Engineer:

Silman
32 Old Slip, 10th Floor
New York, NY 10005
T 212-620 7970
www.Silman.com

Rev	Date	Issue
-	11 JUN 2021	SD Submission
-	22 OCT 2021	DD Review
-	23 NOV 2021	Issue for DD 50%
-	4 MAR 2022	Issue for Final DD
-	6 DEC 2022	CD Review
-	28 FEB 2023	CD Final

Title

MECHANICAL SYMBOLS, ABBREV. AND NOTES

Date	06-11-2021
Project No.	12328.000
Drawing By	AMA
CHK By	RS
Scale	NTS

DOB Rev

M-001.00

DOB SCAN

AIR OUTLETS AND INLETS SCHEDULE

BASIS OF DESIGN: TITUS

SYMBOL	TAG	SERVICE	MAX AIRFLOW (CFM)	FACE SIZE (IN)	NECK/SLOT SIZE (IN)	NUMBER OF SLOTS	MODEL NUMBER	BORDER TYPE	NOISE CRITERIA AT MAX CFM (NC)	ACCESSORIES	REMARKS
⊠	CD	SUPPLY DIFFUSER	0 - 175	12x12	8Ø	N/A	OMNI	LAY-IN/ SURFACE MOUNTED	13	-	SEE NOTES
⊠	CD	SUPPLY DIFFUSER	0 - 175	24x24	8Ø	N/A	OMNI	LAY-IN/ SURFACE MOUNTED	-	-	SEE NOTES
⊠	CD	SUPPLY DIFFUSER	176 - 275	24x24	10Ø	N/A	OMNI	LAY-IN/ SURFACE MOUNTED	-	-	SEE NOTES
⊠	CD	SUPPLY DIFFUSER	276 - 390	24x24	12Ø	N/A	OMNI	LAY-IN/ SURFACE MOUNTED	12	-	SEE NOTES
⊠	CD	SUPPLY DIFFUSER	391 - 535	24x24	14Ø	N/A	OMNI	LAY-IN/ SURFACE MOUNTED	14	-	SEE NOTES
⊠	CD	SUPPLY DIFFUSER	536 - 700	24x24	15Ø	N/A	OMNI	LAY-IN/ SURFACE MOUNTED	15	-	SEE NOTES
▨	CR	EXHAUST GRILLE	0 - 100	12X12	8x8	N/A	23RL	LAY-IN/ SURFACE MOUNTED	18	-	SEE NOTES
▨	CR	EXHAUST GRILLE	0 - 100	24x24	8x8	N/A	23RL	LAY-IN/ SURFACE MOUNTED	20	-	SEE NOTES
▨	CR	EXHAUST GRILLE	101 - 350	24x24	10x10	N/A	23RL	LAY-IN/ SURFACE MOUNTED	20	-	SEE NOTES
▨	CR	RETURN GRILLE	0 - 250	24x24	10x10	N/A	23RL	LAY-IN/ SURFACE MOUNTED	20	-	SEE NOTES

NOTES:

1. CEILING BORDER/FRAME TYPE SHALL BE COORDINATED WITH LATEST ARCHITECTURAL REFLECTED CEILING PLAN TO ENSURE PROPER BORDER COMPATIBILITY.
2. PROVIDE ALL REQUIRED HARDWARE FOR DIFFUSER INSTALLATION IN RESPECTIVE CEILING TYPES.
3. PROVIDE REMOTE CABLE OPERATED OPPOSED BLADE DAMPERS FOR ALL DIFFUSERS LOCATED IN GYPSUM BOARD AND INACCESSIBLE CEILINGS.
4. COORDINATE COLOR/FINISH WITH ARCHITECT.
5. VOLUME DAMPERS SHALL BE LOCATED 3 FEET MINIMUM FROM GRILLES.
6. PROVIDE MINIMUM 4" DEEP PLENUM, DUCT TRANSITION TO NECK/COLLAR FOR ALL DUCTED RETURN/EXHAUST AIR GRILLES AND REGISTERS.

FAN SCHEDULE

TEF

BASIS OF DESIGN: GREENHECK

UNIT TAG	LOCATION	AREA OR SYSTEM SERVED	AIRFLOW (EACH) (CFM)	STATIC PRESSURE (IN.W.G) (EACH)	MODEL NO.	MOTOR DATA				CONTROL USED	DIMENSIONS L x W x H (IN) (EACH)	WEIGHT (EACH) (LBS)	REMARKS
						RPM	BHP (EACH)	HP (EACH)	VOLT/ PHASE				
TX-4-36	RM 417A	4TH FLOOR NORTH TOILET ROOMS	375	0.35	BCF-106-4	1725	0.05	1/4	115/1	SWITCH	23x20x11	76	SEE NOTES

NOTES:

1. PROVIDE ELECTRICAL DISCONNECT SWITCH.
3. PROVIDE PREMIUM EFFICIENCY MOTORS.
4. PROVIDE SPEED CONTROL AT UNIT FOR BALANCING.
5. PROVIDE CONTROLS AS REQUIRED.
6. PROVIDE CONTROL TRANSFORMERS, WIRING, RELAYS, CONTACTORS, ETC. AS REQUIRED. COORDINATE WITH ELECTRICAL CONTRACTOR AS NECESSARY

KINGS COUNTY SUPREME COURT BUILDING ACCESSIBILITY RENOVATIONS

360 Adams Street
Brooklyn NY 11201

Conditions

ALL IDEAS, DESIGNS, ARRANGEMENTS AND PLANS INDICATED OR REPRESENTED BY THIS DRAWING ARE OWNED BY, AND THE PROPERTY OF RONNETTE RILEY ARCHITECT AND WERE CREATED, EVOLVED AND DEVELOPED FOR THE USE ON, AND IN CONNECTION WITH THE SPECIFIED PROJECT.
NONE OF SUCH IDEAS, DESIGNS, ARRANGEMENTS OR PLANS SHALL BE USED BY OR DISCLOSED TO ANY PERSON, FIRM OR CORPORATION FOR ANY PURPOSE WHATSOEVER WITHOUT THE WRITTEN PERMISSION OF RONNETTE RILEY ARCHITECT.

© Copyright Ronnette Riley *Architect* 2021

Ronnette Riley *Architect*

494 Eighth Avenue, 15th Floor
New York, NY 10001
T 212 594 4015
F 212 594 2868
www.ronnetteriley.com

MEP Engineer:

Loring Consulting Engineers, Inc.
360 West 31st Street, 14th Floor
New York, NY 10001-2727
T 212-563 7400
www.loringengineers.com
New York City .Washington, DC . Princeton . Durham . Toronto

Structural Engineer:

Silman
32 Old Slip, 10th Floor
New York, NY 10005
T 212-620 7970
www.Silman.com

Rev	Date	Issue
-	11 JUN 2021	SD Submission
-	22 OCT 2021	DD Review
-	23 NOV 2021	Issue for DD 50%
-	4 MAR 2022	Issue for Final DD
-	6 DEC 2022	CD Review
-	28 FEB 2023	CD Final

Title

MECHANICAL SCHEDULES

Date	06-11-2021
Project No.	12328.000
Drawing By	AMA
CHK By	RS
Scale	NTS

DOB Rev

M-002.00

DOB SCAN

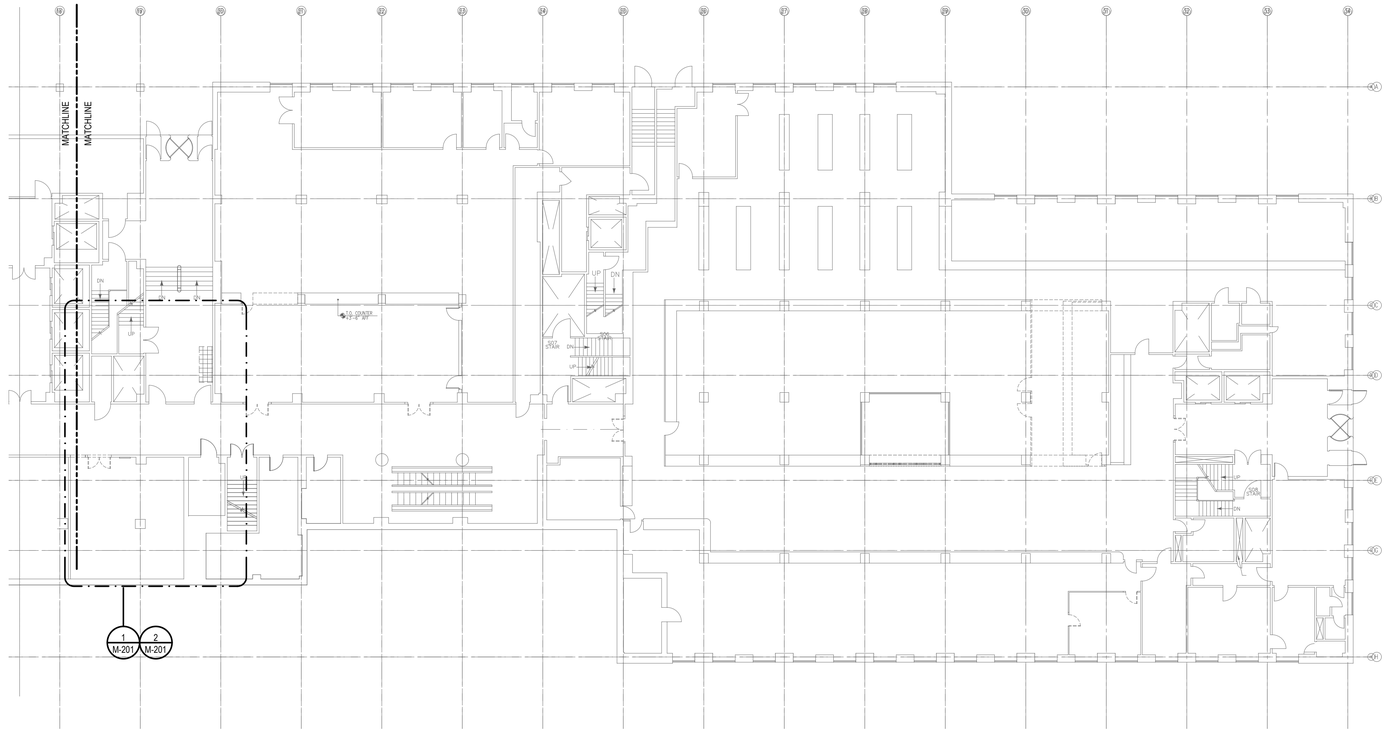

1 1ST FLOOR KEYPLAN
1/16"=1'-0"

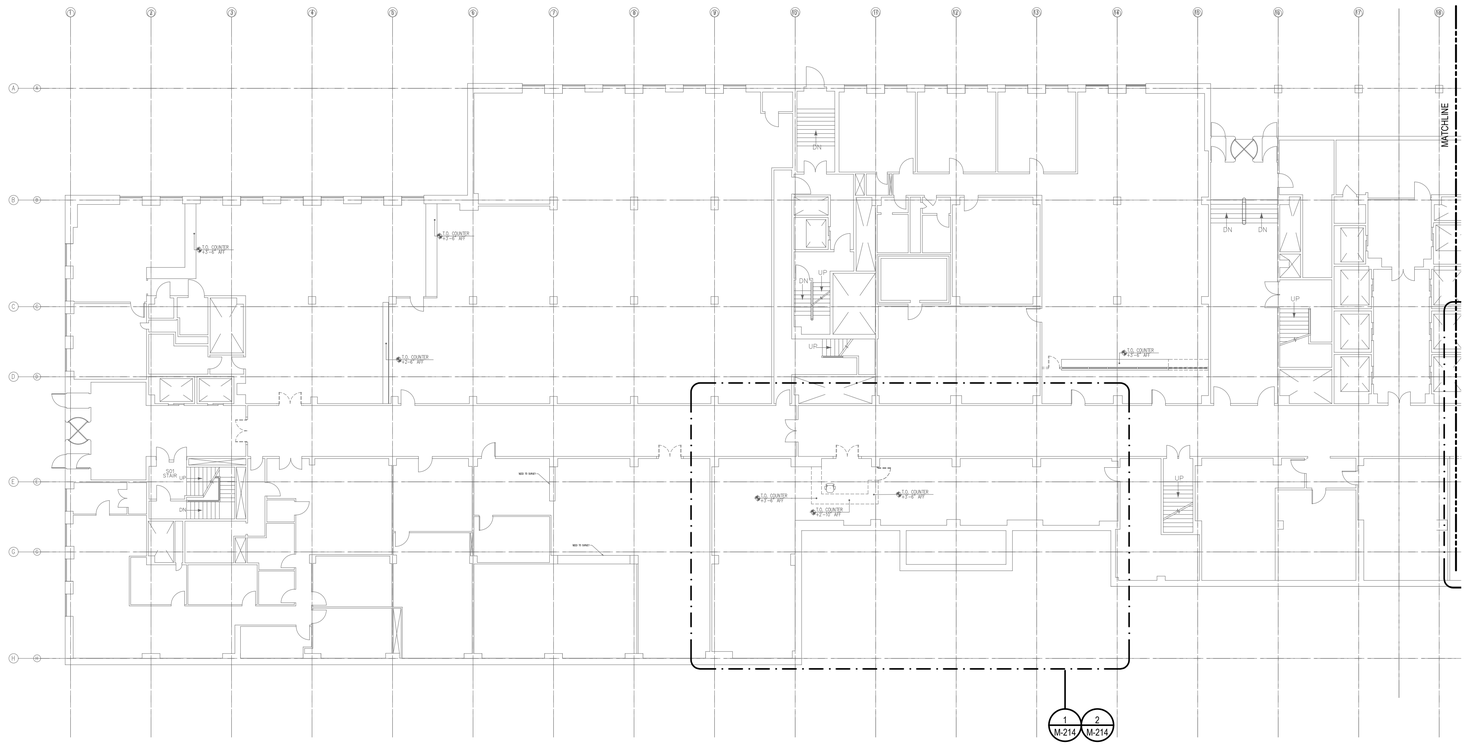

1 1ST FLOOR KEYPLAN - NORTH
1/16"=1'-0"

N 0 8 16 32 FEET

KINGS COUNTY SUPREME COURT BUILDING ACCESSIBILITY RENOVATIONS

360 Adams Street
Brooklyn NY 11201

Conditions

ALL IDEAS, DESIGNS, ARRANGEMENTS AND PLANS INDICATED OR REPRESENTED BY THIS DRAWING ARE OWNED BY, AND THE PROPERTY OF RONNETTE RILEY ARCHITECT AND WERE CREATED, EVOLVED AND DEVELOPED FOR THE USE ON, AND IN CONNECTION WITH THE SPECIFIED PROJECT.
NONE OF SUCH IDEAS, DESIGNS, ARRANGEMENTS OR PLANS SHALL BE USED BY OR DISCLOSED TO ANY PERSON, FIRM OR CORPORATION FOR ANY PURPOSE WHATSOEVER WITHOUT THE WRITTEN PERMISSION OF RONNETTE RILEY ARCHITECT.

© Copyright Ronnette Riley *Architect* 2021

Ronnette Riley *Architect*

494 Eighth Avenue, 15th Floor
New York, NY 10001
T 212 594 4015
F 212 594 2868
www.ronnetteriley.com

MEP Engineer:

Loring Consulting Engineers, Inc.
360 West 31st Street, 14th Floor
New York, NY 10001-2727
T 212-563 7400
www.loringengineers.com
New York City .Washington, DC . Princeton . Durham . Toronto

Structural Engineer:

Silman
32 Old Slip, 10th Floor
New York, NY 10005
T 212-620 7970
www.Silman.com

Rev	Date	Issue
-	11 JUN 2021	SD Submission
-	22 OCT 2021	DD Review
-	23 NOV 2021	Issue for DD 50%
-	4 MAR 2022	Issue for Final DD
-	6 DEC 2022	CD Review
-	28 FEB 2023	CD Final

Title

MECHANICAL 1ST FLOOR KEY PLAN

Date	06-11-2021
Project No.	12328.000
Drawing By	AMA
CHK By	RS
Scale	AS NOTED

DOB Rev
M-101.00
3 OF 28

DOB SCAN

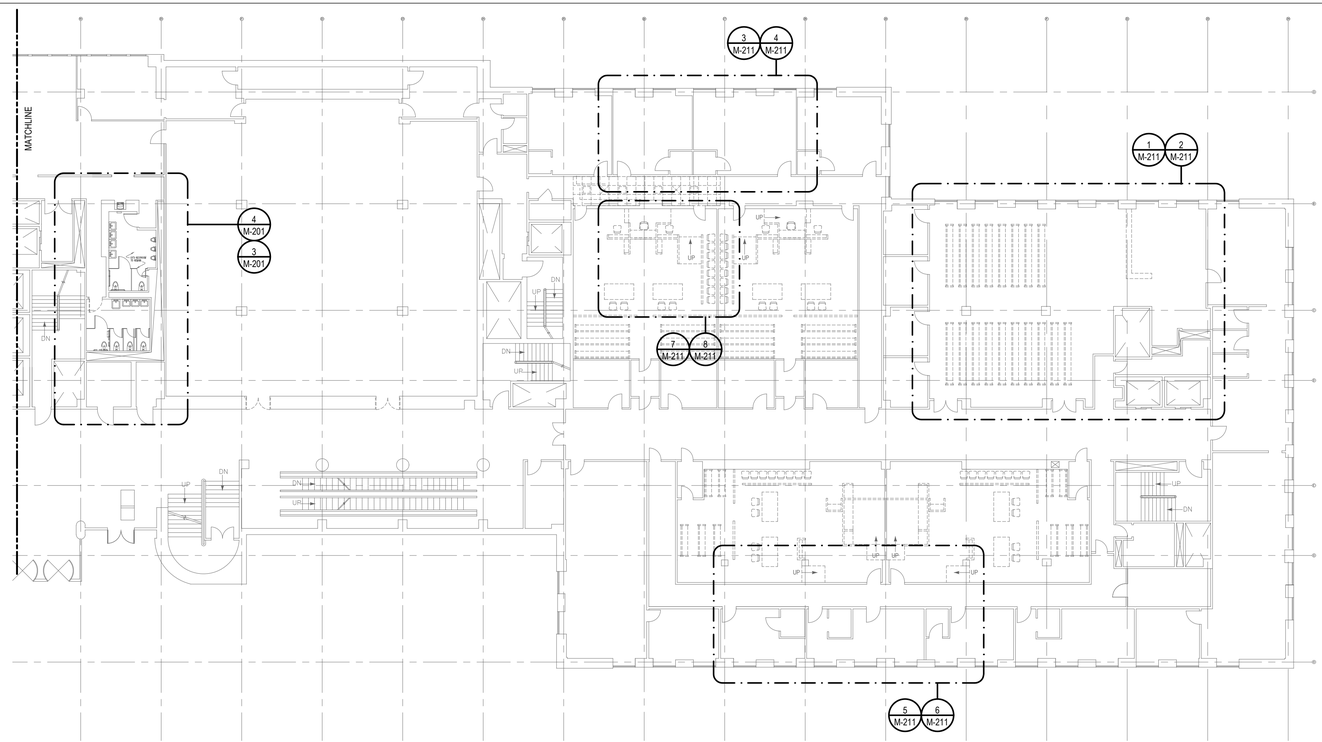

2 2ND FLOOR KEYPLAN - SOUTH
1/16"=1'-0"

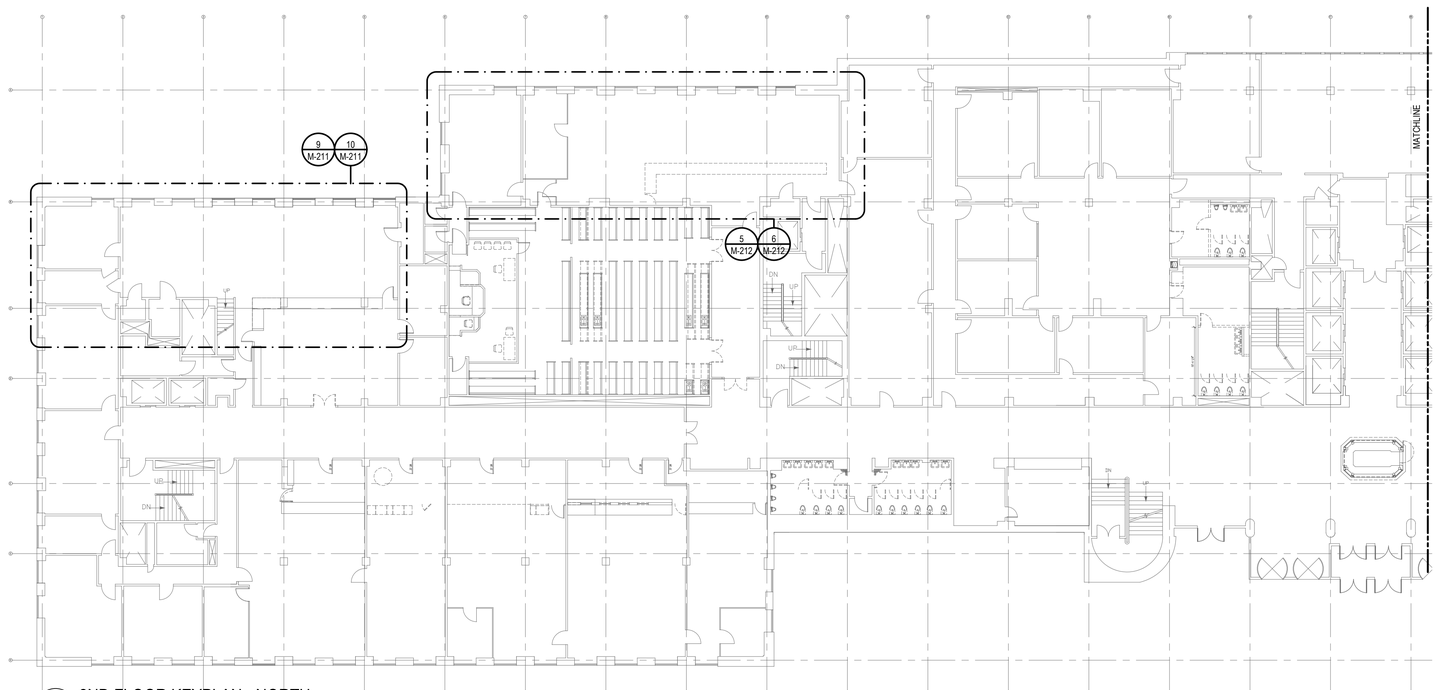

1 2ND FLOOR KEYPLAN - NORTH
1/16"=1'-0"

N 0 8 16 32 FEET

KINGS COUNTY SUPREME COURT BUILDING ACCESSIBILITY RENOVATIONS

360 Adams Street
Brooklyn NY 11201

Conditions

ALL IDEAS, DESIGNS, ARRANGEMENTS AND PLANS INDICATED OR REPRESENTED BY THIS DRAWING ARE OWNED BY, AND THE PROPERTY OF RONNETTE RILEY ARCHITECT AND WERE CREATED, EVOLVED AND DEVELOPED FOR THE USE ON, AND IN CONNECTION WITH THE SPECIFIED PROJECT.
NONE OF SUCH IDEAS, DESIGNS, ARRANGEMENTS OR PLANS SHALL BE USED BY OR DISCLOSED TO ANY PERSON, FIRM OR CORPORATION FOR ANY PURPOSE WHATSOEVER WITHOUT THE WRITTEN PERMISSION OF RONNETTE RILEY ARCHITECT.

© Copyright Ronnette Riley *Architect* 2021

Ronnette Riley *Architect*

494 Eighth Avenue, 15th Floor
New York, NY 10001
T 212 594 4015
F 212 594 2868
www.ronnetteriley.com

MEP Engineer:

Loring Consulting Engineers, Inc.
360 West 31st Street, 14th Floor
New York, NY 10001-2727
T 212-563 7400
www.loringengineers.com
New York City .Washington, DC . Princeton . Durham . Toronto

Structural Engineer:

Silman
32 Old Slip, 10th Floor
New York, NY 10005
T 212-620 7970
www.Silman.com

Rev	Date	Issue
-	11 JUN 2021	SD Submission
-	22 OCT 2021	DD Review
-	23 NOV 2021	Issue for DD 50%
-	4 MAR 2022	Issue for Final DD
-	6 DEC 2022	CD Review
-	28 FEB 2023	CD Final

Title

MECHANICAL 2ND FLOOR KEY PLAN

Date	06-11-2021
Project No.	12328.000
Drawing By	AMA
CHK By	RS
Scale	AS NOTED

DOB Rev
M-102.00
4 OF 28

DOB SCAN

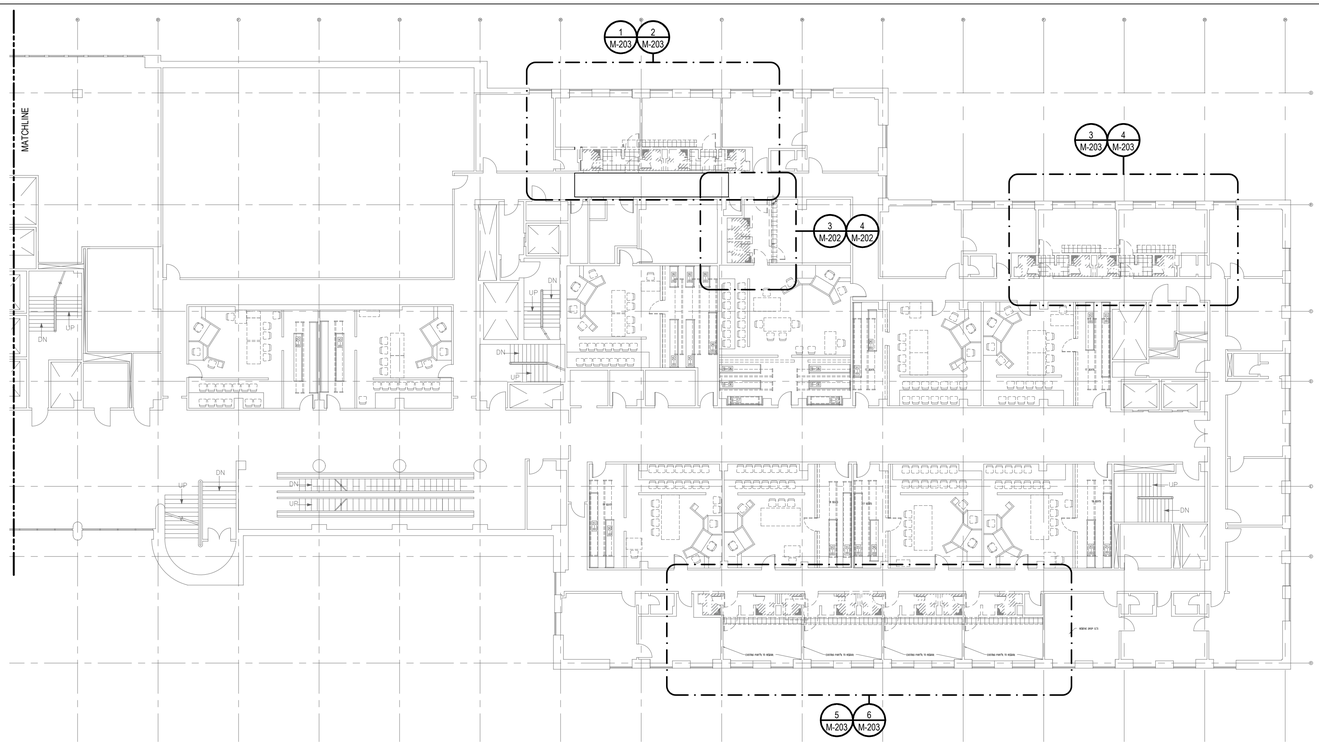

2 3RD FLOOR KEYPLAN - SOUTH
1/16"=1'-0"

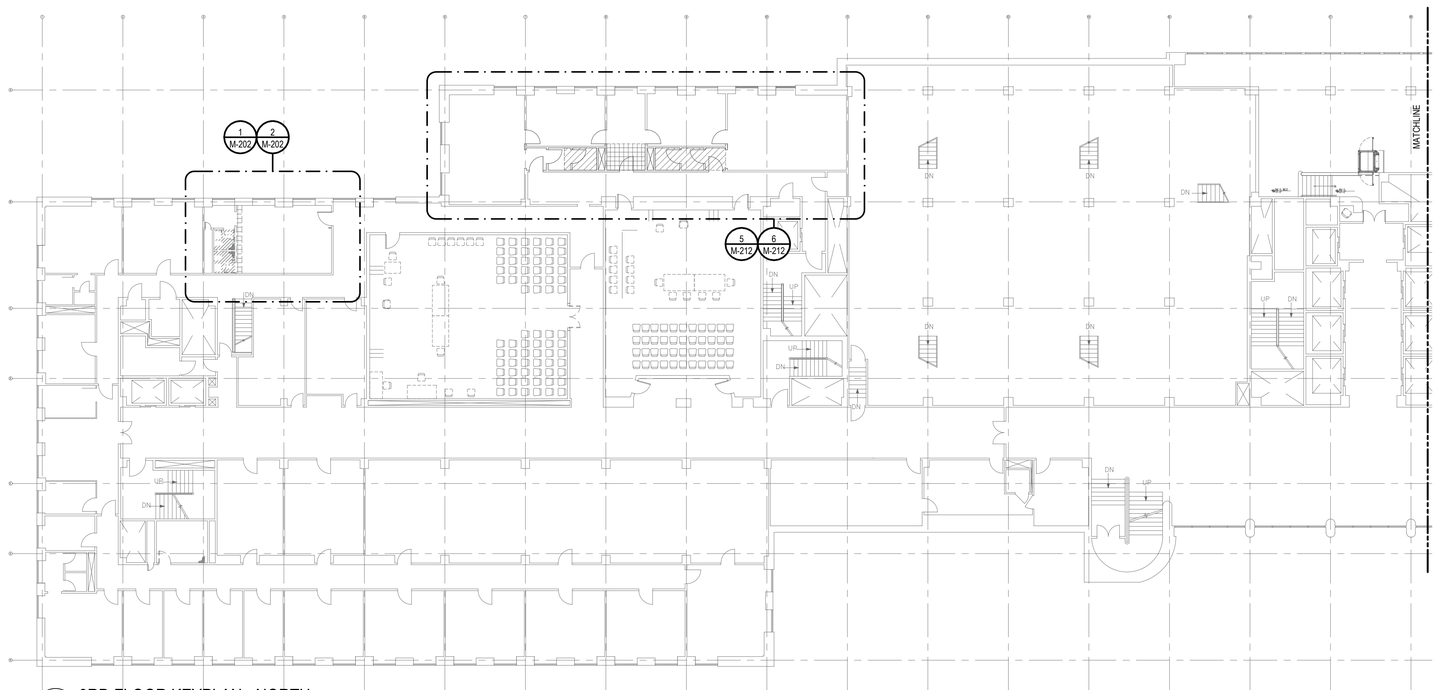

1 3RD FLOOR KEYPLAN - NORTH
1/16"=1'-0"

N 0 8 16 32 FEET

KINGS COUNTY SUPREME COURT BUILDING ACCESSIBILITY RENOVATIONS

360 Adams Street
Brooklyn NY 11201

Conditions

ALL IDEAS, DESIGNS, ARRANGEMENTS AND PLANS INDICATED OR REPRESENTED BY THIS DRAWING ARE OWNED BY, AND THE PROPERTY OF RONNETTE RILEY ARCHITECT AND WERE CREATED, EVOLVED AND DEVELOPED FOR THE USE ON, AND IN CONNECTION WITH THE SPECIFIED PROJECT.
NONE OF SUCH IDEAS, DESIGNS, ARRANGEMENTS OR PLANS SHALL BE USED BY OR DISCLOSED TO ANY PERSON, FIRM OR CORPORATION FOR ANY PURPOSE WHATSOEVER WITHOUT THE WRITTEN PERMISSION OF RONNETTE RILEY ARCHITECT.

© Copyright Ronnette Riley *Architect* 2021

Ronnette Riley *Architect*

494 Eighth Avenue, 15th Floor
New York, NY 10001
T 212 594 4015
F 212 594 2868
www.ronnetteriley.com

MEP Engineer:

Loring Consulting Engineers, Inc.
360 West 31st Street, 14th Floor
New York, NY 10001-2727
T 212-563 7400
www.loringengineers.com
New York City .Washington, DC . Princeton . Durham . Toronto

Structural Engineer:

Silman
32 Old Slip, 10th Floor
New York, NY 10005
T 212-620 7970
www.Silman.com

Rev	Date	Issue
-	11 JUN 2021	SD Submission
-	22 OCT 2021	DD Review
-	23 NOV 2021	Issue for DD 50%
-	4 MAR 2022	Issue for Final DD
-	6 DEC 2022	CD Review
-	28 FEB 2023	CD Final

Title

MECHANICAL 3RD FLOOR KEY PLAN

Date	06-11-2021
Project No.	12328.000
Drawing By	AMA
CHK By	RS
Scale	AS NOTED

DOB Rev
M-103.00
5 OF 28

DOB SCAN

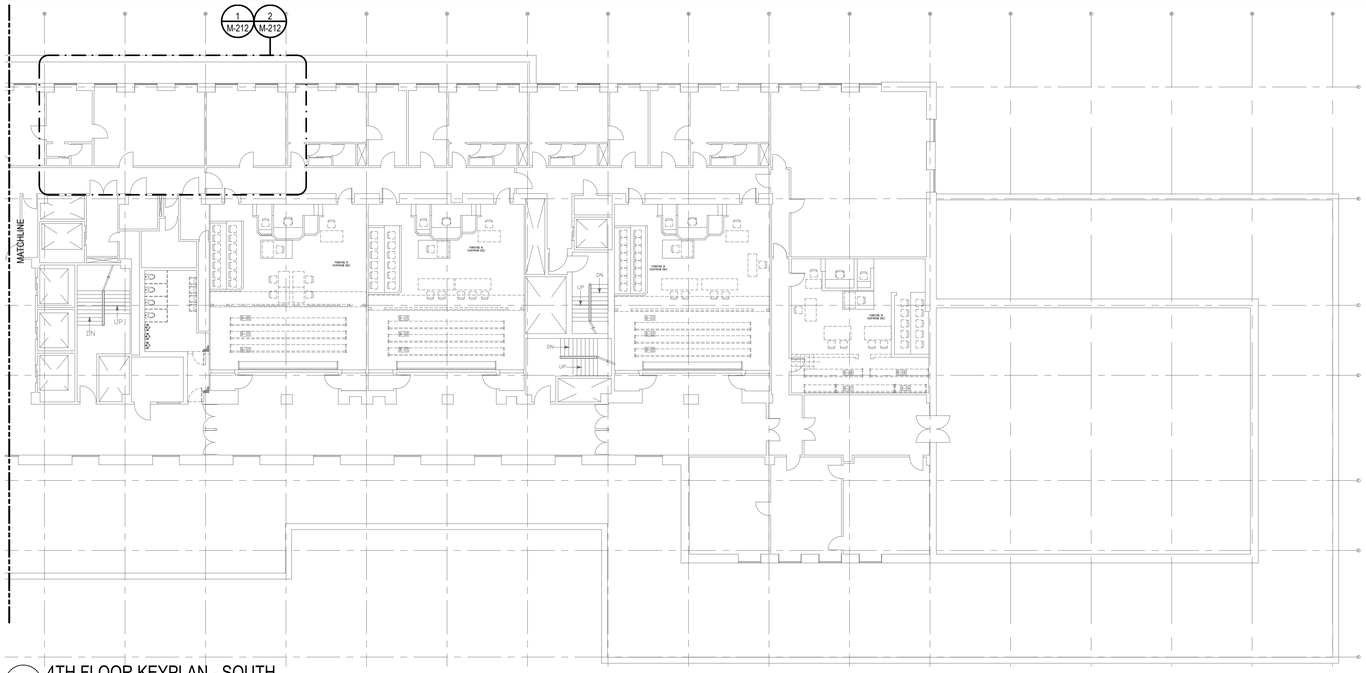

2 4TH FLOOR KEYPLAN - SOUTH
1/16"=1'-0"

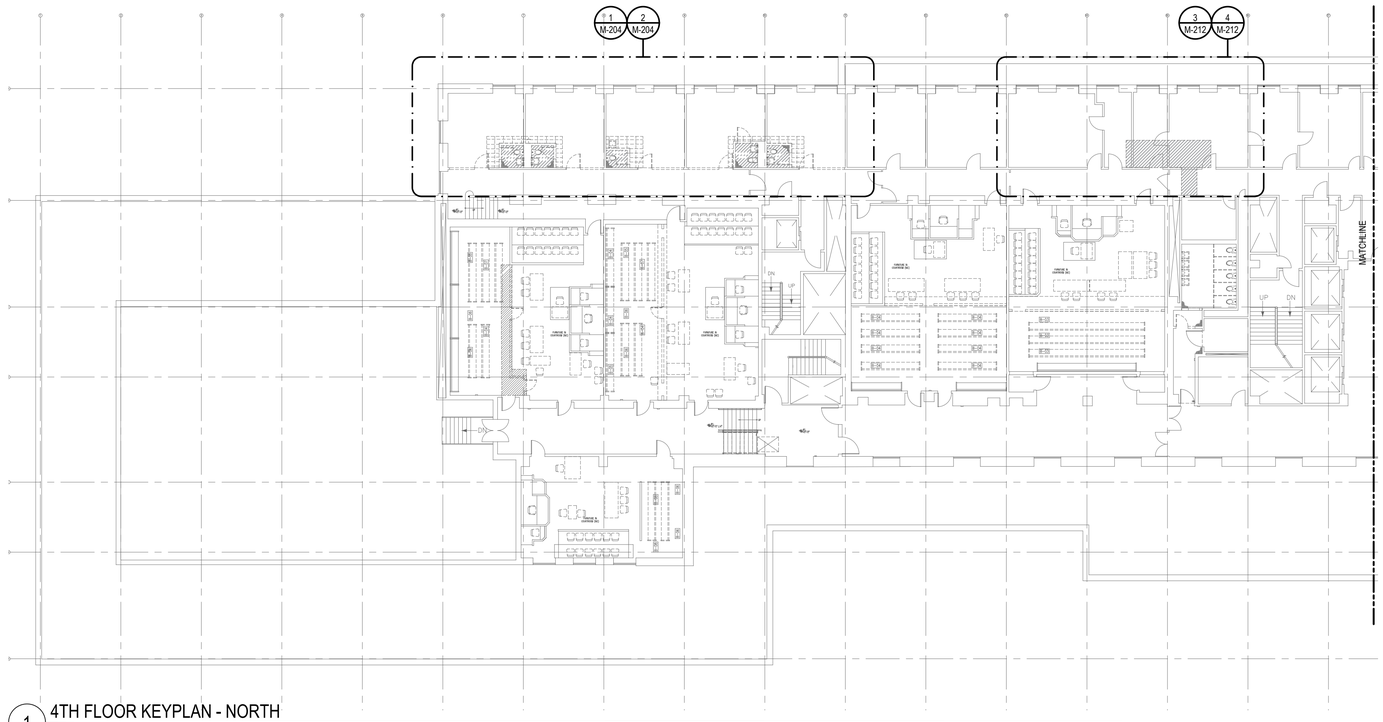

1 4TH FLOOR KEYPLAN - NORTH
1/16"=1'-0"

N 0 8 16 32 FEET

KINGS COUNTY SUPREME COURT BUILDING ACCESSIBILITY RENOVATIONS

360 Adams Street
Brooklyn NY 11201

Conditions

ALL IDEAS, DESIGNS, ARRANGEMENTS AND PLANS INDICATED OR REPRESENTED BY THIS DRAWING ARE OWNED BY, AND THE PROPERTY OF RONNETTE RILEY ARCHITECT AND WERE CREATED, EVOLVED AND DEVELOPED FOR THE USE ON, AND IN CONNECTION WITH THE SPECIFIED PROJECT.
NONE OF SUCH IDEAS, DESIGNS, ARRANGEMENTS OR PLANS SHALL BE USED BY OR DISCLOSED TO ANY PERSON, FIRM OR CORPORATION FOR ANY PURPOSE WHATSOEVER WITHOUT THE WRITTEN PERMISSION OF RONNETTE RILEY ARCHITECT.

© Copyright Ronnette Riley *Architect* 2021

Ronnette Riley *Architect*

494 Eighth Avenue, 15th Floor
New York, NY 10001
T 212 594 4015
F 212 594 2868
www.ronnetteriley.com

MEP Engineer:

Loring Consulting Engineers, Inc.
360 West 31st Street, 14th Floor
New York, NY 10001-2727
T 212-563 7400
www.loringengineers.com
New York City .Washington, DC . Princeton . Durham . Toronto

Structural Engineer:

Silman
32 Old Slip, 10th Floor
New York, NY 10005
T 212-620 7970
www.Silman.com

Rev	Date	Issue
-	11 JUN 2021	SD Submission
-	22 OCT 2021	DD Review
-	23 NOV 2021	Issue for DD 50%
-	4 MAR 2022	Issue for Final DD
-	6 DEC 2022	CD Review
-	28 FEB 2023	CD Final

Title

MECHANICAL 4TH FLOOR KEY PLAN

Date	06-11-2021
Project No.	12328.000
Drawing By	AMA
CHK By	RS
Scale	AS NOTED

DOB Rev

M-104.00

6 OF 28

DOB SCAN

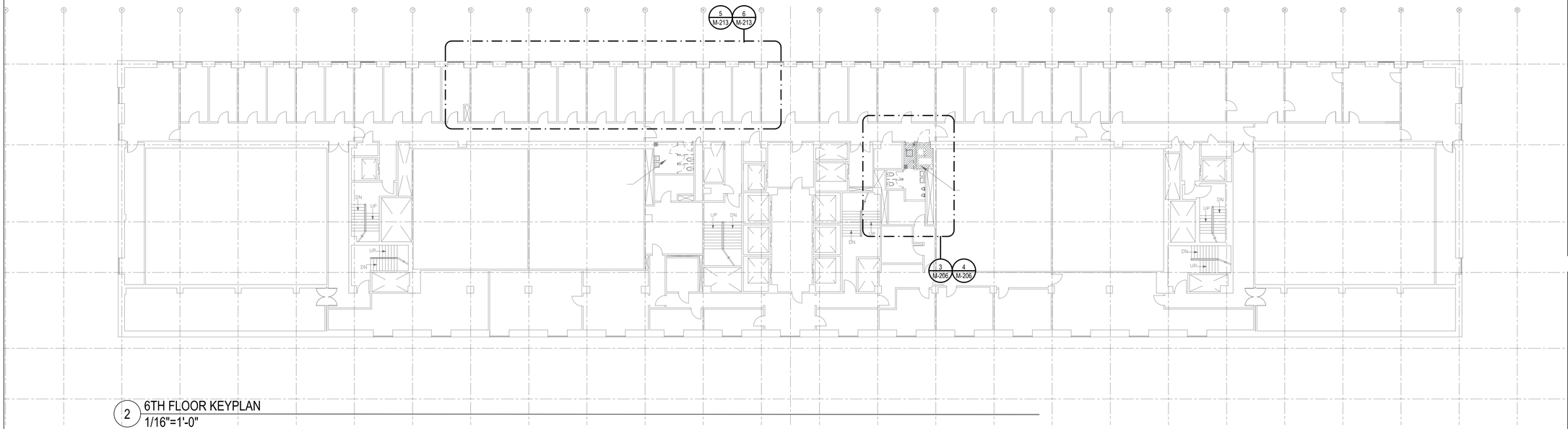

2 6TH FLOOR KEYPLAN
1/16"=1'-0"

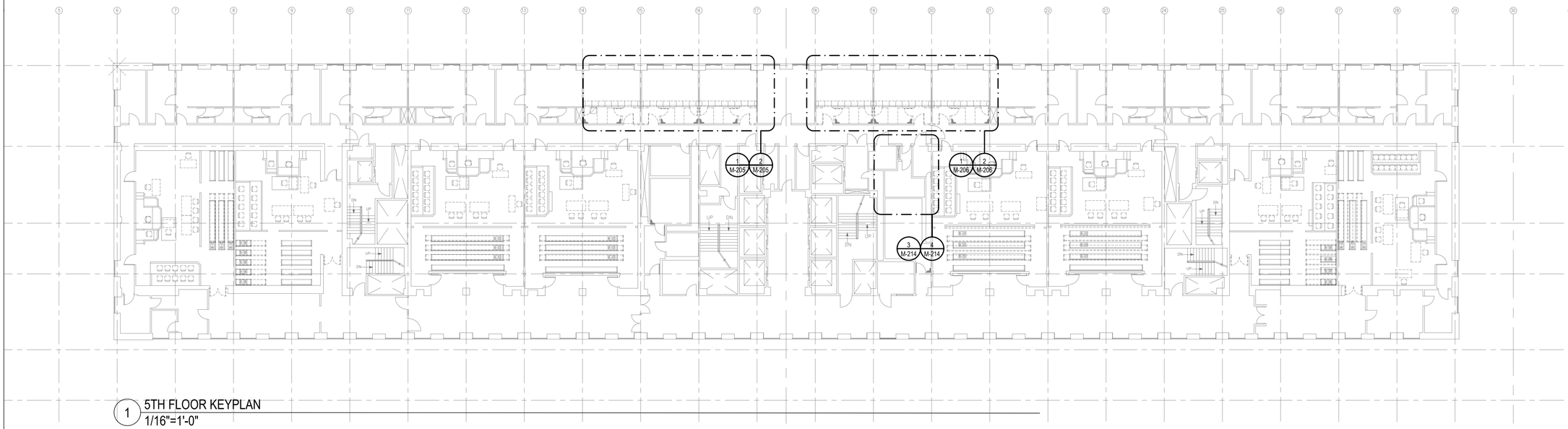

1 5TH FLOOR KEYPLAN
1/16"=1'-0"

N 0 8 16 32 FEET

KINGS COUNTY SUPREME COURT BUILDING ACCESSIBILITY RENOVATIONS

360 Adams Street
Brooklyn NY 11201

Conditions

ALL IDEAS, DESIGNS, ARRANGEMENTS AND PLANS INDICATED OR REPRESENTED BY THIS DRAWING ARE OWNED BY, AND THE PROPERTY OF RONNETTE RILEY ARCHITECT AND WERE CREATED, EVOLVED AND DEVELOPED FOR THE USE ON, AND IN CONNECTION WITH THE SPECIFIED PROJECT.
NONE OF SUCH IDEAS, DESIGNS, ARRANGEMENTS OR PLANS SHALL BE USED BY OR DISCLOSED TO ANY PERSON, FIRM OR CORPORATION FOR ANY PURPOSE WHATSOEVER WITHOUT THE WRITTEN PERMISSION OF RONNETTE RILEY ARCHITECT.

© Copyright Ronnette Riley *Architect* 2021

Ronnette Riley *Architect*

494 Eighth Avenue, 15th Floor
New York, NY 10001
T 212 594 4015
F 212 594 2868
www.ronnetteriley.com

MEP Engineer:

Loring Consulting Engineers, Inc.
360 West 31st Street, 14th Floor
New York, NY 10001-2727
T 212-563 7400
www.loringengineers.com
New York City .Washington, DC . Princeton . Durham . Toronto

Structural Engineer:

Silman
32 Old Slip, 10th Floor
New York, NY 10005
T 212-620 7970
www.Silman.com

Rev	Date	Issue
-	11 JUN 2021	SD Submission
-	22 OCT 2021	DD Review
-	23 NOV 2021	Issue for DD 50%
-	4 MAR 2022	Issue for Final DD
-	6 DEC 2022	CD Review
-	28 FEB 2023	CD Final

Title

MECHANICAL 5TH AND 6TH FLOOR KEY PLAN

Date	06-11-2021
Project No.	12328.000
Drawing By	AMA
CHK By	RS
Scale	AS NOTED

DOB Rev
M-105.00
7 OF 28

DOB SCAN

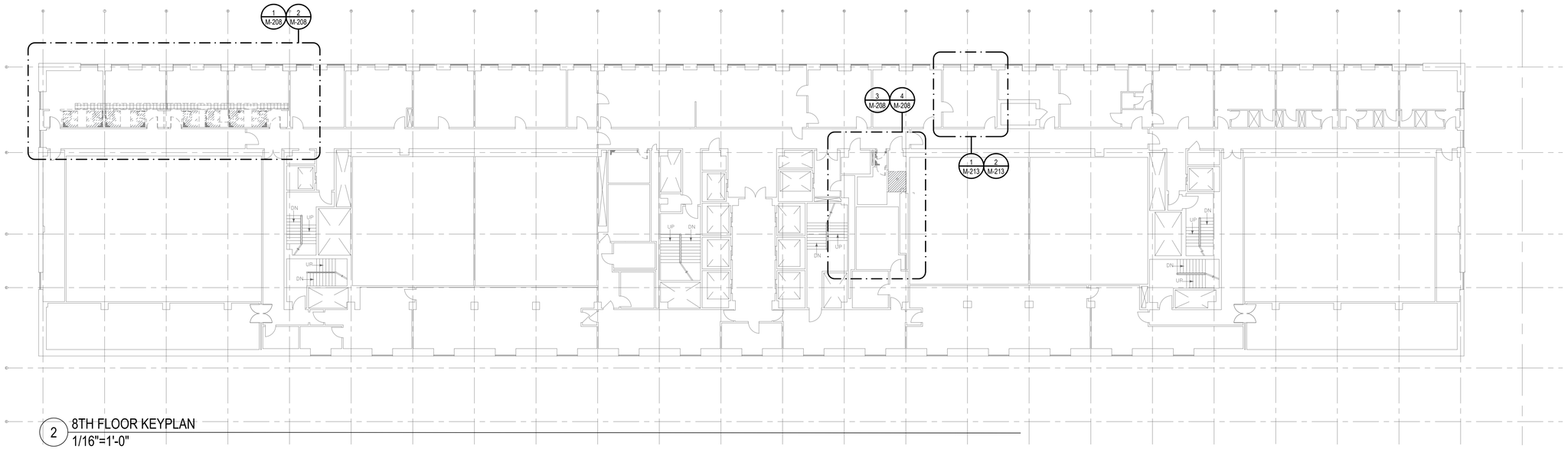

2 8TH FLOOR KEYPLAN
1/16"=1'-0"

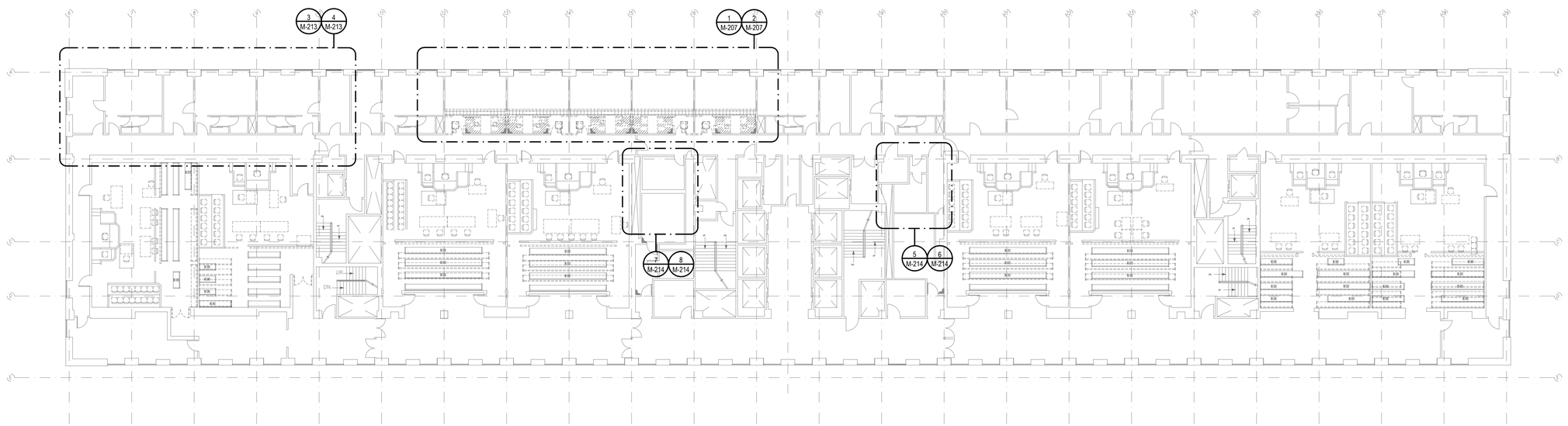

1 7TH FLOOR KEYPLAN
1/16"=1'-0"

N 0 8 16 32 FEET

KINGS COUNTY SUPREME COURT BUILDING ACCESSIBILITY RENOVATIONS

360 Adams Street
Brooklyn NY 11201

Conditions

ALL IDEAS, DESIGNS, ARRANGEMENTS AND PLANS INDICATED OR REPRESENTED BY THIS DRAWING ARE OWNED BY, AND THE PROPERTY OF RONNETTE RILEY ARCHITECT AND WERE CREATED, EVOLVED AND DEVELOPED FOR THE USE ON, AND IN CONNECTION WITH THE SPECIFIED PROJECT.
NONE OF SUCH IDEAS, DESIGNS, ARRANGEMENTS OR PLANS SHALL BE USED BY OR DISCLOSED TO ANY PERSON, FIRM OR CORPORATION FOR ANY PURPOSE WHATSOEVER WITHOUT THE WRITTEN PERMISSION OF RONNETTE RILEY ARCHITECT.

© Copyright Ronnette Riley *Architect* 2021

Ronnette Riley *Architect*

494 Eighth Avenue, 15th Floor
New York, NY 10001
T 212 594 4015
F 212 594 2868
www.ronnetteriley.com

MEP Engineer:

Loring Consulting Engineers, Inc.
360 West 31st Street, 14th Floor
New York, NY 10001-2727
T 212-563 7400
www.loringengineers.com
New York City .Washington, DC . Princeton . Durham . Toronto

Structural Engineer:

Silman
32 Old Slip, 10th Floor
New York, NY 10005
T 212-620 7970
www.Silman.com

Rev	Date	Issue
-	11 JUN 2021	SD Submission
-	22 OCT 2021	DD Review
-	23 NOV 2021	Issue for DD 50%
-	4 MAR 2022	Issue for Final DD
-	6 DEC 2022	CD Review
-	28 FEB 2023	CD Final

Title

MECHANICAL 7TH AND 8TH FLOOR KEY PLAN

Date	06-11-2021
Project No.	12328.000
Drawing By	AMA
CHK By	RS
Scale	AS NOTED

DOB Rev

M-106.00

8 OF 28

DOB SCAN

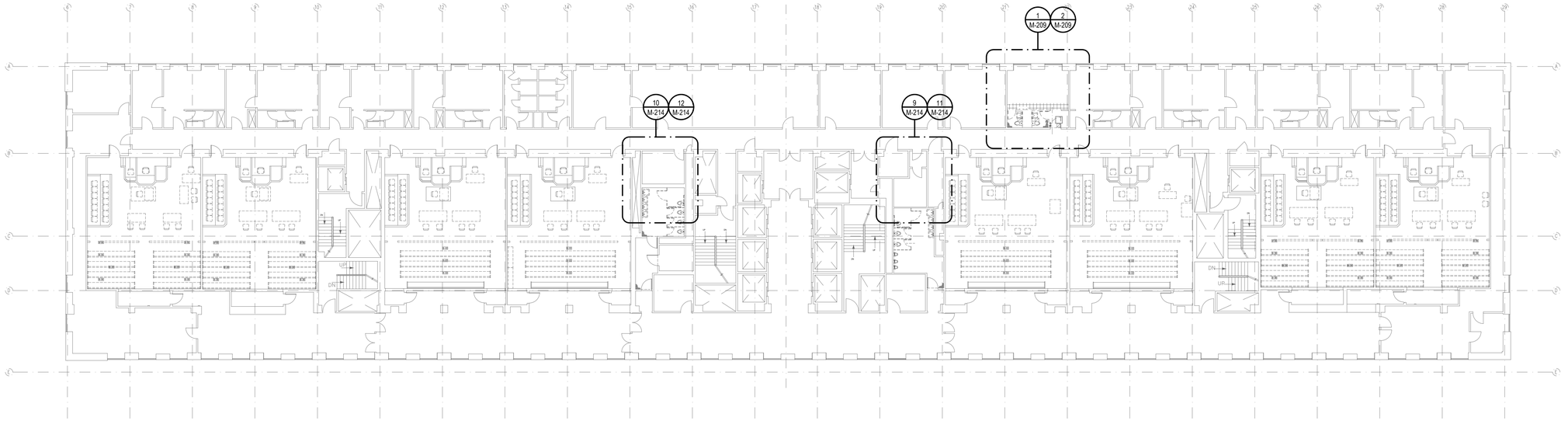

1 9TH FLOOR KEYPLAN
1/16"=1'-0"

N

0 8 16 32 FEET

KINGS COUNTY SUPREME COURT BUILDING ACCESSIBILITY RENOVATIONS

360 Adams Street
Brooklyn NY 11201

Conditions

ALL IDEAS, DESIGNS, ARRANGEMENTS AND PLANS INDICATED OR REPRESENTED BY THIS DRAWING ARE OWNED BY, AND THE PROPERTY OF RONNETTE RILEY ARCHITECT AND WERE CREATED, EVOLVED AND DEVELOPED FOR THE USE ON, AND IN CONNECTION WITH THE SPECIFIED PROJECT.
NONE OF SUCH IDEAS, DESIGNS, ARRANGEMENTS OR PLANS SHALL BE USED BY OR DISCLOSED TO ANY PERSON, FIRM OR CORPORATION FOR ANY PURPOSE WHATSOEVER WITHOUT THE WRITTEN PERMISSION OF RONNETTE RILEY ARCHITECT.

© Copyright Ronnette Riley *Architect* 2021

Ronnette Riley *Architect*

494 Eighth Avenue, 15th Floor
New York, NY 10001
T 212 594 4015
F 212 594 2868
www.ronnetteriley.com

MEP Engineer:

Loring Consulting Engineers, Inc.
360 West 31st Street, 14th Floor
New York, NY 10001-2727
T 212-563 7400
www.loringengineers.com
New York City .Washington, DC . Princeton . Durham . Toronto

Structural Engineer:

Silman
32 Old Slip, 10th Floor
New York, NY 10005
T 212-620 7970
www.Silman.com

Rev	Date	Issue
-	11 JUN 2021	SD Submission
-	22 OCT 2021	DD Review
-	23 NOV 2021	Issue for DD 50%
-	4 MAR 2022	Issue for Final DD
-	6 DEC 2022	CD Review
-	28 FEB 2023	CD Final

Title

MECHANICAL 9TH FLOOR KEY PLAN

Date	06-11-2021
Project No.	12328.000
Drawing By	AMA
CHK By	RS
Scale	AS NOTED

DOB Rev
M-107.00
9 OF 28

DOB SCAN

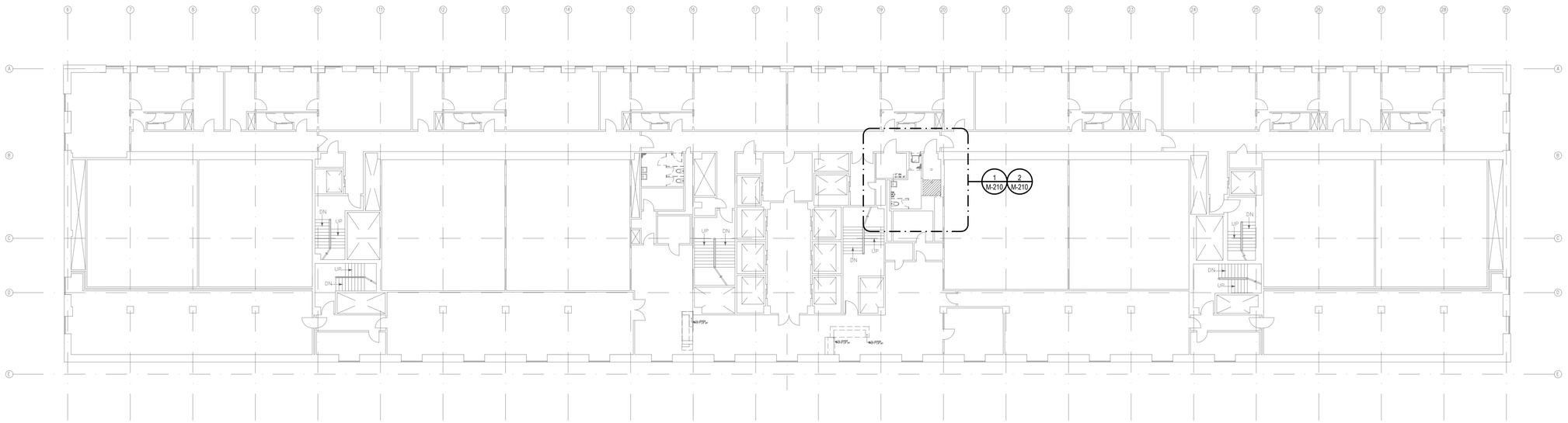

2 10TH FLOOR KEYPLAN
1/16"=1'-0"

N 0 8 16 32 FEET

KINGS COUNTY SUPREME COURT BUILDING ACCESSIBILITY RENOVATIONS

360 Adams Street
Brooklyn NY 11201

Conditions

ALL IDEAS, DESIGNS, ARRANGEMENTS AND PLANS INDICATED OR REPRESENTED BY THIS DRAWING ARE OWNED BY, AND THE PROPERTY OF RONNETTE RILEY ARCHITECT AND WERE CREATED, EVOLVED AND DEVELOPED FOR THE USE ON, AND IN CONNECTION WITH THE SPECIFIED PROJECT.
NONE OF SUCH IDEAS, DESIGNS, ARRANGEMENTS OR PLANS SHALL BE USED BY OR DISCLOSED TO ANY PERSON, FIRM OR CORPORATION FOR ANY PURPOSE WHATSOEVER WITHOUT THE WRITTEN PERMISSION OF RONNETTE RILEY ARCHITECT.

© Copyright Ronnette Riley *Architect* 2021

Ronnette Riley *Architect*

494 Eighth Avenue, 15th Floor
New York, NY 10001
T 212 594 4015
F 212 594 2868
www.ronnetteriley.com

MEP Engineer:

Loring Consulting Engineers, Inc.
360 West 31st Street, 14th Floor
New York, NY 10001-2727
T 212-563 7400
www.loringengineers.com
New York City .Washington, DC . Princeton . Durham . Toronto

Structural Engineer:

Silman
32 Old Slip, 10th Floor
New York, NY 10005
T 212-620 7970
www.Silman.com

Rev	Date	Issue
-	11 JUN 2021	SD Submission
-	22 OCT 2021	DD Review
-	23 NOV 2021	Issue for DD 50%
-	4 MAR 2022	Issue for Final DD
-	6 DEC 2022	CD Review
-	28 FEB 2023	CD Final

Title

MECHANICAL 10TH FLOOR KEY PLAN

Date	06-11-2021
Project No.	12328.000
Drawing By	AMA
CHK By	RS
Scale	AS NOTED

DOB Rev

M-108.00

10 OF 28

DOB SCAN

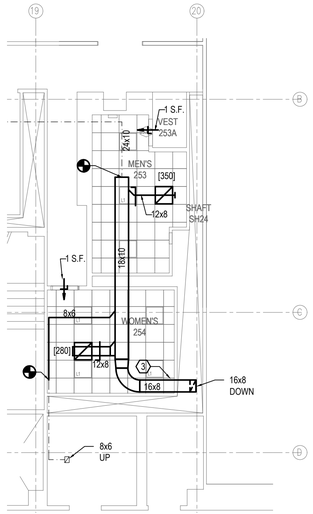

4 2ND FLOOR REFLECTED CEILING PLAN
1/8"=1'-0"

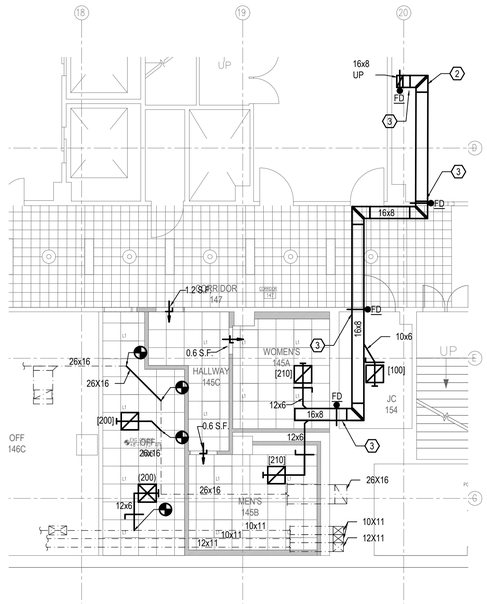

2 1ST FLOOR REFLECTED CEILING PLAN
1/8"=1'-0"

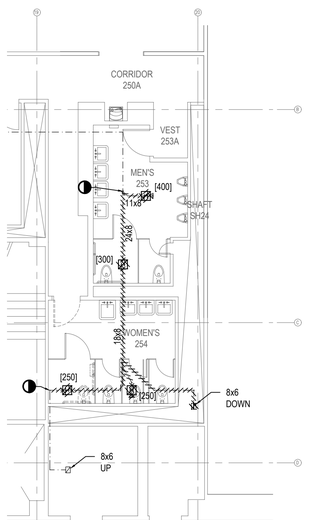

3 2ND FLOOR SELECTIVE REMOVAL PLAN
1/8"=1'-0"

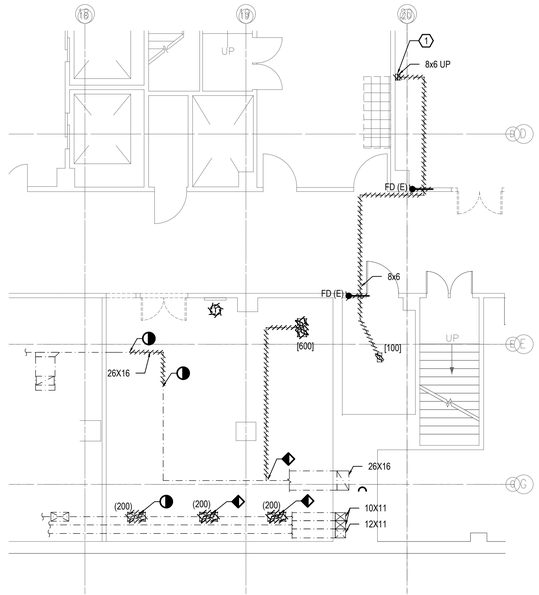

1 1ST FLOOR SELECTIVE REMOVAL PLAN
1/8"=1'-0"

NOTES:

1. BALANCE ALL AIR OUTLET DIFFUSERS.
2. PROVIDE VOLUME DAMPERS AT EACH LOW PRESSURE SUPPLY, RETURN AND EXHAUST DUCT BRANCH TAKE-OFF.
3. PROVIDE PRE-DEMOLITION AIR TEST READINGS REPORT FOR REVIEW FOR EACH SUPPLY, RETURN AND EXHAUST AIR OUTLET INDICATED ON DEMOLITION PLANS WITH CFM READINGS IDENTIFYING EACH AIR OUTLET ON KEY PLANS LAYOUT WITH OUTLET NUMBER AND SIZES. PROVIDE PRE - DEMOLITION AND FULL TOILET EXHAUST BALANCING FOR SYSTEMS INDICATED ON RISER DIAGRAMS M-401 & M-402.

KEY NOTES:

1. REMOVE 8x6 DUCT UP TO SECOND FLOOR. SEE SECOND FLOOR PART PLAN 7 FOR CONTINUATION.
2. INSTALL NEW 16x8 DUCT UP TO SECOND FLOOR. SEE SECOND FLOOR PART PLAN # 4 ON DRAWING M-201 FOR CONTINUATION.
3. PROVIDE 18X18 ACCESS DOOR IN FINISHED CONSTRUCTION AT LOCATION INDICATED. COORDINATE WITH ARCHITECTURAL DRAWINGS FOR FURTHER REQUIREMENT.

N 0 4 8 16 FEET

KINGS COUNTY SUPREME COURT BUILDING ACCESSIBILITY RENOVATIONS

360 Adams Street
Brooklyn NY 11201

Conditions

ALL IDEAS, DESIGNS, ARRANGEMENTS AND PLANS INDICATED OR REPRESENTED BY THIS DRAWING ARE OWNED BY, AND THE PROPERTY OF RONNETTE RILEY ARCHITECT AND WERE CREATED, EVOLVED AND DEVELOPED FOR THE USE ON, AND IN CONNECTION WITH THE SPECIFIED PROJECT.
NONE OF SUCH IDEAS, DESIGNS, ARRANGEMENTS OR PLANS SHALL BE USED BY OR DISCLOSED TO ANY PERSON, FIRM OR CORPORATION FOR ANY PURPOSE WHATSOEVER WITHOUT THE WRITTEN PERMISSION OF RONNETTE RILEY ARCHITECT.

© Copyright Ronnette Riley *Architect* 2021

Ronnette Riley *Architect*

494 Eighth Avenue, 15th Floor
New York, NY 10001
T 212 594 4015
F 212 594 2868
www.ronnetteriley.com

MEP Engineer:

Loring Consulting Engineers, Inc.
360 West 31st Street, 14th Floor
New York, NY 10001-2727
T 212-563 7400
www.loringengineers.com
New York City .Washington, DC . Princeton . Durham . Toronto

Structural Engineer:

Silman
32 Old Slip, 10th Floor
New York, NY 10005
T 212-620 7970
www.Silman.com

Rev	Date	Issue
-	11 JUN 2021	SD Submission
-	22 OCT 2021	DD Review
-	23 NOV 2021	Issue for DD 50%
-	4 MAR 2022	Issue for Final DD
-	6 DEC 2022	CD Review
-	28 FEB 2023	CD Final

Title

MECHANICAL 1ST AND 2ND FLOOR PARTIAL PLANS

Date	06-11-2021
Project No.	12328.000
Drawing By	AMA
CHK By	RS
Scale	AS NOTED

DOB Rev
M-201.00
11 OF 28

DOB SCAN

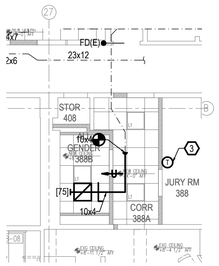

4 REFLECTED CEILING PLAN
1/8"=1'-0"

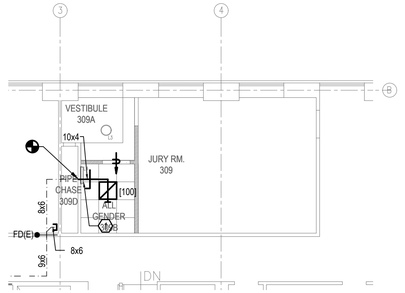

2 REFLECTED CEILING PLAN
1/8"=1'-0"

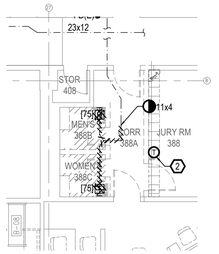

3 SELECTIVE REMOVAL PLAN
1/8"=1'-0"

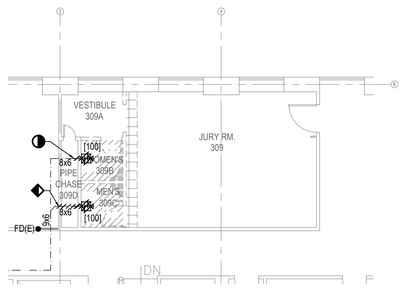

1 SELECTIVE REMOVAL PLAN
1/8"=1'-0"

NOTES:

1. BALANCE ALL AIR OUTLET DIFFUSERS.
2. PROVIDE VOLUME DAMPERS AT EACH LOW PRESSURE SUPPLY, RETURN AND EXHAUST DUCT BRANCH TAKE-OFF.
3. PROVIDE PRE-DEMOLITION AIR TEST READINGS REPORT FOR REVIEW FOR EACH SUPPLY, RETURN AND EXHAUST AIR OUTLET INDICATED ON DEMOLITION PLANS WITH CFM READINGS IDENTIFYING EACH AIR OUTLET ON KEY PLANS LAYOUT WITH OUTLET NUMBER AND SIZES. PROVIDE PRE - DEMOLITION AND FULL TOILET EXHAUST BALANCING FOR SYSTEMS INDICATED ON RISER DIAGRAMS M-401 & M-402.

KEY NOTES:

1. PROVIDE 18X18 ACCESS DOOR IN FINISHED CONSTRUCTION AT LOCATION INDICATED. COORDINATE WITH ARCHITECTURAL DRAWINGS FOR FURTHER REQUIREMENT.
2. EXISTING THERMOSTAT TO BE RELOCATED. TEMPORARILY REMOVE FROM WALL WITH ALL ACTIVE CONNECTIONS AND PROTECT DURING CONSTRUCTION. SEE NEW WORK PLAN FOR FINAL LOCATION.
3. RELOCATE EXISTING THERMOSTAT. PROVIDE EXTENSION CONNECTIONS AS REQUIRED.

N 0 4 8 16 FEET

KINGS COUNTY SUPREME COURT BUILDING ACCESSIBILITY RENOVATIONS

360 Adams Street
Brooklyn NY 11201

Conditions

ALL IDEAS, DESIGNS, ARRANGEMENTS AND PLANS INDICATED OR REPRESENTED BY THIS DRAWING ARE OWNED BY, AND THE PROPERTY OF RONNETTE RILEY ARCHITECT AND WERE CREATED, EVOLVED AND DEVELOPED FOR THE USE ON, AND IN CONNECTION WITH THE SPECIFIED PROJECT.
NONE OF SUCH IDEAS, DESIGNS, ARRANGEMENTS OR PLANS SHALL BE USED BY OR DISCLOSED TO ANY PERSON, FIRM OR CORPORATION FOR ANY PURPOSE WHATSOEVER WITHOUT THE WRITTEN PERMISSION OF RONNETTE RILEY ARCHITECT.

© Copyright Ronnette Riley *Architect* 2021

Ronnette Riley *Architect*

494 Eighth Avenue, 15th Floor
New York, NY 10001
T 212 594 4015
F 212 594 2868
www.ronnetteriley.com

MEP Engineer:

Loring Consulting Engineers, Inc.
360 West 31st Street, 14th Floor
New York, NY 10001-2727
T 212-563 7400
www.loringengineers.com
New York City .Washington, DC . Princeton . Durham . Toronto

Structural Engineer:

Silman
32 Old Slip, 10th Floor
New York, NY 10005
T 212-620 7970
www.Silman.com

Rev	Date	Issue
-	11 JUN 2021	SD Submission
-	22 OCT 2021	DD Review
-	23 NOV 2021	Issue for DD 50%
-	4 MAR 2022	Issue for Final DD
-	6 DEC 2022	CD Review
-	28 FEB 2023	CD Final

Title

MECHANICAL 3RD FLOOR PARTIAL PLANS - SHEET 1

Date	06-11-2021
Project No.	12328.000
Drawing By	AMA
CHK By	RS
Scale	AS NOTED

DOB Rev

M-202.00

12 OF 28

DOB SCAN

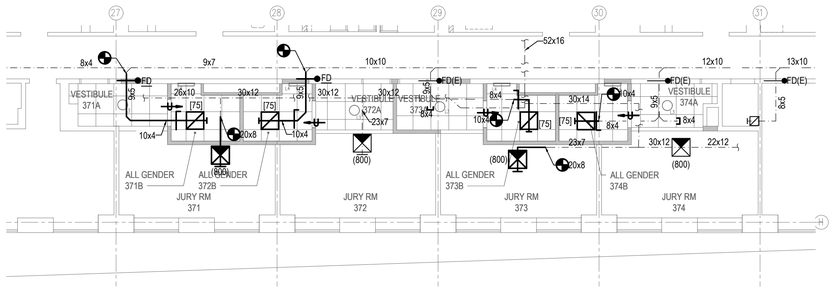

6 REFLECTED CEILING PLAN
1/8"=1'-0"

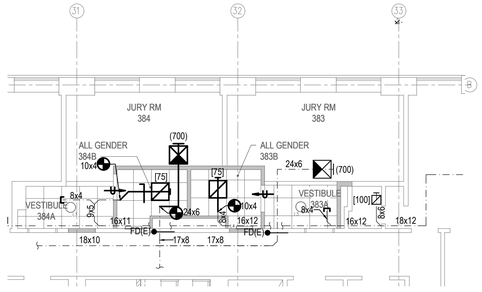

4 REFLECTED CEILING PLAN
1/8"=1'-0"

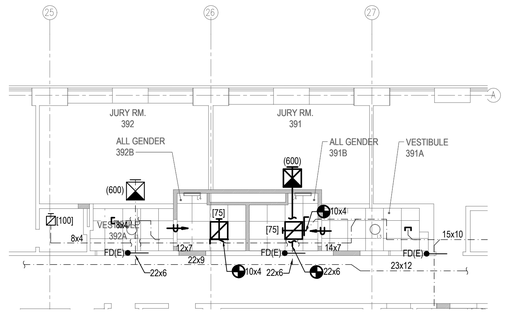

2 REFLECTED CEILING PLAN
1/8"=1'-0"

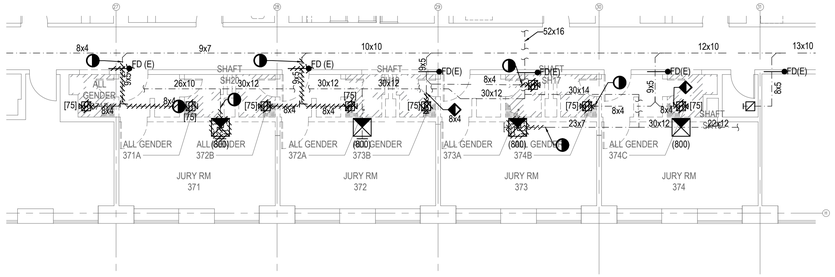

5 SELECTIVE REMOVAL PLAN
1/8"=1'-0"

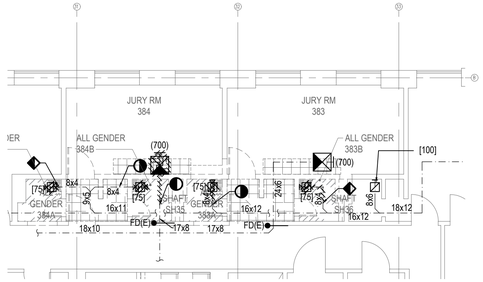

3 SELECTIVE REMOVAL PLAN
1/8"=1'-0"

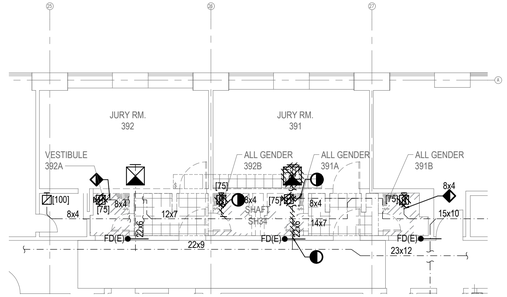

1 SELECTIVE REMOVAL PLAN
1/8"=1'-0"

NOTES:

1. BALANCE ALL AIR OUTLET DIFFUSERS.
2. PROVIDE VOLUME DAMPERS AT EACH LOW PRESSURE SUPPLY, RETURN AND EXHAUST DUCT BRANCH TAKE-OFF.
3. PROVIDE PRE-DEMOLITION AIR TEST READINGS REPORT FOR REVIEW FOR EACH SUPPLY, RETURN AND EXHAUST AIR OUTLET INDICATED ON DEMOLITION PLANS WITH CFM READINGS IDENTIFYING EACH AIR OUTLET ON KEY PLANS LAYOUT WITH OUTLET NUMBER AND SIZES. PROVIDE PRE - DEMOLITION AND FULL TOILET EXHAUST BALANCING FOR SYSTEMS INDICATED ON RISER DIAGRAMS M-401 & M-402.

KEY NOTES:

1. PROVIDE 18X18 ACCESS DOOR IN FINISHED CONSTRUCTION AT LOCATION INDICATED. COORDINATE WITH ARCHITECTURAL DRAWINGS FOR FURTHER REQUIREMENT.
2. EXISTING THERMOSTAT TO BE RELOCATED. TEMPORARILY REMOVE FROM WALL WITH ALL ACTIVE CONNECTIONS AND PROTECT DURING CONSTRUCTION. SEE NEW WORK PLAN FOR FINAL LOCATION.

N 0 4 8 16 FEET

KINGS COUNTY SUPREME COURT BUILDING ACCESSIBILITY RENOVATIONS

360 Adams Street
Brooklyn NY 11201

Conditions

ALL IDEAS, DESIGNS, ARRANGEMENTS AND PLANS INDICATED OR REPRESENTED BY THIS DRAWING ARE OWNED BY, AND THE PROPERTY OF RONNETTE RILEY ARCHITECT AND WERE CREATED, EVOLVED AND DEVELOPED FOR THE USE ON, AND IN CONNECTION WITH THE SPECIFIED PROJECT.
NONE OF SUCH IDEAS, DESIGNS, ARRANGEMENTS OR PLANS SHALL BE USED BY OR DISCLOSED TO ANY PERSON, FIRM OR CORPORATION FOR ANY PURPOSE WHATSOEVER WITHOUT THE WRITTEN PERMISSION OF RONNETTE RILEY ARCHITECT.

© Copyright Ronnette Riley *Architect* 2021

Ronnette Riley *Architect*

494 Eighth Avenue, 15th Floor
New York, NY 10001
T 212 594 4015
F 212 594 2868
www.ronnetteriley.com

MEP Engineer:

Loring Consulting Engineers, Inc.
360 West 31st Street, 14th Floor
New York, NY 10001-2727
T 212-563 7400
www.loringengineers.com
New York City .Washington, DC . Princeton . Durham . Toronto

Structural Engineer:

Silman
32 Old Slip, 10th Floor
New York, NY 10005
T 212-620 7970
www.Silman.com

Rev	Date	Issue
-	11 JUN 2021	SD Submission
-	22 OCT 2021	DD Review
-	23 NOV 2021	Issue for DD 50%
-	4 MAR 2022	Issue for Final DD
-	6 DEC 2022	CD Review
-	28 FEB 2023	CD Final

Title

MECHANICAL 3RD FLOOR PARTIAL PLANS - SHEET 2

Date	06-11-2021
Project No.	12328.000
Drawing By	AMA
CHK By	RS
Scale	AS NOTED

DOB Rev
M-203.00
13 OF 28

DOB SCAN

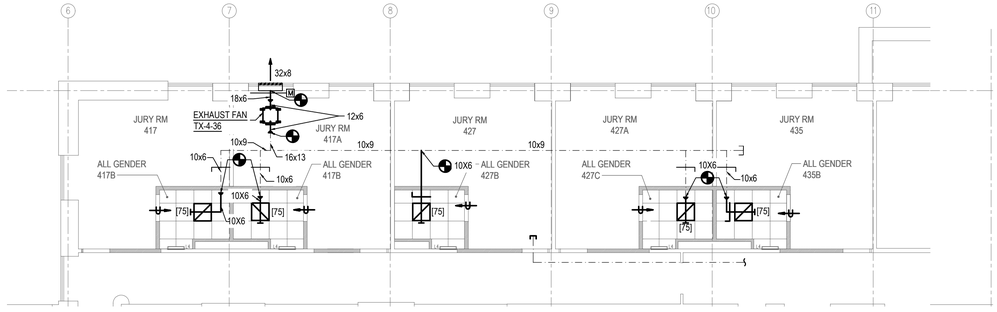

2 REFLECTED CEILING PLAN
1/8"=1'-0"

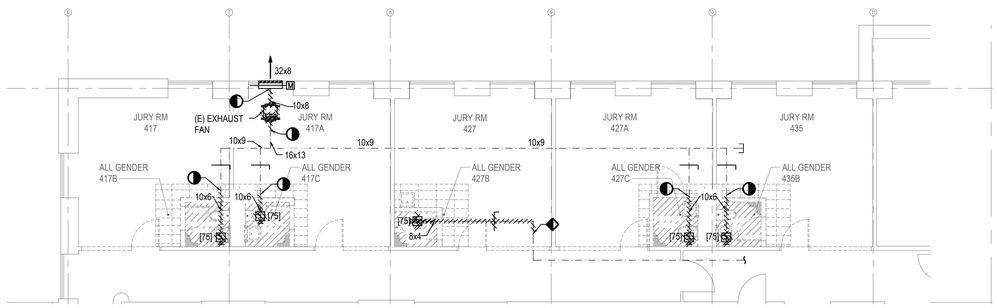

1 SELECTIVE REMOVAL PLAN
1/8"=1'-0"

NOTES:

1. BALANCE ALL AIR OUTLET DIFFUSERS.
2. PROVIDE VOLUME DAMPERS AT EACH LOW PRESSURE SUPPLY, RETURN AND EXHAUST DUCT BRANCH TAKE-OFF.
3. PROVIDE PRE-DEMOLITION AIR TEST READINGS REPORT FOR REVIEW FOR EACH SUPPLY, RETURN AND EXHAUST AIR OUTLET INDICATED ON DEMOLITION PLANS WITH CFM READINGS IDENTIFYING EACH AIR OUTLET ON KEY PLANS LAYOUT WITH OUTLET NUMBER AND SIZES. PROVIDE PRE - DEMOLITION AND FULL TOILET EXHAUST BALANCING FOR SYSTEMS INDICATED ON RISER DIAGRAMS M-401 & M-402.

N 0 4 8 16 FEET

KINGS COUNTY SUPREME COURT BUILDING ACCESSIBILITY RENOVATIONS

360 Adams Street
Brooklyn NY 11201

Conditions

ALL IDEAS, DESIGNS, ARRANGEMENTS AND PLANS INDICATED OR REPRESENTED BY THIS DRAWING ARE OWNED BY, AND THE PROPERTY OF RONNETTE RILEY ARCHITECT AND WERE CREATED, EVOLVED AND DEVELOPED FOR THE USE ON, AND IN CONNECTION WITH THE SPECIFIED PROJECT.
NONE OF SUCH IDEAS, DESIGNS, ARRANGEMENTS OR PLANS SHALL BE USED BY OR DISCLOSED TO ANY PERSON, FIRM OR CORPORATION FOR ANY PURPOSE WHATSOEVER WITHOUT THE WRITTEN PERMISSION OF RONNETTE RILEY ARCHITECT.

© Copyright Ronnette Riley *Architect* 2021

Ronnette Riley *Architect*

494 Eighth Avenue, 15th Floor
New York, NY 10001
T 212 594 4015
F 212 594 2868
www.ronnetteriley.com

MEP Engineer:

Loring Consulting Engineers, Inc.
360 West 31st Street, 14th Floor
New York, NY 10001-2727
T 212-563 7400
www.loringengineers.com
New York City .Washington, DC . Princeton . Durham . Toronto

Structural Engineer:

Silman
32 Old Slip, 10th Floor
New York, NY 10005
T 212-620 7970
www.Silman.com

Rev	Date	Issue
-	11 JUN 2021	SD Submission
-	22 OCT 2021	DD Review
-	23 NOV 2021	Issue for DD 50%
-	4 MAR 2022	Issue for Final DD
-	6 DEC 2022	CD Review
-	28 FEB 2023	CD Final

Title

MECHANICAL 4TH FLOOR PARTIAL PLANS

Date	06-11-2021
Project No.	12328.000
Drawing By	AMA
CHK By	RS
Scale	AS NOTED

DOB Rev
M-204.00
14 OF 28

DOB SCAN

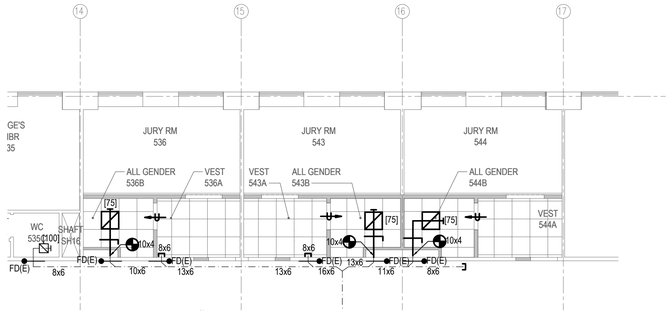

2 REFLECTED CEILING PLAN
1/8"=1'-0"

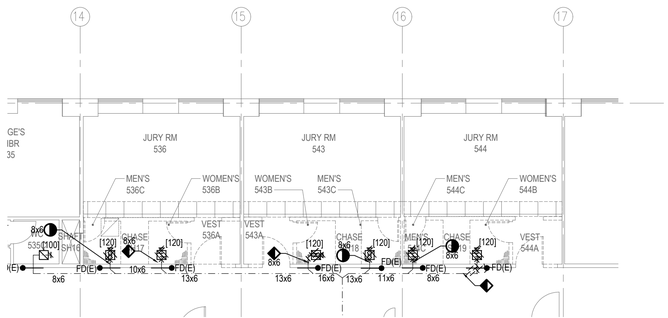

1 SELECTIVE REMOVAL PLAN
1/8"=1'-0"

NOTES:

1. BALANCE ALL AIR OUTLET DIFFUSERS.
2. PROVIDE VOLUME DAMPERS AT EACH LOW PRESSURE SUPPLY, RETURN AND EXHAUST DUCT BRANCH TAKE-OFF.
3. PROVIDE PRE-DEMOLITION AIR TEST READINGS REPORT FOR REVIEW FOR EACH SUPPLY, RETURN AND EXHAUST AIR OUTLET INDICATED ON DEMOLITION PLANS WITH CFM READINGS IDENTIFYING EACH AIR OUTLET ON KEY PLANS LAYOUT WITH OUTLET NUMBER AND SIZES. PROVIDE PRE - DEMOLITION AND FULL TOILET EXHAUST BALANCING FOR SYSTEMS INDICATED ON RISER DIAGRAMS M-401 & M-402.

N 0 4 8 16 FEET

KINGS COUNTY SUPREME COURT BUILDING ACCESSIBILITY RENOVATIONS

360 Adams Street
Brooklyn NY 11201

Conditions

ALL IDEAS, DESIGNS, ARRANGEMENTS AND PLANS INDICATED OR REPRESENTED BY THIS DRAWING ARE OWNED BY, AND THE PROPERTY OF RONNETTE RILEY ARCHITECT AND WERE CREATED, EVOLVED AND DEVELOPED FOR THE USE ON, AND IN CONNECTION WITH THE SPECIFIED PROJECT.
NONE OF SUCH IDEAS, DESIGNS, ARRANGEMENTS OR PLANS SHALL BE USED BY OR DISCLOSED TO ANY PERSON, FIRM OR CORPORATION FOR ANY PURPOSE WHATSOEVER WITHOUT THE WRITTEN PERMISSION OF RONNETTE RILEY ARCHITECT.

© Copyright Ronnette Riley *Architect* 2021

Ronnette Riley *Architect*

494 Eighth Avenue, 15th Floor
New York, NY 10001
T 212 594 4015
F 212 594 2868
www.ronnetteriley.com

MEP Engineer:

Loring Consulting Engineers, Inc.
360 West 31st Street, 14th Floor
New York, NY 10001-2727
T 212-563 7400
www.loringengineers.com
New York City .Washington, DC . Princeton . Durham . Toronto

Structural Engineer:

Silman
32 Old Slip, 10th Floor
New York, NY 10005
T 212-620 7970
www.Silman.com

Rev	Date	Issue
-	11 JUN 2021	SD Submission
-	22 OCT 2021	DD Review
-	23 NOV 2021	Issue for DD 50%
-	4 MAR 2022	Issue for Final DD
-	6 DEC 2022	CD Review
-	28 FEB 2023	CD Final

Title

MECHANICAL 5TH FLOOR PARTIAL PLANS - SHEET 1

Date	06-11-2021
Project No.	12328.000
Drawing By	AMA
CHK By	RS
Scale	AS NOTED

DOB Rev
M-205.00
15 OF 28

DOB SCAN

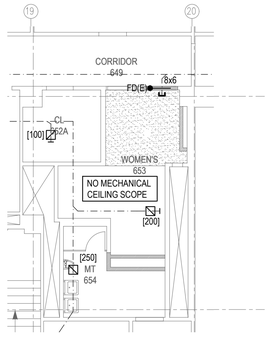

4 6TH FLOOR REFLECTED CEILING PLAN
1/8"=1'-0"

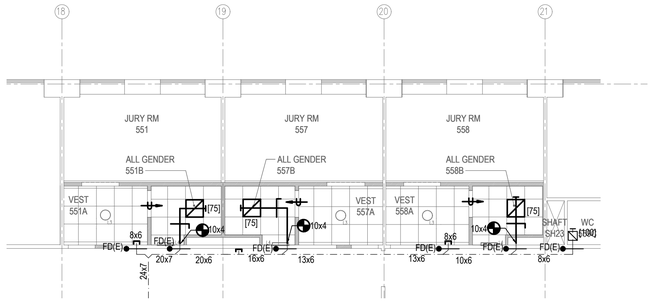

2 5TH FLOOR REFLECTED CEILING PLAN
1/8"=1'-0"

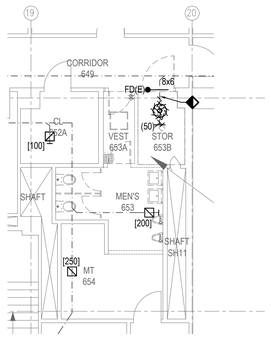

3 6TH FLOOR SELECTIVE REMOVAL PLAN
1/8"=1'-0"

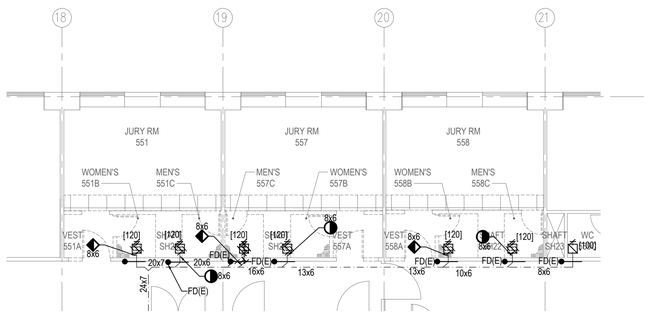

1 5TH FLOOR SELECTIVE REMOVAL PLAN
1/8"=1'-0"

NOTES:

1. BALANCE ALL AIR OUTLET DIFFUSERS.
2. PROVIDE VOLUME DAMPERS AT EACH LOW PRESSURE SUPPLY, RETURN AND EXHAUST DUCT BRANCH TAKE-OFF.
3. PROVIDE PRE-DEMOLITION AIR TEST READINGS REPORT FOR REVIEW FOR EACH SUPPLY, RETURN AND EXHAUST AIR OUTLET INDICATED ON DEMOLITION PLANS WITH CFM READINGS IDENTIFYING EACH AIR OUTLET ON KEY PLANS LAYOUT WITH OUTLET NUMBER AND SIZES. PROVIDE PRE - DEMOLITION AND FULL TOILET EXHAUST BALANCING FOR SYSTEMS INDICATED ON RISER DIAGRAMS M-401 & M-402.

N 0 4 8 16 FEET

KINGS COUNTY SUPREME COURT BUILDING ACCESSIBILITY RENOVATIONS

360 Adams Street
Brooklyn NY 11201

Conditions

ALL IDEAS, DESIGNS, ARRANGEMENTS AND PLANS INDICATED OR REPRESENTED BY THIS DRAWING ARE OWNED BY, AND THE PROPERTY OF RONNETTE RILEY ARCHITECT AND WERE CREATED, EVOLVED AND DEVELOPED FOR THE USE ON, AND IN CONNECTION WITH THE SPECIFIED PROJECT.
NONE OF SUCH IDEAS, DESIGNS, ARRANGEMENTS OR PLANS SHALL BE USED BY OR DISCLOSED TO ANY PERSON, FIRM OR CORPORATION FOR ANY PURPOSE WHATSOEVER WITHOUT THE WRITTEN PERMISSION OF RONNETTE RILEY ARCHITECT.

© Copyright Ronnette Riley *Architect* 2021

Ronnette Riley *Architect*

494 Eighth Avenue, 15th Floor
New York, NY 10001
T 212 594 4015
F 212 594 2868
www.ronnetteriley.com

MEP Engineer:

Loring Consulting Engineers, Inc.
360 West 31st Street, 14th Floor
New York, NY 10001-2727
T 212-563 7400
www.loringengineers.com
New York City .Washington, DC . Princeton . Durham . Toronto

Structural Engineer:

Silman
32 Old Slip, 10th Floor
New York, NY 10005
T 212-620 7970
www.Silman.com

Rev	Date	Issue
-	11 JUN 2021	SD Submission
-	22 OCT 2021	DD Review
-	23 NOV 2021	Issue for DD 50%
-	4 MAR 2022	Issue for Final DD
-	6 DEC 2022	CD Review
-	28 FEB 2023	CD Final

Title

MECHANICAL 5TH & 6TH FLOOR PARTIAL PLANS

Date	06-11-2021
Project No.	12328.000
Drawing By	AMA
CHK By	RS
Scale	AS NOTED

DOB Rev
M-206.00
16 OF 28

DOB SCAN

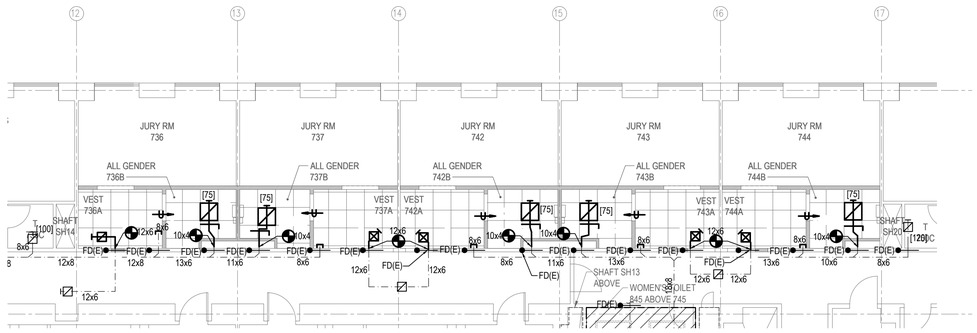

2 REFLECTED CEILING PLAN
1/8"=1'-0"

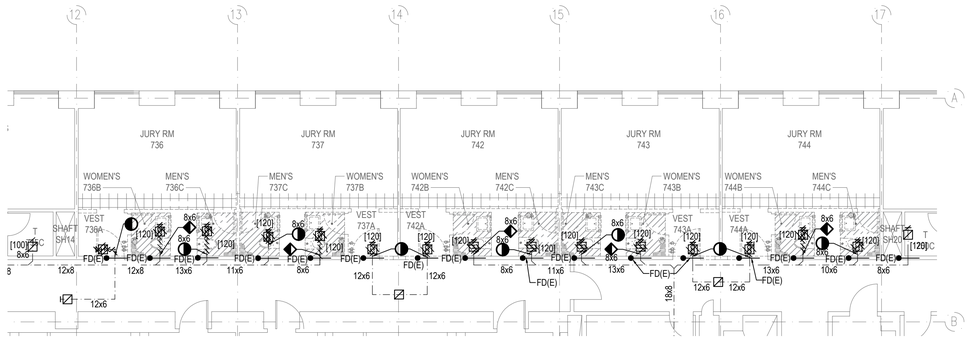

1 SELECTIVE REMOVAL PLAN
1/8"=1'-0"

NOTES:

1. BALANCE ALL AIR OUTLET DIFFUSERS.
2. PROVIDE VOLUME DAMPERS AT EACH LOW PRESSURE SUPPLY, RETURN AND EXHAUST DUCT BRANCH TAKE-OFF.
3. PROVIDE PRE-DEMOLITION AIR TEST READINGS REPORT FOR REVIEW FOR EACH SUPPLY, RETURN AND EXHAUST AIR OUTLET INDICATED ON DEMOLITION PLANS WITH CFM READINGS IDENTIFYING EACH AIR OUTLET ON KEY PLANS LAYOUT WITH OUTLET NUMBER AND SIZES. PROVIDE PRE - DEMOLITION AND FULL TOILET EXHAUST BALANCING FOR SYSTEMS INDICATED ON RISER DIAGRAMS M-401 & M-402.

N 0 4 8 16 FEET

KINGS COUNTY SUPREME COURT BUILDING ACCESSIBILITY RENOVATIONS

360 Adams Street
Brooklyn NY 11201

Conditions

ALL IDEAS, DESIGNS, ARRANGEMENTS AND PLANS INDICATED OR REPRESENTED BY THIS DRAWING ARE OWNED BY, AND THE PROPERTY OF RONNETTE RILEY ARCHITECT AND WERE CREATED, EVOLVED AND DEVELOPED FOR THE USE ON, AND IN CONNECTION WITH THE SPECIFIED PROJECT.
NONE OF SUCH IDEAS, DESIGNS, ARRANGEMENTS OR PLANS SHALL BE USED BY OR DISCLOSED TO ANY PERSON, FIRM OR CORPORATION FOR ANY PURPOSE WHATSOEVER WITHOUT THE WRITTEN PERMISSION OF RONNETTE RILEY ARCHITECT.

© Copyright Ronnette Riley *Architect* 2021

Ronnette Riley *Architect*

494 Eighth Avenue, 15th Floor
New York, NY 10001
T 212 594 4015
F 212 594 2868
www.ronnetteriley.com

MEP Engineer:

Loring Consulting Engineers, Inc.
360 West 31st Street, 14th Floor
New York, NY 10001-2727
T 212-563 7400
www.loringengineers.com
New York City .Washington, DC . Princeton . Durham . Toronto

Structural Engineer:

Silman
32 Old Slip, 10th Floor
New York, NY 10005
T 212-620 7970
www.Silman.com

Rev	Date	Issue
-	11 JUN 2021	SD Submission
-	22 OCT 2021	DD Review
-	23 NOV 2021	Issue for DD 50%
-	4 MAR 2022	Issue for Final DD
-	6 DEC 2022	CD Review
-	28 FEB 2023	CD Final

Title

MECHANICAL 7TH FLOOR PARTIAL PLANS

Date	06-11-2021
Project No.	12328.000
Drawing By	AMA
CHK By	RS
Scale	AS NOTED

DOB Rev
M-207.00
17 OF 28

DOB SCAN

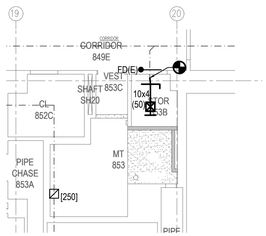

4 REFLECTED CEILING PLAN
1/8"=1'-0"

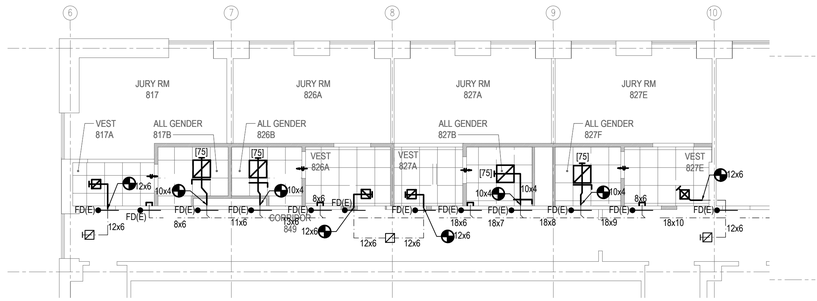

2 REFLECTED CEILING PLAN
1/8"=1'-0"

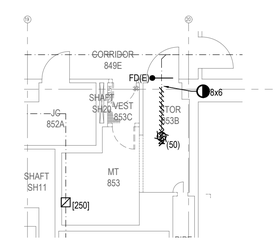

3 SELECTIVE REMOVAL PLAN
1/8"=1'-0"

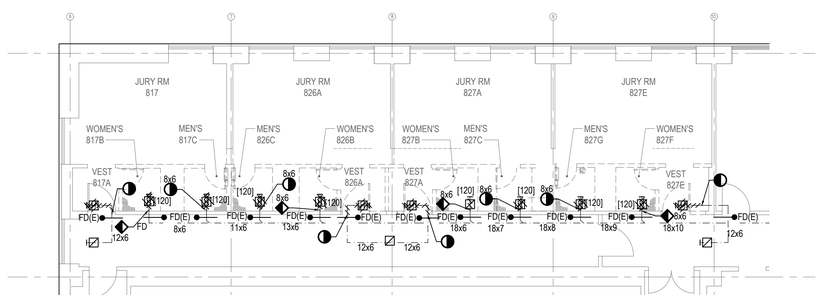

1 SELECTIVE REMOVAL PLAN
1/8"=1'-0"

NOTES:

1. BALANCE ALL AIR OUTLET DIFFUSERS.
2. PROVIDE VOLUME DAMPERS AT EACH LOW PRESSURE SUPPLY, RETURN AND EXHAUST DUCT BRANCH TAKE-OFF.
3. PROVIDE PRE-DEMOLITION AIR TEST READINGS REPORT FOR REVIEW FOR EACH SUPPLY, RETURN AND EXHAUST AIR OUTLET INDICATED ON DEMOLITION PLANS WITH CFM READINGS IDENTIFYING EACH AIR OUTLET ON KEY PLANS LAYOUT WITH OUTLET NUMBER AND SIZES. PROVIDE PRE - DEMOLITION AND FULL TOILET EXHAUST BALANCING FOR SYSTEMS INDICATED ON RISER DIAGRAMS M-401 & M-402.

N 0 4 8 16 FEET

KINGS COUNTY SUPREME COURT BUILDING ACCESSIBILITY RENOVATIONS

360 Adams Street
Brooklyn NY 11201

Conditions

ALL IDEAS, DESIGNS, ARRANGEMENTS AND PLANS INDICATED OR REPRESENTED BY THIS DRAWING ARE OWNED BY, AND THE PROPERTY OF RONNETTE RILEY ARCHITECT AND WERE CREATED, EVOLVED AND DEVELOPED FOR THE USE ON, AND IN CONNECTION WITH THE SPECIFIED PROJECT.
NONE OF SUCH IDEAS, DESIGNS, ARRANGEMENTS OR PLANS SHALL BE USED BY OR DISCLOSED TO ANY PERSON, FIRM OR CORPORATION FOR ANY PURPOSE WHATSOEVER WITHOUT THE WRITTEN PERMISSION OF RONNETTE RILEY ARCHITECT.

© Copyright Ronnette Riley *Architect* 2021

Ronnette Riley *Architect*

494 Eighth Avenue, 15th Floor
New York, NY 10001
T 212 594 4015
F 212 594 2868
www.ronnetteriley.com

MEP Engineer:

Loring Consulting Engineers, Inc.
360 West 31st Street, 14th Floor
New York, NY 10001-2727
T 212-563 7400
www.loringengineers.com
New York City .Washington, DC . Princeton . Durham . Toronto

Structural Engineer:

Silman
32 Old Slip, 10th Floor
New York, NY 10005
T 212-620 7970
www.Silman.com

Rev	Date	Issue
-	11 JUN 2021	SD Submission
-	22 OCT 2021	DD Review
-	23 NOV 2021	Issue for DD 50%
-	4 MAR 2022	Issue for Final DD
-	6 DEC 2022	CD Review
-	28 FEB 2023	CD Final

Title

MECHANICAL 7TH AND 8TH FLOOR PARTIAL PLANS

Date	06-11-2021
Project No.	12328.000
Drawing By	AMA
CHK By	RS
Scale	AS NOTED

DOB Rev
M-208.00
18 OF 28

DOB SCAN

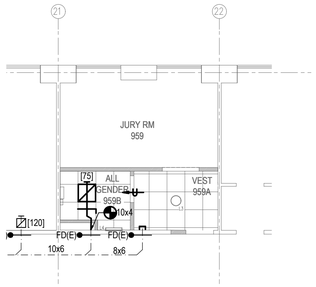

2 REFLECTED CEILING PLAN
1/8"=1'-0"

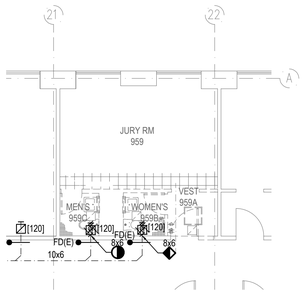

1 SELECTIVE REMOVAL PLAN
1/8"=1'-0"

NOTES:

1. BALANCE ALL AIR OUTLET DIFFUSERS.
2. PROVIDE VOLUME DAMPERS AT EACH LOW PRESSURE SUPPLY, RETURN AND EXHAUST DUCT BRANCH TAKE-OFF.
3. PROVIDE PRE-DEMOLITION AIR TEST READINGS REPORT FOR REVIEW FOR EACH SUPPLY, RETURN AND EXHAUST AIR OUTLET INDICATED ON DEMOLITION PLANS WITH CFM READINGS IDENTIFYING EACH AIR OUTLET ON KEY PLANS LAYOUT WITH OUTLET NUMBER AND SIZES. PROVIDE PRE - DEMOLITION AND FULL TOILET EXHAUST BALANCING FOR SYSTEMS INDICATED ON RISER DIAGRAMS M-401 & M-402.

N 0 4 8 16 FEET

KINGS COUNTY SUPREME COURT BUILDING ACCESSIBILITY RENOVATIONS

360 Adams Street
Brooklyn NY 11201

Conditions

ALL IDEAS, DESIGNS, ARRANGEMENTS AND PLANS INDICATED OR REPRESENTED BY THIS DRAWING ARE OWNED BY, AND THE PROPERTY OF RONNETTE RILEY ARCHITECT AND WERE CREATED, EVOLVED AND DEVELOPED FOR THE USE ON, AND IN CONNECTION WITH THE SPECIFIED PROJECT.
NONE OF SUCH IDEAS, DESIGNS, ARRANGEMENTS OR PLANS SHALL BE USED BY OR DISCLOSED TO ANY PERSON, FIRM OR CORPORATION FOR ANY PURPOSE WHATSOEVER WITHOUT THE WRITTEN PERMISSION OF RONNETTE RILEY ARCHITECT.

© Copyright Ronnette Riley *Architect* 2021

Ronnette Riley *Architect*

494 Eighth Avenue, 15th Floor
New York, NY 10001
T 212 594 4015
F 212 594 2868
www.ronnetteriley.com

MEP Engineer:

Loring Consulting Engineers, Inc.
360 West 31st Street, 14th Floor
New York, NY 10001-2727
T 212-563 7400
www.loringengineers.com
New York City .Washington, DC . Princeton . Durham . Toronto

Structural Engineer:

Silman
32 Old Slip, 10th Floor
New York, NY 10005
T 212-620 7970
www.Silman.com

Rev	Date	Issue
-	11 JUN 2021	SD Submission
-	22 OCT 2021	DD Review
-	23 NOV 2021	Issue for DD 50%
-	4 MAR 2022	Issue for Final DD
-	6 DEC 2022	CD Review
-	28 FEB 2023	CD Final

Title

MECHANICAL 9TH FLOOR PARTIAL PLANS

Date	06-11-2021
Project No.	12328.000
Drawing By	AMA
CHK By	RS
Scale	AS NOTED

DOB Rev
M-209.00
19 OF 28

DOB SCAN

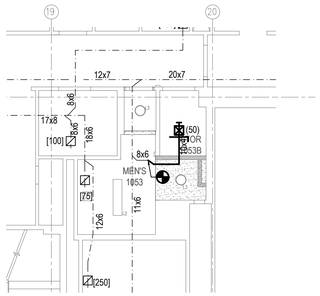

2 REFLECTED CEILING PLAN
1/8"=1'-0"

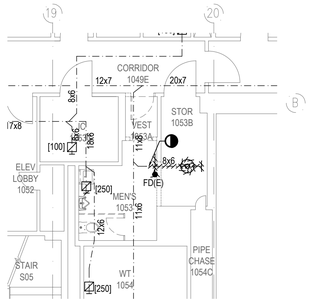

1 SELECTIVE REMOVAL PLAN
1/8"=1'-0"

NOTES:

1. BALANCE ALL AIR OUTLET DIFFUSERS.
2. PROVIDE VOLUME DAMPERS AT EACH LOW PRESSURE SUPPLY, RETURN AND EXHAUST DUCT BRANCH TAKE-OFF.
3. PROVIDE PRE-DEMOLITION AIR TEST READINGS REPORT FOR REVIEW FOR EACH SUPPLY, RETURN AND EXHAUST AIR OUTLET INDICATED ON DEMOLITION PLANS WITH CFM READINGS IDENTIFYING EACH AIR OUTLET ON KEY PLANS LAYOUT WITH OUTLET NUMBER AND SIZES. PROVIDE PRE - DEMOLITION AND FULL TOILET EXHAUST BALANCING FOR SYSTEMS INDICATED ON RISER DIAGRAMS M-401 & M-402.

N 0 4 8 16 FEET

KINGS COUNTY SUPREME COURT BUILDING ACCESSIBILITY RENOVATIONS

360 Adams Street
Brooklyn NY 11201

Conditions

ALL IDEAS, DESIGNS, ARRANGEMENTS AND PLANS INDICATED OR REPRESENTED BY THIS DRAWING ARE OWNED BY, AND THE PROPERTY OF RONNETTE RILEY ARCHITECT AND WERE CREATED, EVOLVED AND DEVELOPED FOR THE USE ON, AND IN CONNECTION WITH THE SPECIFIED PROJECT.
NONE OF SUCH IDEAS, DESIGNS, ARRANGEMENTS OR PLANS SHALL BE USED BY OR DISCLOSED TO ANY PERSON, FIRM OR CORPORATION FOR ANY PURPOSE WHATSOEVER WITHOUT THE WRITTEN PERMISSION OF RONNETTE RILEY ARCHITECT.

© Copyright Ronnette Riley *Architect* 2021

Ronnette Riley *Architect*

494 Eighth Avenue, 15th Floor
New York, NY 10001
T 212 594 4015
F 212 594 2868
www.ronnetteriley.com

MEP Engineer:

Loring Consulting Engineers, Inc.
360 West 31st Street, 14th Floor
New York, NY 10001-2727
T 212-563 7400
www.loringengineers.com
New York City .Washington, DC . Princeton . Durham . Toronto

Structural Engineer:

Silman
32 Old Slip, 10th Floor
New York, NY 10005
T 212-620 7970
www.Silman.com

Rev	Date	Issue
-	11 JUN 2021	SD Submission
-	22 OCT 2021	DD Review
-	23 NOV 2021	Issue for DD 50%
-	4 MAR 2022	Issue for Final DD
-	6 DEC 2022	CD Review
-	28 FEB 2023	CD Final

Title

MECHANICAL 10TH FLOOR PARTIAL PLANS

Date	06-11-2021
Project No.	12328.000
Drawing By	AMA
CHK By	RS
Scale	AS NOTED

DOB Rev
M-210.00
20 OF 28

DOB SCAN

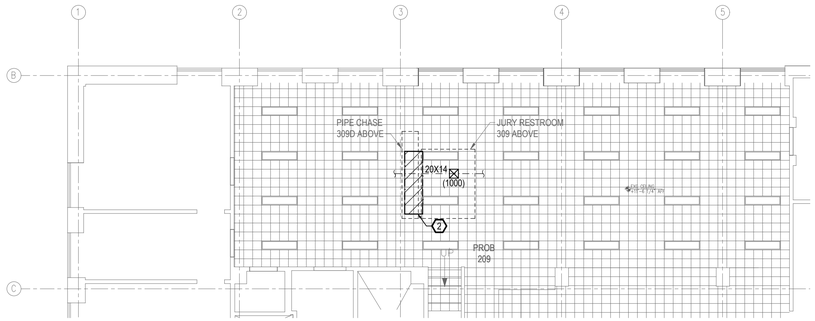

10 2ND FL. REFLECTED CEILING PLAN - PROB 209
1/8"=1'-0"

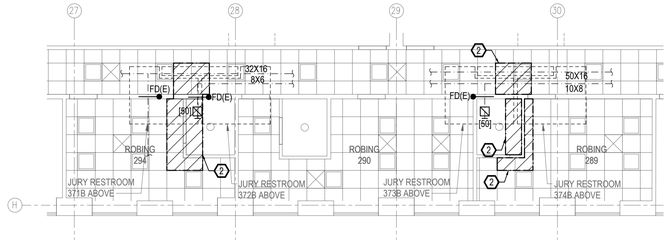

6 2ND FL. REFLECTED CEILING PLAN - ROBING 289, 290, 294 AND CORRIDOR
1/8"=1'-0"

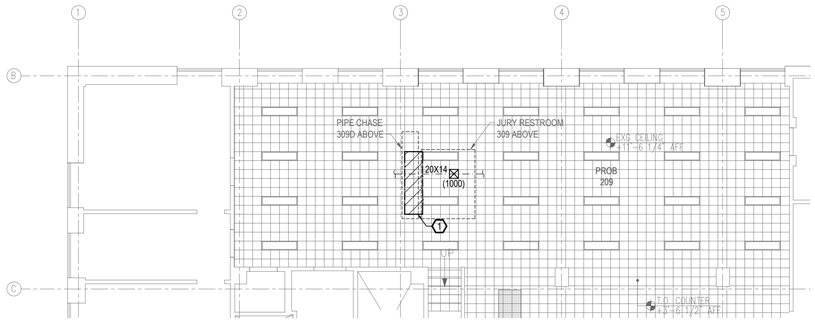

9 2ND FL. SELECTIVE REMOVAL PLAN - PROB 209
1/8"=1'-0"

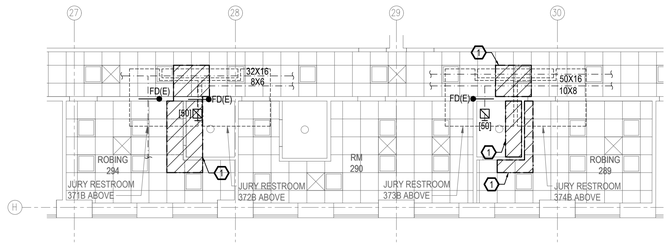

5 2ND FL. SELECTIVE REMOVAL PLAN - ROBING 289, 290, 294 AND CORRIDOR
1/8"=1'-0"

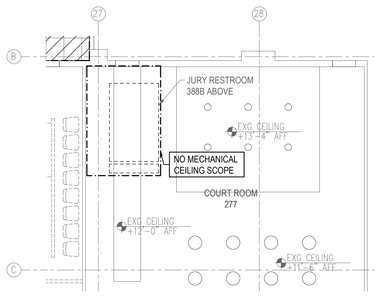

8 2ND FL. REFLECTED CEILING PLAN - COURT ROOM 277
1/8"=1'-0"

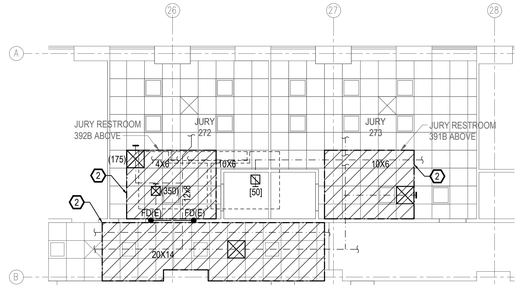

4 2ND FL. REFLECTED CEILING PLAN - JURY 272, 273 AND CORRIDOR
1/8"=1'-0"

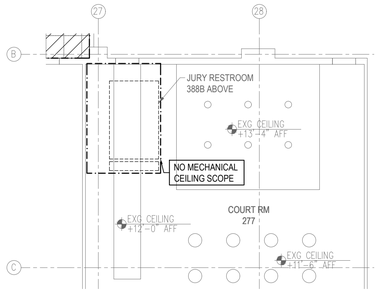

7 2ND FL. SELECTIVE REMOVAL PLAN - COURT ROOM 277
1/8"=1'-0"

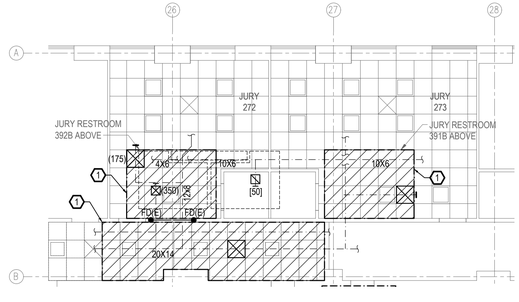

3 2ND FL. SELECTIVE REMOVAL PLAN - JURY 272, 273 AND CORRIDOR
1/8"=1'-0"

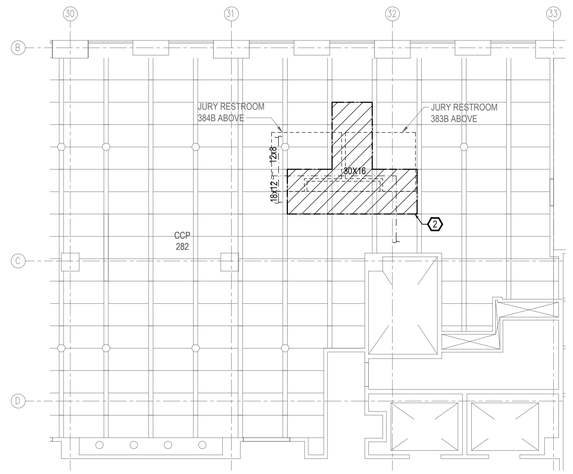

2 2ND FL. REFLECTED CEILING PLAN - CCP 282
1/8"=1'-0"

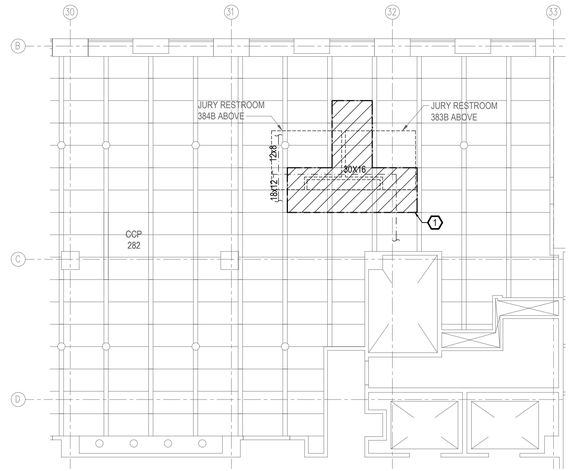

1 2ND FL. SELECTIVE REMOVAL PLAN - CCP 282
1/8"=1'-0"

KEY NOTES - MECHANICAL PLANS:

1. UNIT PRICE BASIS SCOPE: TEMPORARILY REMOVE, PROTECT / STORE HVAC DUCTWORK, DIFFUSERS, AND REGISTERS TO ACCOMMODATE PLUMBING PIPING ABOVE THE CEILING. COORDINATE WITH PLUMBING WORK.
2. UNIT PRICE BASIS SCOPE: RE-INSTALL THE EXISTING HVAC DUCTWORK, DIFFUSERS AND REGISTERS TO ACCOMMODATE PLUMBING PIPING ABOVE THE CEILING. COORDINATE WITH PLUMBING WORK.

0 4 8 16 FEET

LEGEND

- AREA TO BE REMOVED
- SPACE ABOVE

KINGS COUNTY SUPREME COURT BUILDING ACCESSIBILITY RENOVATIONS

360 Adams Street
Brooklyn NY 11201

Conditions

ALL IDEAS, DESIGNS, ARRANGEMENTS AND PLANS INDICATED OR REPRESENTED BY THIS DRAWING ARE OWNED BY, AND THE PROPERTY OF RONNETTE RILEY ARCHITECT AND WERE CREATED, EVOLVED AND DEVELOPED FOR THE USE ON, AND IN CONNECTION WITH THE SPECIFIED PROJECT.
NONE OF SUCH IDEAS, DESIGNS, ARRANGEMENTS OR PLANS SHALL BE USED BY OR DISCLOSED TO ANY PERSON, FIRM OR CORPORATION FOR ANY PURPOSE WHATSOEVER WITHOUT THE WRITTEN PERMISSION OF RONNETTE RILEY ARCHITECT.

© Copyright Ronnette Riley *Architect* 2021

Ronnette Riley *Architect*

494 Eighth Avenue, 15th Floor
New York, NY 10001
T 212 594 4015
F 212 594 2868
www.ronnetteriley.com

MEP Engineer:

Loring Consulting Engineers, Inc.
360 West 31st STreet, 14th Floor
New York, NY 10001-2727
T 212-563 7400
www.loringengineers.com
New York City .Washington, DC . Princeton . Durham . Toronto

Structural Engineer:

Silman
32 Old Slip, 10th Floor
New York, NY 10005
T 212-620 7970
www.Silman.com

Rev	Date	Issue
-	11 JUN 2021	SD Submission
-	22 OCT 2021	DD Review
-	23 NOV 2021	Issue for DD 50%
-	4 MAR 2022	Issue for Final DD
-	6 DEC 2022	CD Review
-	28 FEB 2023	CD Final

Title

MECHANICAL 2ND FLOOR PARTIAL PLANS

Date	06-11-2021
Project No.	12328.000
Drawing By	AMA
CHK By	RS
Scale	AS NOTED

DOB Rev
M-211.00
21 OF 28

DOB SCAN

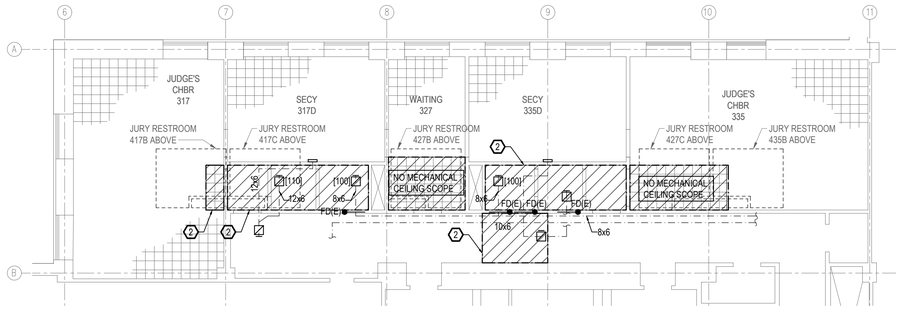

6 3RD FL. REFLECTED CEILING PLAN - JUDGE'S CHBR 317, 335 AND SECY 317D AND WAITING 327
1/8"=1'-0"

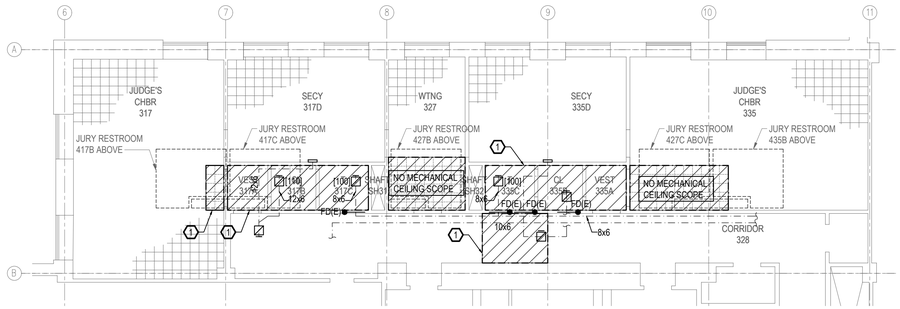

5 3RD FL. SELECTIVE REMOVAL PLAN - JUDGE'S CHBR 317, 335 AND SECY 317D AND WAITING 327
1/8"=1'-0"

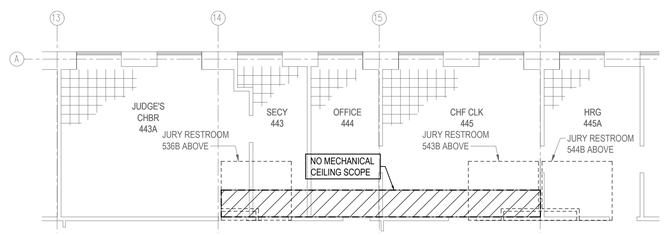

4 4TH FL. REFLECTED CEILING PLAN - JUDGE'S CHBR 443A, SECY 443, OFFICE 444, CHF CLK 445 AND HRG 445A
1/8"=1'-0"

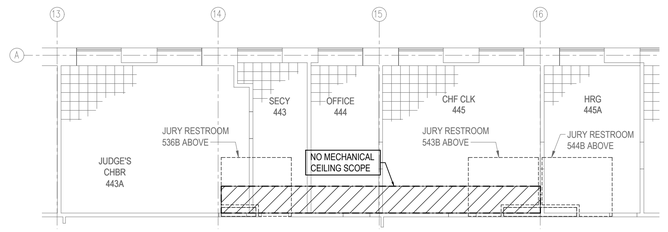

3 4TH FL. SELECTIVE REMOVAL PLAN - JUDGE'S CHBR 443A, SECY 443, OFFICE 444, CHF CLK 445 AND HRG 445A
1/8"=1'-0"

KEY NOTES - MECHANICAL PLANS:

1. UNIT PRICE BASIS SCOPE: TEMPORARILY REMOVE, PROTECT / STORE HVAC DUCTWORK, DIFFUSERS, AND REGISTERS TO ACCOMMODATE PLUMBING PIPING ABOVE THE CEILING. COORDINATE WITH PLUMBING WORK.
2. UNIT PRICE BASIS SCOPE: RE-INSTALL THE EXISTING HVAC DUCTWORK, DIFFUSERS AND REGISTERS TO ACCOMMODATE PLUMBING PIPING ABOVE THE CEILING. COORDINATE WITH PLUMBING WORK

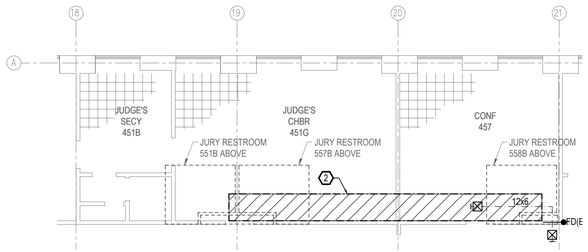

2 4TH FL. REFLECTED CEILING - SECY 451B, JUDGE'S CHBR 451G AND CONF 457
1/8"=1'-0"

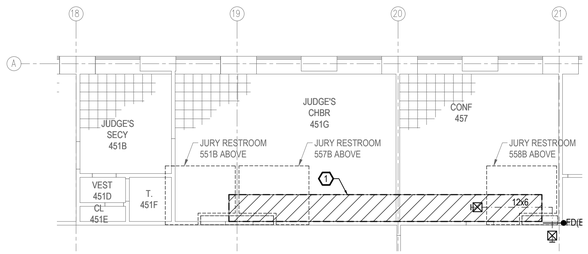

1 4TH FL. SELECTIVE REMOVAL PLAN - SECY 451B, JUDGE'S CHBR 451G AND CONF 457
1/8"=1'-0"

0 4 8 16 FEET

LEGEND
- AREA TO BE REMOVED
- SPACE ABOVE

KINGS COUNTY SUPREME COURT BUILDING ACCESSIBILITY RENOVATIONS

360 Adams Street
Brooklyn NY 11201

Conditions

ALL IDEAS, DESIGNS, ARRANGEMENTS AND PLANS INDICATED OR REPRESENTED BY THIS DRAWING ARE OWNED BY, AND THE PROPERTY OF RONNETTE RILEY ARCHITECT AND WERE CREATED, EVOLVED AND DEVELOPED FOR THE USE ON, AND IN CONNECTION WITH THE SPECIFIED PROJECT.
NONE OF SUCH IDEAS, DESIGNS, ARRANGEMENTS OR PLANS SHALL BE USED BY OR DISCLOSED TO ANY PERSON, FIRM OR CORPORATION FOR ANY PURPOSE WHATSOEVER WITHOUT THE WRITTEN PERMISSION OF RONNETTE RILEY ARCHITECT.

© Copyright Ronnette Riley *Architect* 2021

Ronnette Riley *Architect*

494 Eighth Avenue, 15th Floor
New York, NY 10001
T 212 594 4015
F 212 594 2868
www.ronnetteriley.com

MEP Engineer:

Loring Consulting Engineers, Inc.
360 West 31st Street, 14th Floor
New York, NY 10001-2727
T 212-563 7400
www.loringengineers.com
New York City .Washington, DC . Princeton . Durham . Toronto

Structural Engineer:

Silman
32 Old Slip, 10th Floor
New York, NY 10005
T 212-620 7970
www.Silman.com

Rev	Date	Issue
-	11 JUN 2021	SD Submission
-	22 OCT 2021	DD Review
-	23 NOV 2021	Issue for DD 50%
-	4 MAR 2022	Issue for Final DD
-	6 DEC 2022	CD Review
-	28 FEB 2023	CD Final

Title

MECHANICAL 3RD, 4TH FLOOR PARTIAL PLANS

Date	06-11-2021
Project No.	12328.000
Drawing By	AMA
CHK By	RS
Scale	AS NOTED

DOB Rev
M-212.00
22 OF 28

DOB SCAN

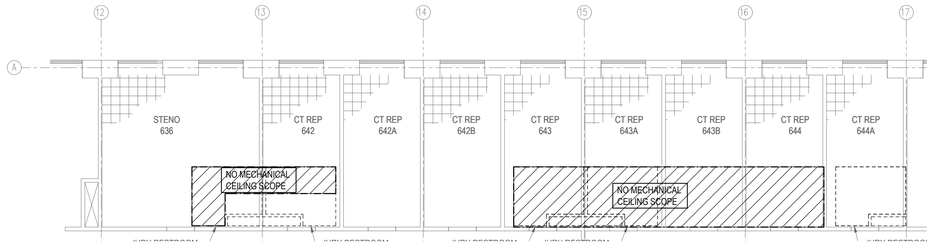

6 6TH FL. REFLECTED CEILING PLAN - STENO 636, CT REP 642, 643, 643A, 643B, 644 AND 644A
1/8"=1'-0"

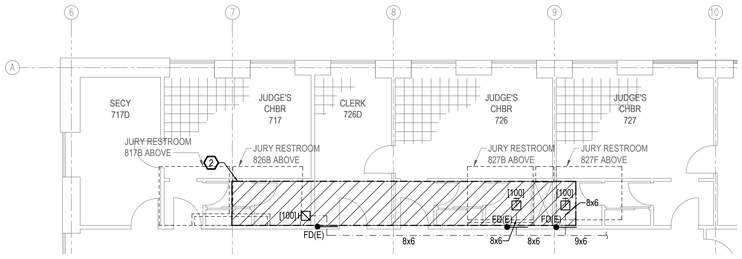

4 7TH FL. REFLECTED CEILING PLAN - JEDGE'S CHBR 717, 726, 727, SECY 717D AND CLERK 726D
1/8"=1'-0"

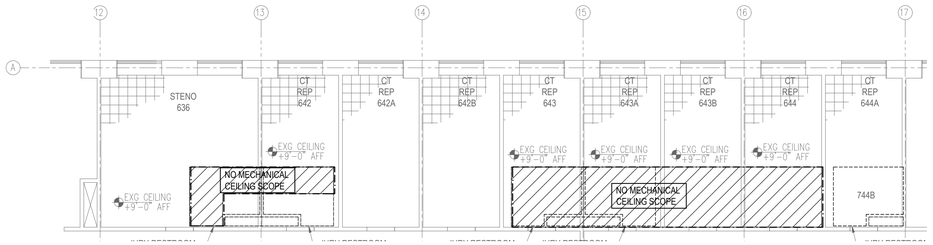

5 6TH FL. SELECTIVE REMOVAL PLAN - STENO 636, CT REP 642, 643, 643A, 643B, 644 AND 644A
1/8"=1'-0"

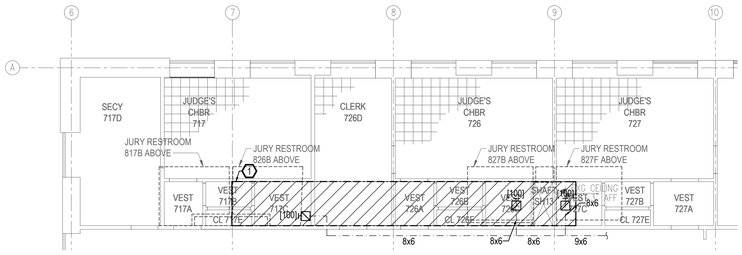

3 7TH FL. SELECTIVE REMOVAL PLAN - JEDGE'S CHBR 717, 726, 727, SECY 717D AND CLERK 726D
1/8"=1'-0"

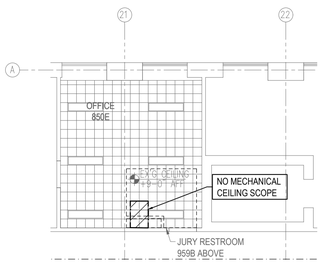

2 8TH FL. REFLECTED CEILING PLAN - OFFICE 850E
1/8"=1'-0"

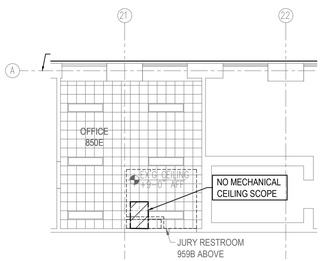

1 8TH FL. SELECTIVE REMOVAL PLAN - OFFICE 850E
1/8"=1'-0"

KEY NOTES - MECHANICAL PLANS:

1. UNIT PRICE BASIS SCOPE: TEMPORARILY REMOVE, PROTECT / STORE HVAC DUCTWORK, DIFFUSERS, AND REGISTERS TO ACCOMMODATE PLUMBING PIPING ABOVE THE CEILING. COORDINATE WITH PLUMBING WORK.
2. UNIT PRICE BASIS SCOPE: RE-INSTALL THE EXISTING HVAC DUCTWORK, DIFFUSERS AND REGISTERS TO ACCOMMODATE PLUMBING PIPING ABOVE THE CEILING. COORDINATE WITH PLUMBING WORK

0 4 8 16 FEET

LEGEND
- AREA TO BE REMOVED
- SPACE ABOVE

KINGS COUNTY SUPREME COURT BUILDING ACCESSIBILITY RENOVATIONS

360 Adams Street
Brooklyn NY 11201

Conditions

ALL IDEAS, DESIGNS, ARRANGEMENTS AND PLANS INDICATED OR REPRESENTED BY THIS DRAWING ARE OWNED BY, AND THE PROPERTY OF RONNETTE RILEY ARCHITECT AND WERE CREATED, EVOLVED AND DEVELOPED FOR THE USE ON, AND IN CONNECTION WITH THE SPECIFIED PROJECT.
NONE OF SUCH IDEAS, DESIGNS, ARRANGEMENTS OR PLANS SHALL BE USED BY OR DISCLOSED TO ANY PERSON, FIRM OR CORPORATION FOR ANY PURPOSE WHATSOEVER WITHOUT THE WRITTEN PERMISSION OF RONNETTE RILEY ARCHITECT.

© Copyright Ronnette Riley *Architect* 2021

Ronnette Riley *Architect*

494 Eighth Avenue, 15th Floor
New York, NY 10001
T 212 594 4015
F 212 594 2868
www.ronnetteriley.com

MEP Engineer:

Loring Consulting Engineers, Inc.
360 West 31st Street, 14th Floor
New York, NY 10001-2727
T 212-563 7400
www.loringengineers.com
New York City .Washington, DC . Princeton . Durham . Toronto

Structural Engineer:

Silman
32 Old Slip , 10th Floor
New York, NY 10005
T 212-620 7970
www.Silman.com

Rev	Date	Issue
-	11 JUN 2021	SD Submission
-	22 OCT 2021	DD Review
-	23 NOV 2021	Issue for DD 50%
-	4 MAR 2022	Issue for Final DD
-	6 DEC 2022	CD Review
-	28 FEB 2023	CD Final

Title

MECHANICAL 6TH, 7TH, 8TH FLOOR PARTIAL PLANS

Date	06-11-2021
Project No.	12328.000
Drawing By	AMA
CHK By	RS
Scale	AS NOTED

DOB Rev
M-213.00
23 OF 28

DOB SCAN

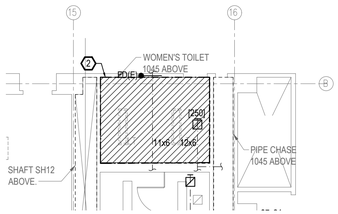

12 9TH FL. REFLECTED CEILING PLAN - WOMEN'S TOILET 945
1/8"=1'-0"

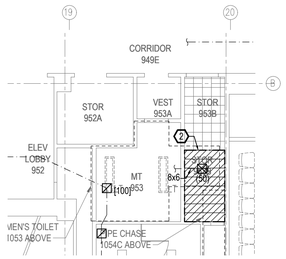

11 9TH FL. REFLECTED CEILING PLAN - STORAGE 953B
1/8"=1'-0"

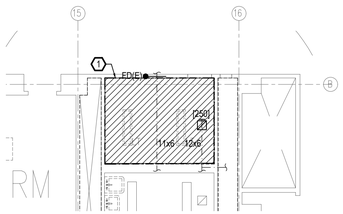

10 9TH FL. SELECTIVE REMOVAL PLAN - WOMENS'S TOILET 945
1/8"=1'-0"

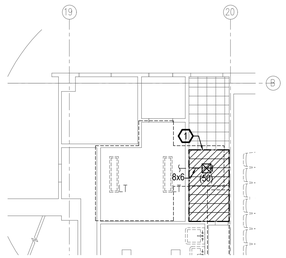

9 9TH FL. SELECTIVE REMOVAL PLAN - STORAGE 953B
1/8"=1'-0"

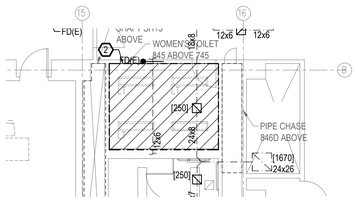

8 7TH FL. REFLECTED CEILING PLAN - WOMEN'S TOILET 745
1/8"=1'-0"



6 7TH FL. REFLECTED CEILING PLAN - STORAGE 753B
1/8"=1'-0"

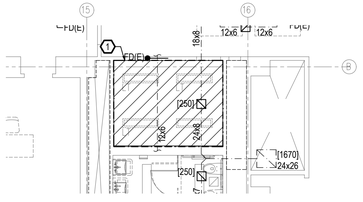

7 7TH FL. SELECTIVE REMOVAL PLAN - WOMENS'S TOILET 7445
1/8"=1'-0"

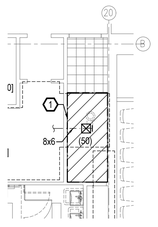

5 7TH FL. SELECTIVE REMOVAL PLAN - STORAGE 753B
1/8"=1'-0"

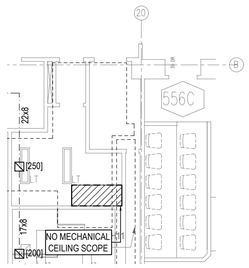

4 5TH FL. REFLECTED CEILING PLAN - TOILET 553
1/8"=1'-0"

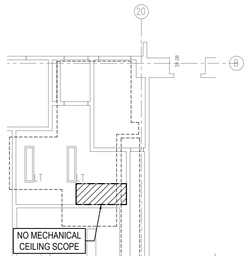

3 5TH FL. SELECTIVE REMOVAL PLAN - TOILET 553
1/8"=1'-0"

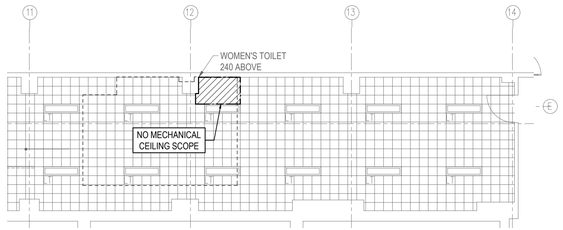

2 1ST FL. REFLECTED CEILING PLAN - STORAGE 139
1/8"=1'-0"

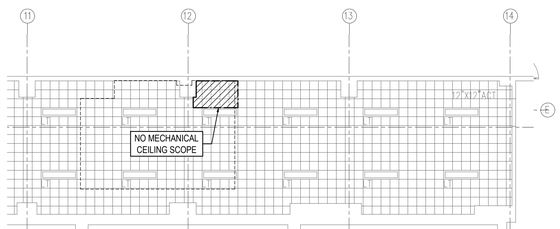

1 1ST FL. SELECTIVE REMOVAL PLAN - STORAGE 139
1/8"=1'-0"

0 4 8 16 FEET

LEGEND

AREA TO BE REMOVED

SPACE ABOVE

KEY NOTES - MECHANICAL PLANS:

1. UNIT PRICE BASIS SCOPE: TEMPORARILY REMOVE, PROTECT / STORE HVAC DUCTWORK, DIFFUSERS, AND REGISTERS TO ACCOMMODATE PLUMBING PIPING ABOVE THE CEILING. COORDINATE WITH PLUMBING WORK.
2. UNIT PRICE BASIS SCOPE: RE-INSTALL THE EXISTING HVAC DUCTWORK, DIFFUSERS AND REGISTERS TO ACCOMMODATE PLUMBING PIPING ABOVE THE CEILING. COORDINATE WITH PLUMBING WORK

KINGS COUNTY SUPREME COURT BUILDING ACCESSIBILITY RENOVATIONS

360 Adams Street
Brooklyn NY 11201

Conditions

ALL IDEAS, DESIGNS, ARRANGEMENTS AND PLANS INDICATED OR REPRESENTED BY THIS DRAWING ARE OWNED BY, AND THE PROPERTY OF RONNETTE RILEY ARCHITECT AND WERE CREATED, EVOLVED AND DEVELOPED FOR THE USE ON, AND IN CONNECTION WITH THE SPECIFIED PROJECT.
NONE OF SUCH IDEAS, DESIGNS, ARRANGEMENTS OR PLANS SHALL BE USED BY OR DISCLOSED TO ANY PERSON, FIRM OR CORPORATION FOR ANY PURPOSE WHATSOEVER WITHOUT THE WRITTEN PERMISSION OF RONNETTE RILEY ARCHITECT.

© Copyright Ronnette Riley *Architect* 2021

Ronnette Riley *Architect*

494 Eighth Avenue, 15th Floor
New York, NY 10001
T 212 594 4015
F 212 594 2868
www.ronnetteriley.com

MEP Engineer:

Loring Consulting Engineers, Inc.
360 West 31st Street, 14th Floor
New York, NY 10001-2727
T 212-563 7400
www.loringengineers.com
New York City .Washington, DC . Princeton . Durham . Toronto

Structural Engineer:

Silman
32 Old Slip, 10th Floor
New York, NY 10005
T 212-620 7970
www.Silman.com

Rev	Date	Issue
-	11 JUN 2021	SD Submission
-	22 OCT 2021	DD Review
-	23 NOV 2021	Issue for DD 50%
-	4 MAR 2022	Issue for Final DD
-	6 DEC 2022	CD Review
-	28 FEB 2023	CD Final

Title

MECHANICAL 1ST, 5TH, 7TH & 9TH FL. PARTIAL PLANS

Date	06-11-2021
Project No.	12328.000
Drawing By	AMA
CHK By	RS
Scale	AS NOTED

DOB Rev

M-214.00

24 OF 28

DOB SCAN

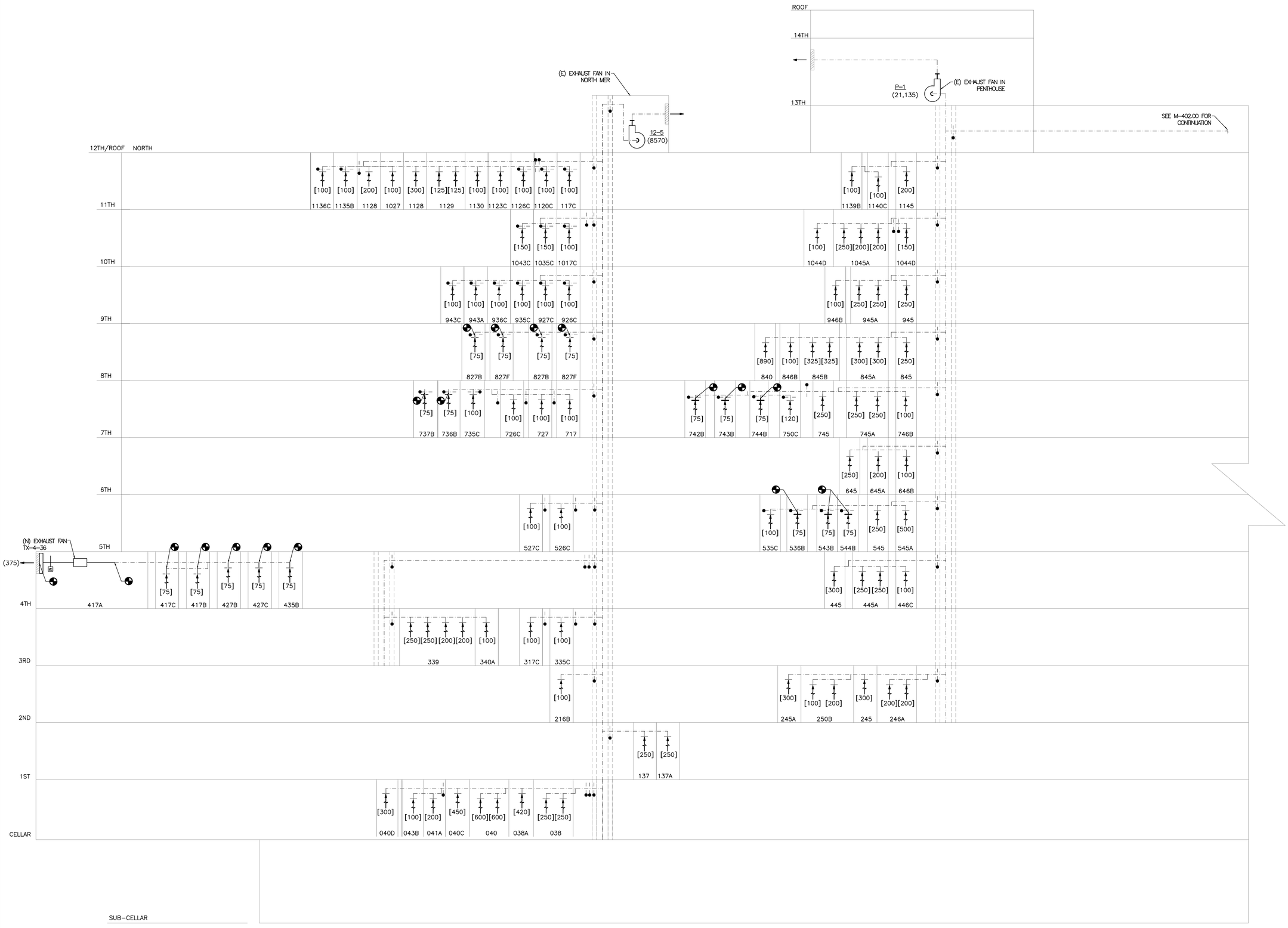

KINGS COUNTY SUPREME COURT BUILDING ACCESSIBILITY RENOVATIONS

360 Adams Street
Brooklyn NY 11201

Conditions

ALL IDEAS, DESIGNS, ARRANGEMENTS AND PLANS INDICATED OR REPRESENTED BY THIS DRAWING ARE OWNED BY, AND THE PROPERTY OF RONNETTE RILEY ARCHITECT AND WERE CREATED, EVOLVED AND DEVELOPED FOR THE USE ON, AND IN CONNECTION WITH THE SPECIFIED PROJECT.
NONE OF SUCH IDEAS, DESIGNS, ARRANGEMENTS OR PLANS SHALL BE USED BY OR DISCLOSED TO ANY PERSON, FIRM OR CORPORATION FOR ANY PURPOSE WHATSOEVER WITHOUT THE WRITTEN PERMISSION OF RONNETTE RILEY ARCHITECT.

© Copyright Ronnette Riley *Architect* 2021

Ronnette Riley *Architect*

494 Eighth Avenue, 15th Floor
New York, NY 10001
T 212 594 4015
F 212 594 2868
www.ronnetteriley.com

MEP Engineer:

Loring Consulting Engineers, Inc.
360 West 31st Street, 14th Floor
New York, NY 10001-2727
T 212-563 7400
www.loringengineers.com
New York City .Washington, DC . Princeton . Durham . Toronto

Structural Engineer:

Silman
32 Old Slip, 10th Floor
New York, NY 10005
T 212-620 7970
www.Silman.com

Rev	Date	Issue
-	11 JUN 2021	SD Submission
-	22 OCT 2021	DD Review
-	23 NOV 2021	Issue for DD 50%
-	4 MAR 2022	Issue for Final DD
-	6 DEC 2022	CD Review
-	28 FEB 2023	CD Final

Title

MECHANICAL AIRFLOW RISER DIAGRAM NORTH

Date	06-11-2021
Project No.	12328.000
Drawing By	AMA
CHK By	RS
Scale	NTS

DOB Rev

M-401.00

25 OF 28

DOB SCAN

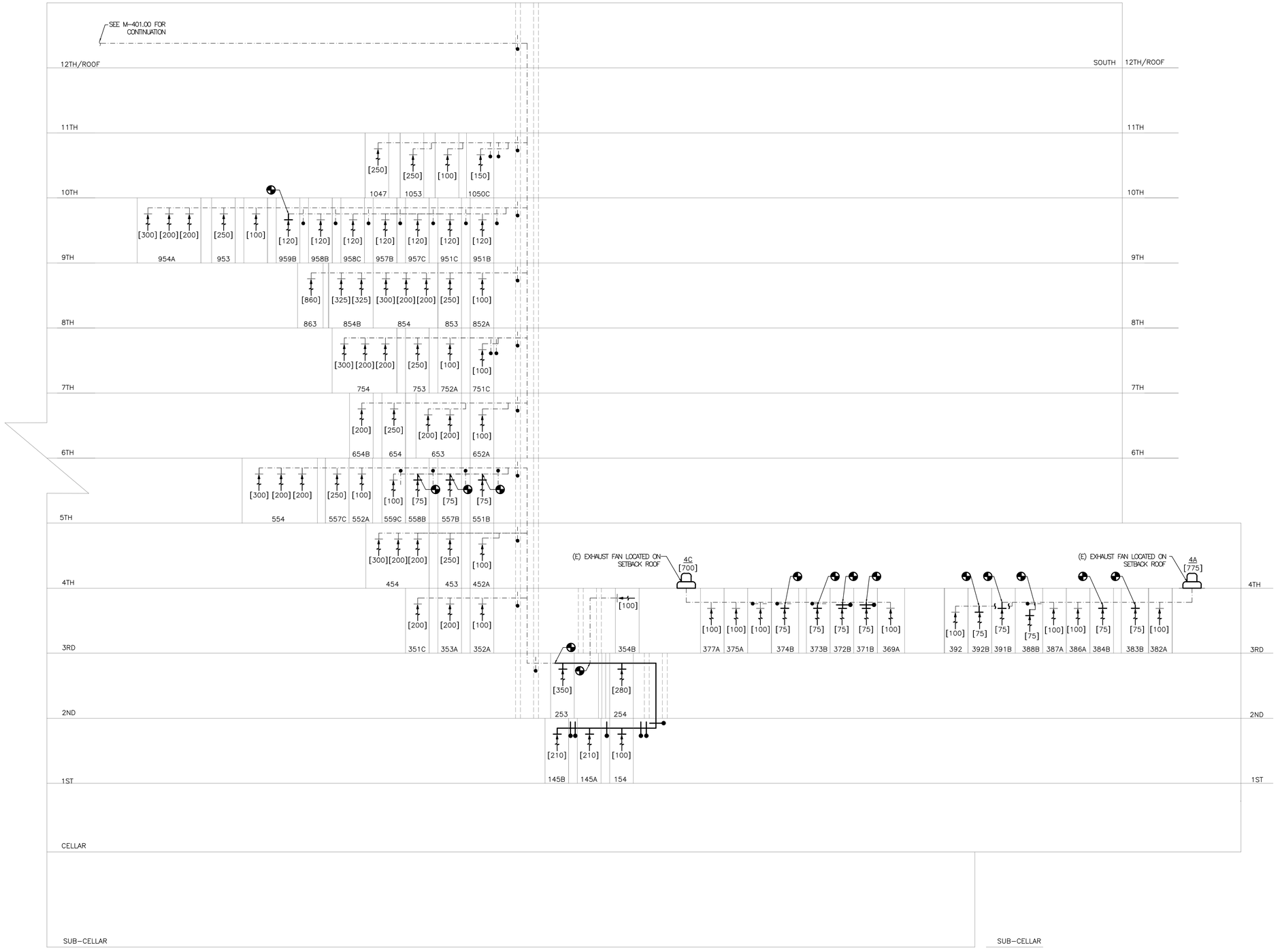

KINGS COUNTY SUPREME COURT BUILDING ACCESSIBILITY RENOVATIONS

360 Adams Street
Brooklyn NY 11201

Conditions

ALL IDEAS, DESIGNS, ARRANGEMENTS AND PLANS INDICATED OR REPRESENTED BY THIS DRAWING ARE OWNED BY, AND THE PROPERTY OF RONNETTE RILEY ARCHITECT AND WERE CREATED, EVOLVED AND DEVELOPED FOR THE USE ON, AND IN CONNECTION WITH THE SPECIFIED PROJECT.
NONE OF SUCH IDEAS, DESIGNS, ARRANGEMENTS OR PLANS SHALL BE USED BY OR DISCLOSED TO ANY PERSON, FIRM OR CORPORATION FOR ANY PURPOSE WHATSOEVER WITHOUT THE WRITTEN PERMISSION OF RONNETTE RILEY ARCHITECT.

© Copyright Ronnette Riley *Architect* 2021

Ronnette Riley *Architect*

494 Eighth Avenue, 15th Floor
New York, NY 10001
T 212 594 4015
F 212 594 2868
www.ronnetteriley.com

MEP Engineer:

Loring Consulting Engineers, Inc.
360 West 31st Street, 14th Floor
New York, NY 10001-2727
T 212-563 7400
www.loringengineers.com
New York City .Washington, DC . Princeton . Durham . Toronto

Structural Engineer:

Silman
32 Old Slip, 10th Floor
New York, NY 10005
T 212-620 7970
www.Silman.com

Rev	Date	Issue
-	11 JUN 2021	SD Submission
-	22 OCT 2021	DD Review
-	23 NOV 2021	Issue for DD 50%
-	4 MAR 2022	Issue for Final DD
-	6 DEC 2022	CD Review
-	28 FEB 2023	CD Final

Title

MECHANICAL AIRFLOW RISER DIAGRAM SOUTH

Date	06-11-2021
Project No.	12328.000
Drawing By	AMA
CHK By	RS
Scale	NTS

DOB Rev

M-402.00

26 OF 28

DOB SCAN

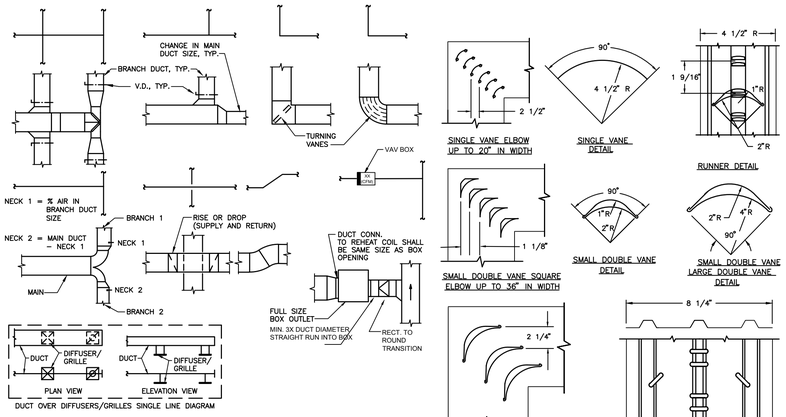

NOTE: PROVIDE VOLUME DAMPER AT EACH LOW PRESSURE SUPPLY, EXHAUST AND RETURN BRANCH DUCT.

TYPICAL SINGLE LINE DUCT STANDARDS

(NOT TO SCALE)

NOTE: RADIUS ELBOWS SHALL HAVE A THROAT RADIUS EQUAL TO 1.5 TIMES DUCT WIDTH.

LOW VELOCITY DUCTWORK ELBOWS

(NOT TO SCALE)

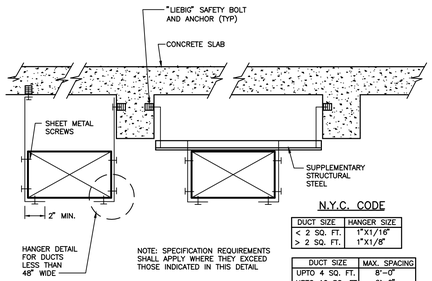

NOTE: SPECIFICATION REQUIREMENTS SHALL APPLY WHERE THEY EXCEED THOSE INDICATED IN THIS DETAIL

N.Y.C. CODE

DUCT SIZE	HANGER SIZE
< 2 SQ. FT.	1"X1/16"
> 2 SQ. FT.	1"X1/8"

DUCT SIZE	MAX. SPACING
UPTO 4 SQ. FT.	8'–0"
UPTO 10 SQ. FT	6'–0"
OVER 10 SQ. FT	4'–0"

DUCT SUPPORT DETAIL - N.Y.C.

NOT TO SCALE

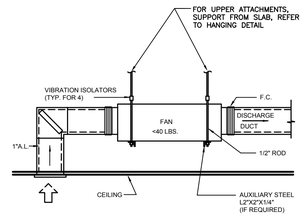

EXHAUST FAN HANGING SUPPORT DETAIL

(NOT TO SCALE)

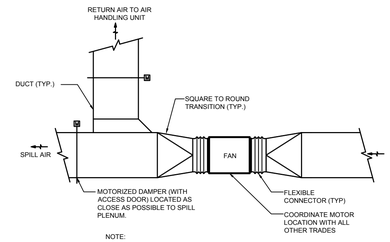

NOTE:

1. SUPPORT FAN INDEPENDENTLY OF DUCT SYSTEM.

INLINE RETURN FAN DETAIL

(NOT TO SCALE)

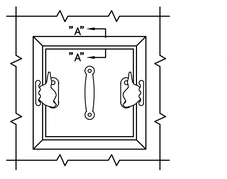

ACCESS PANEL

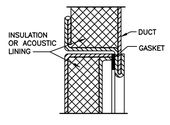

SECTION "A"–"A"

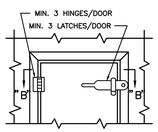

ACCESS DOOR

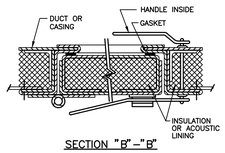

SECTION "B"–"B"

NOTES:

1. LATCHES SHALL BE OF THE WEDGE TYPE TO CLOSE DOORS TIGHTLY
2. HINGES ON THE ACCESS DOORS SHALL HAVE NON–CORROSIVE PINS
3. PROVIDE ACCESS DOORS ON AIR HANDLING UNITS AND DUCT WORK INSTALLED IN EQUIPMENT ROOMS. PROVIDE ACCESS PANELS ON ALL EQUIPMENT AND DUCTWORK INSTALLED ABOVE FINISHED CEILINGS WHERE SPACE LIMITATIONS DO NOT ALLOW HINGED DOORS TO OPEN.
4. ACCESS DOOR INSTALLED IN THE DUCT EXPOSED TO WEATHER TO BE WEATHERPROOF. ALL HARDWARE SHALL BE STAINLESS STEEL IN THIS INSTANCE.

ACCESS DOOR & PANEL DETAILS

(NOT TO SCALE)

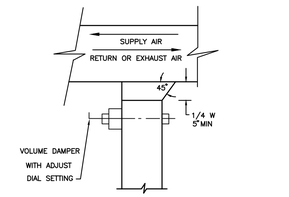

NOTE: –PROVIDE VOLUME DAMPER AT EACH LOW PRESSURE SUPPLY, EXHAUST AND RETURN BRANCH DUCT.

–PROVIDE REMOTE CORD OPERATED VOLUME DAMPER WHERE VOLUME DAMPER IS INACCESSIBLE OR IN GWB CEILING.

DUCT BRANCH TAKEOFF FOR LOW PRESSURE DUCTWORK

(NOT TO SCALE)

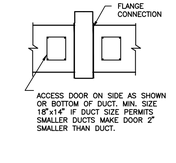

ACCESS DOOR ON SIDE AS SHOWN OR BOTTOM OF DUCT. MIN. SIZE 18"x14" IF DUCT SIZE PERMITS SMALLER DUCTS MAKE DOOR 2" SMALLER THAN DUCT.

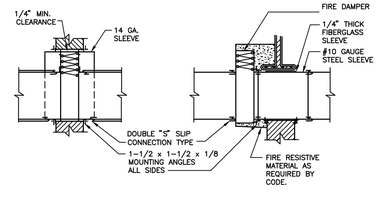

NOTES:

A. ALL FIRE DAMPERS SHALL BE RATED TO MAINTAIN THE RATING OF THE FIRE SEPARATION. THEY SHALL BE APPROVED AND LABELED BY UNDERWRITER'S LABORATORIES (U.L). THE INSTALLATION SHALL BE IN ACCORDANCE WITH NFPA 90A, UL 555 AND SMACNA'S FIRE SMOKE AND RADIATION DAMPER INSTALLATION GUIDE FOURTH EDITION 1992.

B. ALL DUCT–COLLAR CONNECTIONS SHALL COMPLY WITH UL 555 AND SMACNA.

C. GAUGES FOR COLLAR AND RECTANGULAR DUCT SHALL BE AS FOLLOWS:

1. CONNECTIONS BETWEEN COLLAR AND DUCT WORK SHALL BE BREAK–AWAY TYPE SUCH AS "S" SLIP, CRIMP, OR OTHER SLIP TYPE IN ACCORDANCE WITH SMACNA FIRE DAMPER GUIDE, 1992. UNLESS OTHERWISE REQUIRED BY CODE.
2. FIRE DAMPER COLLARS SHALL BE SAME GAUGE AS DUCTWORK WITH A MINIMUM OF 16 GAUGE FOR DUCTWORK UP TO 36" WIDE. FOR DUCTWORK ABOVE 36" WIDE, THE COLLAR SHALL BE 14 GAUGE.

D. PROVIDE STEEL STUD FRAMING IN THE DRY WALL OPENING TO ACCEPT THE FIRE DAMPER ASSEMBLY (INCLUDING SLEEVES, ETC.) AS SHOWN.

E. AFTER THE INSTALLATION OF DAMPERS, THE CONTRACTOR SHALL SEAL AND TAPE ALL JOINTS FOR AIR TIGHTNESS.

F. TO ALLOW FOR EXPANSION, DAMPERS SHALL HAVE A CLEARANCE EQUIVALENT TO 1/8" FOR EACH FOOT OF DAMPER HEIGHT. THE SIDE CLEARANCE SHALL BE 1/8" FOR EACH FOOT OF DAMPER WIDTH DIVIDED EQUALLY TO THE RIGHT AND TO THE LEFT OF THE COLLAR. THE MAXIMUM CLEARANCE FOR THE TOP AND THE TOTAL OF BOTH SIDES SHALL BE 1/2" EACH. THE RETAINING ANGLES SHALL BE 1–1/2 x 1–1/2 x 1/8 SO THAT THERE WILL BE A MINIMUM OF 1" OVERLAP ON THE FIRE SEPARATION.

G. DAMPER SHALL BE SECURED TO COLLAR WITH EITHER 1/2" TACK WELDS, NO. 10 SHEETMETAL SCREWS, 1/4" DIA., NUTS AND BOLTS, OR 3/16" STEEL POP RIVETS, ALL 6" ON CENTER.

H. RETAINING ANGLES SHALL BE SECURED TO COLLAR, SLEEVE OR PLATE WITH EITHER 1/2" TACKWELDS, NO. 10 SHEETMETEL SCREWS, 1/4" DIA., NUTS AND BOLTS, OR 3/16" STEEL POP RIVETS, ALL 6" ON CENTER.

I. WHERE HUNG CEILING DOES NOT HAVE REMOVABLE TILES, AN ACCESS DOOR (FIRE RATED WHERE REQUIRED) SHALL BE INSTALLED IN CEILING NEAR LOCATION OF FIRE DAMPER.

J. ALL RETAINING ANGLES SHALL BE GALVANIZED STEEL.

K. INSTALL FIRE DAMPER IN THIS FASHION SO THE LOCKING DEVICE CAN BE ACCESSED WHEN THE DAMPER IS CLOSED.

L. PROVIDE ACCESS DOOR IN DUCT FOR EACH FIRE DAMPER.

FIRE DAMPER DUCT DETAIL

(NOT TO SCALE)

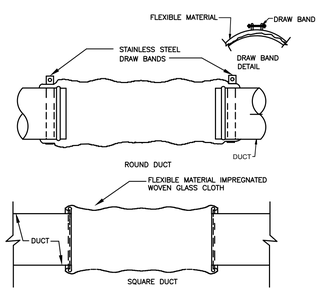

DETAIL OF FLEXIBLE DUCT CONNECTOR

(NOT TO SCALE)

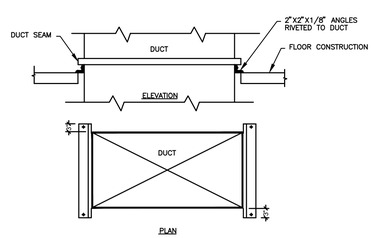

SUPPORT DETAIL FOR VERTICAL DUCTS

(NOT TO SCALE)

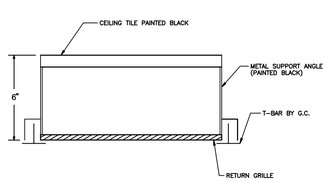

DETAIL OF RETURN REGISTER IN HUNG CEILING

(NOT TO SCALE)

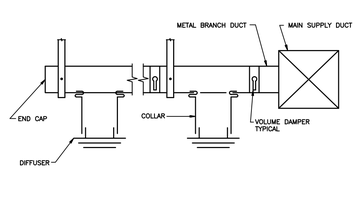

TYPICAL DIFFUSER CONNECTION

(NOT TO SCALE)

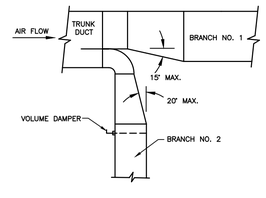

BRANCH DUCT WITH RADIUS ELBOW

(NOT TO SCALE)

KINGS COUNTY SUPREME COURT BUILDING ACCESSIBILITY RENOVATIONS

360 Adams Street
Brooklyn NY 11201

Conditions

ALL IDEAS, DESIGNS, ARRANGEMENTS AND PLANS INDICATED OR REPRESENTED BY THIS DRAWING ARE OWNED BY, AND THE PROPERTY OF RONNETTE RILEY ARCHITECT AND WERE CREATED, EVOLVED AND DEVELOPED FOR THE USE ON, AND IN CONNECTION WITH THE SPECIFIED PROJECT.
NONE OF SUCH IDEAS, DESIGNS, ARRANGEMENTS OR PLANS SHALL BE USED BY OR DISCLOSED TO ANY PERSON, FIRM OR CORPORATION FOR ANY PURPOSE WHATSOEVER WITHOUT THE WRITTEN PERMISSION OF RONNETTE RILEY ARCHITECT.

© Copyright Ronnette Riley *Architect* 2021

Ronnette Riley *Architect*

494 Eighth Avenue, 15th Floor
New York, NY 10001
T 212 594 4015
F 212 594 2868
www.ronnetteriley.com

MEP Engineer:

Loring Consulting Engineers, Inc.
360 West 31st Street, 14th Floor
New York, NY 10001-2727
T 212-563 7400
www.loringengineers.com
New York City .Washington, DC . Princeton . Durham . Toronto

Structural Engineer:

Silman
32 Old Slip, 10th Floor
New York, NY 10005
T 212-620 7970
www.Silman.com

Rev	Date	Issue
-	11 JUN 2021	SD Submission
-	22 OCT 2021	DD Review
-	23 NOV 2021	Issue for DD 50%
-	4 MAR 2022	Issue for Final DD
-	6 DEC 2022	CD Review
-	28 FEB 2023	CD Final

Title

MECHANICAL DETAILS SHEET - 1

Date	06-11-2021
Project No.	12328.000
Drawing By	AMA
CHK By	RS
Scale	NTS

DOB Rev
M-701.00
27 OF 27

DOB SCAN

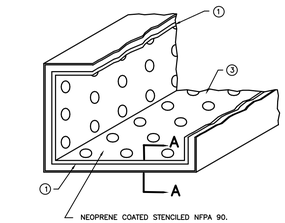

DETAIL A–A

NOTES:

1. MAT–FACED FIBERGLASS ACOUSTIC LINING WITH EPA REGISTERED ANTIMICROBIAL COATING APPROVED TYPE BY N.F.P.A. 90. THICKNESS AND DENSITY AS PER SPEC.
2. DUCT LINER SHALL BE ADHERED TO THE DUCT WITH AN APPROVED FIRE RETARDANT ADHESIVE (6" WIDE @ 12" O.C. MINIMUM).
3. MECHANICAL FASTENERS WHICH DO NOT PIERCE THE SHEET METAL SHALL BE ON 16" INCH CENTERS AND WITHIN 3" OE EACH EDGE (WELD PINS WITH 2" WASHERS).
4. ACOUSTICAL EDGES AT TRANSVERSE AND LONGITUDINAL CONNECTIONS SHALL BE SEALED.

DETAIL OF DUCTWORK WITH ACOUSTIC LINING

NOT TO SCALE

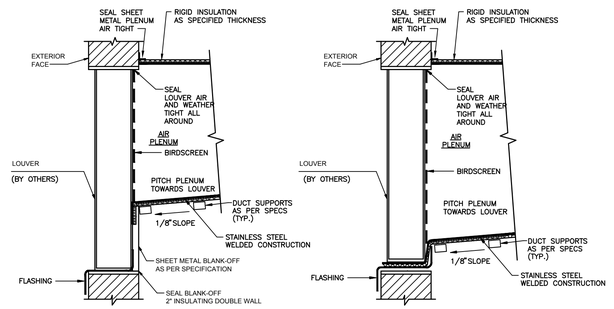

NOTES:

1. CONTRACTOR SHALL FILL PLENUM WITH 10 GALLONS OF WATER, AND VERIFY THAT THE WATER DRAINS THROUGH THE LOUVER TO THE EXTERIOR OF THE BUILDING.
2. LOUVER SHALL BE CUSTOM LOUVER SELECTION TO MATCH EXISTING FACADE. COORDINATE WITH BUILDING MANAGEMENT.
3. CONTRACTOR SHALL ENGAGE BUILDING APPROVED VENDOR TO FACILITATE GLAZING REMOVAL AND LOUVER INSTALLATION REFER TO BUILDING MANAGEMENT FOR SPECIAL MOUNTING RQUIREMENTS WITHIN EXISTING WINDOW FRAMING.

PLENUM CONNECTIONS TO LOUVER - DETAIL

NOT TO SCALE

KINGS COUNTY SUPREME COURT BUILDING ACCESSIBILITY RENOVATIONS

360 Adams Street
Brooklyn NY 11201

Conditions

ALL IDEAS, DESIGNS, ARRANGEMENTS AND PLANS INDICATED OR REPRESENTED BY THIS DRAWING ARE OWNED BY, AND THE PROPERTY OF RONNETTE RILEY ARCHITECT AND WERE CREATED, EVOLVED AND DEVELOPED FOR THE USE ON, AND IN CONNECTION WITH THE SPECIFIED PROJECT.
NONE OF SUCH IDEAS, DESIGNS, ARRANGEMENTS OR PLANS SHALL BE USED BY OR DISCLOSED TO ANY PERSON, FIRM OR CORPORATION FOR ANY PURPOSE WHATSOEVER WITHOUT THE WRITTEN PERMISSION OF RONNETTE RILEY ARCHITECT.

© Copyright Ronnette Riley *Architect* 2021

Ronnette Riley *Architect*

494 Eighth Avenue, 15th Floor
New York, NY 10001
T 212 594 4015
F 212 594 2868
www.ronnetteriley.com

MEP Engineer:

Loring Consulting Engineers, Inc.
360 West 31st Street, 14th Floor
New York, NY 10001-2727
T 212-563 7400
www.loringengineers.com
New York City .Washington, DC . Princeton . Durham . Toronto

Structural Engineer:

Silman
32 Old Slip, 10th Floor
New York, NY 10005
T 212-620 7970
www.Silman.com

Rev	Date	Issue
-	11 JUN 2021	SD Submission
-	22 OCT 2021	DD Review
-	23 NOV 2021	Issue for DD 50%
-	4 MAR 2022	Issue for Final DD
-	6 DEC 2022	CD Review
-	28 FEB 2023	CD Final

Title

MECHANICAL DETAILS
SHEET - 2

Date	06-11-2021
Project No.	12328.000
Drawing By	AMA
CHK By	RS
Scale	NTS

DOB Rev

M-702.00

28 OF 28

DOB SCAN

SYMBOLS

POWER

A B	FUSED DISCONNECT SWITCH 'A' - DENOTES SWITCH SIZE 'B' - DENOTES FUSE SIZE IF INDICATED
A	UNFUSED DISCONNECT SWITCH. RATING THE SAME AS THE UPSTREAM BRANCH CIRCUIT PROTECTIVE DEVICE. PROVIDE SHUNT TRIP DEVICE FOR FUTURE USE. SWITCH TO BE EMBEDDED IN WALL / MILLWORK WOOD. 'A' - DENOTES SWITCH SIZE
ADA	ADA PUSH BUTTON PROVIDED BY GENERAL TRADES. CONTRACTOR TO PROVIDE BACKBOX, CONDUIT AND WIRING. IF PEDESTAL REQUIRED, TO BE PROVIDED BY GENERAL TRADES.
WTR	EXISTING WATER FOUNTAIN
S	EXISTING WALL MOUNTED PUBLIC ADDRESS SPEAKER
	PUSH BUTTON FOR CHAIR LIFT. PROVIDE ALL CONTROL WIRING AND ACCESSORIES.

WIRING DEVICES

GFI	DUPLEX RECEPTACLE, 20A, 125V, 2P, 3W, GROUNDED NEMA CONFIG. 5-20R 'GFI' - DENOTES GROUND FAULT INTERRUPTER
	CAT-6 DATA OUTLET AND 3/4" EMPTY CONDUIT AND PULL STRING. STUBBED 6" ABOVE ACCESSIBLE HUNG CEILING AND TERMINATE WITH BUSHING.
J	CEILING MOUNTED JUNCTION BOX
H J LP-3A #1,3	PROVIDE CEILING MOUNTED JUNCTION BOX IN ACCESSIBLE CEILING FOR HEAT TRACE SYSTEM. IF NO ACCESSIBLE CEILING PROVIDE ACCESS DOOR. DESIGNATION DENOTES PANELBOARD AND CIRCUIT NUMBERS. PROVIDE NEW GFI TYPE CIRCUIT BREAKER
S J	PROVIDE WALL MOUNTED RECESSED JUNCTION BOX 80" AFF IN DOUBLE GANG BOX WITH STAINLESS STEEL COVER PLATE WITH CONDUIT AND PULL STRING TO ACCESSIBLE CEILING FOR FUTURE FIRE ALARM AUDIO/VISUAL AND STROBE UNITS
	SIMPLEX RECEPTACLE. SHALL BE IN THE SAME GANG AS OCCUPANCY CONTROL SWITCH
S	SPST TOGGLE SWITCH. WATTAGE/TYPE TO SUIT APPLICATION.
S^{OS}	LINE VOLTAGE DECORATOR WALL SWITCH OCCUPANCY SENSOR. ARCHITECT TO SELECT COLOR
S^{VS}	LINE VOLTAGE DECORATOR WALL SWITCH VACANCY SENSOR. ARCHITECT TO SELECT COLOR
VS	CEILING MOUNTED VACANCY SENSOR

GENERAL

EX	EXISTING CONDUIT/EQUIPMENT TO REMAIN.
	EXISTING CONDUIT/EQUIPMENT TO BE REMOVED.
	NEW CONDUIT/EQUIPMENT TO BE PROVIDED.

CONDUIT SYSTEM

	CONDUIT RUN CONCEALED IN HUNG CEILING SPACE OF FLOOR BELOW AND IN WALLS
LP-3A #1,3,5	SINGLE PHASE CIRCUIT HOMERUN TO PANELBOARD - ARROWS DENOTE NUMBER OF CIRCUITS. DESIGNATION DENOTES PANELBOARD AND CIRCUIT NUMBERS
DP-3A #2 3#12,1#12G -¾"C.	POWER CIRCUIT HOMERUN - CIRCUIT BREAKER SIZE AND NUMBER OF POLES AS INDICATED
LP-3A(R) #1,3,5	CIRCUIT HOMERUN TO PANELBOARD VIA LOW VOLTAGE CONTROLLED RELAY. ARROWS DENOTE NUMBER OF CIRCUITS. DESIGNATION DENOTES PANELBOARD AND CIRCUIT NUMBERS
	CONDUIT TURNING UP
	CONDUIT TURNING DOWN
	CONDUIT UP AND DOWN
	PULLBOX

PANELBOARD AND CABINETS

	FLUSH TYPE PANELBOARD
	SURFACE TYPE PANELBOARD
	DISTRIBUTION PANELBOARD
TSC	TERMINAL STRIP CABINET

ABBREVIATIONS

ABBREVIATION	DESCRIPTION
A	AMPERE
C	CONDUIT
CLG	CEILING
CKT(S)	CIRCUIT(S)
DWG	DRAWING
DP-	DISTRIBUTION PANEL (208/120V)
E/EX/EXIST	EXISTING TO REMAIN
ELEC	ELECTRIC
EM	EMERGENCY
ER	DENOTES EXISTING DEVICE/EQUIPMENT TO BE DISCONNECTED AND REMOVED. EXISTING CIRCUITRY TO REMAIN AND BE USED FOR NEW EQUIPMENT. EXTEND CIRCUITRY AS REQUIRED.
G/GRD/GND	GROUND
GFI	GROUND FAULT INTERRUPTER
LTG	LIGHTING
N	NEW
NE	EXISTING BACKBOX AND NEW SWITCH CONNECTED TO EXISTING CIRCUITRY. EXTEND WIRING AND CONDUIT, AS REQUIRED.
NG	NEW LIGHT IN EXISTING LOCATION CONNECTED TO EXISTING CIRCUITRY. EXTEND WIRING AND CONDUIT, AS REQUIRED.
NL	NEW LIGHT IN NEW LOCATION CONNECTED TO EXISTING CIRCUITRY. EXTEND WIRING AND CONDUIT, AS REQUIRED.
NN	NEW BACKBOX AND NEW SWITCH OR RECEPTACLE CONNECTED TO EXISTING CIRCUITRY. EXTEND WIRING AND CONDUIT, AS REQUIRED.
PNL	PANEL
PP	POWER PANEL
R	TO BE REMOVED
RE	EXISTING DEVICE/EQUIPMENT TO BE RELOCATED. CONNECT TO EXISTING CIRCUITRY. EXTEND WIRING AND CONDUIT, AS REQUIRED.
SP	SPARE
SW	SWITCH
V	VOLT
W	WIRE
WP	WHEATERPROOF

EQUIPMENT PREFIXES

HDP	480/277V DISTRIBUTION PANELBOARD
LDP	208/120V DISTRIBUTION PANELBOARD
LP	480/277V BRANCH CIRCUIT LIGHTING PANELBOARD
RP	208/120V BRANCH CIRCUIT RECEPTACLE PANELBOARD
PP	480/277V OR 208/120V BRANCH CIRCUIT POWER PANELBOARD

LIGHTING FIXTURE SCHEDULE

FIXTURE TYPE	SYMBOL	DESCRIPTION	MANUFACTURER	VOLTAGE	WATTAGE	REMARKS
L1		2' X 2' GTL LED	LITHONIA LIGHTING - LENSED TROFFER	UNV 120V-277V	27W	-
L2		1' X 4' RECESSED FIXTURE	EXISTING	UNV 120V-277V	EXISTING	-
L3		12" ROUND SILHOUETTE STATIC WHITE CEILING MOUNT	ACUITY BRANDS - HEALTHCARE LIGHTING - HPCS	UNV 120V-277V	12W	-
L4		5" x 2' VANITY LED WALL MOUNT	LITHONIA LIGHTING - TRADITIONAL ROUND VANITY	UNV 120V-277V	18W	-
L5		5" x 4' VANITY LED WALL MOUNT	LITHONIA LIGHTING - TRADITIONAL ROUND VANITY	UNV 120V-277V	34W	-
		WALL MOUNTED LINEAR, 16 NCH LED LIGHT	EXISTING	UNV 120V-277V	EXISTING	-
		CEILING MOUNTED DOWNLIGHT, RECESSED	EXISTING	UNV 120V-277V	EXISTING	-

GENERAL NOTES

1. BEFORE SUBMITTING HIS BID PROPOSAL, THE CONTRACTOR SHALL:
   A. VISIT THE JOB SITE AND BECOME FULLY ACQUAINTED WITH JOB CONDITIONS.
   B. REVIEW A FULL SET OF BID DOCUMENTS TO MAKE HIMSELF AWARE OF THE TOTAL JOB BEFORE SUBMITTING HIS PRICE.
   C. VERIFY ALL EXISTING CONDITIONS IN THE FIELD AND INCLUDE IN BID PRICE ALL WORK REQUIRED TO ACCOMMODATE THE EXISTING INSTALLATION.
2. REFER TO ARCHITECTURAL DRAWINGS FOR THE FOLLOWING:
   A. FINAL LOCATION OF CEILING MOUNTED EQUIPMENT.
   B. ADDITIONAL ELECTRICAL REQUIREMENTS.
3. COORDINATE WITH OTHER TRADES TO DETERMINE THE EXACT LOCATION OF MOTORS, MOTOR TERMINAL BOXES, AND OTHER EQUIPMENT TO BE INSTALLED BY OTHER TRADES BEFORE CONDUIT WORK IS STARTED. REFER TO MECHANICAL, PLUMBING, AND FIRE PROTECTION DRAWINGS FOR LOCATIONS OF ALL EQUIPMENT.
4. CONTRACTOR SHALL PROVIDE AND CONNECT ALL RACEWAYS AND WIRING FROM EQUIPMENT, DEVICES AND LIGHTING FIXTURES TO ITS SOURCE OF POWER AND CONTROLS.
5. CONTRACTOR SHALL UTILIZE ALL EXISTING CONDUIT AND JUNCTION BOXES WHERE NEW DEVICES WILL BE INSTALLED INTO EXISTING LOCATIONS.
6. CONTRACTOR SHALL UTILIZE EXISTING LIGHTING HOMERUN RACEWAYS AND MODIFY AS REQUIRED TO ACCOMMODATE NEW LIGHTING LAYOUT.
7. CONTRACTOR SHALL FIELD VERIFY DIMENSIONS OF FINISHED CONSTRUCTION PRIOR TO FABRICATION AND INSTALLATION OF FIXTURES AND EQUIPMENT.
8. ELECTRICAL CONTRACTOR SHALL VERIFY SWITCHES, RECEPTACLES AND PLATE FINISHES WITH THE ARCHITECT BEFORE PERFORMING HIS INSTALLATION. ALL COVERPLATES SHALL BE AS SPECIFIED BY ARCHITECT.
9. EXISTING ELECTRICAL EQUIPMENT AND PANELBOARDS SHALL BE MODIFIED AS REQUIRED TO ACCOMMODATE THE WORK OF THIS CONTRACT. REPLACE EXISTING CIRCUIT BREAKERS IN PANELS WITH IDENTICAL NEW BREAKERS AS REQUIRED AND PROVIDE UPDATED TYPEWRITTEN DIRECTORIES.
10. EXISTING EQUIPMENT AFFECTED BY THE WORK OF THIS CONTRACT SHALL BE COMPLETELY IDENTIFIED IN ACCORDANCE WITH THE REQUIREMENTS OF THIS CONTRACT.
11. ANY EXISTING WORK DAMAGED AS A RESULT OF PERFORMING THE WORK OF THIS CONTRACT SHALL BE REPAIRED OR REPLACED AS REQUIRED. MATERIAL AND FINISH TO MATCH EXISTING TO THE SATISFACTION OF THE OWNER'S REPRESENTATIVE.
12. ALL WORK REQUIRING ELECTRICAL SHUTDOWN WHICH WILL AFFECT OTHER FLOORS OF THE BUILDING OR EVEN AFFECT THE NORMAL CONTINUATION OF CONSTRUCTION WORK ON THESE FLOORS, SHALL BE DONE ON OVERTIME HOURS, AND SHALL NOT DISTURB CONTINUITY OF ELECTRICAL SERVICE TO EXISTING TENANTS ON THE AFFECTED FLOORS. COORDINATE SHUTDOWN REQUIREMENTS WITH BUILDING MANAGEMENT PROVIDING A MINIMUM OF ONE WEEK ADVANCE NOTICE.
13. WHERE MULTIPLE SWITCHES AND RECEPTACLES ARE INDICATED AT THE SAME LOCATION, THEY SHALL BE MOUNTED BEHIND A COMMON FACEPLATE.
14. MOUNTING HEIGHTS OF EQUIPMENT AND DEVICES SHALL BE AS INDICATED ON THE ARCHITECTURAL DRAWINGS. WHERE MOUNTING HEIGHTS ARE NOT GIVEN ON THE ARCHITECTURAL DRAWINGS, UTILIZE THE FOLLOWING MOUNTING HEIGHTS UNLESS OTHERWISE NOTED (ALL DIMENSIONS TO CENTERLINE OF BOX):
   A. RECEPTACLES (WALL MOUNTED) - 18" AFF
   B. RECEPTACLES (COUNTER HEIGHT) - HORIZONTAL 6" ABOVE COUNTER
   C. LIGHTING SWITCHES AND CONTROLS - 48" AFF
   D. LIGHTING FIXTURES (AREAS WITHOUT CEILINGS) - 9'-6" AFF
   E. FIRE ALARM AUDIO/VISUAL AND STROBE UNITS - 80" AFF
   F. MANUAL FIRE ALARM STATIONS - 48" AFF
   G. PANELBOARDS AND CABINETS - 78" TO HIGHEST OVERCURRENT PROTECTIVE DEVICE
17. WHERE EQUIPMENT, LIGHTING FIXTURES AND WIRING DEVICES ARE SHOWN WITH CIRCUIT NUMBERS ONLY, THE MINIMUM BRANCH CIRCUITING REQUIREMENTS SHALL BE AS FOLLOWS:
   A. LIGHTING FIXTURES - 2#12, 1#12 GND - 3/4" C.
   B. RECEPTACLES - 2#12, #12 GND - 3/4" C.
   C. BRANCH CIRCUIT BREAKERS (277 VOLT) - 1P, 20A
   D. BRANCH CIRCUIT BREAKERS (120 VOLT) _ 1P, 20A
   E. HOMERUNS TO PANELBOARDS SHALL CONTAIN NO MORE THAN (3) CIRCUITS.
   F. 208/120 VOLT 480/277 VOLT WIRING SHALL BE RUN IN SEPARATE RACEWAY SYSTEMS.
   G. EMERGENCY SERVICES SHALL BE RUN IN SEPARATE RACEWAYS FROM ALL OTHER SYSTEMS.
   H. WHERE LIGHTING SWITCH INDICATIONS ARE NOT SHOWN, SWITCHES SHALL BE CONNECTED TO CONTROL ALL SWITCHED FIXTURES WITHIN THE CORRESPONDING SPACE.
18. WHERE CONDUIT AND WIRING CONNECTIONS ARE NOT SHOWN ON THE PLANS, MAKE CONNECTIONS AS FOLLOWS:
   A. USE #10 AWG WIRE TO THE FIRST AND ANY OUTLET FOR BRANCH CIRCUIT RUNS MORE THAN 75 FEET AND #8 AWG FOR RUNS MORE THAN 200 FEET FOR 120V 20 AMPERES CIRCUITS, U.O.N.
   B. USE #10 AWG WIRE TO THE FIRST AND ANY OUTLET FOR BRANCH CIRCUIT RUNS MORE THAN 200 FEET FOR 277V 20 AMPERES CIRCUITS, U.O.N.
19. ALL BRANCH CIRCUIT WIRING SHALL BE RUN CONCEALED IN WALLS AND/OR ABOVE HUNG CEILING UNLESS OTHERWISE NOTED.
20. WIRING IN AIR PLENUM HUNG CEILINGS INSTALLED WITHOUT CONDUIT OR EMT SHALL BE TEFLON JACKETED.
21. NO LOW VOLTAGE WIRING SHALL BE PERMITTED IN THE SAME RACEWAY AS POWER WIRING.
22. CONTRACTOR TO DE-RATE CONDUCTORS IN ACCORDANCE WITH THE 2008 NATIONAL ELECTRICAL CODE WHEN INSTALLING MORE THAN THREE (3) CIRCUITS IN A 3/4"C HOMERUN.
23. PROVIDE DRAG LINES IN ALL EMPTY RACEWAYS.
24. ALL CONDUITS FOR BRANCH CIRCUITING AND/OR COMMUNICATIONS CABLING, INCLUDING THOSE RUN IN CEILING OF FLOOR BELOW SHALL BE IDENTIFIED AT EVERY 50 FEET OF LENGTH AND AT EACH OUTLET AND PULL BOX WITH PANEL AND CIRCUIT NUMBER OR SYSTEM NAME.
25. THE MINIMUM RATING OF DISCONNECT SWITCHES SHALL BE EQUAL TO OR GREATER THAN THE RATING OF THE PROTECTION DEVICE ON THE SUPPLY SIDE OF THE DISCONNECT SWITCH. MINIMUM DISCONNECT SWITCH SIZE SHALL BE 30 AMPERES.
26. ALL NEW CIRCUIT BREAKERS INSTALLED INSIDE AN EXISTING PANELBOARD SHALL MATCH PANELBOARD'S A.I.C. RATING AND BE U.L. LISTED FOR USE WITH THE PANELBOARD.

DEMOLITION NOTES

1. THE CONTRACTOR SHALL VISIT THE PREMISES AND COMPARE SAME WITH A FULL SET OF BID DOCUMENTS AND SPECIFICATIONS AND SATISFY HIMSELF OF THE CONDITIONS EXISTING AT THE BUILDING BEFORE DELIVERY OF HIS PROPOSAL. NO ADDITIONAL ALLOWANCE WILL BE MADE TO THE CONTRACTOR DUE TO HIS NEGLECT OR FAILURE TO COMPLY WITH THE SPECIFIED REQUIREMENTS.
2. NOTES AND GRAPHIC REPRESENTATIONS SHALL NOT LIMIT THE EXTENT OF DEMOLITION REQUIRED. CONTRACTOR SHALL VISIT THE SITE, CAREFULLY EXAMINE EXISTING CONDITIONS AND SHALL PERFORM ALL DEMOLITION REQUIRED TO ACHIEVE THE FINAL DESIGN INTENT AS REQUIRED BY THE CONTRACT DOCUMENTS. EXTENT OF ALL DEMOLITION WORK SHALL BE COORDINATED WITH THE ARCHITECT.
3. ALL WORK REQUIRED TO REMAIN IN SERVICE BUT INTERFERING WITH THE ALTERATIONS SHALL BE RELOCATED AND RECONNECTED USING MATERIALS AND STANDARDS OF THIS CONTRACT.
4. EQUIPMENT AND WIRING TO BE REMOVED SHALL BE DE-ENERGIZED PRIOR TO ANY DEMOLITION WORK. TEMPORARY LIGHTING SHALL BE PROVIDED ON THE ENTIRE FLOOR BEING DEMOLISHED UNTIL THE WORK IS COMPLETE.
5. ALL POWER CONDUCTORS, CONTROL WIRING AND CONDUIT ASSOCIATED WITH MECHANICAL EQUIPMENT SUCH AS FANS, AIR CONDITIONING UNITS, PUMPS, ETC. DESIGNATED FOR REMOVAL ON THE HVAC AND PLUMBING DEMOLITION DRAWINGS SHALL BE REMOVED BACK TO THE SOURCE OF POWER AND DISCONNECTED. ALL MOTOR STARTERS, DISCONNECT SWITCHES, CONTROL DEVICES, ETC. SHALL BE REMOVED. REFER TO HVAC AND PLUMBING DRAWINGS FOR ADDITIONAL INFORMATION.
6. EQUIPMENT INDICATED TO BE REMOVED SHALL BE TAKEN FROM THE SITE AND DISPOSED OF IN ACCORDANCE WITH APPLICABLE LAWS AND ENVIRONMENTAL REGULATIONS. EQUIPMENT REQUIRED TO BE TURNED OVER TO THE OWNER SHALL BE PLACED IN A MUTUALLY ACCEPTABLE LOCATION.
7. THE WORK SHALL INCLUDE THE REMOVAL OF MATERIALS AS DIRECTED. PRIOR TO REMOVING EQUIPMENT AND MATERIALS FROM THE PROJECT SITE, THE OWNER'S MANAGER SHALL INSPECT AND ADVISE WHICH ITEMS WILL BE RESTORED.
8. THE CONTRACTOR SHALL BE RESPONSIBLE FOR REMOVAL FROM THE PREMISES ALL DEBRIS RESULTING FROM REMOVAL OF ELECTRICAL WORK.
9. THE CONTRACTOR SHALL BE RESPONSIBLE FOR ROUGH PATCHING, REPAIRING AND FIREPROOFING ALL OPENINGS IN FLOORS OR WALLS AS REQUIRED AFTER REMOVAL OF ANY CONDUITS OR WIRE. FINISH PATCHING SHALL BE PERFORMED BY ANOTHER DIVISION.
10. THIS CONTRACTOR SHALL MAINTAIN CONTINUITY OF SERVICE TO EXISTING BUILDING FIRE ALARM SYSTEM. COORDINATE WITH BUILDING MANAGER.
11. THE REMOVAL OF ALL FIRE ALARM EQUIPMENT AND ASSOCIATED CABLING SHALL BE COORDINATED WITH BUILDING OPERATING PERSONNEL. EXISTING BASE BUILDING CLASS "E" FIRE ALARM SYSTEM SHALL REMAIN IN OPERATION DURING BOTH DEMOLITION AND CONSTRUCTION STAGES OF THIS PROJECT.
12. DEMOLITION WORK SHALL INCLUDE THE FURNISHING OF ALL MATERIAL CUTTINGS, EXTENSIONS, CONNECTIONS, REPAIRING, ADAPTING AND OTHER WORK INCIDENTAL THERETO, TOGETHER WITH SUCH TEMPORARY CONNECTIONS AS MAY BE REQUIRED.
13. THIS CONTRACTOR SHALL PROVIDE ADEQUATE TEMPORARY LIGHT AND POWER TO INSURE THE SAFETY OF PERSONNEL AND POWER REQUIREMENTS OF THE VARIOUS TRADES.
14. WHERE PRESENT WORK IS DAMAGED IN THE EXECUTION OF THIS CONTRACT, OR WHERE OPENINGS ARE LEFT DUE TO THE REMOVAL OF PIPES, EQUIPMENT OR APPARATUS, THE SAME SHALL BE REPAIRED TO CORRESPOND IN MATERIALS, QUALITY, SHAPE AND FINISH WITH THAT OF SIMILAR AND ADJOINING WORK, UNLESS OTHERWISE CALLED FOR.
15. CONTRACTOR SHALL ASSURE THAT THE LIGHTING AND POWER TO TOILETS REMAIN IN WORKING CONDITION.
16. WHERE REMOVAL OF EXISTING ELECTRICAL EQUIPMENT WILL RESULT IN OUTAGES IN AREAS NOT TO BE DEMOLISHED, THE CONTRACTOR SHALL COORDINATE IN ADVANCE AND OBTAIN THE APPROVAL OF THE BUILDING MANAGER. PROVIDE MINIMUM SEVEN (7) DAY ADVANCE NOTICE.
17. FEEDERS AND BRANCH CIRCUITS TO BE REMOVED - CONDUIT AND SUPPORTS SHALL BE REMOVED TO THE PANEL OF ORIGIN OR THE BOUNDARY OF THE PROJECT AREA. WIRING SHALL BE REMOVED TO THE PANEL OF ORIGIN. WHERE EMPTY CONDUITS REMAIN, INSTALL A PULL STRING AND IDENTIFY AT BOTH ENDS.
18. FEEDERS AND BRANCH CIRCUITS TO BE RE-USED - REMOVE CONDUIT AND WIRING TO LOCATIONS WHICH AVOID CONFLICTS WITH NEW WORK. INSTALL JUNCTION BOXES, TAPE OFF CONDUCTORS AND IDENTIFY WITH PANEL AND CIRCUIT NUMBER.
19. FEEDERS AND BRANCH CIRCUITS TO BE ABANDONED - DISCONNECT, TAPE OFF CONDUCTORS AT BOTH ENDS AND IDENTIFY. INSTALL JUNCTION BOXES WHERE REQUIRED.
20. PROVIDE ADDITIONAL SUPPORT FOR ALL EXISTING CONDUITS, LOW VOLTAGE CABLING AND DEVICES TO REMAIN WHICH ARE AFFECTED BY DEMOLITION OF EXISTING CEILINGS AND PARTITIONS.
21. ALL EXISTING UNUSED CONDUIT AND WIRING SHALL BE DROPPED TO THE FLOOR BY THE ELECTRICIAN FOR REMOVAL FROM THE BUILDING BY THE DEMOLITION OR GENERAL CONTRACTOR.
22. IN THE PROCESS OF REMOVING WIRING DEVICES, LIGHTING FIXTURES AND OTHER ELECTRICAL EQUIPMENT AND MATERIALS, THIS CONTRACTOR SHALL EXERCISE EXTREME CAUTION TO PREVENT DAMAGE TO ARCHITECTURAL SURFACES WHICH ARE TO REMAIN. THE COST TO REPAIR OR REPLACE ANY MATERIAL DEEMED BY THE ARCHITECT TO HAVE BEEN UNDULY DAMAGED BY THIS CONTRACTOR DURING DEMOLITION OR CONSTRUCTION SHALL BE PAID BY THIS CONTRACTOR AT NO ADDITIONAL COST TO THE OWNER.
23. PROVIDE BLANK COVER PLATES AT OPEN BOXES WHERE EXISTING RECEPTACLES OR ELECTRICAL DEVICES ARE REMOVED FROM ENCLOSURES, INDUCTION UNITS OR SURFACES NOT INDICATED TO BE REPAIRED OR REFINISHED.
24. ALL WORK SHALL BE PROPERLY IDENTIFIED AFTER DEMOLITION. UPDATE ALL PANEL SCHEDULES TO REFLECT EQUIPMENT AND CIRCUIT REMOVALS.
25. ALL PANELBOARDS AND ANY OTHER EQUIPMENT IN AREAS TO BE DEMOLISHED ARE TO REMAIN UNLESS OTHERWISE NOTED.
26. CONTRACTOR SHALL RECYCLE ALL LIGHTING FIXTURE LAMPS AND BALLAST TO BE REMOVED. COORDINATE WITH BUILDING MANAGEMENT.

KINGS COUNTY SUPREME COURT BUILDING ACCESSIBILITY RENOVATIONS

360 Adams Street
Brooklyn NY 11201

Conditions

ALL IDEAS, DESIGNS, ARRANGEMENTS AND PLANS INDICATED OR REPRESENTED BY THIS DRAWING ARE OWNED BY, AND THE PROPERTY OF RONNETTE RILEY ARCHITECT AND WERE CREATED, EVOLVED AND DEVELOPED FOR THE USE ON, AND IN CONNECTION WITH THE SPECIFIED PROJECT.
NONE OF SUCH IDEAS, DESIGNS, ARRANGEMENTS OR PLANS SHALL BE USED BY OR DISCLOSED TO ANY PERSON, FIRM OR CORPORATION FOR ANY PURPOSE WHATSOEVER WITHOUT THE WRITTEN PERMISSION OF RONNETTE RILEY ARCHITECT.

© Copyright Ronnette Riley *Architect* 2021

Ronnette Riley *Architect*

494 Eighth Avenue, 15th Floor
New York, NY 10001
T 212 594 4015
F 212 594 2868
www.ronnetteriley.com

MEP Engineer:

Loring Consulting Engineers, Inc.
360 West 31st Street, 14th Floor
New York, NY 10001-2727
T 212-563 7400
www.loringengineers.com
New York City .Washington, DC . Princeton . Durham . Toronto

Structural Engineer:

Silman
32 Old Slip, 10th Floor
New York, NY 10005
T 212-620 7970
www.Silman.com

Rev	Date	Issue
-	11 JUN 2021	SD Submission
-	22 OCT 2021	DD Review
-	23 NOV 2021	Issue for DD 50%
-	4 MAR 2022	Issue for Final DD
-	6 DEC 2022	CD Review
-	28 FEB 2023	CD Final

Title

ELECTRICAL SYMBOLS, ABBREV. AND NOTES

Date	06-11-2021
Project No.	12328.000
Drawing By	DK
CHK By	JC
Scale	-

DOB Rev
E-001.00
_ of __

DOB SCAN

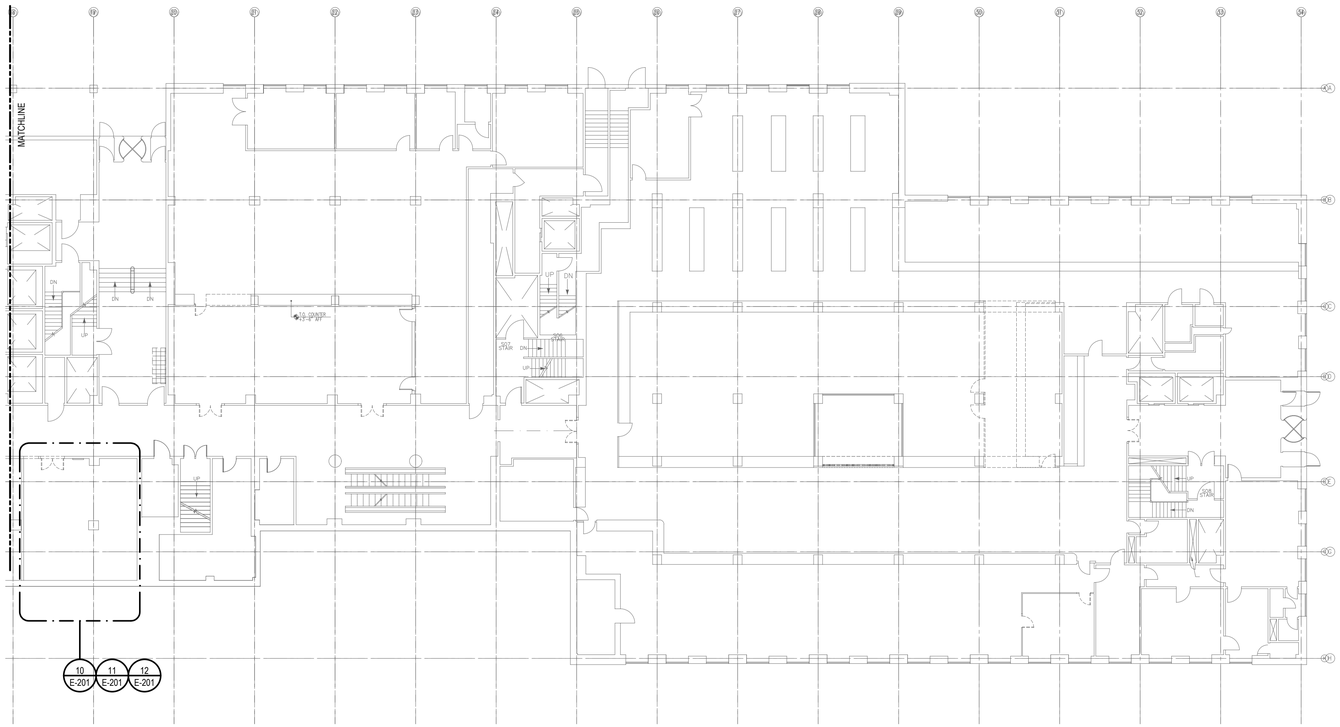

2 1ST FLOOR KEYPLAN
1/16"=1'-0"

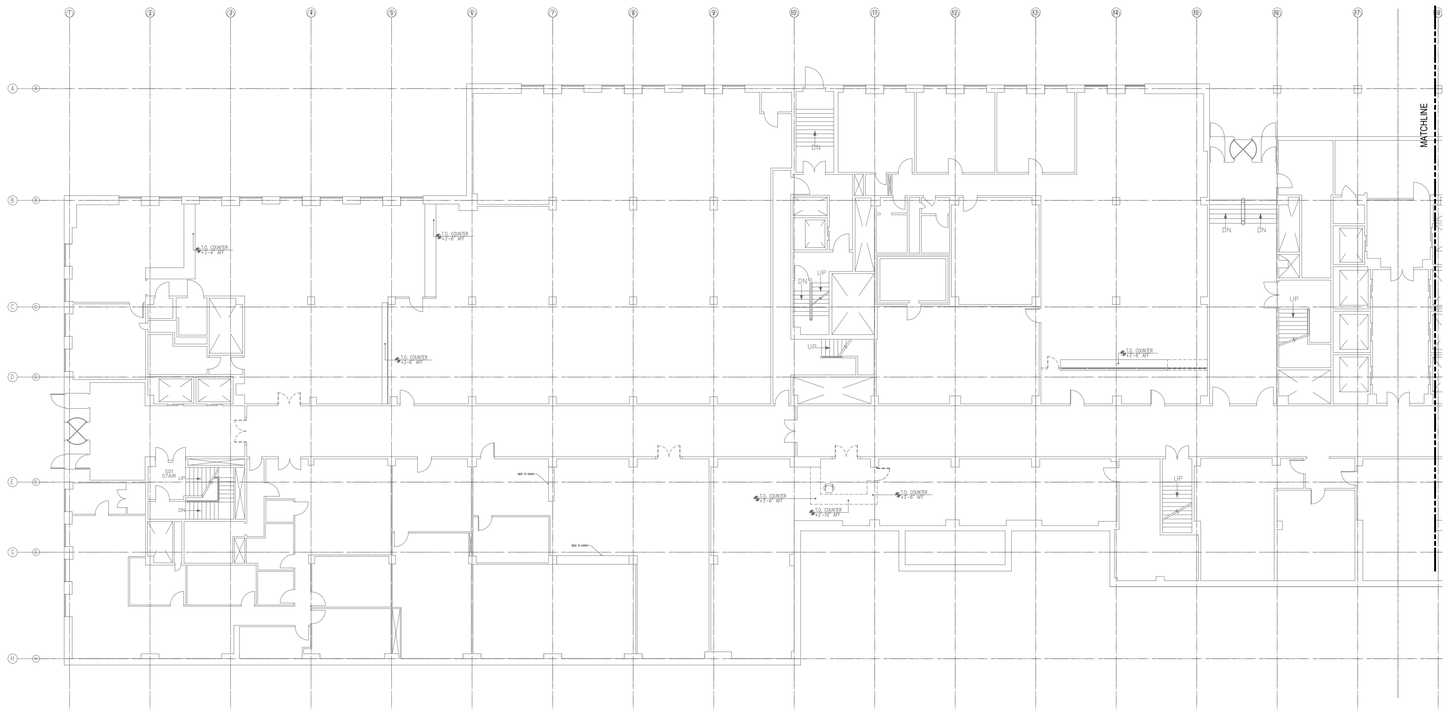

1 1ST FLOOR KEYPLAN - NORTH
1/16"=1'-0"

N 0 8 16 32 FEET

KINGS COUNTY SUPREME COURT BUILDING ACCESSIBILITY RENOVATIONS

360 Adams Street
Brooklyn NY 11201

Conditions

ALL IDEAS, DESIGNS, ARRANGEMENTS AND PLANS INDICATED OR REPRESENTED BY THIS DRAWING ARE OWNED BY, AND THE PROPERTY OF RONNETTE RILEY ARCHITECT AND WERE CREATED, EVOLVED AND DEVELOPED FOR THE USE ON, AND IN CONNECTION WITH THE SPECIFIED PROJECT.
NONE OF SUCH IDEAS, DESIGNS, ARRANGEMENTS OR PLANS SHALL BE USED BY OR DISCLOSED TO ANY PERSON, FIRM OR CORPORATION FOR ANY PURPOSE WHATSOEVER WITHOUT THE WRITTEN PERMISSION OF RONNETTE RILEY ARCHITECT.

© Copyright Ronnette Riley *Architect* 2021

Ronnette Riley *Architect*

494 Eighth Avenue, 15th Floor
New York, NY 10001
T 212 594 4015
F 212 594 2868
www.ronnetteriley.com

MEP Engineer:

Loring Consulting Engineers, Inc.
360 West 31st Street, 14th Floor
New York, NY 10001-2727
T 212-563 7400
www.loringengineers.com
New York City .Washington, DC . Princeton . Durham . Toronto

Structural Engineer:

Silman
32 Old Slip, 10th Floor
New York, NY 10005
T 212-620 7970
www.Silman.com

Rev	Date	Issue
-	11 JUN 2021	SD Submission
-	22 OCT 2021	DD Review
-	23 NOV 2021	Issue for DD 50%
-	4 MAR 2022	Issue for Final DD
-	6 DEC 2022	CD Review
-	28 FEB 2023	CD Final

Title

ELECTRICAL 1ST FLOOR KEY PLAN

Date	06-11-2021
Project No.	12328.000
Drawing By	DK
CHK By	JC
Scale	-

DOB Rev
E-101.00
_ of ___

DOB SCAN

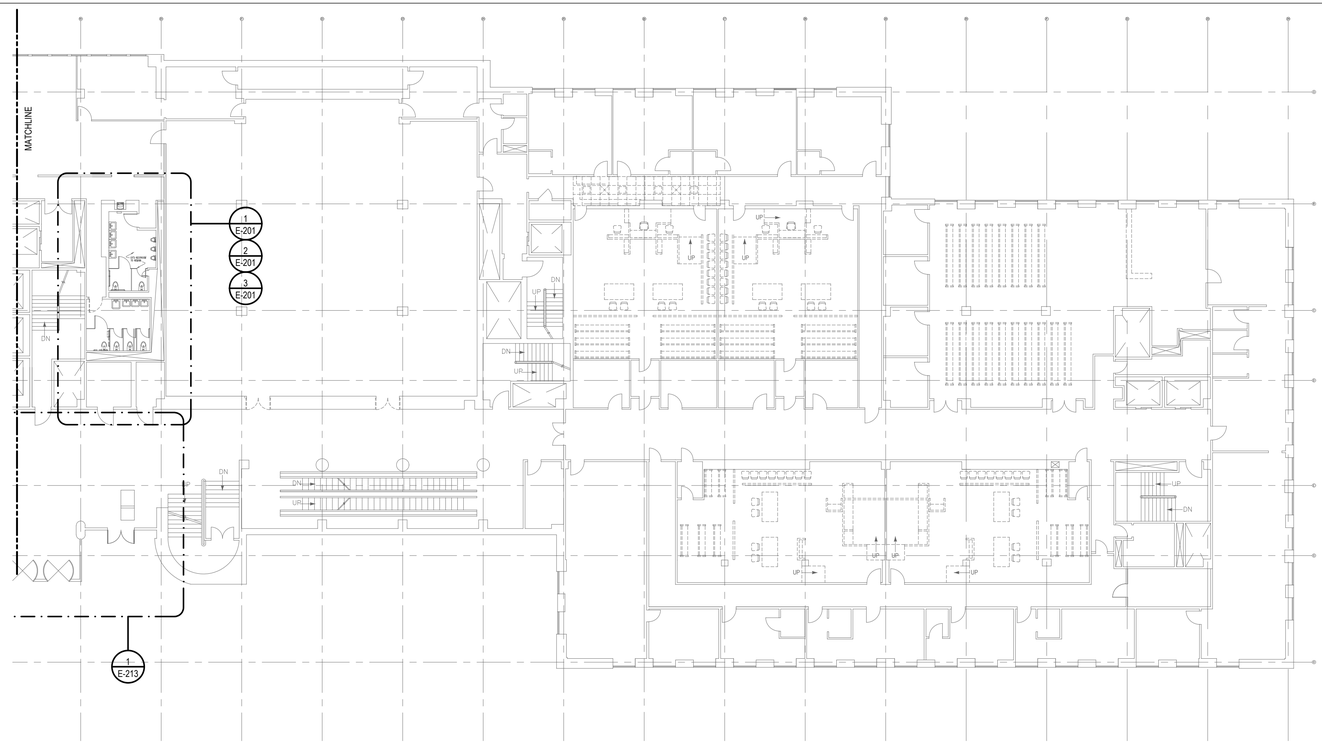

2 2ND FLOOR KEYPLAN - SOUTH
1/16"=1'-0"

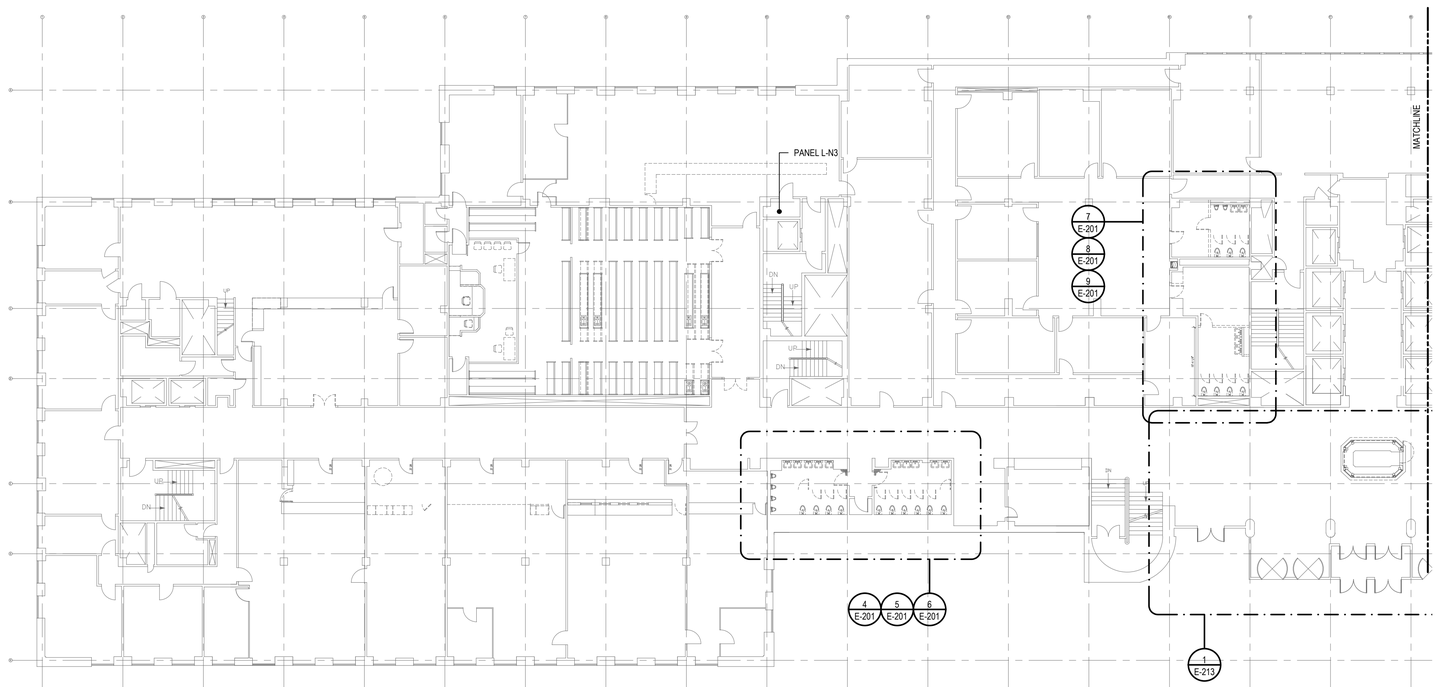

1 2ND FLOOR KEYPLAN - NORTH
1/16"=1'-0"

N 0 8 16 32 FEET

KINGS COUNTY SUPREME COURT BUILDING ACCESSIBILITY RENOVATIONS

360 Adams Street
Brooklyn NY 11201

Conditions

ALL IDEAS, DESIGNS, ARRANGEMENTS AND PLANS INDICATED OR REPRESENTED BY THIS DRAWING ARE OWNED BY, AND THE PROPERTY OF RONNETTE RILEY ARCHITECT AND WERE CREATED, EVOLVED AND DEVELOPED FOR THE USE ON, AND IN CONNECTION WITH THE SPECIFIED PROJECT.
NONE OF SUCH IDEAS, DESIGNS, ARRANGEMENTS OR PLANS SHALL BE USED BY OR DISCLOSED TO ANY PERSON, FIRM OR CORPORATION FOR ANY PURPOSE WHATSOEVER WITHOUT THE WRITTEN PERMISSION OF RONNETTE RILEY ARCHITECT.

© Copyright Ronnette Riley *Architect* 2021

Ronnette Riley *Architect*

494 Eighth Avenue, 15th Floor
New York, NY 10001
T 212 594 4015
F 212 594 2868
www.ronnetteriley.com

MEP Engineer:

Loring Consulting Engineers, Inc.
360 West 31st Street, 14th Floor
New York, NY 10001-2727
T 212-563 7400
www.loringengineers.com
New York City .Washington, DC . Princeton . Durham . Toronto

Structural Engineer:

Silman
32 Old Slip, 10th Floor
New York, NY 10005
T 212-620 7970
www.Silman.com

Rev	Date	Issue
-	11 JUN 2021	SD Submission
-	22 OCT 2021	DD Review
-	23 NOV 2021	Issue for DD 50%
-	4 MAR 2022	Issue for Final DD
-	6 DEC 2022	CD Review
-	28 FEB 2023	CD Final

Title

ELECTRICAL 2ND FLOOR KEY PLAN

Date	06-11-2021
Project No.	12328.000
Drawing By	DK
CHK By	JC
Scale	-

DOB Rev
E-102.00
_ of __

DOB SCAN

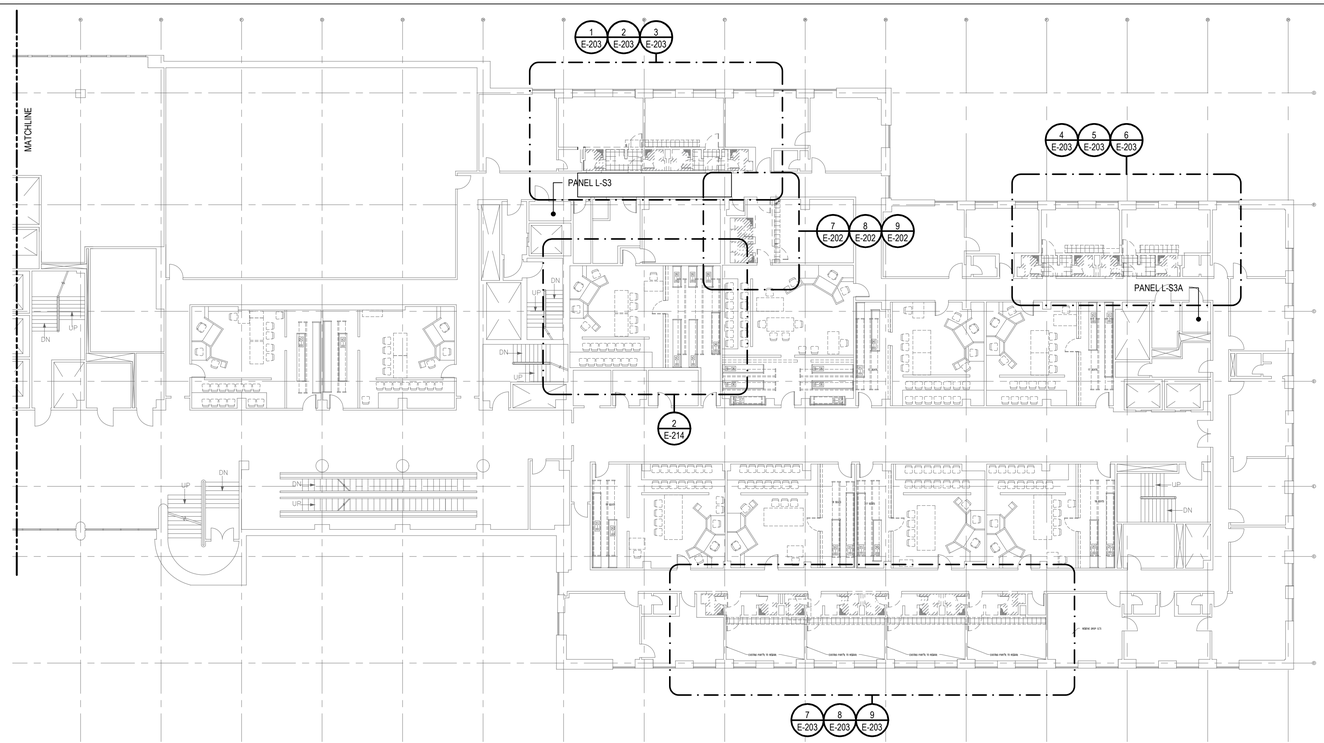

2 3RD FLOOR KEYPLAN - SOUTH
1/16"=1'-0"

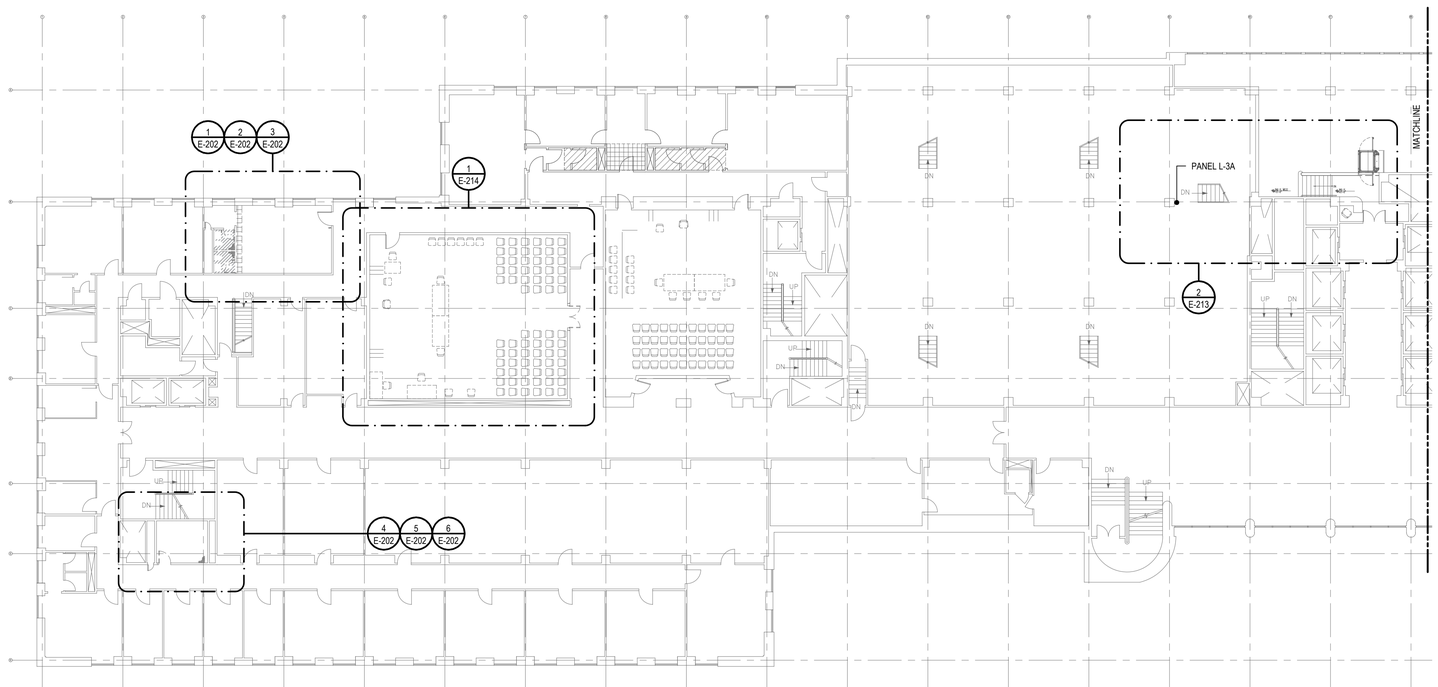

1 3RD FLOOR KEYPLAN - NORTH
1/16"=1'-0"

N 0 8 16 32 FEET

KINGS COUNTY SUPREME COURT BUILDING ACCESSIBILITY RENOVATIONS

360 Adams Street
Brooklyn NY 11201

Conditions

ALL IDEAS, DESIGNS, ARRANGEMENTS AND PLANS INDICATED OR REPRESENTED BY THIS DRAWING ARE OWNED BY, AND THE PROPERTY OF RONNETTE RILEY ARCHITECT AND WERE CREATED, EVOLVED AND DEVELOPED FOR THE USE ON, AND IN CONNECTION WITH THE SPECIFIED PROJECT.
NONE OF SUCH IDEAS, DESIGNS, ARRANGEMENTS OR PLANS SHALL BE USED BY OR DISCLOSED TO ANY PERSON, FIRM OR CORPORATION FOR ANY PURPOSE WHATSOEVER WITHOUT THE WRITTEN PERMISSION OF RONNETTE RILEY ARCHITECT.

© Copyright Ronnette Riley *Architect* 2021

Ronnette Riley *Architect*

494 Eighth Avenue, 15th Floor
New York, NY 10001
T 212 594 4015
F 212 594 2868
www.ronnetteriley.com

MEP Engineer:

Loring Consulting Engineers, Inc.
360 West 31st Street, 14th Floor
New York, NY 10001-2727
T 212-563 7400
www.loringengineers.com
New York City .Washington, DC . Princeton . Durham . Toronto

Structural Engineer:

Silman
32 Old Slip, 10th Floor
New York, NY 10005
T 212-620 7970
www.Silman.com

Rev	Date	Issue
-	11 JUN 2021	SD Submission
-	22 OCT 2021	DD Review
-	23 NOV 2021	Issue for DD 50%
-	4 MAR 2022	Issue for Final DD
-	6 DEC 2022	CD Review
-	28 FEB 2023	CD Final

Title

ELECTRICAL 3RD FLOOR KEY PLAN

Date	06-11-2021
Project No.	12328.000
Drawing By	DK
CHK By	JC
Scale	-

DOB Rev
E-103.00
_ of __

DOB SCAN

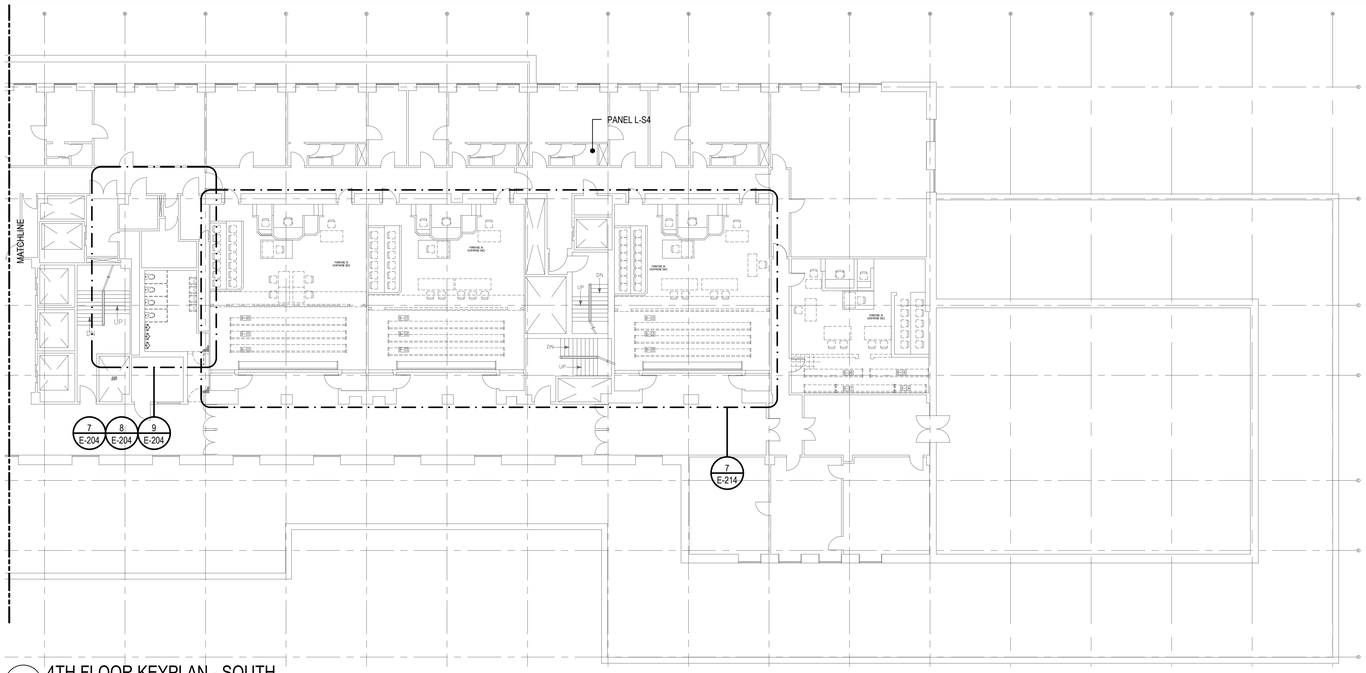

2 4TH FLOOR KEYPLAN - SOUTH
1/16"=1'-0"

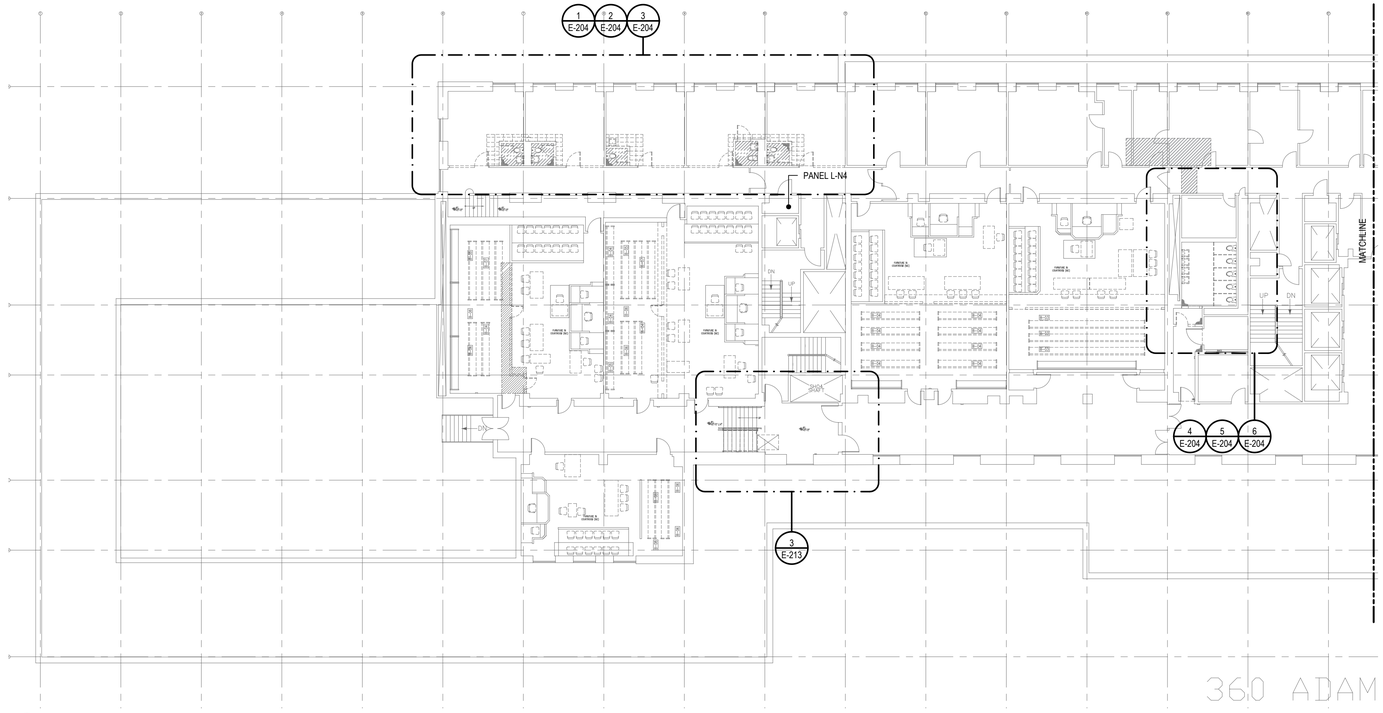

1 4TH FLOOR KEYPLAN - NORTH
1/16"=1'-0"

N 0 8 16 32 FEET

KINGS COUNTY SUPREME COURT BUILDING ACCESSIBILITY RENOVATIONS

360 Adams Street
Brooklyn NY 11201

Conditions

ALL IDEAS, DESIGNS, ARRANGEMENTS AND PLANS INDICATED OR REPRESENTED BY THIS DRAWING ARE OWNED BY, AND THE PROPERTY OF RONNETTE RILEY ARCHITECT AND WERE CREATED, EVOLVED AND DEVELOPED FOR THE USE ON, AND IN CONNECTION WITH THE SPECIFIED PROJECT.
NONE OF SUCH IDEAS, DESIGNS, ARRANGEMENTS OR PLANS SHALL BE USED BY OR DISCLOSED TO ANY PERSON, FIRM OR CORPORATION FOR ANY PURPOSE WHATSOEVER WITHOUT THE WRITTEN PERMISSION OF RONNETTE RILEY ARCHITECT.

© Copyright Ronnette Riley *Architect* 2021

Ronnette Riley *Architect*

494 Eighth Avenue, 15th Floor
New York, NY 10001
T 212 594 4015
F 212 594 2868
www.ronnetteriley.com

MEP Engineer:

Loring Consulting Engineers, Inc.
360 West 31st Street, 14th Floor
New York, NY 10001-2727
T 212-563 7400
www.loringengineers.com
New York City .Washington, DC . Princeton . Durham . Toronto

Structural Engineer:

Silman
32 Old Slip, 10th Floor
New York, NY 10005
T 212-620 7970
www.Silman.com

Rev	Date	Issue
-	11 JUN 2021	SD Submission
-	22 OCT 2021	DD Review
-	23 NOV 2021	Issue for DD 50%
-	4 MAR 2022	Issue for Final DD
-	6 DEC 2022	CD Review
-	28 FEB 2023	CD Final

Title

ELECTRICAL 4TH FLOOR KEY PLAN

Date	06-11-2021
Project No.	12328.000
Drawing By	DK
CHK By	JC
Scale	-

DOB Rev
E-104.00
_ of __

DOB SCAN

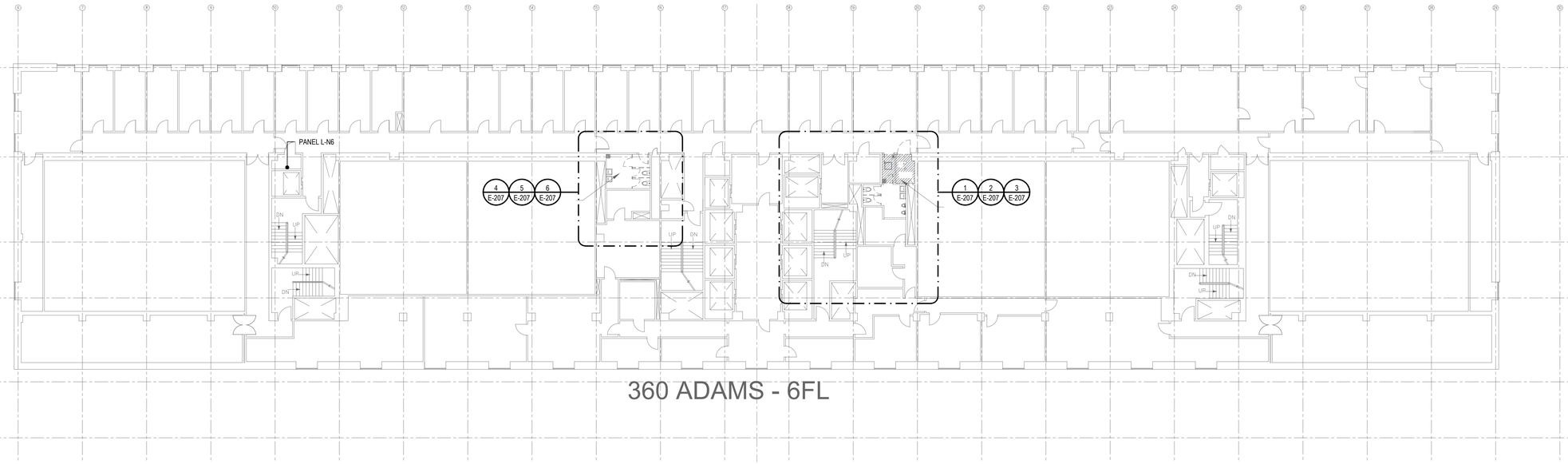

2 6TH FLOOR KEYPLAN
1/16"=1'-0"

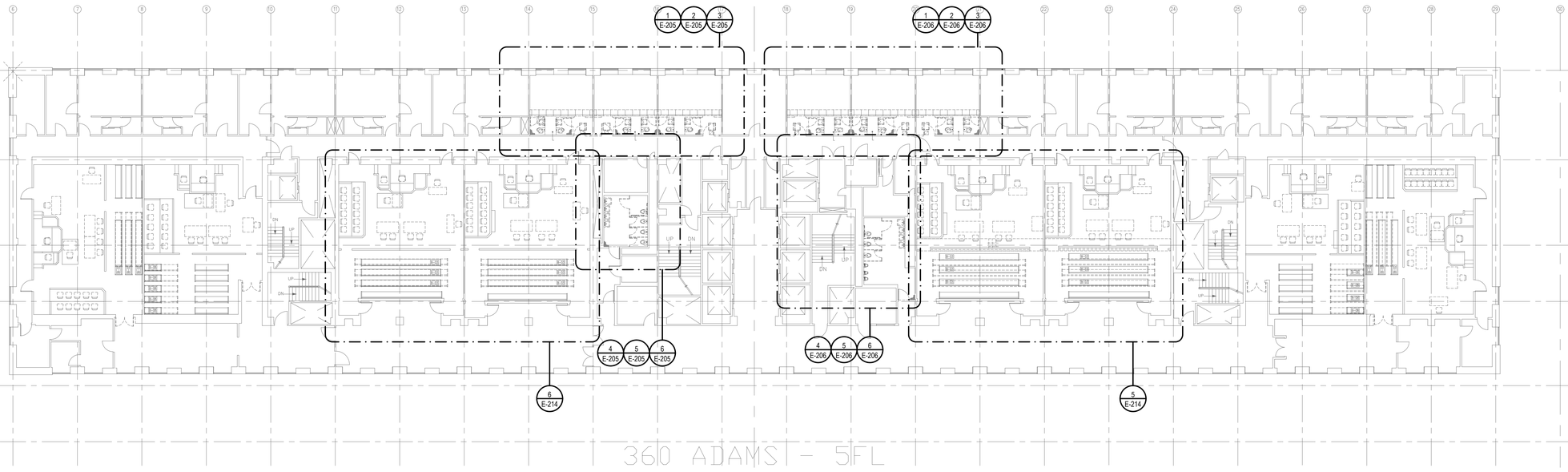

1 5TH FLOOR KEYPLAN
1/16"=1'-0"

N 0 8 16 32 FEET

KINGS COUNTY SUPREME COURT BUILDING ACCESSIBILITY RENOVATIONS

360 Adams Street
Brooklyn NY 11201

Conditions

ALL IDEAS, DESIGNS, ARRANGEMENTS AND PLANS INDICATED OR REPRESENTED BY THIS DRAWING ARE OWNED BY, AND THE PROPERTY OF RONNETTE RILEY ARCHITECT AND WERE CREATED, EVOLVED AND DEVELOPED FOR THE USE ON, AND IN CONNECTION WITH THE SPECIFIED PROJECT.
NONE OF SUCH IDEAS, DESIGNS, ARRANGEMENTS OR PLANS SHALL BE USED BY OR DISCLOSED TO ANY PERSON, FIRM OR CORPORATION FOR ANY PURPOSE WHATSOEVER WITHOUT THE WRITTEN PERMISSION OF RONNETTE RILEY ARCHITECT.

© Copyright Ronnette Riley *Architect* 2021

Ronnette Riley *Architect*

494 Eighth Avenue, 15th Floor
New York, NY 10001
T 212 594 4015
F 212 594 2868
www.ronnetteriley.com

MEP Engineer:

Loring Consulting Engineers, Inc.
360 West 31st Street, 14th Floor
New York, NY 10001-2727
T 212-563 7400
www.loringengineers.com
New York City .Washington, DC . Princeton . Durham . Toronto

Structural Engineer:

Silman
32 Old Slip , 10th Floor
New York, NY 10005
T 212-620 7970
www.Silman.com

Rev	Date	Issue
-	11 JUN 2021	SD Submission
-	22 OCT 2021	DD Review
-	23 NOV 2021	Issue for DD 50%
-	4 MAR 2022	Issue for Final DD
-	6 DEC 2022	CD Review
-	28 FEB 2023	CD Final

Title

ELECTRICAL 5TH AND 6TH FLOOR KEY PLAN

Date	06-11-2021
Project No.	12328.000
Drawing By	DK
CHK By	JC
Scale	-

DOB Rev
E-105.00
_ of __

DOB SCAN

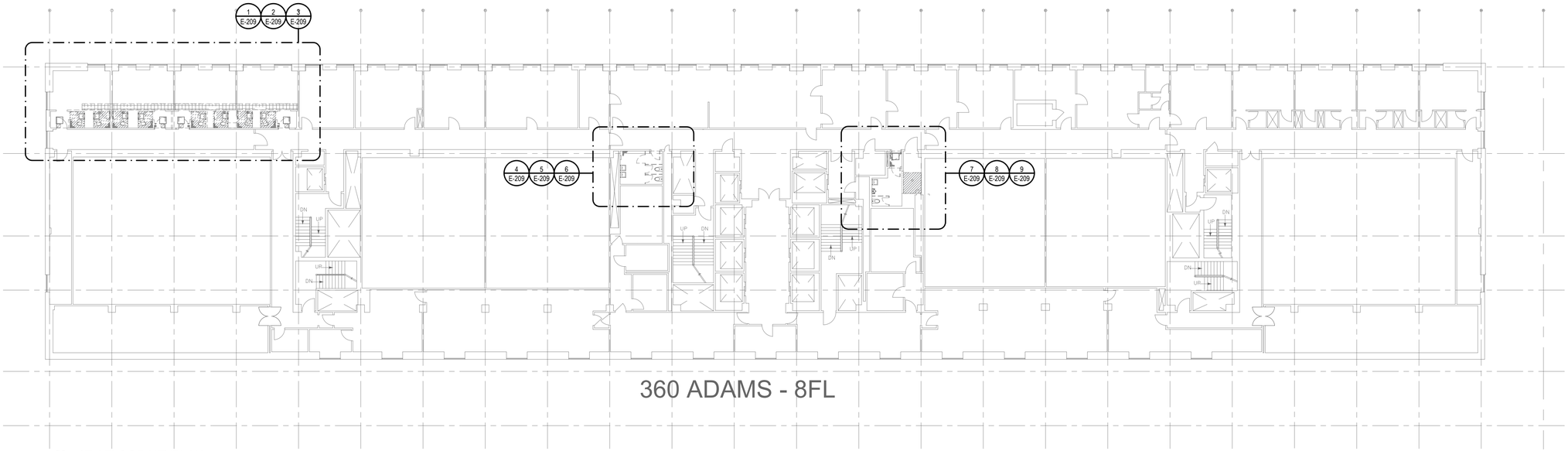

2 8TH FLOOR KEYPLAN
1/16"=1'-0"

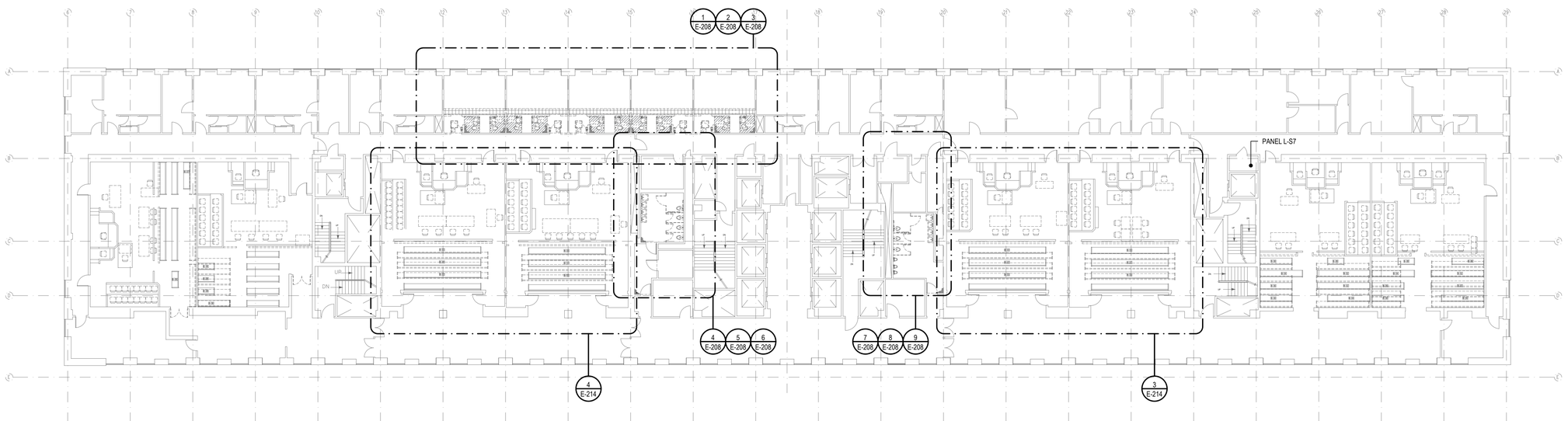

1 7TH FLOOR KEYPLAN
1/16"=1'-0"

N 0 8 16 32 FEET

KINGS COUNTY SUPREME COURT BUILDING ACCESSIBILITY RENOVATIONS

360 Adams Street
Brooklyn NY 11201

Conditions

ALL IDEAS, DESIGNS, ARRANGEMENTS AND PLANS INDICATED OR REPRESENTED BY THIS DRAWING ARE OWNED BY, AND THE PROPERTY OF RONNETTE RILEY ARCHITECT AND WERE CREATED, EVOLVED AND DEVELOPED FOR THE USE ON, AND IN CONNECTION WITH THE SPECIFIED PROJECT.
NONE OF SUCH IDEAS, DESIGNS, ARRANGEMENTS OR PLANS SHALL BE USED BY OR DISCLOSED TO ANY PERSON, FIRM OR CORPORATION FOR ANY PURPOSE WHATSOEVER WITHOUT THE WRITTEN PERMISSION OF RONNETTE RILEY ARCHITECT.

© Copyright Ronnette Riley *Architect* 2021

Ronnette Riley *Architect*

494 Eighth Avenue, 15th Floor
New York, NY 10001
T 212 594 4015
F 212 594 2868
www.ronnetteriley.com

MEP Engineer:

Loring Consulting Engineers, Inc.
360 West 31st Street, 14th Floor
New York, NY 10001-2727
T 212-563 7400
www.loringengineers.com
New York City .Washington, DC . Princeton . Durham . Toronto

Structural Engineer:

Silman
32 Old Slip, 10th Floor
New York, NY 10005
T 212-620 7970
www.Silman.com

Rev	Date	Issue
-	11 JUN 2021	SD Submission
-	22 OCT 2021	DD Review
-	23 NOV 2021	Issue for DD 50%
-	4 MAR 2022	Issue for Final DD
-	6 DEC 2022	CD Review
-	28 FEB 2023	CD Final

Title

ELECTRICAL 7TH AND 8TH FLOOR KEY PLAN

Date	06-11-2021
Project No.	12328.000
Drawing By	DK
CHK By	JC
Scale	-

DOB Rev
E-106.00
_ of __

DOB SCAN

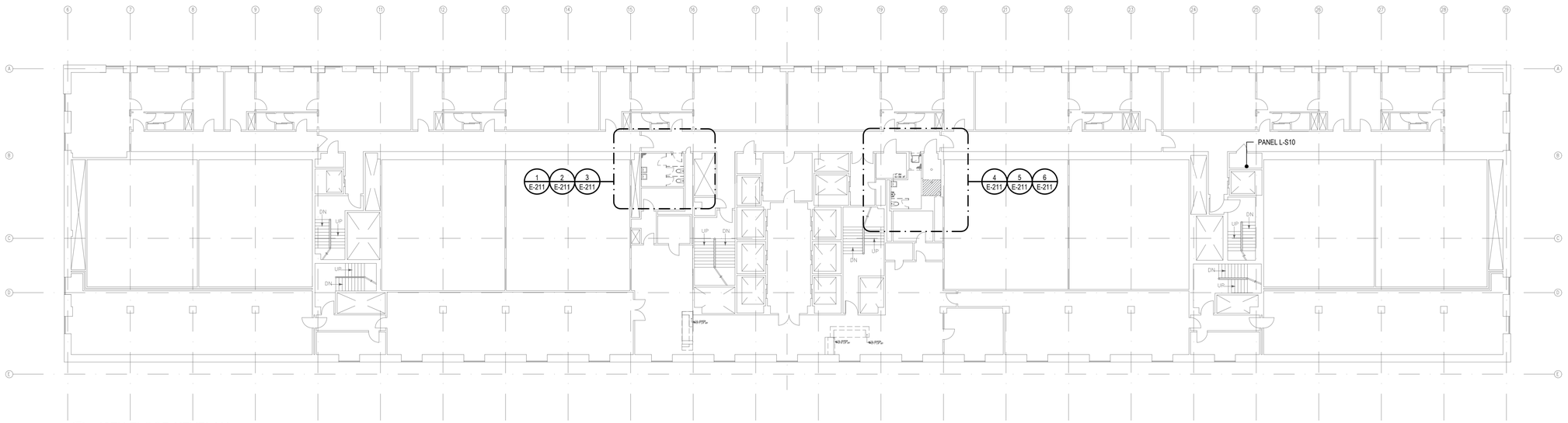
PANEL L-S10
1 E-211
2 E-211
3 E-211
4 E-211
5 E-211
6 E-211
UP
DN
UP
DN
DN
UP
UP
DN
DN
UP
DN
UP
DN
UP

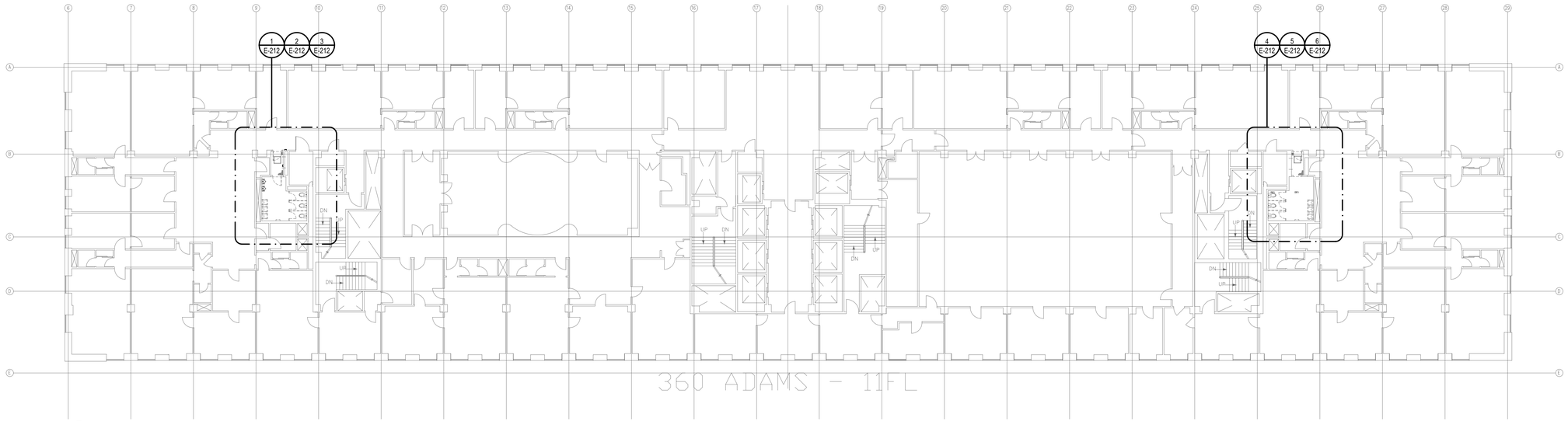

1 11TH FLOOR KEYPLAN - SOUTH
1/16"=1'-0"

N 0 8 16 32 FEET

KINGS COUNTY SUPREME COURT BUILDING ACCESSIBILITY RENOVATIONS

360 Adams Street
Brooklyn NY 11201

Conditions

ALL IDEAS, DESIGNS, ARRANGEMENTS AND PLANS INDICATED OR REPRESENTED BY THIS DRAWING ARE OWNED BY, AND THE PROPERTY OF RONNETTE RILEY ARCHITECT AND WERE CREATED, EVOLVED AND DEVELOPED FOR THE USE ON, AND IN CONNECTION WITH THE SPECIFIED PROJECT.
NONE OF SUCH IDEAS, DESIGNS, ARRANGEMENTS OR PLANS SHALL BE USED BY OR DISCLOSED TO ANY PERSON, FIRM OR CORPORATION FOR ANY PURPOSE WHATSOEVER WITHOUT THE WRITTEN PERMISSION OF RONNETTE RILEY ARCHITECT.

© Copyright Ronnette Riley *Architect* 2021

Ronnette Riley *Architect*

494 Eighth Avenue, 15th Floor
New York, NY 10001
T 212 594 4015
F 212 594 2868
www.ronnetteriley.com

MEP Engineer:

Loring Consulting Engineers, Inc.
360 West 31st Street, 14th Floor
New York, NY 10001-2727
T 212-563 7400
www.loringengineers.com
New York City .Washington, DC . Princeton . Durham . Toronto

Structural Engineer:

Silman
32 Old Slip, 10th Floor
New York, NY 10005
T 212-620 7970
www.Silman.com

Rev	Date	Issue
-	11 JUN 2021	SD Submission
-	22 OCT 2021	DD Review
-	23 NOV 2021	Issue for DD 50%
-	4 MAR 2022	Issue for Final DD
-	6 DEC 2022	CD Review
-	28 FEB 2023	CD Final

Title

ELECTRICAL 11TH FLOOR KEY PLAN

Date	06-11-2021
Project No.	12328.000
Drawing By	DK
CHK By	JC
Scale	-

DOB Rev
E-108.00
_ of ___

DOB SCAN

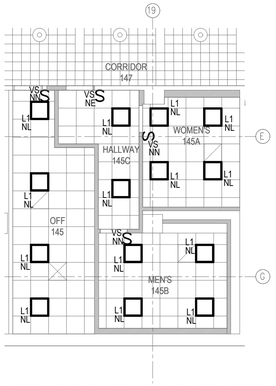

12 1ST FLOOR REFLECTED CEILING PLAN
1/8"=1'-0"

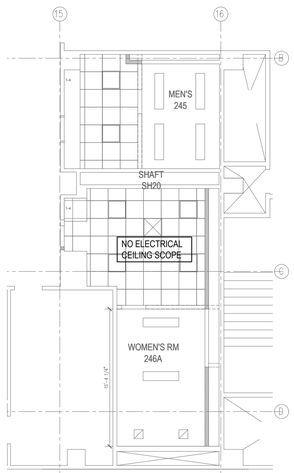

9 2ND FLOOR REFLECTED CEILING PLAN
1/8"=1'-0"

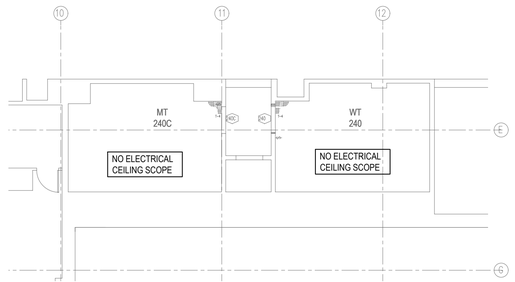

6 2ND FLOOR REFLECTED CEILING PLAN
1/8"=1'-0"

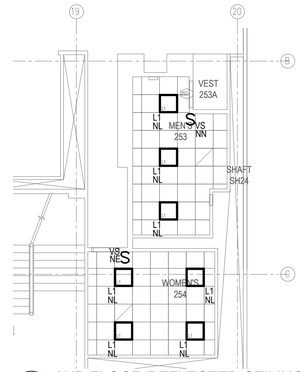

3 2ND FLOOR REFLECTED CEILING PLAN
1/8"=1'-0"

11 1ST FLOOR CONSTRUCTION PLAN
1/8"=1'-0"

8 2ND FLOOR CONSTRUCTION PLAN
1/8"=1'-0"

5 2ND FLOOR CONSTRUCTION PLAN
1/8"=1'-0"

2 2ND FLOOR CONSTRUCTION PLAN
1/8"=1'-0"

10 1ST FLOOR SELECTIVE REMOVAL PLAN
1/8"=1'-0"

7 2ND FLOOR SELECTIVE REMOVAL PLAN
1/8"=1'-0"

4 2ND FLOOR SELECTIVE REMOVAL PLAN
1/8"=1'-0"

1 2ND FLOOR SELECTIVE REMOVAL PLAN
1/8"=1'-0"

NOTES - SELECTIVE REMOVAL PLANS:

1. WHERE EXISTING LIGHTS AND SWITCHES ARE BEING REMOVED, THE EXISTING CIRCUITRY SHALL REMAIN AND BE USED FOR THE NEW LIGHTS AND SWITCHES. EXTEND CIRCUITRY AS REQUIRED.
2. WHERE REQUIRED, ROOMS SHALL BE RE-CIRCUITED FOR ALL FIXTURES TO BE CONTROLLED BY NEW OCCUPANCY CONTROL OR EXISTING TOGGLE SWITCH.
3. CONTRACTOR TO MAINTAIN CIRCUITING FOR REMOVED RECEPTACLES.
4. WHERE ALL GANGS OF AN EXISTING SWITCH BOX ARE NOT REUSED, A BLANK OR MULTIGANG COVER PLATE WITH THE REQUIRED NUMBER OF BLANK POSITIONS SHALL BE PROVIDED AND SAFE OFF WIRING.

N 0 4 8 16 FEET

KINGS COUNTY SUPREME COURT BUILDING ACCESSIBILITY RENOVATIONS

360 Adams Street
Brooklyn NY 11201

Conditions

ALL IDEAS, DESIGNS, ARRANGEMENTS AND PLANS INDICATED OR REPRESENTED BY THIS DRAWING ARE OWNED BY, AND THE PROPERTY OF RONNETTE RILEY ARCHITECT AND WERE CREATED, EVOLVED AND DEVELOPED FOR THE USE ON, AND IN CONNECTION WITH THE SPECIFIED PROJECT.
NONE OF SUCH IDEAS, DESIGNS, ARRANGEMENTS OR PLANS SHALL BE USED BY OR DISCLOSED TO ANY PERSON, FIRM OR CORPORATION FOR ANY PURPOSE WHATSOEVER WITHOUT THE WRITTEN PERMISSION OF RONNETTE RILEY ARCHITECT.

© Copyright Ronnette Riley *Architect* 2021

Ronnette Riley *Architect*

494 Eighth Avenue, 15th Floor
New York, NY 10001
T 212 594 4015
F 212 594 2868
www.ronnetteriley.com

MEP Engineer:

Loring Consulting Engineers, Inc.
360 West 31st Street, 14th Floor
New York, NY 10001-2727
T 212-563 7400
www.loringengineers.com
New York City .Washington, DC . Princeton . Durham . Toronto

Structural Engineer:

Silman
32 Old Slip, 10th Floor
New York, NY 10005
T 212-620 7970
www.Silman.com

Rev	Date	Issue
-	11 JUN 2021	SD Submission
-	22 OCT 2021	DD Review
-	23 NOV 2021	Issue for DD 50%
-	4 MAR 2022	Issue for Final DD
-	6 DEC 2022	CD Review
-	28 FEB 2023	CD Final

Title

ELECTRICAL 1ST & 2ND FL. PARTIAL PLANS-SHEET 1

Date	06-11-2021
Project No.	12328.000
Drawing By	DK
CHK By	JC
Scale	-

DOB Rev
E-201.00
_ of __

DOB SCAN

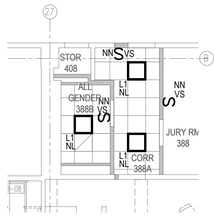

9 REFLECTED CEILING PLAN
1/8"=1'-0"

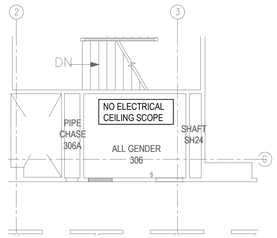

6 REFLECTED CEILING PLAN
1/8"=1'-0"

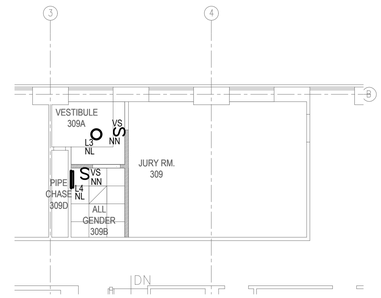

3 REFLECTED CEILING PLAN
1/8"=1'-0"

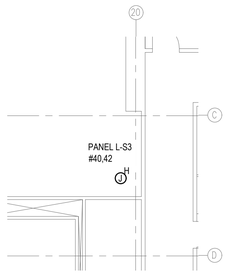

10 CONSTRUCTION PLAN
1/8"=1'-0"

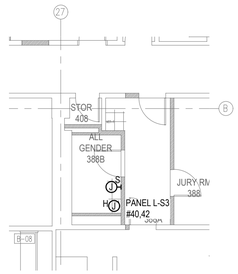

8 CONSTRUCTION PLAN
1/8"=1'-0"

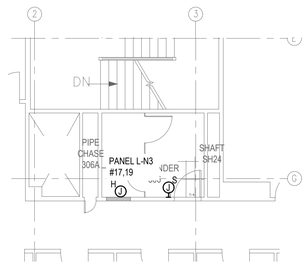

5 CONSTRUCTION PLAN
1/8"=1'-0"

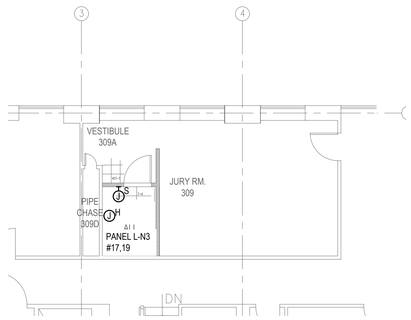

2 CONSTRUCTION PLAN
1/8"=1'-0"

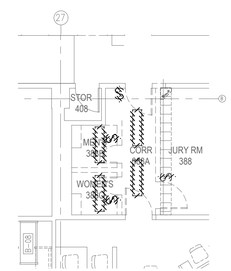

7 SELECTIVE REMOVAL PLAN
1/8"=1'-0"

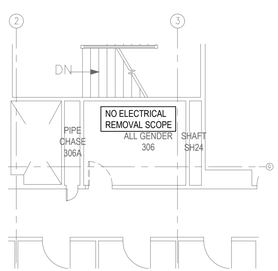

4 SELECTIVE REMOVAL PLAN
1/8"=1'-0"

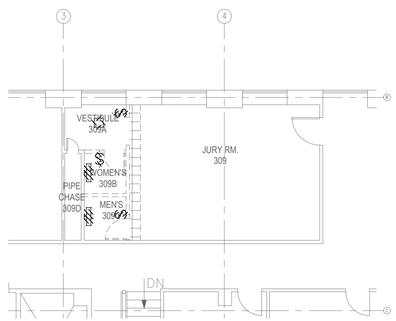

1 SELECTIVE REMOVAL PLAN
1/8"=1'-0"

NOTES - SELECTIVE REMOVAL PLANS:

1. WHERE EXISTING LIGHTS AND SWITCHES ARE BEING REMOVED, THE EXISTING CIRCUITRY SHALL REMAIN AND BE USED FOR THE NEW LIGHTS AND SWITCHES. EXTEND CIRCUITRY AS REQUIRED
2. WHERE REQUIRED, ROOMS SHALL BE RE-CIRCUITED FOR ALL FIXTURES TO BE CONTROLLED BY NEW OCCUPANCY CONTROL OR EXISTING TOGGLE SWITCH.
3. WHERE ALL GANGS OF AN EXISTING SWITCH BOX ARE NOT REUSED, A BLANK OR MULTIGANG COVER PLATE WITH THE REQUIRED NUMBER OF BLANK POSITIONS SHALL BE PROVIDED AND SAFE OFF WIRING.

N 0 4 8 16 FEET

KINGS COUNTY SUPREME COURT BUILDING ACCESSIBILITY RENOVATIONS

360 Adams Street
Brooklyn NY 11201

Conditions

ALL IDEAS, DESIGNS, ARRANGEMENTS AND PLANS INDICATED OR REPRESENTED BY THIS DRAWING ARE OWNED BY, AND THE PROPERTY OF RONNETTE RILEY ARCHITECT AND WERE CREATED, EVOLVED AND DEVELOPED FOR THE USE ON, AND IN CONNECTION WITH THE SPECIFIED PROJECT.
NONE OF SUCH IDEAS, DESIGNS, ARRANGEMENTS OR PLANS SHALL BE USED BY OR DISCLOSED TO ANY PERSON, FIRM OR CORPORATION FOR ANY PURPOSE WHATSOEVER WITHOUT THE WRITTEN PERMISSION OF RONNETTE RILEY ARCHITECT.

© Copyright Ronnette Riley *Architect* 2021

Ronnette Riley *Architect*

494 Eighth Avenue, 15th Floor
New York, NY 10001
T 212 594 4015
F 212 594 2868
www.ronnetteriley.com

MEP Engineer:

Loring Consulting Engineers, Inc.
360 West 31st Street, 14th Floor
New York, NY 10001-2727
T 212-563 7400
www.loringengineers.com
New York City .Washington, DC . Princeton . Durham . Toronto

Structural Engineer:

Silman
32 Old Slip, 10th Floor
New York, NY 10005
T 212-620 7970
www.Silman.com

Rev	Date	Issue
-	11 JUN 2021	SD Submission
-	22 OCT 2021	DD Review
-	23 NOV 2021	Issue for DD 50%
-	4 MAR 2022	Issue for Final DD
-	6 DEC 2022	CD Review
-	28 FEB 2023	CD Final

Title

ELECTRICAL 3RD FLOOR PARTIAL PLANS - SHEET 1

Date	06-11-2021
Project No.	12328.000
Drawing By	DK
CHK By	JC
Scale	-

DOB Rev
E-202.00
_ of __

DOB SCAN

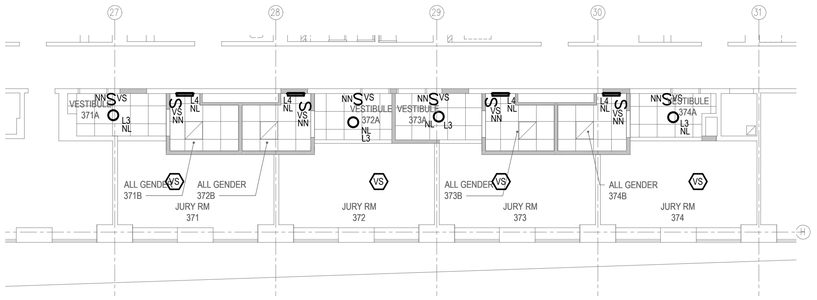

9 REFLECTED CEILING PLAN
1/8"=1'-0"

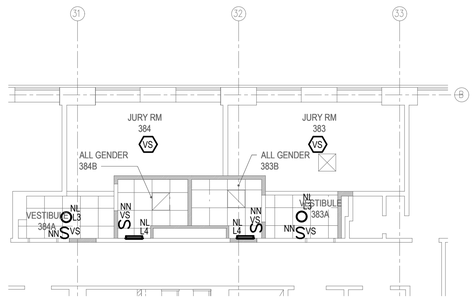

6 REFLECTED CEILING PLAN
1/8"=1'-0"

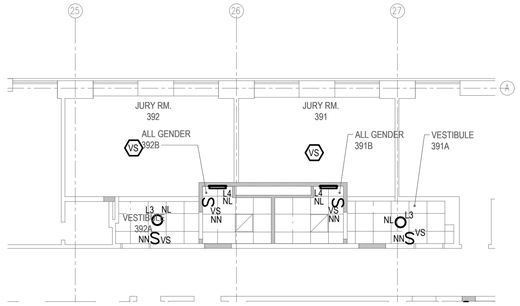

3 REFLECTED CEILING PLAN
1/8"=1'-0"

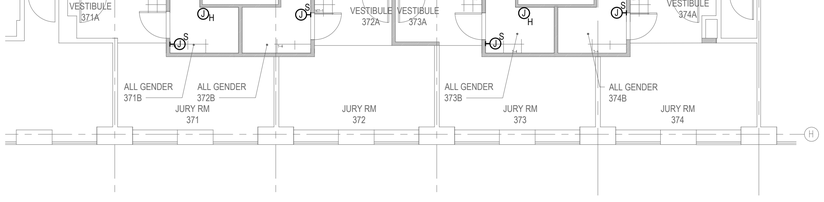

8 CONSTRUCTION PLAN
1/8"=1'-0"

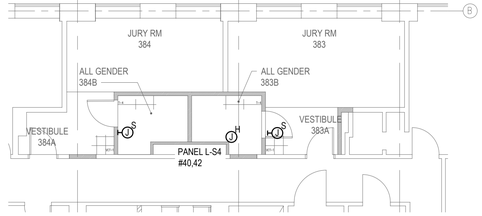

5 CONSTRUCTION PLAN
1/8"=1'-0"

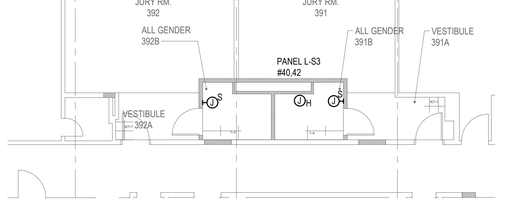

2 CONSTRUCTION PLAN
1/8"=1'-0"

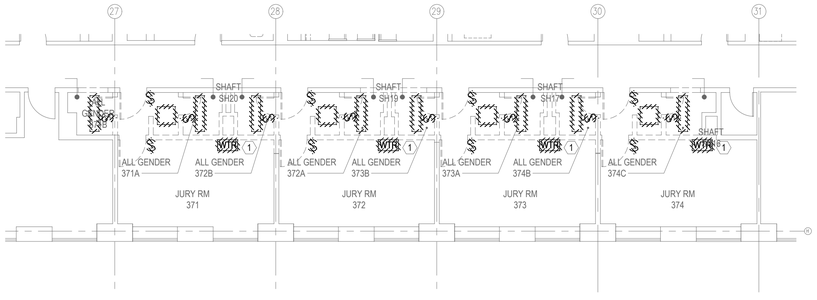

7 SELECTIVE REMOVAL PLAN
1/8"=1'-0"

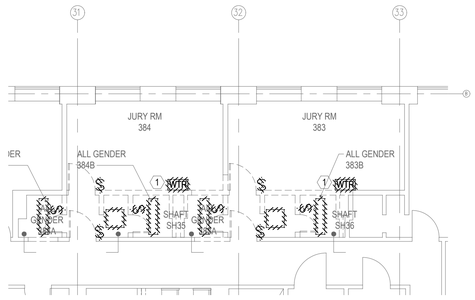

4 SELECTIVE REMOVAL PLAN
1/8"=1'-0"

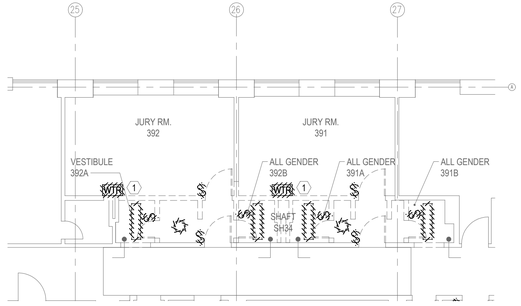

1 SELECTIVE REMOVAL PLAN
1/8"=1'-0"

NOTES - SELECTIVE REMOVAL PLANS:

1. WHERE EXISTING LIGHTS AND SWITCHES ARE BEING REMOVED, THE EXISTING CIRCUITRY SHALL REMAIN AND BE USED FOR THE NEW LIGHTS AND SWITCHES. EXTEND CIRCUITRY AS REQUIRED
2. WHERE REQUIRED, ROOMS SHALL BE RE-CIRCUITED FOR ALL FIXTURES TO BE CONTROLLED BY NEW OCCUPANCY CONTROL OR EXISTING TOGGLE SWITCH.
3. WHERE ALL GANGS OF AN EXISTING SWITCH BOX ARE NOT REUSED, A BLANK OR MULTIGANG COVER PLATE WITH THE REQUIRED NUMBER OF BLANK POSITIONS SHALL BE PROVIDED AND SAFE OFF WIRING.

KEY NOTES - SELECTIVE REMOVAL PLANS:

1 EXISTING WATER FOUNTAIN TO BE REMOVED ALONG WITH ALL ASSOCIATED CONDUIT AND FEEDERS BACK TO THE SOURCE.

N 0 4 8 16 FEET

KINGS COUNTY SUPREME COURT BUILDING ACCESSIBILITY RENOVATIONS

360 Adams Street
Brooklyn NY 11201

Conditions

ALL IDEAS, DESIGNS, ARRANGEMENTS AND PLANS INDICATED OR REPRESENTED BY THIS DRAWING ARE OWNED BY, AND THE PROPERTY OF RONNETTE RILEY ARCHITECT AND WERE CREATED, EVOLVED AND DEVELOPED FOR THE USE ON, AND IN CONNECTION WITH THE SPECIFIED PROJECT.
NONE OF SUCH IDEAS, DESIGNS, ARRANGEMENTS OR PLANS SHALL BE USED BY OR DISCLOSED TO ANY PERSON, FIRM OR CORPORATION FOR ANY PURPOSE WHATSOEVER WITHOUT THE WRITTEN PERMISSION OF RONNETTE RILEY ARCHITECT.

© Copyright Ronnette Riley *Architect* 2021

Ronnette Riley *Architect*

494 Eighth Avenue, 15th Floor
New York, NY 10001
T 212 594 4015
F 212 594 2868
www.ronnetteriley.com

MEP Engineer:

Loring Consulting Engineers, Inc.
360 West 31st Street, 14th Floor
New York, NY 10001-2727
T 212-563 7400
www.loringengineers.com
New York City .Washington, DC . Princeton . Durham . Toronto

Structural Engineer:

Silman
32 Old Slip, 10th Floor
New York, NY 10005
T 212-620 7970
www.Silman.com

Rev	Date	Issue
-	11 JUN 2021	SD Submission
-	22 OCT 2021	DD Review
-	23 NOV 2021	Issue for DD 50%
-	4 MAR 2022	Issue for Final DD
-	6 DEC 2022	CD Review
-	28 FEB 2023	CD Final

Title

ELECTRICAL 3RD FLOOR PARTIAL PLANS - SHEET 2

Date	06-11-2021
Project No.	12328.000
Drawing By	DK
CHK By	JC
Scale	-

DOB Rev
E-203.00
_ of __

DOB SCAN

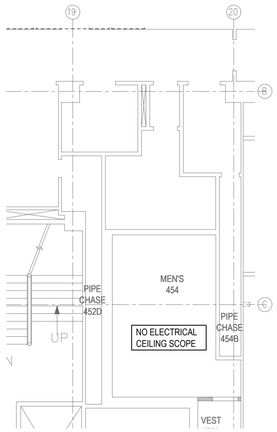

9 REFLECTED CEILING PLAN
1/8"=1'-0"

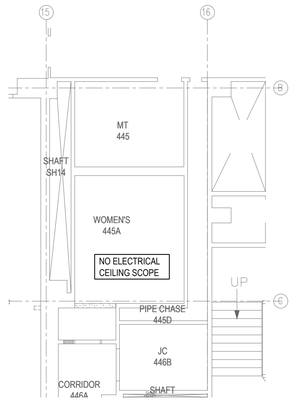

6 REFLECTED CEILING PLAN
1/8"=1'-0"

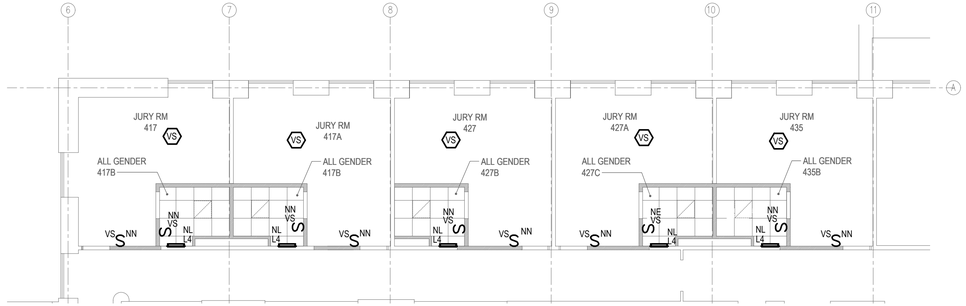

3 REFLECTED CEILING PLAN
1/8"=1'-0"

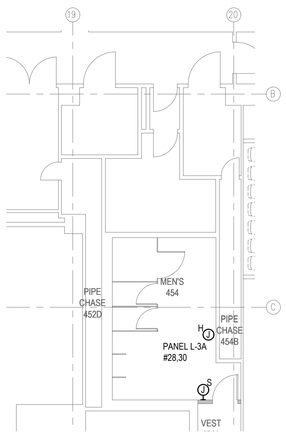

8 CONSTRUCTION PLAN
1/8"=1'-0"

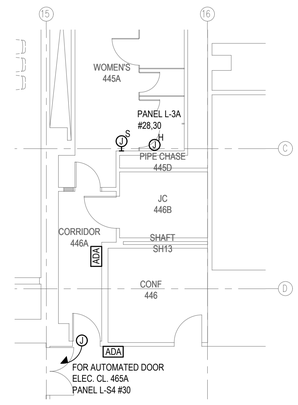

5 CONSTRUCTION PLAN
1/8"=1'-0"

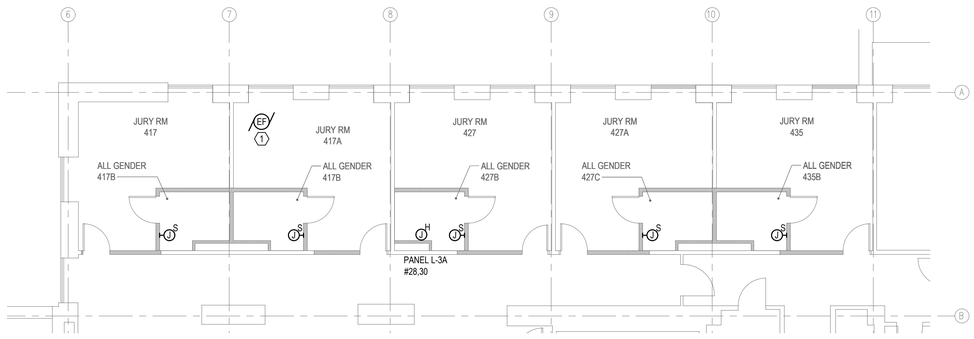

2 CONSTRUCTION PLAN
1/8"=1'-0"

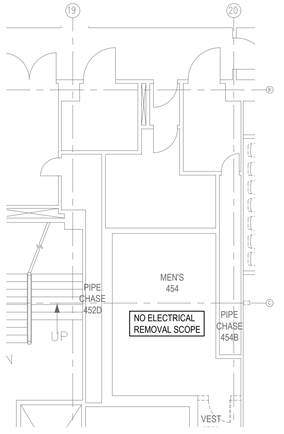

7 SELECTIVE REMOVAL PLAN
1/8"=1'-0"

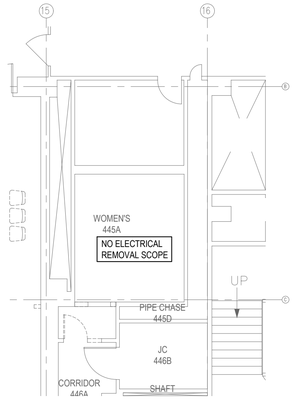

4 SELECTIVE REMOVAL PLAN
1/8"=1'-0"

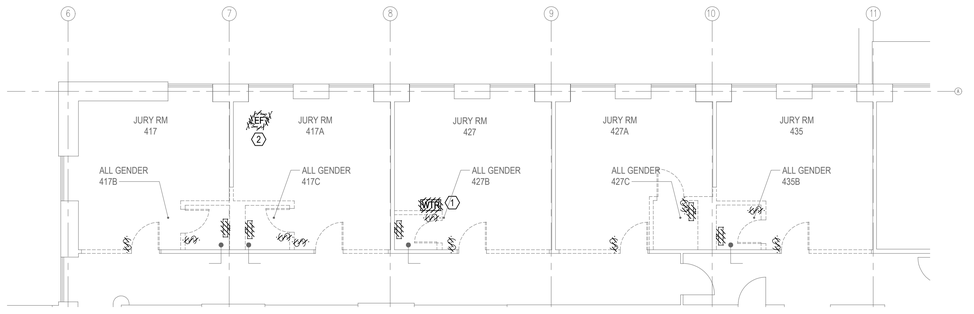

1 SELECTIVE REMOVAL PLAN
1/8"=1'-0"

KEY NOTES - CONSTRUCTION PLANS:

1. NEW EXHAUST FAN CONNECTED TO EXISTING CIRCUITRY. EXTEND CONDUIT AND FEEDERS AS REQUIRED.

NOTES - SELECTIVE REMOVAL PLANS:

1. WHERE EXISTING LIGHTS AND SWITCHES ARE BEING REMOVED, THE EXISTING CIRCUITRY SHALL REMAIN AND BE USED FOR THE NEW LIGHTS AND SWITCHES. EXTEND CIRCUITRY AS REQUIRED.
2. WHERE REQUIRED, ROOMS SHALL BE RE-CIRCUITED FOR ALL FIXTURES TO BE CONTROLLED BY NEW OCCUPANCY CONTROL OR EXISTING TOGGLE SWITCH.
3. WHERE ALL GANGS OF AN EXISTING SWITCH BOX ARE NOT REUSED, A BLANK OR MULTIGANG COVER PLATE WITH THE REQUIRED NUMBER OF BLANK POSITIONS SHALL BE PROVIDED AND SAFE OFF WIRING.

KEY NOTES - SELECTIVE REMOVAL PLANS:

1. EXISTING WATER FOUNTAIN TO BE REMOVED ALONG WITH ALL ASSOCIATED CONDUIT AND FEEDERS BACK TO THE SOURCE.
2. DE-ENERGIZE, DISCONNECT, AND REMOVE EXISTING EXHAUST FAN. ASSOCIATED CONDUIT AND FEEDERS SHALL REMAIN AND BE USED FOR NEW EXHAUST FAN. EXTEND CONDUIT AND FEEDERS AS REQUIRED. COORDINATE REMOVALS WITH CONTRACTOR.

N 0 4 8 16 FEET

KINGS COUNTY SUPREME COURT BUILDING ACCESSIBILITY RENOVATIONS

360 Adams Street
Brooklyn NY 11201

Conditions

ALL IDEAS, DESIGNS, ARRANGEMENTS AND PLANS INDICATED OR REPRESENTED BY THIS DRAWING ARE OWNED BY, AND THE PROPERTY OF RONNETTE RILEY ARCHITECT AND WERE CREATED, EVOLVED AND DEVELOPED FOR THE USE ON, AND IN CONNECTION WITH THE SPECIFIED PROJECT.
NONE OF SUCH IDEAS, DESIGNS, ARRANGEMENTS OR PLANS SHALL BE USED BY OR DISCLOSED TO ANY PERSON, FIRM OR CORPORATION FOR ANY PURPOSE WHATSOEVER WITHOUT THE WRITTEN PERMISSION OF RONNETTE RILEY ARCHITECT.

© Copyright Ronnette Riley *Architect* 2021

Ronnette Riley *Architect*

494 Eighth Avenue, 15th Floor
New York, NY 10001
T 212 594 4015
F 212 594 2868
www.ronnetteriley.com

MEP Engineer:

Loring Consulting Engineers, Inc.
360 West 31st Street, 14th Floor
New York, NY 10001-2727
T 212-563 7400
www.loringengineers.com
New York City .Washington, DC . Princeton . Durham . Toronto

Structural Engineer:

Silman
32 Old Slip, 10th Floor
New York, NY 10005
T 212-620 7970
www.Silman.com

Rev	Date	Issue
-	11 JUN 2021	SD Submission
-	22 OCT 2021	DD Review
-	23 NOV 2021	Issue for DD 50%
-	4 MAR 2022	Issue for Final DD
-	6 DEC 2022	CD Review
-	28 FEB 2023	CD Final

Title

ELECTRICAL 4TH FLOOR PARTIAL PLANS - SHEET 1

Date	06-11-2021
Project No.	12328.000
Drawing By	DK
CHK By	JC
Scale	-

DOB Rev
E-204.00
_ of __

DOB SCAN

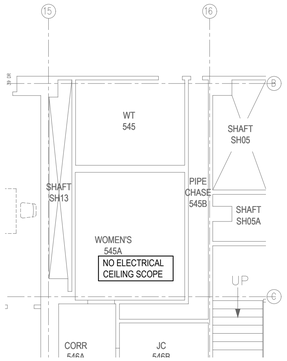

6 REFLECTED CEILING PLAN
1/8"=1'-0"

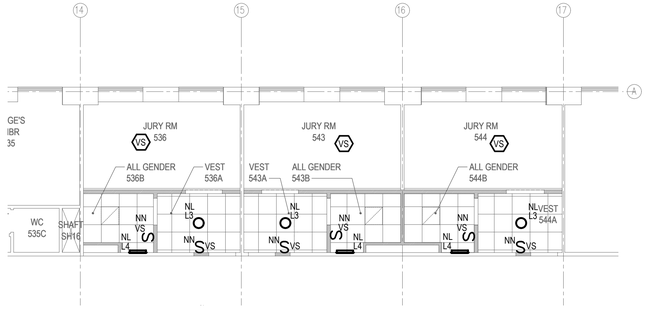

3 REFLECTED CEILING PLAN
1/8"=1'-0"

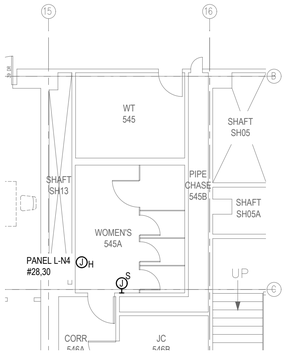

5 CONSTRUCTION PLAN
1/8"=1'-0"

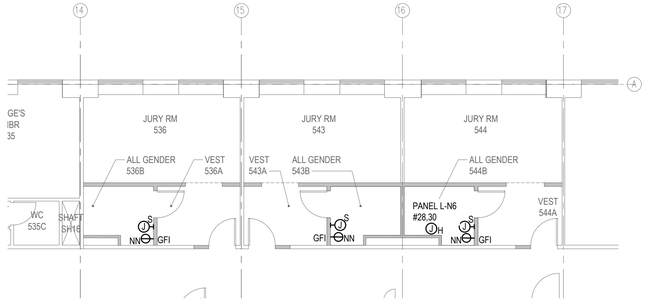

2 CONSTRUCTION PLAN
1/8"=1'-0"

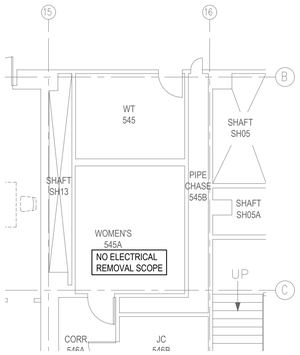

4 SELECTIVE REMOVAL PLAN
1/8"=1'-0"

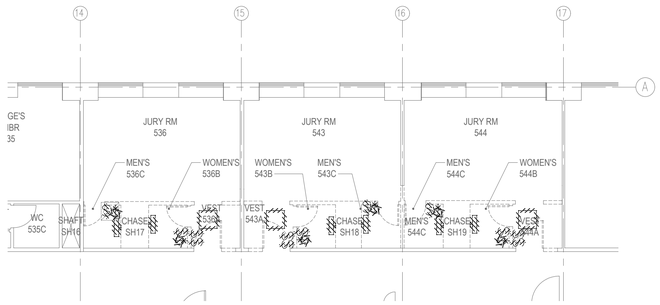

1 SELECTIVE REMOVAL PLAN
1/8"=1'-0"

NOTES - SELECTIVE REMOVAL PLANS:

1. WHERE EXISTING LIGHTS, SWITCHES, AND RECEPTACLES ARE BEING REMOVED, THE EXISTING CIRCUITRY SHALL REMAIN AND BE USED FOR THE NEW LIGHTS, SWITCHES, AND RECEPTACLES. EXTEND CIRCUITRY AS REQUIRED.
2. WHERE REQUIRED, ROOMS SHALL BE RE-CIRCUITED FOR ALL FIXTURES TO BE CONTROLLED BY NEW OCCUPANCY CONTROL OR EXISTING TOGGLE SWITCH.
3. CONTRACTOR TO MAINTAIN CIRCUITING FOR REMOVED RECEPTACLES.
4. WHERE ALL GANGS OF AN EXISTING SWITCH BOX ARE NOT REUSED, A BLANK OR MULTIGANG COVER PLATE WITH THE REQUIRED NUMBER OF BLANK POSITIONS SHALL BE PROVIDED AND SAFE OFF WIRING.

N 0 4 8 16 FEET

KINGS COUNTY SUPREME COURT BUILDING ACCESSIBILITY RENOVATIONS

360 Adams Street
Brooklyn NY 11201

Conditions

ALL IDEAS, DESIGNS, ARRANGEMENTS AND PLANS INDICATED OR REPRESENTED BY THIS DRAWING ARE OWNED BY, AND THE PROPERTY OF RONNETTE RILEY ARCHITECT AND WERE CREATED, EVOLVED AND DEVELOPED FOR THE USE ON, AND IN CONNECTION WITH THE SPECIFIED PROJECT.
NONE OF SUCH IDEAS, DESIGNS, ARRANGEMENTS OR PLANS SHALL BE USED BY OR DISCLOSED TO ANY PERSON, FIRM OR CORPORATION FOR ANY PURPOSE WHATSOEVER WITHOUT THE WRITTEN PERMISSION OF RONNETTE RILEY ARCHITECT.

© Copyright Ronnette Riley *Architect* 2021

Ronnette Riley *Architect*

494 Eighth Avenue, 15th Floor
New York, NY 10001
T 212 594 4015
F 212 594 2868
www.ronnetteriley.com

MEP Engineer:

Loring Consulting Engineers, Inc.
360 West 31st Street, 14th Floor
New York, NY 10001-2727
T 212-563 7400
www.loringengineers.com
New York City .Washington, DC . Princeton . Durham . Toronto

Structural Engineer:

Silman
32 Old Slip, 10th Floor
New York, NY 10005
T 212-620 7970
www.Silman.com

Rev	Date	Issue
-	11 JUN 2021	SD Submission
-	22 OCT 2021	DD Review
-	23 NOV 2021	Issue for DD 50%
-	4 MAR 2022	Issue for Final DD
-	6 DEC 2022	CD Review
-	28 FEB 2023	CD Final

Title

ELECTRICAL 5TH FLOOR PARTIAL PLANS - SHEET 1

Date	06-11-2021
Project No.	12328.000
Drawing By	DK
CHK By	JC
Scale	-

DOB Rev
E-205.00
_ of __

DOB SCAN

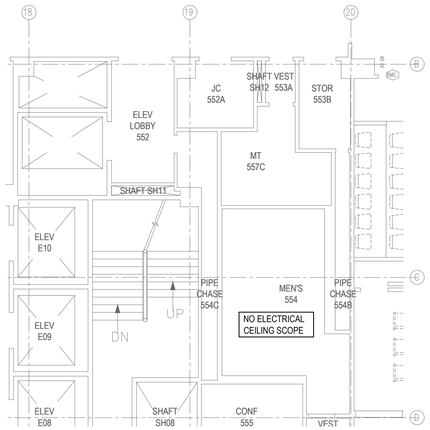

6 REFLECTED CEILING PLAN
1/8"=1'-0"

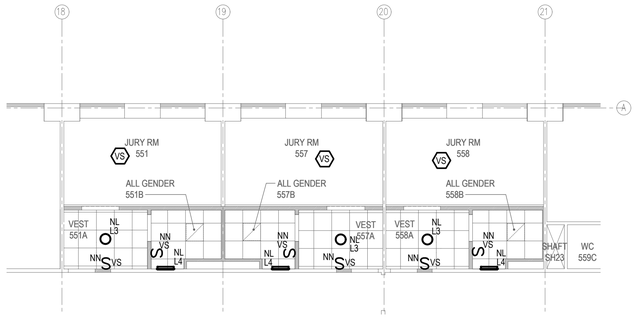

3 REFLECTED CEILING PLAN
1/8"=1'-0"

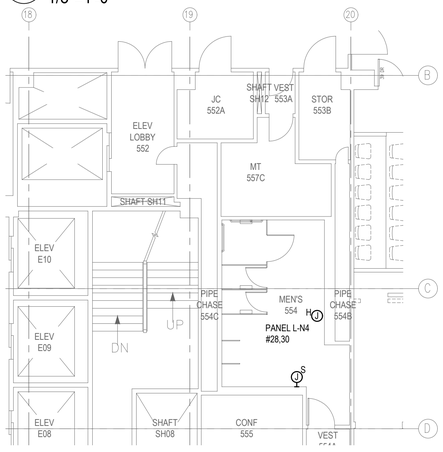

5 CONSTRUCTION PLAN
1/8"=1'-0"

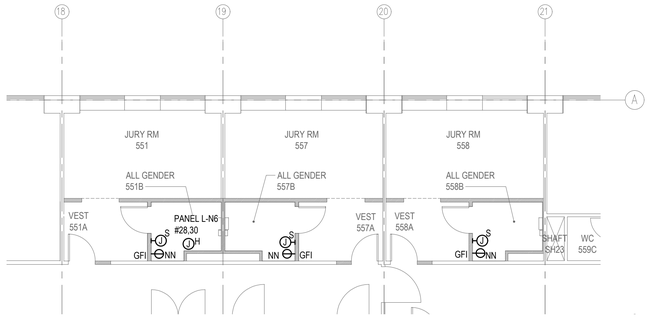

2 CONSTRUCTION PLAN
1/8"=1'-0"

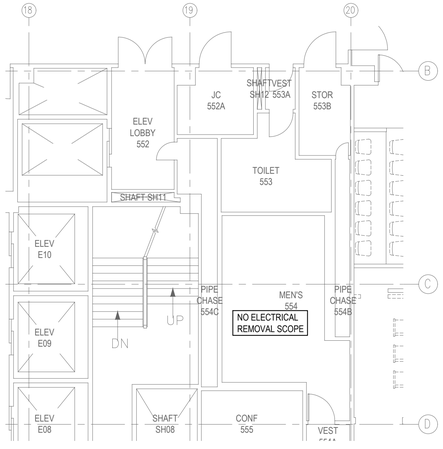

4 SELECTIVE REMOVAL PLAN
1/8"=1'-0"

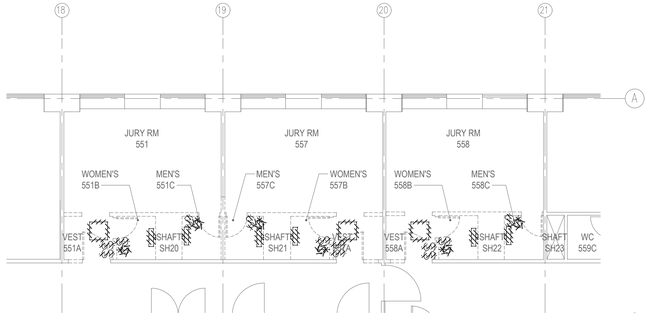

1 SELECTIVE REMOVAL PLAN
1/8"=1'-0"

NOTES - SELECTIVE REMOVAL PLANS:

1. WHERE EXISTING LIGHTS, SWITCHES, AND RECEPTACLES ARE BEING REMOVED, THE EXISTING CIRCUITRY SHALL REMAIN AND BE USED FOR THE NEW LIGHTS, SWITCHES, AND RECEPTACLES. EXTEND CIRCUITRY AS REQUIRED.
2. WHERE REQUIRED, ROOMS SHALL BE RE-CIRCUITED FOR ALL FIXTURES TO BE CONTROLLED BY NEW OCCUPANCY CONTROL OR EXISTING TOGGLE SWITCH.
3. CONTRACTOR TO MAINTAIN CIRCUITING FOR REMOVED RECEPTACLES.
4. WHERE ALL GANGS OF AN EXISTING SWITCH BOX ARE NOT REUSED, A BLANK OR MULTIGANG COVER PLATE WITH THE REQUIRED NUMBER OF BLANK POSITIONS SHALL BE PROVIDED AND SAFE OFF WIRING.

N 0 4 8 16 FEET

KINGS COUNTY SUPREME COURT BUILDING ACCESSIBILITY RENOVATIONS

360 Adams Street
Brooklyn NY 11201

Conditions

ALL IDEAS, DESIGNS, ARRANGEMENTS AND PLANS INDICATED OR REPRESENTED BY THIS DRAWING ARE OWNED BY, AND THE PROPERTY OF RONNETTE RILEY ARCHITECT AND WERE CREATED, EVOLVED AND DEVELOPED FOR THE USE ON, AND IN CONNECTION WITH THE SPECIFIED PROJECT.
NONE OF SUCH IDEAS, DESIGNS, ARRANGEMENTS OR PLANS SHALL BE USED BY OR DISCLOSED TO ANY PERSON, FIRM OR CORPORATION FOR ANY PURPOSE WHATSOEVER WITHOUT THE WRITTEN PERMISSION OF RONNETTE RILEY ARCHITECT.

© Copyright Ronnette Riley *Architect* 2021

Ronnette Riley *Architect*

494 Eighth Avenue, 15th Floor
New York, NY 10001
T 212 594 4015
F 212 594 2868
www.ronnetteriley.com

MEP Engineer:

Loring Consulting Engineers, Inc.
360 West 31st Street, 14th Floor
New York, NY 10001-2727
T 212-563 7400
www.loringengineers.com
New York City .Washington, DC . Princeton . Durham . Toronto

Structural Engineer:

Silman
32 Old Slip, 10th Floor
New York, NY 10005
T 212-620 7970
www.Silman.com

Rev	Date	Issue
-	11 JUN 2021	SD Submission
-	22 OCT 2021	DD Review
-	23 NOV 2021	Issue for DD 50%
-	4 MAR 2022	Issue for Final DD
-	6 DEC 2022	CD Review
-	28 FEB 2023	CD Final

Title

ELECTRICAL 5TH FLOOR PARTIAL PLANS - SHEET 2

Date	06-11-2021
Project No.	12328.000
Drawing By	DK
CHK By	JC
Scale	-

DOB Rev
E-206.00
_ of __

DOB SCAN

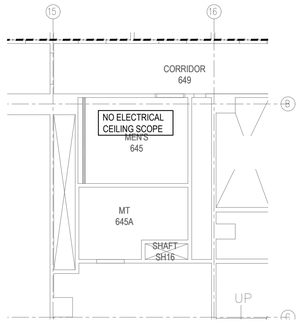

6 REFLECTED CEILING PLAN
1/8"=1'-0"

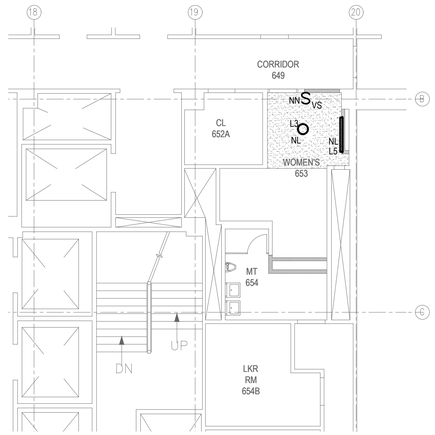

3 REFLECTED CEILING PLAN
1/8"=1'-0"

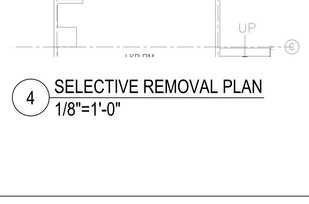

5 CONSTRUCTION PLAN
1/8"=1'-0"

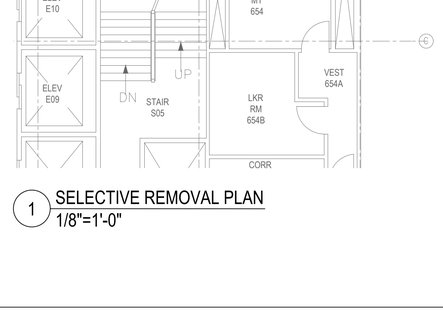

2 CONSTRUCTION PLAN
1/8"=1'-0"

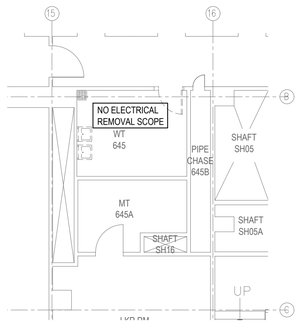

4 SELECTIVE REMOVAL PLAN
1/8"=1'-0"

1 SELECTIVE REMOVAL PLAN
1/8"=1'-0"

NOTES - CONSTRUCTION PLANS:

1. SEE KEY PLANS FOR LOCATION OF ASSOCIATED ELECTRICAL PANEL LOCATIONS.

NOTES - SELECTIVE REMOVAL PLANS:

1. WHERE EXISTING LIGHTS AND SWITCHES ARE BEING REMOVED, THE EXISTING CIRCUITRY SHALL REMAIN AND BE USED FOR THE NEW LIGHTS AND SWITCHES. EXTEND CIRCUITRY AS REQUIRED.
2. WHERE REQUIRED, ROOMS SHALL BE RE-CIRCUITED FOR ALL FIXTURES TO BE CONTROLLED BY NEW OCCUPANCY CONTROL OR EXISTING TOGGLE SWITCH.
3. WHERE ALL GANGS OF AN EXISTING SWITCH BOX ARE NOT REUSED, A BLANK OR MULTIGANG COVER PLATE WITH THE REQUIRED NUMBER OF BLANK POSITIONS SHALL BE PROVIDED AND SAFE OFF WIRING.

N 0 4 8 16 FEET

KINGS COUNTY SUPREME COURT BUILDING ACCESSIBILITY RENOVATIONS

360 Adams Street
Brooklyn NY 11201

Conditions

ALL IDEAS, DESIGNS, ARRANGEMENTS AND PLANS INDICATED OR REPRESENTED BY THIS DRAWING ARE OWNED BY, AND THE PROPERTY OF RONNETTE RILEY ARCHITECT AND WERE CREATED, EVOLVED AND DEVELOPED FOR THE USE ON, AND IN CONNECTION WITH THE SPECIFIED PROJECT.
NONE OF SUCH IDEAS, DESIGNS, ARRANGEMENTS OR PLANS SHALL BE USED BY OR DISCLOSED TO ANY PERSON, FIRM OR CORPORATION FOR ANY PURPOSE WHATSOEVER WITHOUT THE WRITTEN PERMISSION OF RONNETTE RILEY ARCHITECT.

© Copyright Ronnette Riley *Architect* 2021

Ronnette Riley *Architect*

494 Eighth Avenue, 15th Floor
New York, NY 10001
T 212 594 4015
F 212 594 2868
www.ronnetteriley.com

MEP Engineer:

Loring Consulting Engineers, Inc.
360 West 31st Street, 14th Floor
New York, NY 10001-2727
T 212-563 7400
www.loringengineers.com
New York City .Washington, DC . Princeton . Durham . Toronto

Structural Engineer:

Silman
32 Old Slip, 10th Floor
New York, NY 10005
T 212-620 7970
www.Silman.com

Rev	Date	Issue
-	11 JUN 2021	SD Submission
-	22 OCT 2021	DD Review
-	23 NOV 2021	Issue for DD 50%
-	4 MAR 2022	Issue for Final DD
-	6 DEC 2022	CD Review
-	28 FEB 2023	CD Final

Title

ELECTRICAL 6TH FLOOR PARTIAL PLANS

Date	06-11-2021
Project No.	12328.000
Drawing By	DK
CHK By	JC
Scale	-

DOB Rev
E-207.00
_ of __

DOB SCAN

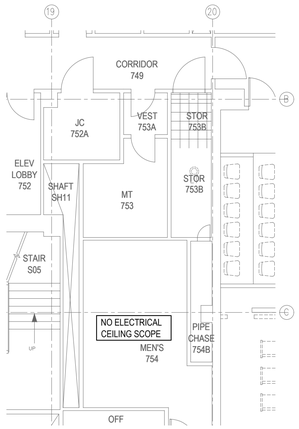

9 REFLECTED CEILING PLAN
1/8"=1'-0"

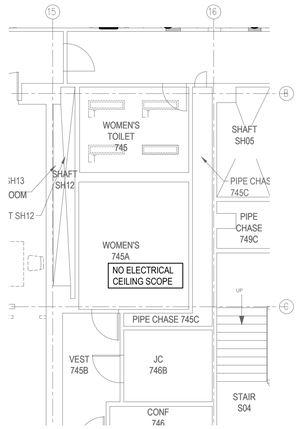

6 REFLECTED CEILING PLAN
1/8"=1'-0"

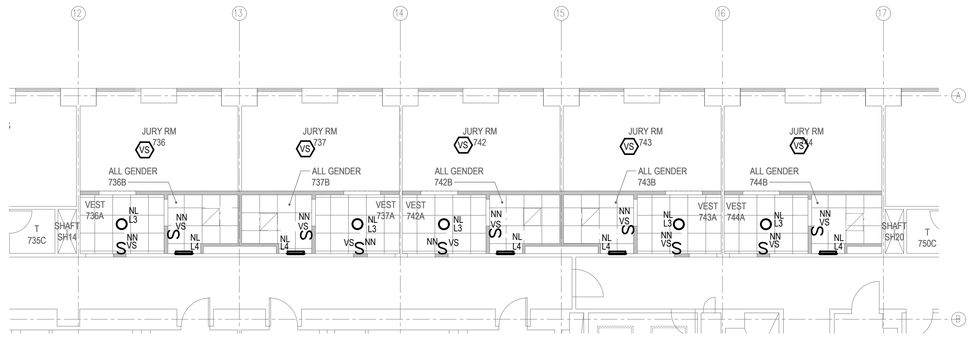

3 REFLECTED CEILING PLAN
1/8"=1'-0"

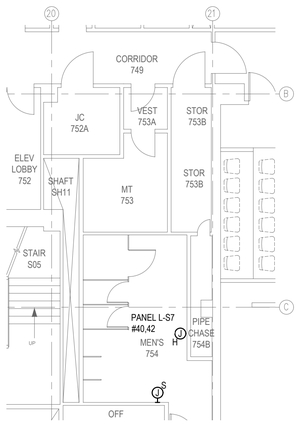

8 CONSTRUCTION PLAN
1/8"=1'-0"

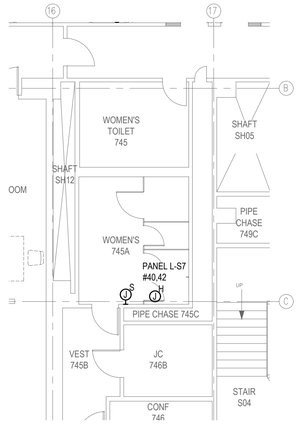

5 CONSTRUCTION PLAN
1/8"=1'-0"

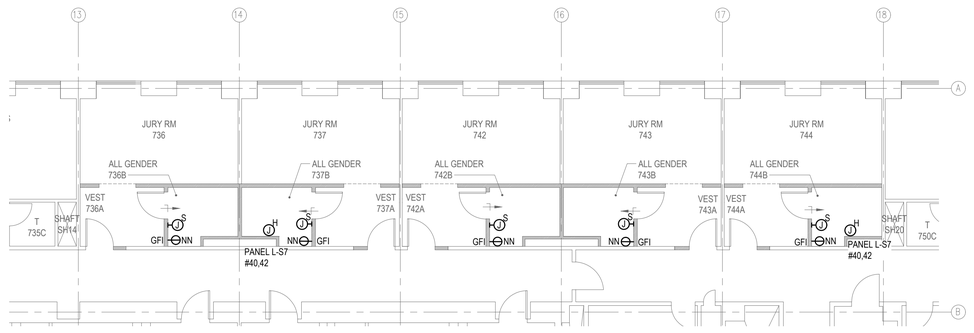

2 CONSTRUCTION PLAN
1/8"=1'-0"

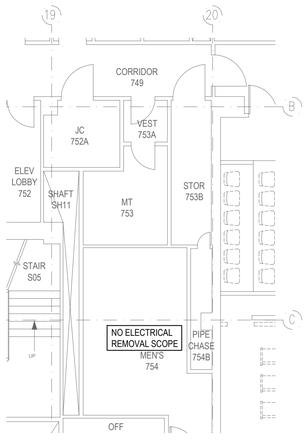

7 SELECTIVE REMOVAL PLAN
1/8"=1'-0"

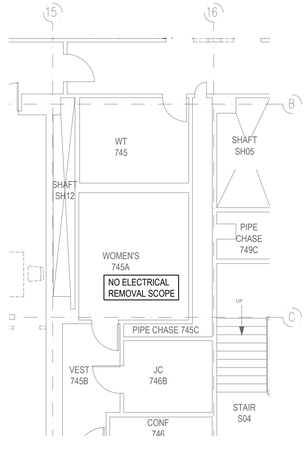

4 SELECTIVE REMOVAL PLAN
1/8"=1'-0"

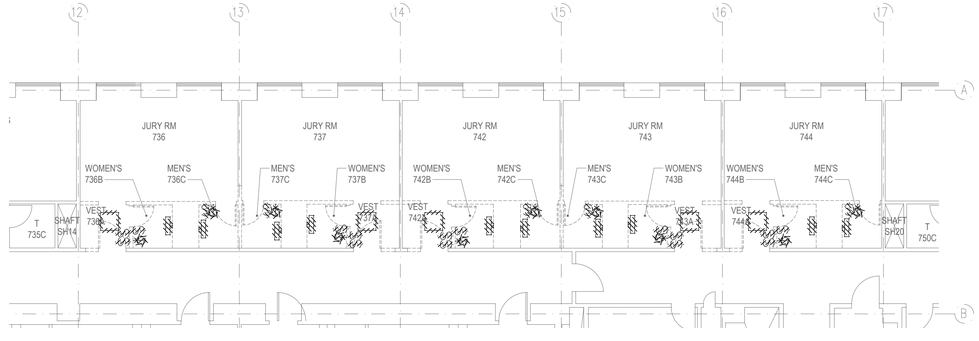

1 SELECTIVE REMOVAL PLAN
1/8"=1'-0"

NOTES - SELECTIVE REMOVAL PLANS:

1. WHERE EXISTING LIGHTS, SWITCHES, AND RECEPTACLES ARE BEING REMOVED, THE EXISTING CIRCUITRY SHALL REMAIN AND BE USED FOR THE NEW LIGHTS, SWITCHES, AND RECEPTACLES. EXTEND CIRCUITRY AS REQUIRED.
2. WHERE REQUIRED, ROOMS SHALL BE RE-CIRCUITED FOR ALL FIXTURES TO BE CONTROLLED BY NEW OCCUPANCY CONTROL OR EXISTING TOGGLE SWITCH.
3. CONTRACTOR TO MAINTAIN CIRCUITING FOR REMOVED RECEPTACLES.
4. WHERE ALL GANGS OF AN EXISTING SWITCH BOX ARE NOT REUSED, A BLANK OR MULTIGANG COVER PLATE WITH THE REQUIRED NUMBER OF BLANK POSITIONS SHALL BE PROVIDED AND SAFE OFF WIRING.

N 0 4 8 16 FEET

KINGS COUNTY SUPREME COURT BUILDING ACCESSIBILITY RENOVATIONS

360 Adams Street
Brooklyn NY 11201

Conditions

ALL IDEAS, DESIGNS, ARRANGEMENTS AND PLANS INDICATED OR REPRESENTED BY THIS DRAWING ARE OWNED BY, AND THE PROPERTY OF RONNETTE RILEY ARCHITECT AND WERE CREATED, EVOLVED AND DEVELOPED FOR THE USE ON, AND IN CONNECTION WITH THE SPECIFIED PROJECT.
NONE OF SUCH IDEAS, DESIGNS, ARRANGEMENTS OR PLANS SHALL BE USED BY OR DISCLOSED TO ANY PERSON, FIRM OR CORPORATION FOR ANY PURPOSE WHATSOEVER WITHOUT THE WRITTEN PERMISSION OF RONNETTE RILEY ARCHITECT.

© Copyright Ronnette Riley *Architect* 2021

Ronnette Riley *Architect*

494 Eighth Avenue, 15th Floor
New York, NY 10001
T 212 594 4015
F 212 594 2868
www.ronnetteriley.com

MEP Engineer:

Loring Consulting Engineers, Inc.
360 West 31st Street, 14th Floor
New York, NY 10001-2727
T 212-563 7400
www.loringengineers.com
New York City .Washington, DC . Princeton . Durham . Toronto

Structural Engineer:

Silman
32 Old Slip, 10th Floor
New York, NY 10005
T 212-620 7970
www.Silman.com

Rev	Date	Issue
-	11 JUN 2021	SD Submission
-	22 OCT 2021	DD Review
-	23 NOV 2021	Issue for DD 50%
-	4 MAR 2022	Issue for Final DD
-	6 DEC 2022	CD Review
-	28 FEB 2023	CD Final

Title

ELECTRICAL 7TH FLOOR PARTIAL PLANS

Date	06-11-2021
Project No.	12328.000
Drawing By	DK
CHK By	JC
Scale	-

DOB Rev
E-208.00
_ of __

DOB SCAN

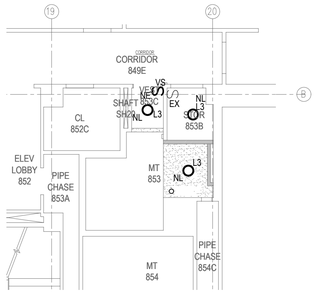

9 REFLECTED CEILING PLAN
1/8"=1'-0"

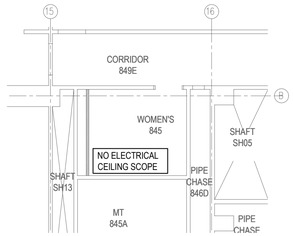

6 REFLECTED CEILING PLAN
1/8"=1'-0"

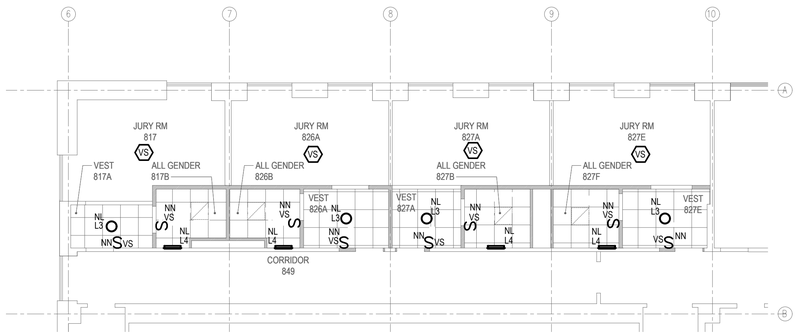

3 REFLECTED CEILING PLAN
1/8"=1'-0"

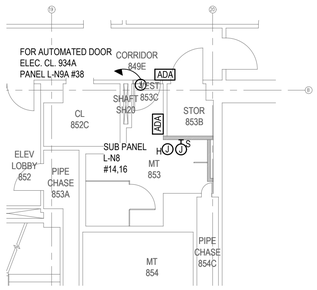

8 CONSTRUCTION PLAN PLAN
1/8"=1'-0"

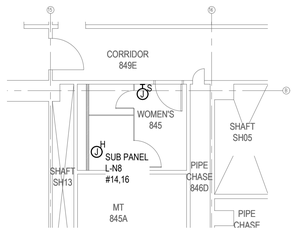

5 CONSTRUCTION PLAN PLAN
1/8"=1'-0"

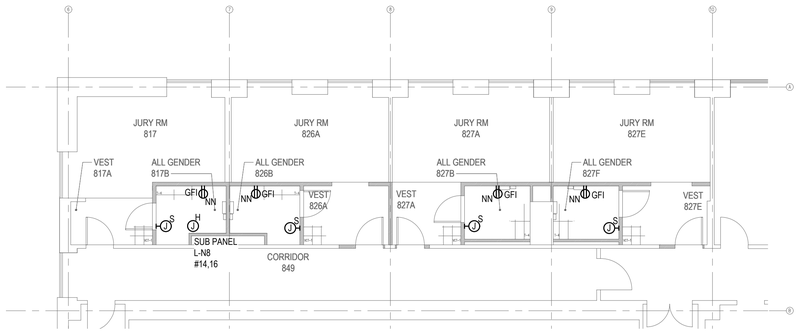

2 CONSTRUCTION PLAN PLAN
1/8"=1'-0"

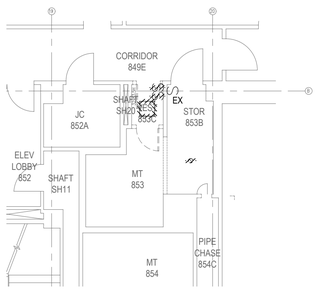

7 SELECTIVE REMOVAL PLAN
1/8"=1'-0"

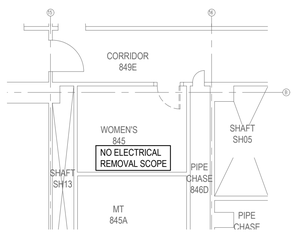

4 SELECTIVE REMOVAL PLAN
1/8"=1'-0"

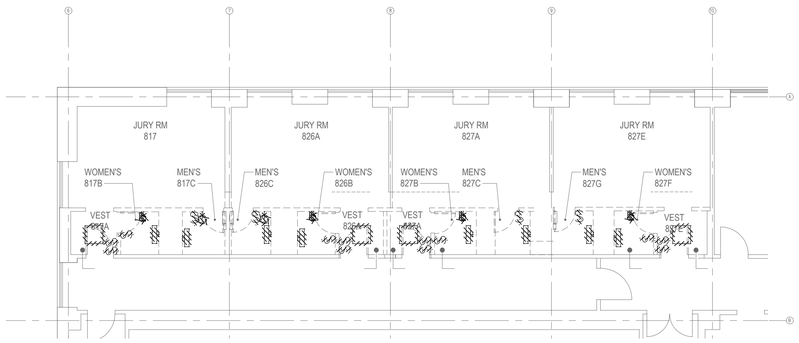

1 SELECTIVE REMOVAL PLAN
1/8"=1'-0"

NOTES - CONSTRUCTION PLANS:

1. SEE KEY PLANS FOR LOCATION OF ASSOCIATED ELECTRICAL PANEL LOCATIONS.

NOTES - SELECTIVE REMOVAL PLANS:

1. WHERE EXISTING LIGHTS, SWITCHES, AND RECEPTACLES ARE BEING REMOVED, THE EXISTING CIRCUITRY SHALL REMAIN AND BE USED FOR THE NEW LIGHTS, SWITCHES, AND RECEPTACLES. EXTEND CIRCUITRY AS REQUIRED.
2. WHERE REQUIRED, ROOMS SHALL BE RE-CIRCUITED FOR ALL FIXTURES TO BE CONTROLLED BY NEW OCCUPANCY CONTROL OR EXISTING TOGGLE SWITCH.
3. CONTRACTOR TO MAINTAIN CIRCUITING FOR REMOVED RECEPTACLES.
4. WHERE ALL GANGS OF AN EXISTING SWITCH BOX ARE NOT REUSED, A BLANK OR MULTIGANG COVER PLATE WITH THE REQUIRED NUMBER OF BLANK POSITIONS SHALL BE PROVIDED AND SAFE OFF WIRING.

N 0 4 8 16 FEET

KINGS COUNTY SUPREME COURT BUILDING ACCESSIBILITY RENOVATIONS

360 Adams Street
Brooklyn NY 11201

Conditions

ALL IDEAS, DESIGNS, ARRANGEMENTS AND PLANS INDICATED OR REPRESENTED BY THIS DRAWING ARE OWNED BY, AND THE PROPERTY OF RONNETTE RILEY ARCHITECT AND WERE CREATED, EVOLVED AND DEVELOPED FOR THE USE ON, AND IN CONNECTION WITH THE SPECIFIED PROJECT.
NONE OF SUCH IDEAS, DESIGNS, ARRANGEMENTS OR PLANS SHALL BE USED BY OR DISCLOSED TO ANY PERSON, FIRM OR CORPORATION FOR ANY PURPOSE WHATSOEVER WITHOUT THE WRITTEN PERMISSION OF RONNETTE RILEY ARCHITECT.

© Copyright Ronnette Riley *Architect* 2021

Ronnette Riley *Architect*

494 Eighth Avenue, 15th Floor
New York, NY 10001
T 212 594 4015
F 212 594 2868
www.ronnetteriley.com

MEP Engineer:

Loring Consulting Engineers, Inc.
360 West 31st Street, 14th Floor
New York, NY 10001-2727
T 212-563 7400
www.loringengineers.com
New York City .Washington, DC . Princeton . Durham . Toronto

Structural Engineer:

Silman
32 Old Slip, 10th Floor
New York, NY 10005
T 212-620 7970
www.Silman.com

Rev	Date	Issue
-	11 JUN 2021	SD Submission
-	22 OCT 2021	DD Review
-	23 NOV 2021	Issue for DD 50%
-	4 MAR 2022	Issue for Final DD
-	6 DEC 2022	CD Review
-	28 FEB 2023	CD Final

Title

ELECTRICAL 8TH FLOOR PARTIAL PLANS

Date	06-11-2021
Project No.	12328.000
Drawing By	DK
CHK By	JC
Scale	-

DOB Rev
E-209.00
_ of __

DOB SCAN

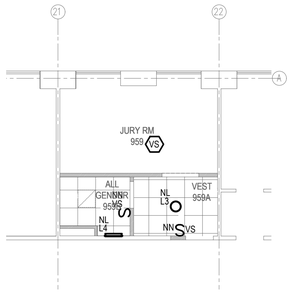

9 REFLECTED CEILING PLAN
1/8"=1'-0"

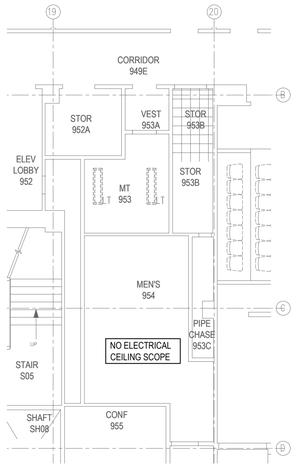

6 REFLECTED CEILING PLAN
1/8"=1'-0"

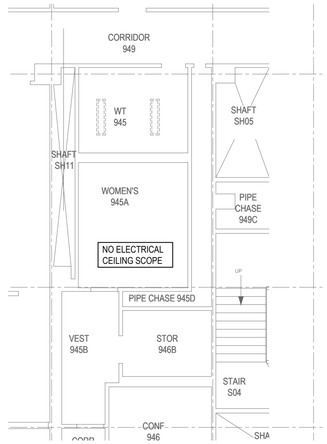

3 REFLECTED CEILING PLAN
1/8"=1'-0"

8 CONSTRUCTION PLAN
1/8"=1'-0"

5 CONSTRUCTION PLAN
1/8"=1'-0"

2 CONSTRUCTION PLAN
1/8"=1'-0"

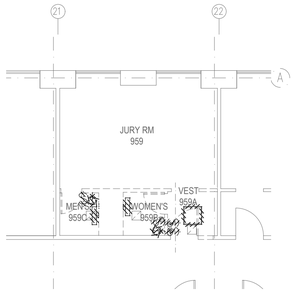

7 SELECTIVE REMOVAL PLAN
1/8"=1'-0"

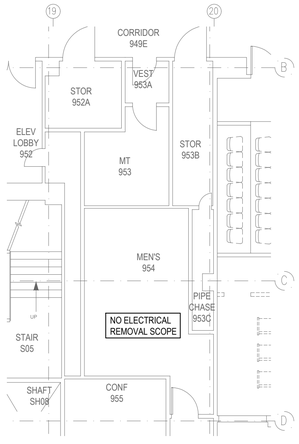

4 SELECTIVE REMOVAL PLAN
1/8"=1'-0"

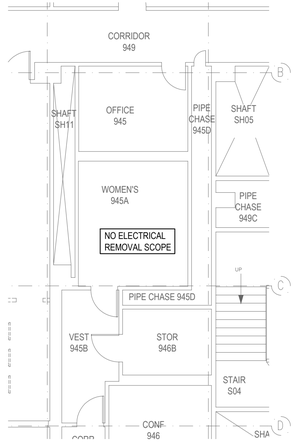

1 SELECTIVE REMOVAL PLAN
1/8"=1'-0"

NOTES - SELECTIVE REMOVAL PLANS:

1. WHERE EXISTING LIGHTS AND SWITCHES ARE BEING REMOVED, THE EXISTING CIRCUITRY SHALL REMAIN AND BE USED FOR THE NEW LIGHTS AND SWITCHES. EXTEND CIRCUITRY AS REQUIRED.
2. WHERE REQUIRED, ROOMS SHALL BE RE-CIRCUITED FOR ALL FIXTURES TO BE CONTROLLED BY NEW OCCUPANCY CONTROL OR EXISTING TOGGLE SWITCH.
3. CONTRACTOR TO MAINTAIN CIRCUITING FOR REMOVED RECEPTACLES.
4. WHERE ALL GANGS OF AN EXISTING SWITCH BOX ARE NOT REUSED, A BLANK OR MULTIGANG COVER PLATE WITH THE REQUIRED NUMBER OF BLANK POSITIONS SHALL BE PROVIDED AND SAFE OFF WIRING.

N 0 4 8 16 FEET

KINGS COUNTY SUPREME COURT BUILDING ACCESSIBILITY RENOVATIONS

360 Adams Street
Brooklyn NY 11201

Conditions

ALL IDEAS, DESIGNS, ARRANGEMENTS AND PLANS INDICATED OR REPRESENTED BY THIS DRAWING ARE OWNED BY, AND THE PROPERTY OF RONNETTE RILEY ARCHITECT AND WERE CREATED, EVOLVED AND DEVELOPED FOR THE USE ON, AND IN CONNECTION WITH THE SPECIFIED PROJECT.
NONE OF SUCH IDEAS, DESIGNS, ARRANGEMENTS OR PLANS SHALL BE USED BY OR DISCLOSED TO ANY PERSON, FIRM OR CORPORATION FOR ANY PURPOSE WHATSOEVER WITHOUT THE WRITTEN PERMISSION OF RONNETTE RILEY ARCHITECT.

© Copyright Ronnette Riley *Architect* 2021

Ronnette Riley *Architect*

494 Eighth Avenue, 15th Floor
New York, NY 10001
T 212 594 4015
F 212 594 2868
www.ronnetteriley.com

MEP Engineer:

Loring Consulting Engineers, Inc.
360 West 31st Street, 14th Floor
New York, NY 10001-2727
T 212-563 7400
www.loringengineers.com
New York City .Washington, DC . Princeton . Durham . Toronto

Structural Engineer:

Silman
32 Old Slip, 10th Floor
New York, NY 10005
T 212-620 7970
www.Silman.com

Rev	Date	Issue
-	11 JUN 2021	SD Submission
-	22 OCT 2021	DD Review
-	23 NOV 2021	Issue for DD 50%
-	4 MAR 2022	Issue for Final DD
-	6 DEC 2022	CD Review
-	28 FEB 2023	CD Final

Title

ELECTRICAL 9TH FLOOR PARTIAL PLANS

Date	06-11-2021
Project No.	12328.000
Drawing By	DK
CHK By	JC
Scale	-

DOB Rev
E-210.00
_ of __

DOB SCAN

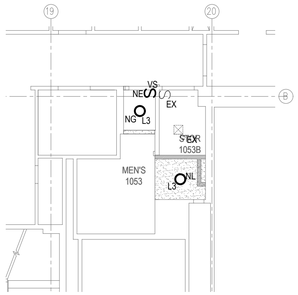

6 REFLECTED CEILING PLAN
1/8"=1'-0"

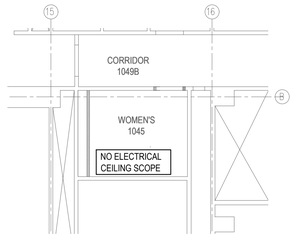

3 REFLECTED CEILING PLAN
1/8"=1'-0"

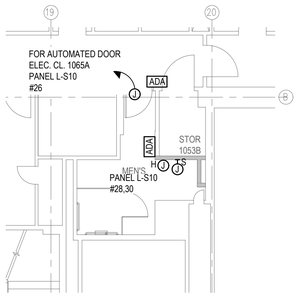

5 CONSTRUCTION PLAN
1/8"=1'-0"

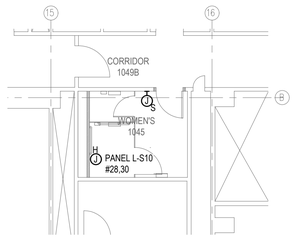

2 CONSTRUCTION PLAN
1/8"=1'-0"

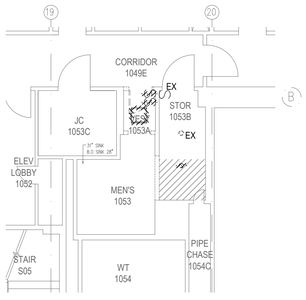

4 SELECTIVE REMOVAL PLAN
1/8"=1'-0"

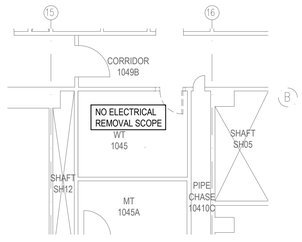

1 SELECTIVE REMOVAL PLAN
1/8"=1'-0"

NOTES - CONSTRUCTION PLANS:

1. SEE KEY PLANS FOR LOCATION OF ASSOCIATED ELECTRICAL PANEL LOCATIONS.

NOTES - SELECTIVE REMOVALS:

1. WHERE EXISTING LIGHTS AND SWITCHES ARE BEING REMOVED, THE EXISTING CIRCUITRY SHALL REMAIN AND BE USED FOR THE NEW LIGHTS AND SWITCHES. EXTEND CIRCUITRY AS REQUIRED.
2. WHERE REQUIRED, ROOMS SHALL BE RE-CIRCUITED FOR ALL FIXTURES TO BE CONTROLLED BY NEW OCCUPANCY CONTROL OR EXISTING TOGGLE SWITCH.
3. WHERE ALL GANGS OF AN EXISTING SWITCH BOX ARE NOT REUSED, A BLANK OR MULTIGANG COVER PLATE WITH THE REQUIRED NUMBER OF BLANK POSITIONS SHALL BE PROVIDED AND SAFE OFF WIRING.

N 0 4 8 16 FEET

KINGS COUNTY SUPREME COURT BUILDING ACCESSIBILITY RENOVATIONS

360 Adams Street
Brooklyn NY 11201

Conditions

ALL IDEAS, DESIGNS, ARRANGEMENTS AND PLANS INDICATED OR REPRESENTED BY THIS DRAWING ARE OWNED BY, AND THE PROPERTY OF RONNETTE RILEY ARCHITECT AND WERE CREATED, EVOLVED AND DEVELOPED FOR THE USE ON, AND IN CONNECTION WITH THE SPECIFIED PROJECT.
NONE OF SUCH IDEAS, DESIGNS, ARRANGEMENTS OR PLANS SHALL BE USED BY OR DISCLOSED TO ANY PERSON, FIRM OR CORPORATION FOR ANY PURPOSE WHATSOEVER WITHOUT THE WRITTEN PERMISSION OF RONNETTE RILEY ARCHITECT.

© Copyright Ronnette Riley *Architect* 2021

Ronnette Riley *Architect*

494 Eighth Avenue, 15th Floor
New York, NY 10001
T 212 594 4015
F 212 594 2868
www.ronnetteriley.com

MEP Engineer:

Loring Consulting Engineers, Inc.
360 West 31st Street, 14th Floor
New York, NY 10001-2727
T 212-563 7400
www.loringengineers.com
New York City .Washington, DC . Princeton . Durham . Toronto

Structural Engineer:

Silman
32 Old Slip, 10th Floor
New York, NY 10005
T 212-620 7970
www.Silman.com

Rev	Date	Issue
-	11 JUN 2021	SD Submission
-	22 OCT 2021	DD Review
-	23 NOV 2021	Issue for DD 50%
-	4 MAR 2022	Issue for Final DD
-	6 DEC 2022	CD Review
-	28 FEB 2023	CD Final

Title

ELECTRICAL 10TH FLOOR PARTIAL PLANS

Date	06-11-2021
Project No.	12328.000
Drawing By	DK
CHK By	JC
Scale	-

DOB Rev
E-211.00
_ of __

DOB SCAN

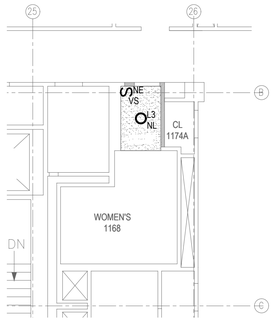

6 REFLECTED CEILING PLAN
1/8"=1'-0"

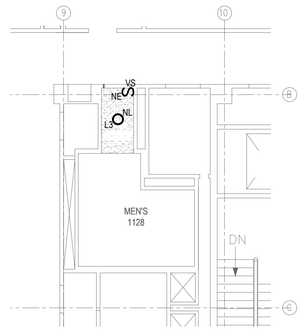

1 REFLECTED CEILING PLAN
1/8"=1'-0"

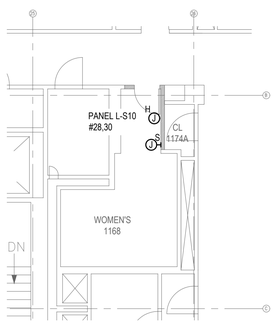

5 CONSTRUCTION PLAN
1/8"=1'-0"

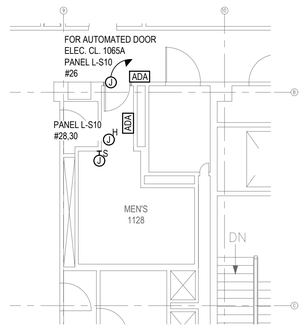

1 CONSTRUCTION PLAN
1/8"=1'-0"

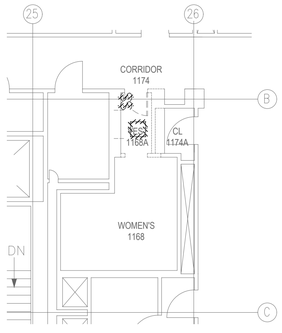

4 SELECTIVE REMOVAL PLAN
1/8"=1'-0"

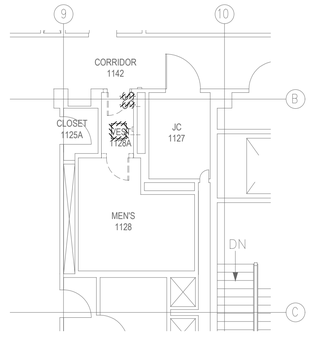

1 SELECTIVE REMOVAL PLAN
1/8"=1'-0"

NOTES - CONSTRUCTION PLANS:

1. SEE KEY PLANS FOR LOCATION OF ASSOCIATED ELECTRICAL PANEL LOCATIONS.

NOTES - SELECTIVE REMOVAL PLANS:

1. WHERE EXISTING LIGHTS AND SWITCHES ARE BEING REMOVED, THE EXISTING CIRCUITRY SHALL REMAIN AND BE USED FOR THE NEW LIGHTS AND SWITCHES. EXTEND CIRCUITRY AS REQUIRED.
2. WHERE REQUIRED, ROOMS SHALL BE RE-CIRCUITED FOR ALL FIXTURES TO BE CONTROLLED BY NEW OCCUPANCY CONTROL OR EXISTING TOGGLE SWITCH.
3. WHERE ALL GANGS OF AN EXISTING SWITCH BOX ARE NOT REUSED, A BLANK OR MULTIGANG COVER PLATE WITH THE REQUIRED NUMBER OF BLANK POSITIONS SHALL BE PROVIDED AND SAFE OFF WIRING.

N 0 4 8 16 FEET

KINGS COUNTY SUPREME COURT BUILDING ACCESSIBILITY RENOVATIONS

360 Adams Street
Brooklyn NY 11201

Conditions

ALL IDEAS, DESIGNS, ARRANGEMENTS AND PLANS INDICATED OR REPRESENTED BY THIS DRAWING ARE OWNED BY, AND THE PROPERTY OF RONNETTE RILEY ARCHITECT AND WERE CREATED, EVOLVED AND DEVELOPED FOR THE USE ON, AND IN CONNECTION WITH THE SPECIFIED PROJECT.
NONE OF SUCH IDEAS, DESIGNS, ARRANGEMENTS OR PLANS SHALL BE USED BY OR DISCLOSED TO ANY PERSON, FIRM OR CORPORATION FOR ANY PURPOSE WHATSOEVER WITHOUT THE WRITTEN PERMISSION OF RONNETTE RILEY ARCHITECT.

© Copyright Ronnette Riley *Architect* 2021

Ronnette Riley *Architect*

494 Eighth Avenue, 15th Floor
New York, NY 10001
T 212 594 4015
F 212 594 2868
www.ronnetteriley.com

MEP Engineer:

Loring Consulting Engineers, Inc.
360 West 31st Street, 14th Floor
New York, NY 10001-2727
T 212-563 7400
www.loringengineers.com
New York City .Washington, DC . Princeton . Durham . Toronto

Structural Engineer:

Silman
32 Old Slip, 10th Floor
New York, NY 10005
T 212-620 7970
www.Silman.com

Rev	Date	Issue
-	11 JUN 2021	SD Submission
-	22 OCT 2021	DD Review
-	23 NOV 2021	Issue for DD 50%
-	4 MAR 2022	Issue for Final DD
-	6 DEC 2022	CD Review
-	28 FEB 2023	CD Final

Title

ELECTRICAL 11TH FLOOR PARTIAL PLANS

Date	06-11-2021
Project No.	12328.000
Drawing By	DK
CHK By	JC
Scale	-

DOB Rev
E-212.00
_ of __

DOB SCAN

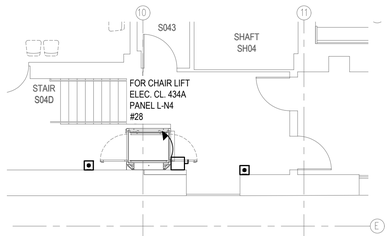

3 CONSTRUCTION PLAN - 4TH FLOOR
1/8"=1'-0"

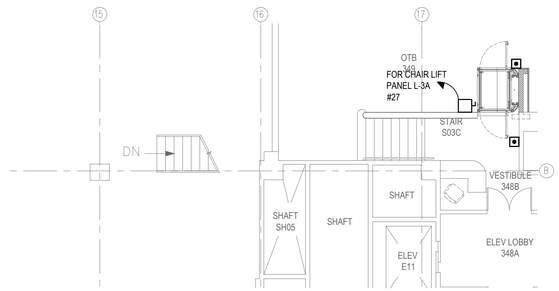

2 CONSTRUCTION PLAN - 3RD FLOOR
1/8"=1'-0"

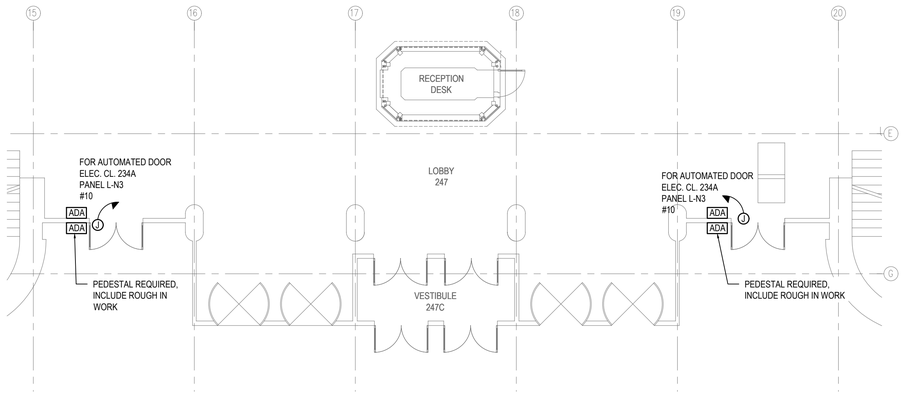

1 CONSTRUCTION PLAN - 2ND FLOOR
1/8"=1'-0"

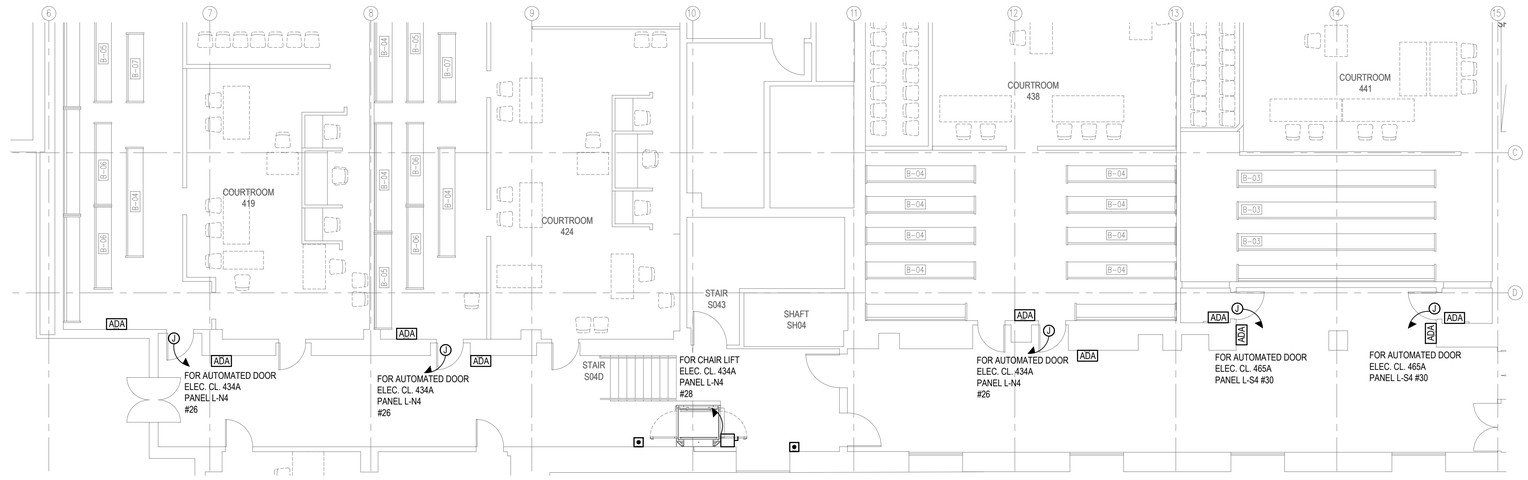

9 CONSTRUCTION PLAN - 4TH FLOOR
1/8"=1'-0"

NOTES - CONSTRUCTION PLANS:

1. SEE KEY PLANS FOR LOCATION OF ASSOCIATED ELECTRICAL PANEL LOCATIONS.

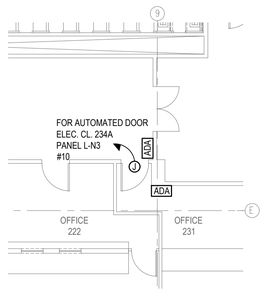

8 CONSTRUCTION PLAN - 2ND FLOOR
1/8"=1'-0"

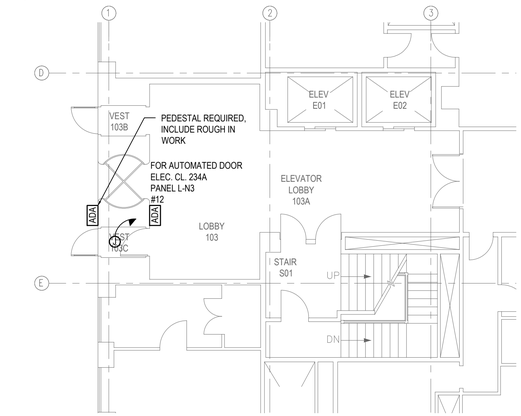

4 CONSTRUCTION PLAN - 1ST FLOOR
1/8"=1'-0"

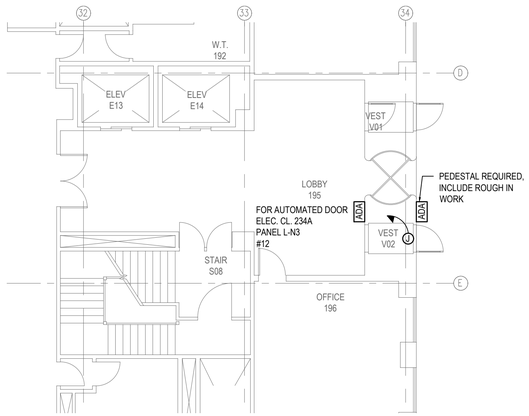

5 CONSTRUCTION PLAN - 1ST FLOOR
1/8"=1'-0"

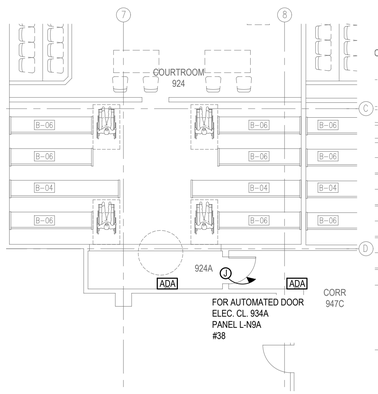

6 CONSTRUCTION PLAN - 9TH FLOOR
1/8"=1'-0"

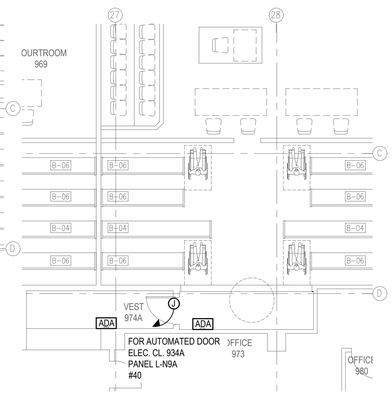

7 CONSTRUCTION PLAN - 9TH FLOOR
1/8"=1'-0"

N 0 4 8 16 FEET

KINGS COUNTY SUPREME COURT BUILDING ACCESSIBILITY RENOVATIONS

360 Adams Street
Brooklyn NY 11201

Conditions

ALL IDEAS, DESIGNS, ARRANGEMENTS AND PLANS INDICATED OR REPRESENTED BY THIS DRAWING ARE OWNED BY, AND THE PROPERTY OF RONNETTE RILEY ARCHITECT AND WERE CREATED, EVOLVED AND DEVELOPED FOR THE USE ON, AND IN CONNECTION WITH THE SPECIFIED PROJECT.
NONE OF SUCH IDEAS, DESIGNS, ARRANGEMENTS OR PLANS SHALL BE USED BY OR DISCLOSED TO ANY PERSON, FIRM OR CORPORATION FOR ANY PURPOSE WHATSOEVER WITHOUT THE WRITTEN PERMISSION OF RONNETTE RILEY ARCHITECT.

© Copyright Ronnette Riley *Architect* 2021

Ronnette Riley *Architect*

494 Eighth Avenue, 15th Floor
New York, NY 10001
T 212 594 4015
F 212 594 2868
www.ronnetteriley.com

MEP Engineer:

Loring Consulting Engineers, Inc.
360 West 31st Street, 14th Floor
New York, NY 10001-2727
T 212-563 7400
www.loringengineers.com
New York City .Washington, DC . Princeton . Durham . Toronto

Structural Engineer:

Silman
32 Old Slip, 10th Floor
New York, NY 10005
T 212-620 7970
www.Silman.com

Rev	Date	Issue
-	11 JUN 2021	SD Submission
-	22 OCT 2021	DD Review
-	23 NOV 2021	Issue for DD 50%
-	4 MAR 2022	Issue for Final DD
-	6 DEC 2022	CD Review
-	28 FEB 2023	CD Final

Title

ELECTRICAL 1ST, 2ND, 3RD, 4TH & 9TH FL PARTIAL PLANS

Date	06-11-2021
Project No.	12328.000
Drawing By	DK
CHK By	JC
Scale	-

DOB Rev
E-213.00
_ of __

DOB SCAN

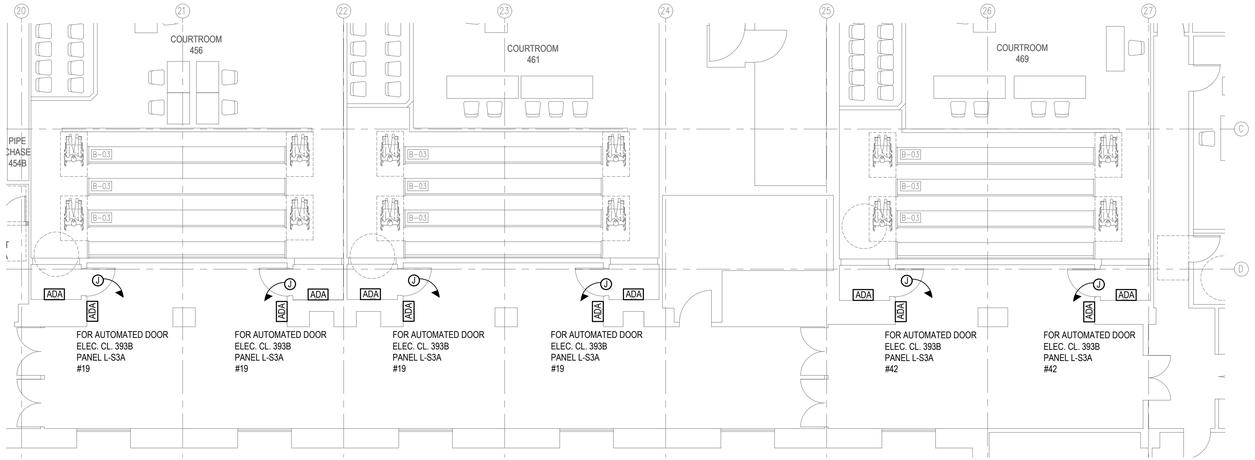

7 CONSTRUCTION PLAN - COURTROOMS 456, 461 & 469
1/8"=1'-0"

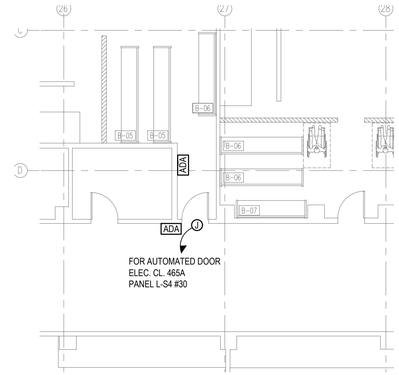

1 CONSTRUCTION PLAN - 3RD FLOOR
1/8"=1'-0"

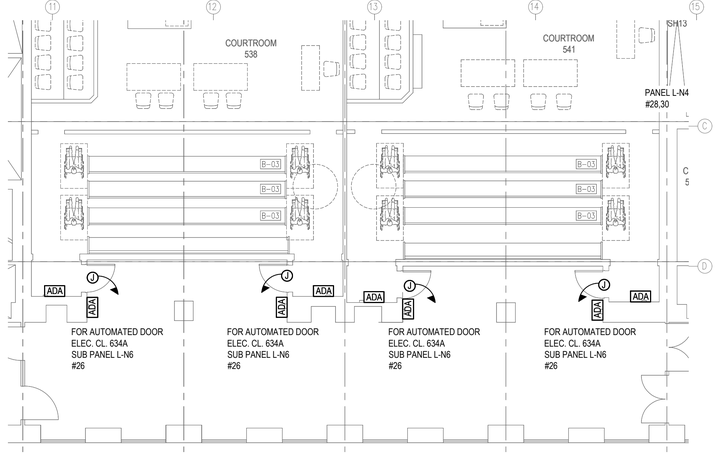

6 CONSTRUCTION PLAN - COURTROOM 538 & 541
1/8"=1'-0"

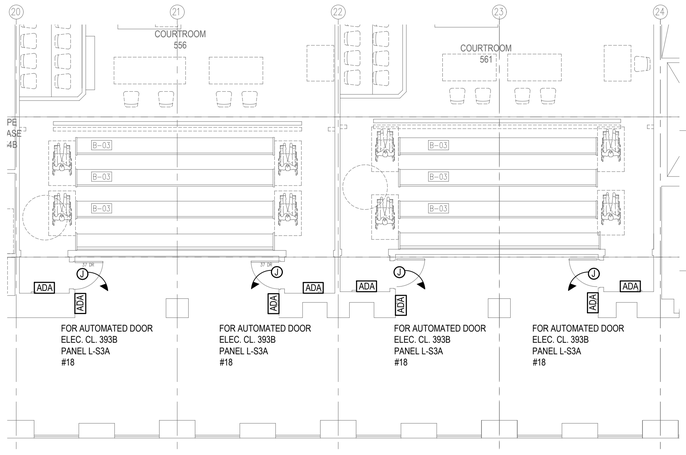

5 CONSTRUCTION PLAN - COURTROOMS 556 & 561
1/8"=1'-0"

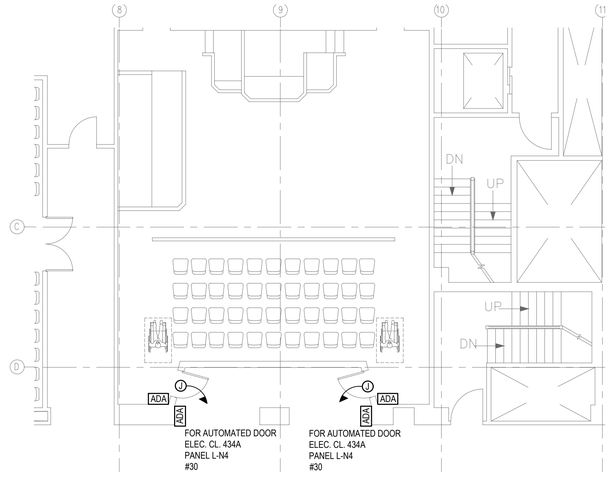

2 CONSTRUCTION PLAN - 3RD FLOOR
1/8"=1'-0"

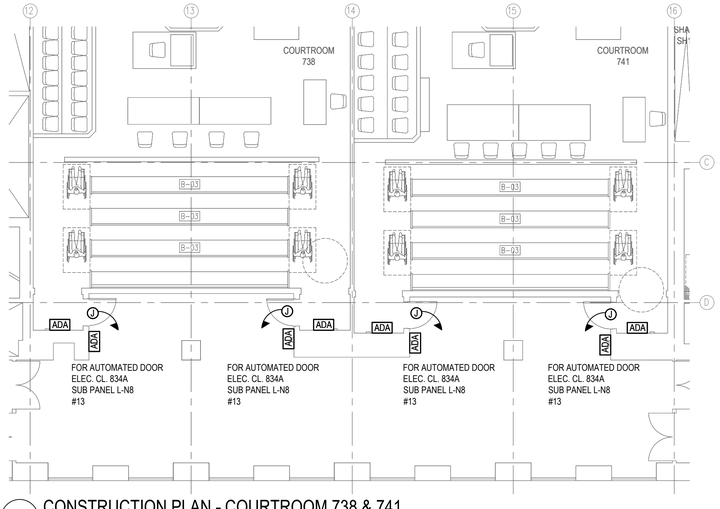

4 CONSTRUCTION PLAN - COURTROOM 738 & 741
1/8"=1'-0"

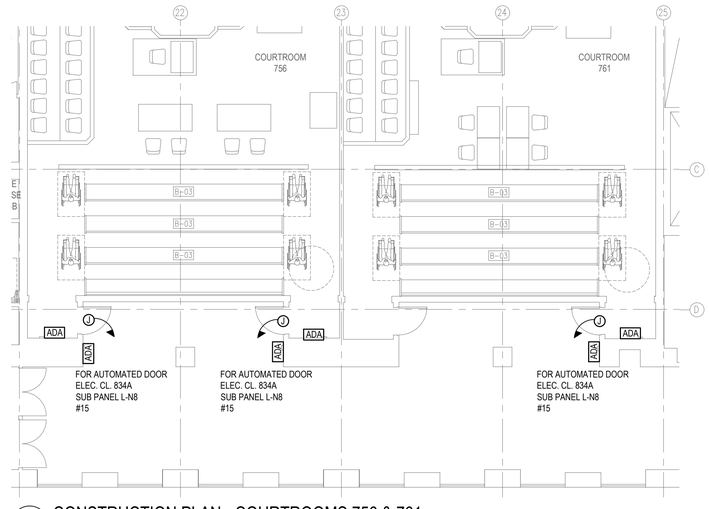

3 CONSTRUCTION PLAN - COURTROOMS 756 & 761
1/8"=1'-0"

N 0 4 8 16 FEET

KINGS COUNTY SUPREME COURT BUILDING ACCESSIBILITY RENOVATIONS

360 Adams Street
Brooklyn NY 11201

Conditions

ALL IDEAS, DESIGNS, ARRANGEMENTS AND PLANS INDICATED OR REPRESENTED BY THIS DRAWING ARE OWNED BY, AND THE PROPERTY OF RONNETTE RILEY ARCHITECT AND WERE CREATED, EVOLVED AND DEVELOPED FOR THE USE ON, AND IN CONNECTION WITH THE SPECIFIED PROJECT.
NONE OF SUCH IDEAS, DESIGNS, ARRANGEMENTS OR PLANS SHALL BE USED BY OR DISCLOSED TO ANY PERSON, FIRM OR CORPORATION FOR ANY PURPOSE WHATSOEVER WITHOUT THE WRITTEN PERMISSION OF RONNETTE RILEY ARCHITECT.

© Copyright Ronnette Riley *Architect* 2021

Ronnette Riley *Architect*

494 Eighth Avenue, 15th Floor
New York, NY 10001
T 212 594 4015
F 212 594 2868
www.ronnetteriley.com

MEP Engineer:

Loring Consulting Engineers, Inc.
360 West 31st Street, 14th Floor
New York, NY 10001-2727
T 212-563 7400
www.loringengineers.com
New York City .Washington, DC . Princeton . Durham . Toronto

Structural Engineer:

Silman
32 Old Slip, 10th Floor
New York, NY 10005
T 212-620 7970
www.Silman.com

Rev	Date	Issue
-	11 JUN 2021	SD Submission
-	22 OCT 2021	DD Review
-	23 NOV 2021	Issue for DD 50%
-	4 MAR 2022	Issue for Final DD
-	6 DEC 2022	CD Review
-	28 FEB 2023	CD Final

Title

ELECTRICAL 3RD, 4TH AND 5TH FLOOR PARTIAL PLANS

Date	06-11-2021
Project No.	12328.000
Drawing By	DK
CHK By	JC
Scale	-

DOB Rev
E-214.00
_ of __

DOB SCAN

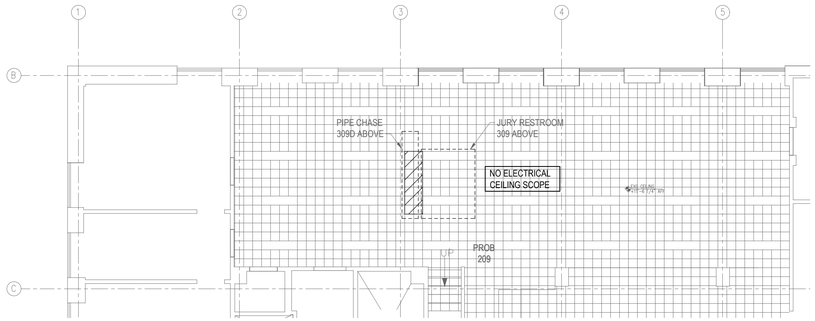

10 2ND FL. REFLECTED CEILING PLAN - PROB 209
1/8"=1'-0"

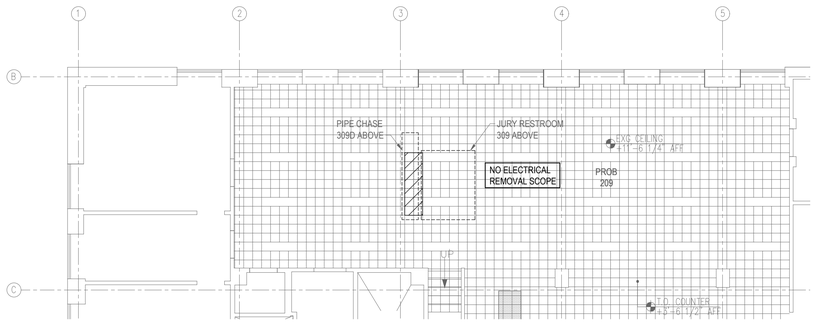

9 2ND FL. SELECTIVE REMOVAL PLAN - PROB 209
1/8"=1'-0"

8 2ND FL. REFLECTED CEILING PLAN - COURT ROOM 277
1/8"=1'-0"

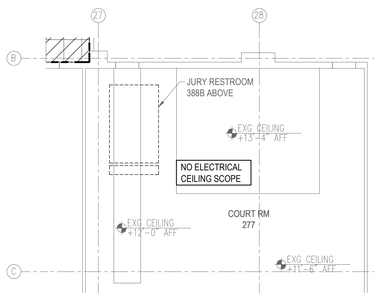

7 2ND FL. SELECTIVE REMOVAL PLAN - COURT ROOM 277
1/8"=1'-0"

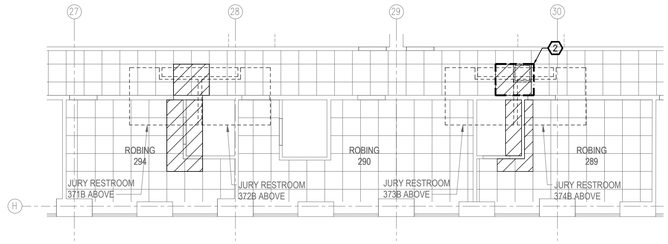

6 2ND FL. REFLECTED CEILING PLAN - ROBING 289, 290, 294 AND CORRIDOR
1/8"=1'-0"

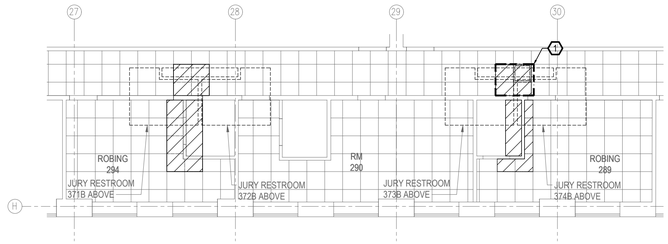

5 2ND FL. SELECTIVE REMOVAL PLAN - ROBING 289, 290, 294 AND CORRIDOR
1/8"=1'-0"

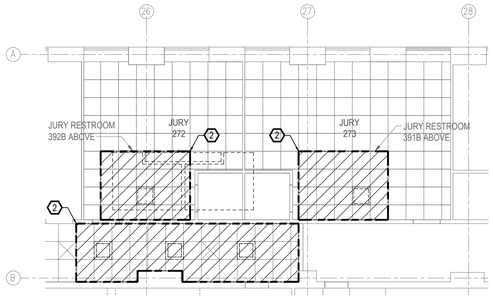

4 2ND FL. REFLECTED CEILING PLAN - JURY 272, 273 AND CORRIDOR
1/8"=1'-0"

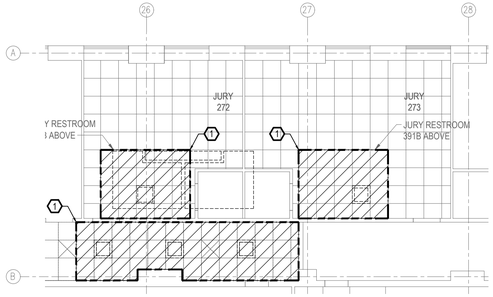

3 2ND FL. SELECTIVE REMOVAL PLAN - JURY 272, 273 AND CORRIDOR
1/8"=1'-0"

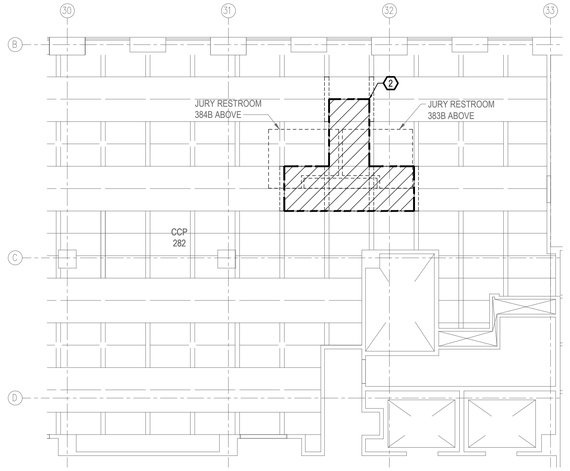

2 2ND FL. REFLECTED CEILING PLAN - CCP 282
1/8"=1'-0"

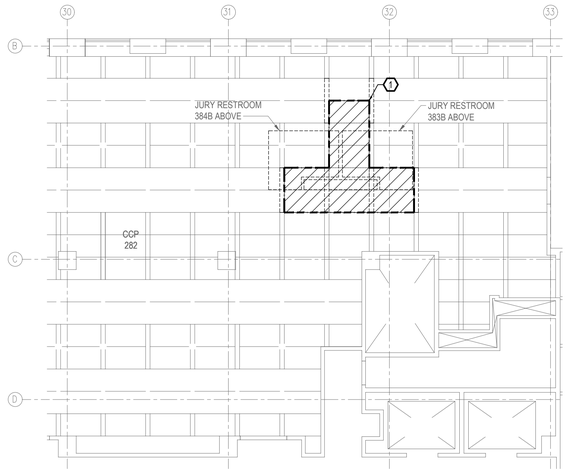

1 2ND FL. SELECTIVE REMOVAL PLAN - CCP 282
1/8"=1'-0"

KEY NOTES - ELECTRICAL PLANS:

1. UNIT PRICE BASIS SCOPE: TEMPORARILY REMOVE, PROTECT / STORE LIGHTING FIXTURES AND RACEWAYS TO ACCOMMODATE PLUMBING PIPING ABOVE THE CEILING. COORDINATE WITH PLUMBING WORK.
2. UNIT PRICE BASIS SCOPE: RE-INSTALL THE EXISTING LIGHTING FIXTURES AND RACEWAYS TO ACCOMMODATE PLUMBING PIPING ABOVE THE CEILING. COORDINATE WITH PLUMBING WORK

0 4 8 16 FEET

LEGEND

AREA TO BE REMOVED

SPACE ABOVE

KINGS COUNTY SUPREME COURT BUILDING ACCESSIBILITY RENOVATIONS

360 Adams Street
Brooklyn NY 11201

Conditions

ALL IDEAS, DESIGNS, ARRANGEMENTS AND PLANS INDICATED OR REPRESENTED BY THIS DRAWING ARE OWNED BY, AND THE PROPERTY OF RONNETTE RILEY ARCHITECT AND WERE CREATED, EVOLVED AND DEVELOPED FOR THE USE ON, AND IN CONNECTION WITH THE SPECIFIED PROJECT.
NONE OF SUCH IDEAS, DESIGNS, ARRANGEMENTS OR PLANS SHALL BE USED BY OR DISCLOSED TO ANY PERSON, FIRM OR CORPORATION FOR ANY PURPOSE WHATSOEVER WITHOUT THE WRITTEN PERMISSION OF RONNETTE RILEY ARCHITECT.

© Copyright Ronnette Riley *Architect* 2021

Ronnette Riley *Architect*

494 Eighth Avenue, 15th Floor
New York, NY 10001
T 212 594 4015
F 212 594 2868
www.ronnetteriley.com

MEP Engineer:

Loring Consulting Engineers, Inc.
360 West 31st STreet, 14th Floor
New York, NY 10001-2727
T 212-563 7400
www.loringengineers.com
New York City .Washington, DC . Princeton . Durham . Toronto

Structural Engineer:

Silman
32 Old Slip, 10th Floor
New York, NY 10005
T 212-620 7970
www.Silman.com

Rev	Date	Issue
-	11 JUN 2021	SD Submission
-	22 OCT 2021	DD Review
-	23 NOV 2021	Issue for DD 50%
-	4 MAR 2022	Issue for Final DD
-	6 DEC 2022	CD Review
-	28 FEB 2023	CD Final

Title

ELECTRICAL 2ND FLOOR PARTIAL PLANS

Date	06-11-2021
Project No.	12328.000
Drawing By	AMA
CHK By	RS
Scale	AS NOTED

DOB Rev
E-215.00
12 OF 21

DOB SCAN

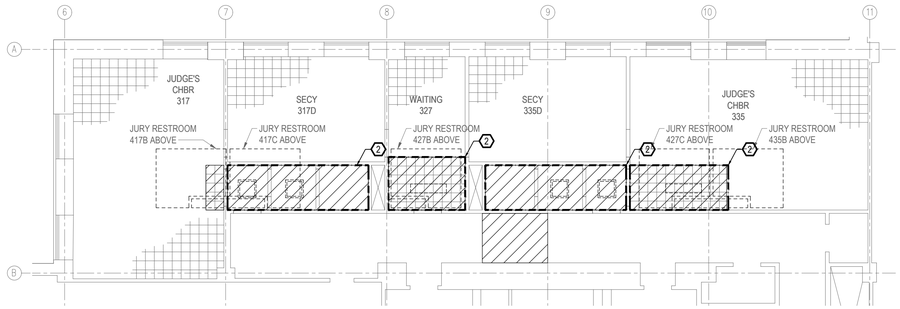

6 3RD FL. REFLECTED CEILING PLAN - JUDGE'S CHBR 317, 335, AND SECY 317D, 335 AND WITING 327
1/8"=1'-0"

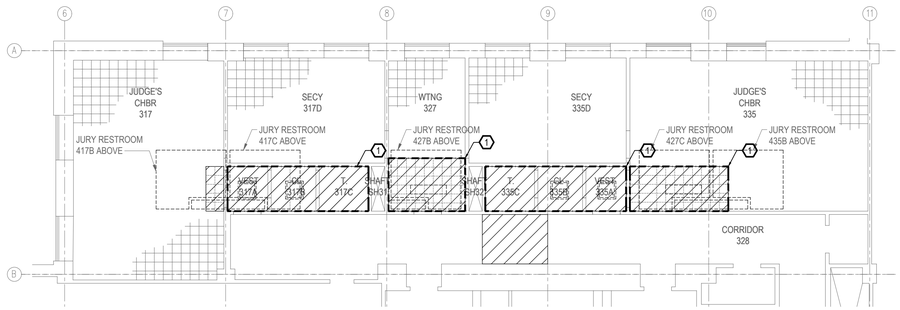

5 3RD FL. SELECTIVE REMOVAL PLAN - JUDGE'S CHBR 317, 335, AND SECY 317D, 335 AND WITING 327
1/8"=1'-0"

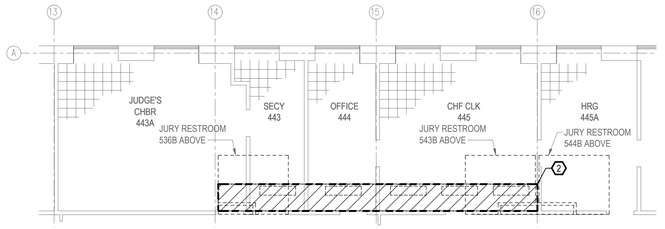

4 4TH FL. REFLECTED CEILING PLAN - JUDGE'S CHBR 443A, SECY 443, OFFICE 444, CHF CLK 445 AND HRG 445A
1/8"=1'-0"

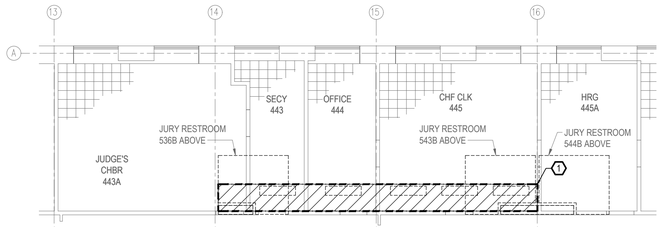

3 4TH FL. SELECTIVE REMOVAL PLAN - JUDGE'S CHBR 443A, SECY 443, OFFICE 444, CHF CLK 445 AND HRG 445A
1/8"=1'-0"

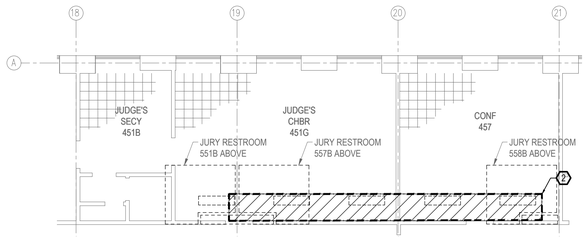

2 4TH FL. REFLECTED CEILING - SECY 451B, JUDGE'S CHBR 451G AND CONF 457
1/8"=1'-0"

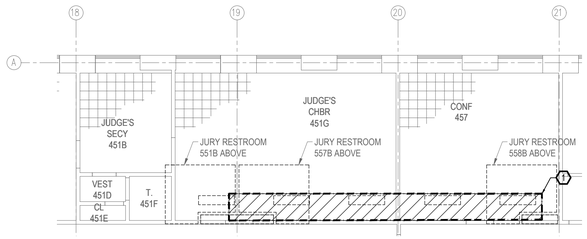

1 4TH FL. SELECTIVE REMOVAL PLAN - SECY 451B, JUDGE'S CHBR 451G AND CONF 457
1/8"=1'-0"

0 4 8 16 FEET

KEY NOTES - ELECTRICAL PLANS:

1. UNIT PRICE BASIS SCOPE: TEMPORARILY REMOVE, PROTECT / STORE LIGHTING FIXTURES AND RACEWAYS TO ACCOMMODATE PLUMBING PIPING ABOVE THE CEILING. COORDINATE WITH PLUMBING WORK.
2. UNIT PRICE BASIS SCOPE: RE-INSTALL THE EXISTING LIGHTING FIXTURES AND RACEWAYS TO ACCOMMODATE PLUMBING PIPING ABOVE THE CEILING. COORDINATE WITH PLUMBING WORK

LEGEND

- AREA TO BE REMOVED
- SPACE ABOVE

KINGS COUNTY SUPREME COURT BUILDING ACCESSIBILITY RENOVATIONS

360 Adams Street
Brooklyn NY 11201

Conditions

ALL IDEAS, DESIGNS, ARRANGEMENTS AND PLANS INDICATED OR REPRESENTED BY THIS DRAWING ARE OWNED BY, AND THE PROPERTY OF RONNETTE RILEY ARCHITECT AND WERE CREATED, EVOLVED AND DEVELOPED FOR THE USE ON, AND IN CONNECTION WITH THE SPECIFIED PROJECT.
NONE OF SUCH IDEAS, DESIGNS, ARRANGEMENTS OR PLANS SHALL BE USED BY OR DISCLOSED TO ANY PERSON, FIRM OR CORPORATION FOR ANY PURPOSE WHATSOEVER WITHOUT THE WRITTEN PERMISSION OF RONNETTE RILEY ARCHITECT.

© Copyright Ronnette Riley *Architect* 2021

Ronnette Riley *Architect*

494 Eighth Avenue, 15th Floor
New York, NY 10001
T 212 594 4015
F 212 594 2868
www.ronnetteriley.com

MEP Engineer:

Loring Consulting Engineers, Inc.
360 West 31st Street, 14th Floor
New York, NY 10001-2727
T 212-563 7400
www.loringengineers.com
New York City .Washington, DC . Princeton . Durham . Toronto

Structural Engineer:

Silman
32 Old Slip, 10th Floor
New York, NY 10005
T 212-620 7970
www.Silman.com

Rev	Date	Issue
-	11 JUN 2021	SD Submission
-	22 OCT 2021	DD Review
-	23 NOV 2021	Issue for DD 50%
-	4 MAR 2022	Issue for Final DD
-	6 DEC 2022	CD Review
-	28 FEB 2023	CD Final

Title

ELECTRICAL 3RD AND 4TH FLOOR PARTIAL PLANS

Date	06-11-2021
Project No.	12328.000
Drawing By	AMA
CHK By	RS
Scale	AS NOTED

DOB Rev
E-216.00
12 OF 21

DOB SCAN

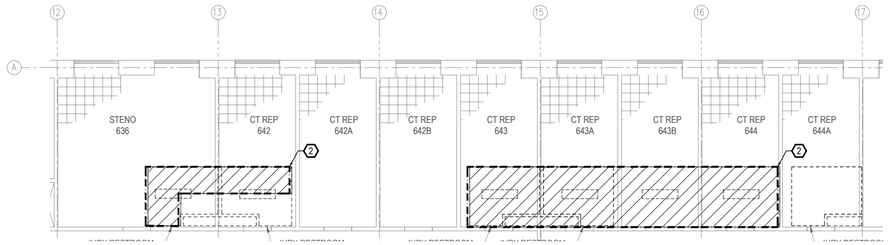

6 6TH FL. REFLECTED CEILING PLAN - STENO 636, CT REP 642, 643, 643A, 643B, 644 AND 644A
1/8"=1'-0"

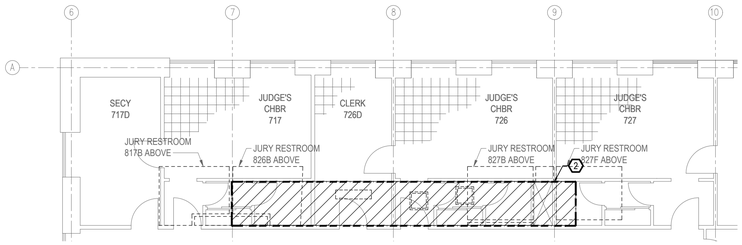

4 7TH FL. REFLECTED CEILING PLAN - JEDGE'S CHBR 717, 726, 727, SECY 717D AND CLERK 726D
1/8"=1'-0"

5 6TH FL. SELECTIVE REMOVAL PLAN - STENO 636, CT REP 642, 643, 643A, 643B, 644 AND 644A
1/8"=1'-0"



3 7TH FL. SELECTIVE REMOVAL PLAN - JEDGE'S CHBR 717, 726, 727, SECY 717D AND CLERK 726D
1/8"=1'-0"

KEY NOTES - ELECTRICAL PLANS:

1. UNIT PRICE BASIS SCOPE: TEMPORARILY REMOVE, PROTECT / STORE LIGHTING FIXTURES AND RACEWAYS TO ACCOMMODATE PLUMBING PIPING ABOVE THE CEILING. COORDINATE WITH PLUMBING WORK.
2. UNIT PRICE BASIS SCOPE: RE-INSTALL THE EXISTING LIGHTING FIXTURES AND RACEWAYS TO ACCOMMODATE PLUMBING PIPING ABOVE THE CEILING. COORDINATE WITH PLUMBING WORK

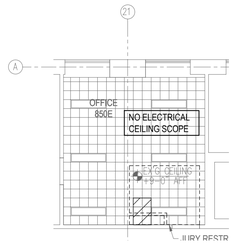

2 8TH FL. REFLECTED CEILING PLAN - OFFICE 850E
1/8"=1'-0"

1 8TH FL. SELECTIVE REMOVAL PLAN - OFFICE 850E
1/8"=1'-0"

0 4 8 16 FEET

LEGEND

- AREA TO BE REMOVED
- SPACE ABOVE

KINGS COUNTY SUPREME COURT BUILDING ACCESSIBILITY RENOVATIONS

360 Adams Street
Brooklyn NY 11201

Conditions

ALL IDEAS, DESIGNS, ARRANGEMENTS AND PLANS INDICATED OR REPRESENTED BY THIS DRAWING ARE OWNED BY, AND THE PROPERTY OF RONNETTE RILEY ARCHITECT AND WERE CREATED, EVOLVED AND DEVELOPED FOR THE USE ON, AND IN CONNECTION WITH THE SPECIFIED PROJECT.
NONE OF SUCH IDEAS, DESIGNS, ARRANGEMENTS OR PLANS SHALL BE USED BY OR DISCLOSED TO ANY PERSON, FIRM OR CORPORATION FOR ANY PURPOSE WHATSOEVER WITHOUT THE WRITTEN PERMISSION OF RONNETTE RILEY ARCHITECT.

© Copyright Ronnette Riley *Architect* 2021

Ronnette Riley *Architect*

494 Eighth Avenue, 15th Floor
New York, NY 10001
T 212 594 4015
F 212 594 2868
www.ronnetteriley.com

MEP Engineer:

Loring Consulting Engineers, Inc.
360 West 31st Street, 14th Floor
New York, NY 10001-2727
T 212-563 7400
www.loringengineers.com
New York City .Washington, DC . Princeton . Durham . Toronto

Structural Engineer:

Silman
32 Old Slip, 10th Floor
New York, NY 10005
T 212-620 7970
www.Silman.com

Rev	Date	Issue
-	11 JUN 2021	SD Submission
-	22 OCT 2021	DD Review
-	23 NOV 2021	Issue for DD 50%
-	4 MAR 2022	Issue for Final DD
-	6 DEC 2022	CD Review
-	28 FEB 2023	CD Final

Title

ELECTRICAL 6TH, 7TH, 8TH FLOOR PARTIAL PLANS

Date	06-11-2021
Project No.	12328.000
Drawing By	AMA
CHK By	RS
Scale	AS NOTED

DOB Rev
E-217.00
12 OF 21

DOB SCAN

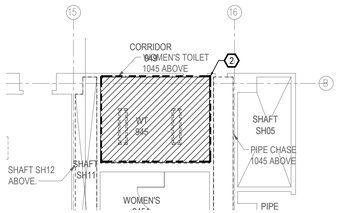

12 9TH FL. REFLECTED CEILING PLAN - OFFICE 945
1/8"=1'-0"

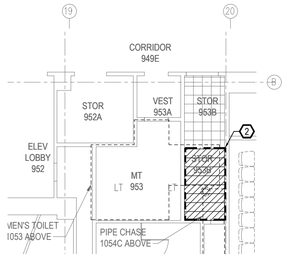

8 9TH FL. REFLECTED CEILING PLAN - MEN'S TOILET 953 AND STORAGE 953B
1/8"=1'-0"

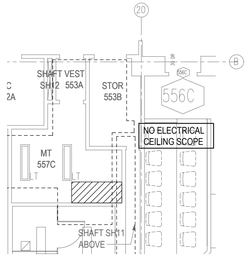

4 5TH FL. REFLECTED CEILING PLAN - TOILET 553
1/8"=1'-0"

KEY NOTES - ELECTRICAL PLANS:

1. UNIT PRICE BASIS SCOPE: TEMPORARILY REMOVE, PROTECT / STORE LIGHTING FIXTURES AND RACEWAYS TO ACCOMMODATE PLUMBING PIPING ABOVE THE CEILING. COORDINATE WITH PLUMBING WORK.
2. UNIT PRICE BASIS SCOPE: RE-INSTALL THE EXISTING LIGHTING FIXTURES AND RACEWAYS TO ACCOMMODATE PLUMBING PIPING ABOVE THE CEILING. COORDINATE WITH PLUMBING WORK

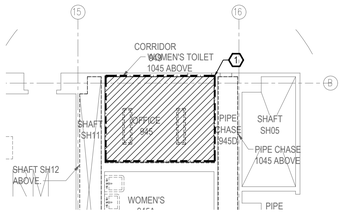

11 9TH FL. SELECTIVE REMOVAL PLAN - OFFICE 945
1/8"=1'-0"

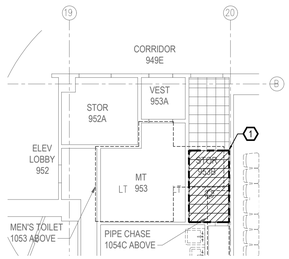

7 9TH FL. SELECTIVE REMOVAL PLAN - MEN'S TOILET 953 AND STORAGE 953B
1/8"=1'-0"

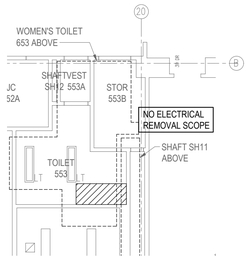

3 5TH FL. SELECTIVE REMOVAL PLAN - TOILET 553
1/8"=1'-0"

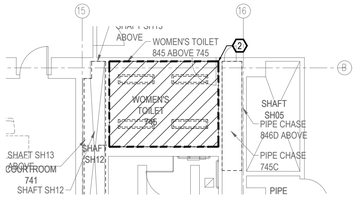

10 7TH FL. REFLECTED CEILING PLAN - WOMEN'S TOILET 745
1/8"=1'-0"

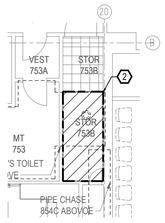

6 7TH FL. REFLECTED CEILING PLAN - STORAGE 753B
1/8"=1'-0"

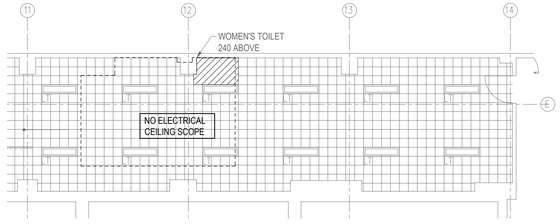

2 1ST FL. REFLECTED CEILING PLAN - STORAGE 139
1/8"=1'-0"

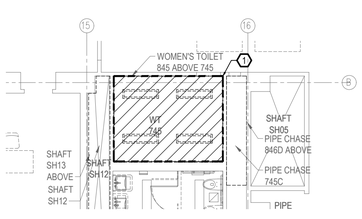

9 7TH FL. SELECTIVE REMOVAL PLAN - WOMENS'S TOILET 7445
1/8"=1'-0"

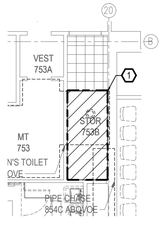

5 7TH FL. SELECTIVE REMOVAL PLAN - STORAGE 753B
1/8"=1'-0"

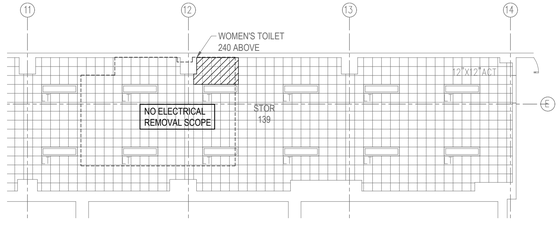

1 1ST FL. SELECTIVE REMOVAL PLAN - STORAGE 139
1/8"=1'-0"

0 4 8 16 FEET

LEGEND

AREA TO BE REMOVED

SPACE ABOVE

KINGS COUNTY SUPREME COURT BUILDING ACCESSIBILITY RENOVATIONS

360 Adams Street
Brooklyn NY 11201

Conditions

ALL IDEAS, DESIGNS, ARRANGEMENTS AND PLANS INDICATED OR REPRESENTED BY THIS DRAWING ARE OWNED BY, AND THE PROPERTY OF RONNETTE RILEY ARCHITECT AND WERE CREATED, EVOLVED AND DEVELOPED FOR THE USE ON, AND IN CONNECTION WITH THE SPECIFIED PROJECT.
NONE OF SUCH IDEAS, DESIGNS, ARRANGEMENTS OR PLANS SHALL BE USED BY OR DISCLOSED TO ANY PERSON, FIRM OR CORPORATION FOR ANY PURPOSE WHATSOEVER WITHOUT THE WRITTEN PERMISSION OF RONNETTE RILEY ARCHITECT.

© Copyright Ronnette Riley *Architect* 2021

Ronnette Riley *Architect*

494 Eighth Avenue, 15th Floor
New York, NY 10001
T 212 594 4015
F 212 594 2868
www.ronnetteriley.com

MEP Engineer:

Loring Consulting Engineers, Inc.
360 West 31st Street, 14th Floor
New York, NY 10001-2727
T 212-563 7400
www.loringengineers.com
New York City .Washington, DC . Princeton . Durham . Toronto

Structural Engineer:

Silman
32 Old Slip, 10th Floor
New York, NY 10005
T 212-620 7970
www.Silman.com

Rev	Date	Issue
-	11 JUN 2021	SD Submission
-	22 OCT 2021	DD Review
-	23 NOV 2021	Issue for DD 50%
-	4 MAR 2022	Issue for Final DD
-	6 DEC 2022	CD Review
-	28 FEB 2023	CD Final

Title

ELECTRICAL 1ST, 5TH, 7TH & 9TH FL. PARTIAL PLANS

Date	06-11-2021
Project No.	12328.000
Drawing By	AMA
CHK By	RS
Scale	AS NOTED

DOB Rev

E-218.00

12 OF 21

DOB SCAN

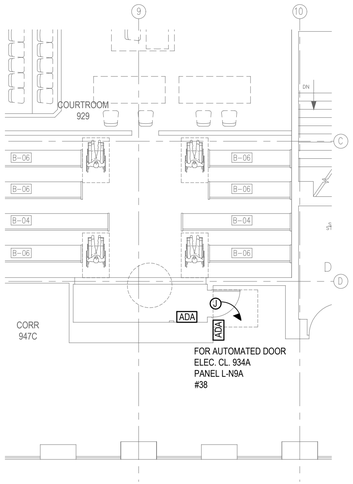

3 CONSTRUCTION PLAN - COURTROOM 929
1/8"=1'-0"

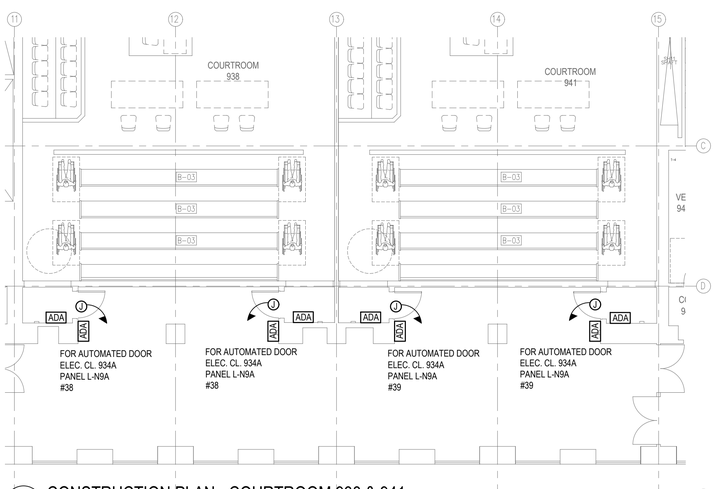

2 CONSTRUCTION PLAN - COURTROOM 938 & 941
1/8"=1'-0"

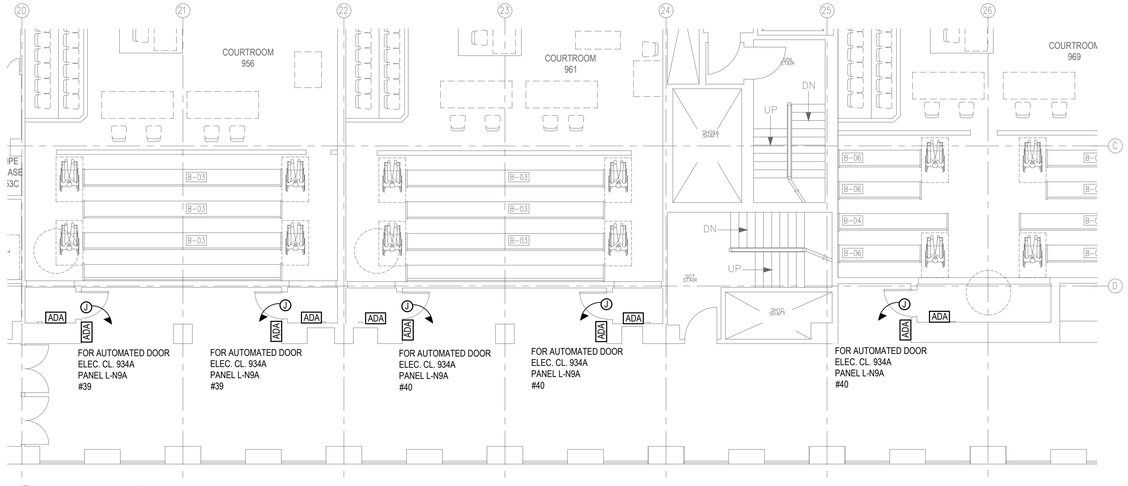

1 CONSTRUCTION PLAN - COURTROOMS 556, 561 & 569
1/8"=1'-0"

N 0 4 8 16 FEET

KINGS COUNTY SUPREME COURT BUILDING ACCESSIBILITY RENOVATIONS

360 Adams Street
Brooklyn NY 11201

Conditions

ALL IDEAS, DESIGNS, ARRANGEMENTS AND PLANS INDICATED OR REPRESENTED BY THIS DRAWING ARE OWNED BY, AND THE PROPERTY OF RONNETTE RILEY ARCHITECT AND WERE CREATED, EVOLVED AND DEVELOPED FOR THE USE ON, AND IN CONNECTION WITH THE SPECIFIED PROJECT.
NONE OF SUCH IDEAS, DESIGNS, ARRANGEMENTS OR PLANS SHALL BE USED BY OR DISCLOSED TO ANY PERSON, FIRM OR CORPORATION FOR ANY PURPOSE WHATSOEVER WITHOUT THE WRITTEN PERMISSION OF RONNETTE RILEY ARCHITECT.

© Copyright Ronnette Riley *Architect* 2021

Ronnette Riley *Architect*

494 Eighth Avenue, 15th Floor
New York, NY 10001
T 212 594 4015
F 212 594 2868
www.ronnetteriley.com

MEP Engineer:

Loring Consulting Engineers, Inc.
360 West 31st Street, 14th Floor
New York, NY 10001-2727
T 212-563 7400
www.loringengineers.com
New York City .Washington, DC . Princeton . Durham . Toronto

Structural Engineer:

Silman
32 Old Slip, 10th Floor
New York, NY 10005
T 212-620 7970
www.Silman.com

Rev	Date	Issue
-	11 JUN 2021	SD Submission
-	22 OCT 2021	DD Review
-	23 NOV 2021	Issue for DD 50%
-	4 MAR 2022	Issue for Final DD
-	6 DEC 2022	CD Review
-	28 FEB 2023	CD Final

Title

ELECTRICAL 9TH FLOOR PARTIAL PLANS

Date	06-11-2021
Project No.	12328.000
Drawing By	DK
CHK By	JC
Scale	-

DOB Rev
E-219.00
_ of __

DOB SCAN

SYMBOLS

	EXISTING EQUIPMENT, PIPING AND FIXTURE TO REMAIN
	EXISTING EQUIPMENT, PIPING AND FIXTURE TO REMAIN TO REMOVED
	NEW INSTALLATION EQUIPMENT, PIPING AND FIXTURE.
	COLD WATER PIPING
	HOT WATER PIPING
	HOT WATER PIPING RETURN
	VENT PIPING
	DRAINAGE PING (W OR S)
G	GAS PIPING
	TEMPERATURE MAINTENANCE HEAT TRACED PIPING
	HWAT CONTROLLER IN RECESSED ENCLOSURE (STAINLESS STEEL FINISH, WITH KEYLOCK DOOR, MINIMUM 12"x12"x4" TO ACCOMMODATE HWAT CONTROLLER) CENTER OF ENCLOSURE TO BE INSTALLED 7'-8" FT ABOVE FINISHED FLOOR.
	ELBOW TURNED DOWN
	ELBOW TURNED UP
	DROP OR RISE
	TOP CONNECTION
	BOTTOM CONNECTION
	PIPE CAP
	POINT OF DISCONNECTION
	POINT OF NEW CONNECTION
	CLEANOUT
	CLEANOUT DECK PLATE
	TRAP
	FLOOR DRAIN
	THERMOSTATIC MIXING VALVE
	GATE VALVE
	BALL VALVE
	CHECK VALVE
	SOLENOID VALVE
RPZ	REDUCED PRESSURE ZONE BACKFLOW PREVENTER
M	METER
	VACUUM BREAKER (ELEVATION)
	FUNNEL DRAIN (ELEVATION)
	FLUSH VALVE (ELEVATION)
	PRESSURE GAUGE
	UNION
	WATER HAMMER ARRESTOR
	WATER-PROOF PIPE SLEEVE
#	EQUIPMENT TAG

ABBREVIATIONS

ABBREVIATION	DESCRIPTION
BV	BALL VALVE
CO	CLEAN OUT
CODP	CLEAN OUT DECK PLATE
CW	COLD WATER
DF	DRINKING FOUNTAIN
DN	DOWN
DR	DRAIN
EL	ELEVATION
EWH	ELECTRIC WATER HEATER
FD	FLOOR DRAIN
GV	GATE VALVE
GWH	GAS WATER HEATER
HW	HOT WATER
HWAT	SELF-REGULATING HEAT TRACE CABLE
IW	INDIRECT WASTE
JS	JANITOR'S SINK
LAV	LAVATORY
MH	MAN HOLE
NTS	NOT TO SCALE
OSI	OIL SAND INTERCEPTOR
RPZ	REDUCED PRESSURE ZONE BACKFLOW PREVENTER
S	SOIL
SA	SHOCK ABSORBER
SAN	SANITARY
SK	SINK
SH	SHOWER HEAD
SQ.FT.	SQUARE FOOT (FEET)
TMV	THERMOSTATIC MIXING VALVE
TP	TRAP PRIMER
TYP	TYPICAL
UL	UNDERWRITERS LABORATORY
UR	URINAL
V	VENT
W	WASTE
WC	WATER CLOSET
WHA	WATER HAMMER ARRESTOR

NOTES:

1. SYMBOL AND ABBREVIATION LISTS ARE FOR REFERENCE ONLY. NOT ALL SYMBOLS SHOWN ON SYMBOL LIST ARE USED IN PROJECT.

PLUMBING FIXTURE CONNECTION SCHEDULE

TAG	SYMBOLS	FIXTURE	VALVE TYPE	SANITARY ("IN)	VENT ("IN)	CW ("IN)	HW ("IN)	MOUNTING TYPE
LAV		LAVATORY	FAUCET	2"	2"	3/4"	3/4"	WALL MOUNTED
UR		URINAL	FLUSH VALVE	2"	2"	1"	-	WALL MOUNTED
WC		WATER CLOSET	FLUSH VALVE	4"	2"	1-1/4"	-	WALL MOUNTED
DF		DRINKING FOUNTAIN	-	1-1/2"	1-1/2"	3/4"	-	WALL MOUNTED

NOTES:
1. ALL FIXTURES AND ASSOCIATED FAUCETS & FLUSH VALVES SHALL MEET LEED SILVER FLOW REQUIREMENTS.
2. REFER TO ARCHITECTURAL DRAWINGS FOR FIXTURE FINAL LOCATIONS AND MOUNTING HEIGHTS.

REMOVAL NOTES

1. DRAWINGS ARE DIAGRAMMATIC AND INDICATE GENERAL ARRANGEMENT.
2. VERIFY ALL GOVERNING DIMENSIONS, PIPE SIZES AND LOCATION OF THE PIPING AND EQUIPMENT TO BE REMOVED.
3. NOTIFY BUILDING MANAGER AT LEAST 48 HOURS BEFORE DEMOLITION WORK OR BEFORE SHUT DOWN OF EXISTING SERVICES. RISER SHUT DOWNS SHALL BE PERFORMED AT TENANT'S COST, AT DESIGNATED TIMES UNDER BUILDING MANAGER'S SUPERVISION AND ONLY WITH APPROVAL.
4. ALL FIXTURES, EQUIPMENT, PIPING, ETC. TO BE REMOVED, SHALL BE DISPOSED OF, RELOCATED, TURNED OVER TO THE TENANT OR SALVAGED AS DIRECTED BY THE ARCHITECT.
5. UPON COMPLETION OF ALL NEW WORK NO ABANDONED PIPING SHALL REMAIN.
6. THE EXISTING SYSTEMS SHALL BE LEFT IN PERFECT WORKING ORDER UPON COMPLETION OF ALL NEW WORK.
7. LOCATIONS AND SIZES OF EXISTING PIPING ARE APPROXIMATE. EXACT SIZES AND LOCATIONS OF ALL EXISTING PIPING SHALL BE VERIFIED AT THE SITE.
8. NO REMOVED EXISTING PIPING FITTINGS, VALVES, FIXTURES, ETC. SHALL BE REUSED UNLESS OTHERWISE APPROVED BY THE ENGINEER.
9. REFER TO ARCHITECTURAL DRAWINGS FOR ALL CEILING HEIGHTS.
10. THE CONTRACTOR SHALL BE RESPONSIBLE FOR THE REMOVAL FROM THE PREMISES OF ALL DEBRIS RESULTING FROM PLUMBING WORK.

BUILDING DEPARTMENT PLUMBING NOTES

1. THE PLUMBING SYSTEMS (SANITARY, WASTE, VENT, WATER DISTRIBUTION, ETC.) AND ALL ASSOCIATED EQUIPMENT SHALL BE INSTALLED AND MAINTAINED IN ACCORDANCE WITH THE FULL REQUIREMENTS OF THE 2022 NEW YORK CITY BUILDING, PLUMBING AND GAS CODES AND CURRENT REVISIONS.
2. ALL PLUMBING WORK SHALL COMPLY WITH CHAPTER 4 OF THE 2022 NEW YORK CITY BUILDING CODE AND CHAPTERS 1 THROUGH 13 AND APPENDICES A THROUGH G OF THE 2022 NEW YORK CITY PLUMBING CODE.
3. THE SANITARY SYSTEM SHALL BE PROVIDED IN FULL ACCORDANCE WITH THE GENERAL PROVISIONS PC305.
4. THE MATERIALS USED IN THE PLUMBING SYSTEMS WILL BE PROVIDED IN FULL ACCORDANCE WITH SECTION PC303.
5. THE INSTALLATION OF PLUMBING FIXTURES, FAUCETS AND FIXTURE FITTINGS SHALL BE IN ACCORDANCE WITH PC401 THROUGH PC429.
6. VERTICAL AND HORIZONTAL PIPING WILL BE HUNG AND SUPPORTED AS DIRECTED IN SPECIFICATIONS AND WITH THE FULL COMPLIANCE WITH SECTION PC308.
7. CLEANOUTS SHALL BE INSTALLED AS PER SECTION PC708.
8. TRAPS FOR FIXTURES SHALL BE INSTALLED IN FULL COMPLIANCE WITH SECTION PC1002.
9. THE WATER SUPPLY SHALL BE INSTALLED AND MAINTAINED IN FULL COMPLIANCE WITH PC601 THROUGH PC614.
10. VALVES SHALL BE PROVIDED AS PER SECTION PC606.
11. THE SANITARY DRAINAGE SYSTEM WILL BE SIZED AND INSTALLED IN FULL COMPLIANCE WITH SECTIONS PC701 THROUGH PC715.
12. THE VENT PIPING FOR THE SANITARY DRAINAGE SYSTEM OF THE SUBJECT BUILDING WILL BE INSTALLED IN FULL COMPLIANCE WITH SECTION PC901 THROUGH PC919.
13. SANITARY TEES AND QUARTER BENDS MAY BE USED IN DRAINAGE LINES ONLY WHERE THE DIRECTION OF FLOW IS FROM THE HORIZONTAL TO THE VERTICAL.
14. SHORT SWEEPS WILL BE PERMITTED IN DRAINAGE PIPING 3 INCH DIAMETER OR LARGER FOR ANY OFFSETS EITHER HORIZONTAL OR VERTICAL.

GENERAL NOTES

1. CONTRACTOR SHALL VERIFY ALL DIMENSIONS AND JOB CONDITIONS AND SHALL REPORT TO ENGINEER ANY DISCREPANCIES OR OMISSIONS THAT WOULD INTERFERE WITH SATISFACTORY COMPLETION OF THE WORK.
2. IN THE EVENT OF ANY DISCREPANCY BETWEEN THE DEMOLITION PLAN AND THE CONSTRUCTION PLANS, CONSTRUCTION PLANS AND INTENT SHALL GOVERN.
3. CONTRACTOR SHALL BE RESPONSIBLE FOR ARRANGING WITH BUILDING MANAGEMENT FOR HANDLING MATERIALS, AS WELL AS FOR ALLOWABLE WORKING HOURS AND DELIVERIES.
4. PLUMBING CONTRACTOR SHALL COORDINATE ALL WORK WITH RESPECT TO OTHER TRADES, STRUCTURE AND CEILING HEIGHTS. CONTRACTOR SHALL COORDINATE ALL WORK WITH ARCHITECTURAL LAYOUTS, INCLUDING CEILING HEIGHTS.
5. CONTRACTOR SHALL SUBMIT ALL SHOP DRAWINGS AND MANUFACTURERS' CUTS AND SAMPLES TO ARCHITECT PRIOR TO COMMENCEMENT OF SUCH WORK.
6. DRAWINGS ARE NOT TO BE SCALED.
7. CONTRACTOR SHALL COMPLY WITH ALL LOCAL BUILDING DEPARTMENT REGULATORY AGENCIES, BUILDING STANDARDS AND NEW YORK CODE REQUIREMENTS. CONTRACTOR SHALL BE RESPONSIBLE FOR SECURING ALL NECESSARY PERMITS AND APPROVALS OF ALL TRADES.
8. CONTRACTOR SHALL CARRY AND DOCUMENT LIABILITY, ACCIDENT AND PROPERTY DAMAGE INSURANCE AS REQUIRED BY COOPERATIVE CORPORATION AND BUILDING MANAGEMENT; AND OBSERVE THEIR PERMITTED HOURS FOR WORK.
9. CONTRACTOR SHALL EXERCISE EXTREME CARE IN PROTECTING AREAS ADJACENT TO CONSTRUCTION AREAS, SHALL FULLY PROTECT THEM FROM ANY DAMAGE RESULTING FROM CONTRACTOR'S WORKMEN, SUBCONTRACTORS OR AGENTS, AND SHALL BE RESPONSIBLE FOR REPAIRING, CLEANING OR REPLACING ANY SUCH DAMAGE.
10. ALL DIMENSIONS GIVEN ARE FINISH DIMENSIONS UNLESS OTHERWISE STATED.
11. UNLESS SPECIFICALLY STATED OTHERWISE, CONTRACTOR SHALL FURNISH ALL LABOR, MATERIALS, APPURTENANCES, EQUIPMENT AND SERVICES TO COMPLETE ALL WORK AS INDICATED ON DRAWINGS AND/OR SPECIFIED ON NOTES.
12. UNLESS SPECIFICALLY STATED OTHERWISE, CONTRACTOR SHALL FOLLOW MANUFACTURERS' DIRECTIONS, INSTRUCTIONS AND RECOMMENDATIONS FOR ALL MATERIALS AND PROCESSES USED IN THIS CONTRACT.
13. UPON COMPLETION OF THE WORK, CONTRACTOR SHALL COMPLETELY CLEAN THE CONSTRUCTION AREA SUITABLE FOR THE OWNER'S USE.
14. BUILDING DEPARTMENT APPROVED PLANS SHALL BE TURNED OVER TO OWNER AT THE COMPLETION OF THE JOB.
15. AT THE FINAL COMPLETION OF THE JOB, CONTRACTOR SHALL SUBMIT TO THE OWNER AND TO ENGINEER A NOTARIZED AFFIDAVIT STATING COMPLIANCE WITH ALL PROVISIONS OF THIS CONTRACT, INCLUDING ALL NOTES, EXCEPT FOR THOSE CHANGES SPECIFICALLY APPROVED IN WRITING BY THE ARCHITECT.
16. VACUUM BREAKER AND RELATED PIPING SHALL BE INSTALLED ABOVE CEILING; PROVIDE AN ACCESS PANEL TO THE VACUUM BREAKER AS REQUIRED WHERE CONSTRUCTION IS NOT ACCESSIBLE. ALL EXPOSED PIPING AT THE PANTRY SHALL BE STEEL WITH CHROME PLATED FINISH.
17. CONTRACTOR SHALL GUARANTEE ALL WORK PERFORMED UNDER THIS CONTRACT FOR ONE YEAR, STARTING FROM DATE OF FINAL COMPLETION OF ALL WORK.
18. PROVIDE CLEANOUTS FOR CHANGES IN DIRECTION FOR ALL SANITARY PIPING.
19. PLUMBING CONTRACTOR SHALL COORDINATE ALL FLOOR CORING SLEEVES AND FLOOR OPENINGS WITH STRUCTURAL DRAWINGS.
20. ALL EXPOSED PIPING PENETRATIONS THROUGH WALLS OR CEILINGS SHALL BE PROVIDED WITH APPROPRIATE FIRE RETARDANT SEALANT AND ESCUTCHEONS.
21. THE CONTRACTOR MUST MAKE ALLOWANCE FOR NECESSARY MODIFICATIONS TO EXISTING CONDITIONS TO PERFORM WORK.
22. THE CONTRACTOR SHALL VERIFY IN THE FIELD THE EXACT LOCATION OF ALL EXISTING MAIN STACKS AND RISERS AND CONNECTIONS FROM EXISTING FIXTURES.
23. THE EXISTING SYSTEMS SHALL BE LEFT IN PERFECT WORKING ORDER UPON COMPLETION OF ALL NEW WORK.
24. COORDINATE THE NEW WATER, VENT AND SANITARY DRAINAGE PIPING CONNECTION TO THE EXISTING. THE CONTRACTOR SHALL MAKE THE NECESSARY PIPING MODIFICATIONS REQUIRED TO ACCOMMODATE THE CONNECTIONS.

WORK SCOPE

PLUMBING SYSTEM ALTERATIONS REQUIRED TO UNITE THE AREA OF WORK AND TIE THEM INTO THE BUILDING SYSTEMS SERVING OTHER FLOORS ABOVE AND BELOW. COORDINATION WITH THE ARCHITECTURAL DRAWINGS ARE REQUIRED TO MAINTAIN EXISTING SYSTEMS.

ALL REQUIRED LABOR, MATERIALS AND CONTRACTOR'S SERVICES NECESSARY FOR COMPLETE SAFE INSTALLATION OF PLUMBING WORK IN FULL CONFORMITY WITH REQUIREMENTS OF ALL AUTHORITIES HAVING JURISDICTION: ALL AS INDICATED ON DRAWINGS AND/OR HEREIN SPECIFIED, INCLUDING THE FOLLOWING:

1) REMOVAL OF EXISTING PLUMBING FIXTURES.
2) SANITARY DRAINAGE AND VENT PIPING, INCLUDING CONNECTIONS TO EXISTING PLUMBING RISER.
3) DOMESTIC WATER SUPPLY PIPING, INCLUDING CONNECTIONS TO EXISTING PLUMBING RISER, CONNECTIONS TO PLUMBING FIXTURES, EQUIPMENT AND ASSOCIATED VALVES.
4) PLUMBING FIXTURES
5) INSULATION.
6) CUTTING AND PATCHING.

KINGS COUNTY SUPREME COURT BUILDING ACCESSIBILITY RENOVATIONS

360 Adams Street
Brooklyn NY 11201

Conditions

ALL IDEAS, DESIGNS, ARRANGEMENTS AND PLANS INDICATED OR REPRESENTED BY THIS DRAWING ARE OWNED BY, AND THE PROPERTY OF RONNETTE RILEY ARCHITECT AND WERE CREATED, EVOLVED AND DEVELOPED FOR THE USE ON, AND IN CONNECTION WITH THE SPECIFIED PROJECT.
NONE OF SUCH IDEAS, DESIGNS, ARRANGEMENTS OR PLANS SHALL BE USED BY OR DISCLOSED TO ANY PERSON, FIRM OR CORPORATION FOR ANY PURPOSE WHATSOEVER WITHOUT THE WRITTEN PERMISSION OF RONNETTE RILEY ARCHITECT.

© Copyright Ronnette Riley *Architect* 2021

Ronnette Riley *Architect*

494 Eighth Avenue, 15th Floor
New York, NY 10001
T 212 594 4015
F 212 594 2868
www.ronnetteriley.com

MEP Engineer:

Loring Consulting Engineers, Inc.
360 West 31st Street, 14th Floor
New York, NY 10001-2727
T 212-563 7400
www.loringengineers.com
New York City .Washington, DC . Princeton . Durham . Toronto

Structural Engineer:

Silman
32 Old Slip, 10th Floor
New York, NY 10005
T 212-620 7970
www.Silman.com

Rev	Date	Issue
-	11 JUN 2021	SD Submission
-	22 OCT 2021	DD Review
-	23 NOV 2021	Issue for DD 50%
-	4 MAR 2022	Issue for Final DD
-	6 DEC 2022	CD Review
-	28 FEB 2023	CD Final

Title

PLUMBING SYMBOLS, ABBREV. AND NOTES

Date	06-11-2021
Project No.	12328.000
Drawing By	JF
CHK By	AS
Scale	-

DOB Rev
P-001.00
_ of __

DOB SCAN

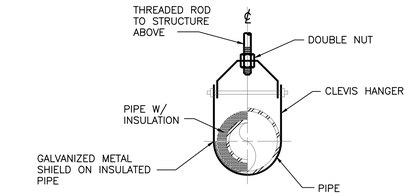

PIPE HANGER SCHEDULE

PIPE DIAMETER	SHIELD LENGTH	SHIELD THICKNESS	MAXIMUM PIPE SUPPORT SPACING					
			STEEL PIPE		CAST IRON PIPE		COPPER PIPE	
			ROD DIA	SUPPORT SPACING	ROD DIA	SUPPORT SPACING	ROD DIA	SUPPORT SPACING
1/2"	12"	18 USSG	3/8"	5'-0"	—	——	3/8"	5'-0"
3/4"				6'-0"	—	——		5'-0"
1"				7'-0"	—	——		6'-0"
1 1/4"				8'-0"	—	——		7'-0"
1 1/2"				9'-0"	3/8"	5'-0"		8'-0"
2"				10'-0"	1/2"	5'-0"		8'-0"
2 1/2"			1/2"	11'-0"		5'-0"	1/2"	9'-0"
3"			1/2"	12'-0"		5'-0"	1/2"	10'-0"

PIPE HANGAR DETAIL
NOT TO SCALE

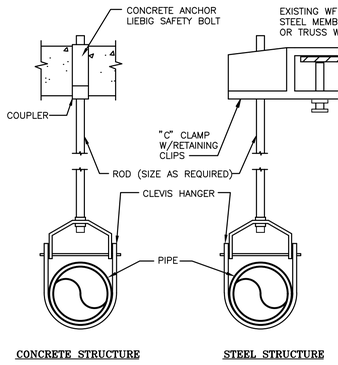

NOTES:

1. INCREASE CLEVIS HANGER SIZE TO ALLOW FOR INSULATION OF THOSE LINES REQUIRING INSULATION.
2. FOR INSULATED LINES USE STEEL PIPE SHIELDS AT HANGER POINTS.
3. THE ABOVE DETAIL SHALL BE USED ONLY FOR LINES UP TO AND INCLUDING 4" IN SIZE.
4. HANGING DETAILS SHALL BE SUBMITTED TO BUILDING APPROVED STRUCTURAL ENGINEER FOR REVIEW AND APPROVAL.
5. SEE SPECIFICATIONS FOR HANGER SPACING AND ROD SIZES.
6. REPAIR FIRE PROOFING AT REMOVED AND NEW SUPPORT CONNECTIONS.

TYPICAL HANGER DETAILS
NOT TO SCALE

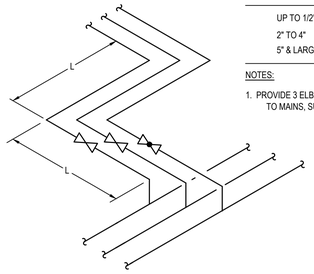

PIPE SIZE	MINIMUM OFFSET LENGTH L (FT.)
UP TO 1/2"	2
2" TO 4"	3
5" & LARGER	4

NOTES:

1. PROVIDE 3 ELBOW OFFSET FOR ALL CONNECTIONS TO MAINS, SUB MAINS AND BRANCHES.

TYPICAL BRANCH TAKEOFF
NOT TO SCALE

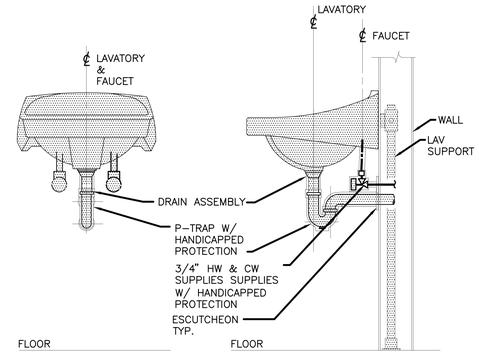

LAVATORY DETAIL
NOT TO SCALE

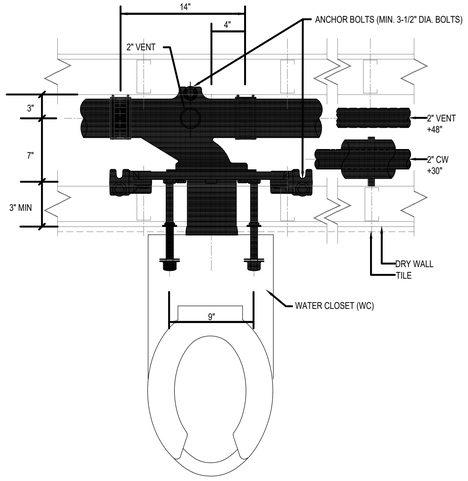

WALL MOUNTED WATER CLOSET DETAIL
NOT TO SCALE

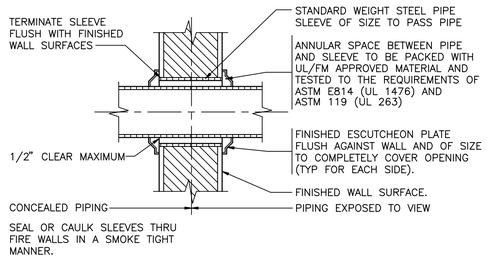

DETAIL OF PIPE PENETRATING THRU FIRE RATED WALL AND FLOOR
NOT TO SCALE

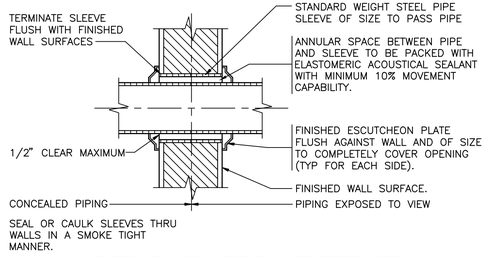

DETAIL OF PIPE PENETRATING THRU NON FIRE RATED WALL
NOT TO SCALE

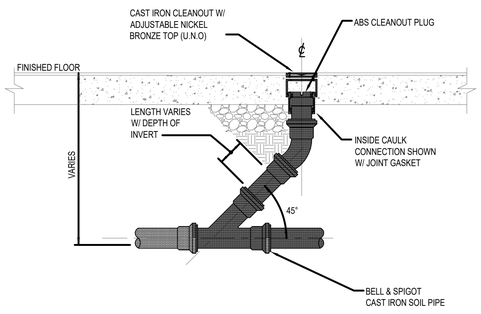

CLEANOUT DECK PLATE DETAIL
NOT TO SCALE

KINGS COUNTY SUPREME COURT BUILDING ACCESSIBILITY RENOVATIONS

360 Adams Street
Brooklyn NY 11201

Conditions

ALL IDEAS, DESIGNS, ARRANGEMENTS AND PLANS INDICATED OR REPRESENTED BY THIS DRAWING ARE OWNED BY, AND THE PROPERTY OF RONNETTE RILEY ARCHITECT AND WERE CREATED, EVOLVED AND DEVELOPED FOR THE USE ON, AND IN CONNECTION WITH THE SPECIFIED PROJECT.
NONE OF SUCH IDEAS, DESIGNS, ARRANGEMENTS OR PLANS SHALL BE USED BY OR DISCLOSED TO ANY PERSON, FIRM OR CORPORATION FOR ANY PURPOSE WHATSOEVER WITHOUT THE WRITTEN PERMISSION OF RONNETTE RILEY ARCHITECT.

© Copyright Ronnette Riley *Architect* 2021

Ronnette Riley *Architect*

494 Eighth Avenue, 15th Floor
New York, NY 10001
T 212 594 4015
F 212 594 2868
www.ronnetteriley.com

MEP Engineer:

Loring Consulting Engineers, Inc.
360 West 31st Street, 14th Floor
New York, NY 10001-2727
T 212-563 7400
www.loringengineers.com
New York City .Washington, DC . Princeton . Durham . Toronto

Structural Engineer:

Silman
32 Old Slip, 10th Floor
New York, NY 10005
T 212-620 7970
www.Silman.com

Rev	Date	Issue
-	11 JUN 2021	SD Submission
-	22 OCT 2021	DD Review
-	23 NOV 2021	Issue for DD 50%
-	4 MAR 2022	Issue for Final DD
-	6 DEC 2022	CD Review
-	28 FEB 2023	CD Final

Title

PLUMBING DETAILS

Date	06-11-2021
Project No.	12328.000
Drawing By	JF
CHK By	AS
Scale	-

DOB Rev
P-002.00
_ of __

DOB SCAN

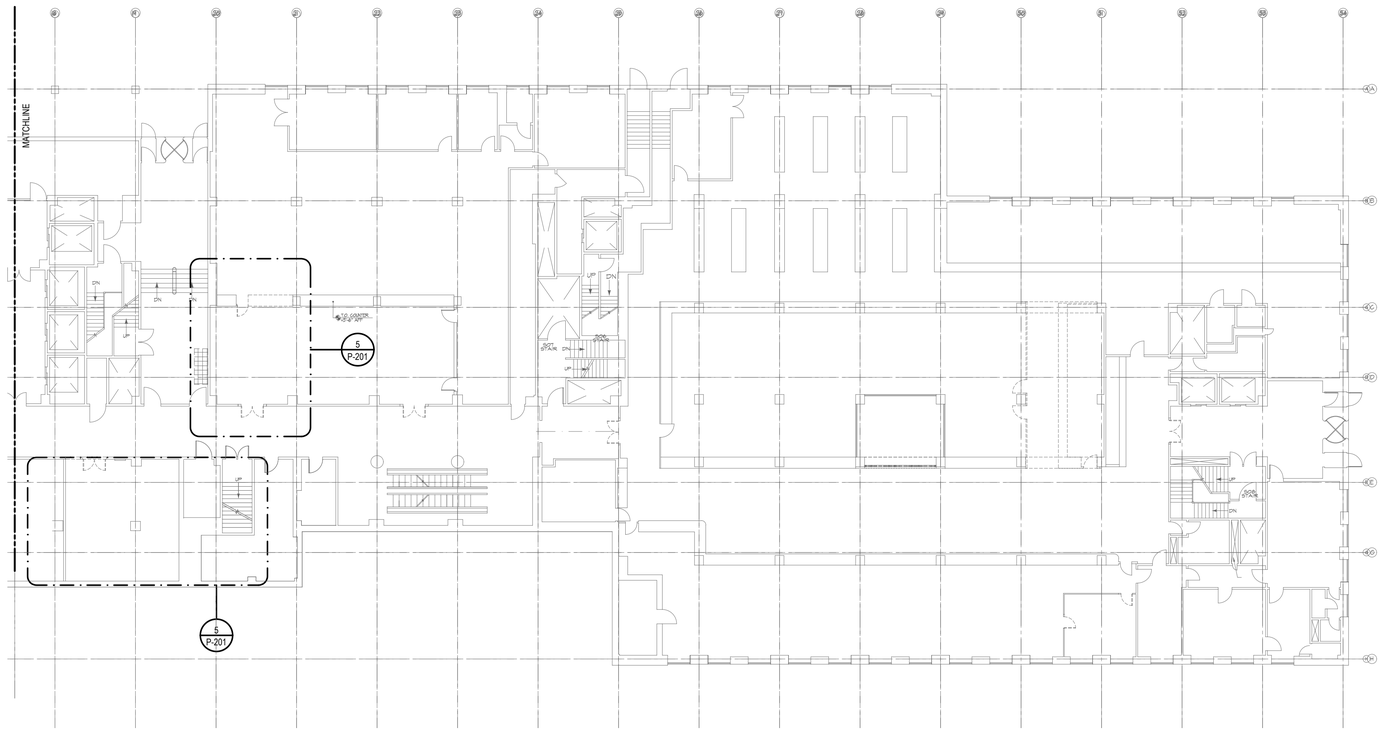

1 1ST FLOOR KEYPLAN
1/16"=1'-0"

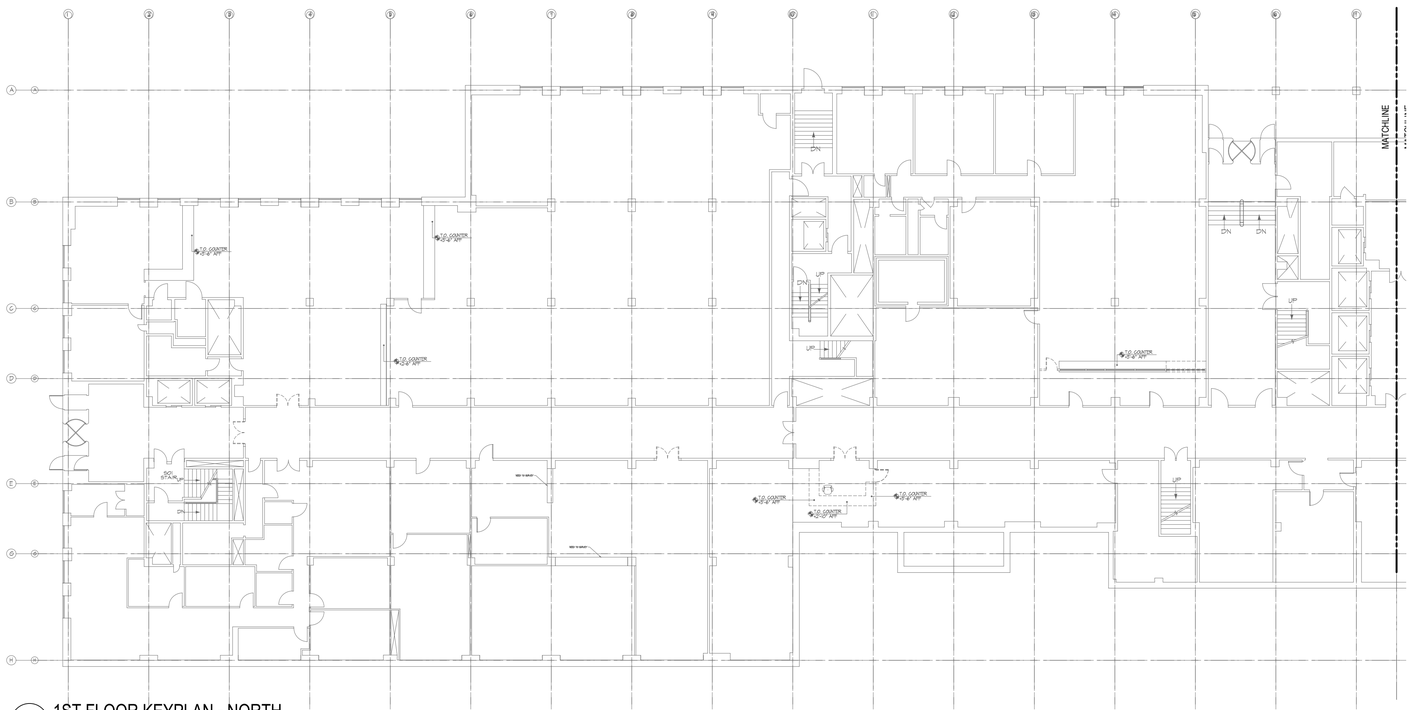

1 1ST FLOOR KEYPLAN - NORTH
1/16"=1'-0"

N 0 8 16 32 FEET

KINGS COUNTY SUPREME COURT BUILDING ACCESSIBILITY RENOVATIONS

360 Adams Street
Brooklyn NY 11201

Conditions

ALL IDEAS, DESIGNS, ARRANGEMENTS AND PLANS INDICATED OR REPRESENTED BY THIS DRAWING ARE OWNED BY, AND THE PROPERTY OF RONNETTE RILEY ARCHITECT AND WERE CREATED, EVOLVED AND DEVELOPED FOR THE USE ON, AND IN CONNECTION WITH THE SPECIFIED PROJECT.
NONE OF SUCH IDEAS, DESIGNS, ARRANGEMENTS OR PLANS SHALL BE USED BY OR DISCLOSED TO ANY PERSON, FIRM OR CORPORATION FOR ANY PURPOSE WHATSOEVER WITHOUT THE WRITTEN PERMISSION OF RONNETTE RILEY ARCHITECT.

© Copyright Ronnette Riley *Architect* 2021

Ronnette Riley *Architect*

494 Eighth Avenue, 15th Floor
New York, NY 10001
T 212 594 4015
F 212 594 2868
www.ronnetteriley.com

MEP Engineer:

Loring Consulting Engineers, Inc.
360 West 31st Street, 14th Floor
New York, NY 10001-2727
T 212-563 7400
www.loringengineers.com
New York City .Washington, DC . Princeton . Durham . Toronto

Structural Engineer:

Silman
32 Old Slip, 10th Floor
New York, NY 10005
T 212-620 7970
www.Silman.com

Rev	Date	Issue
-	11 JUN 2021	SD Submission
-	22 OCT 2021	DD Review
-	23 NOV 2021	Issue for DD 50%
-	4 MAR 2022	Issue for Final DD
-	6 DEC 2022	CD Review
-	28 FEB 2023	CD Final

Title

PLUMBING 1ST FLOOR KEY PLAN

Date	06-11-2021
Project No.	12328.000
Drawing By	JF
CHK By	AS
Scale	ASNOTED

DOB Rev
P-101.00
_ of ___

DOB SCAN

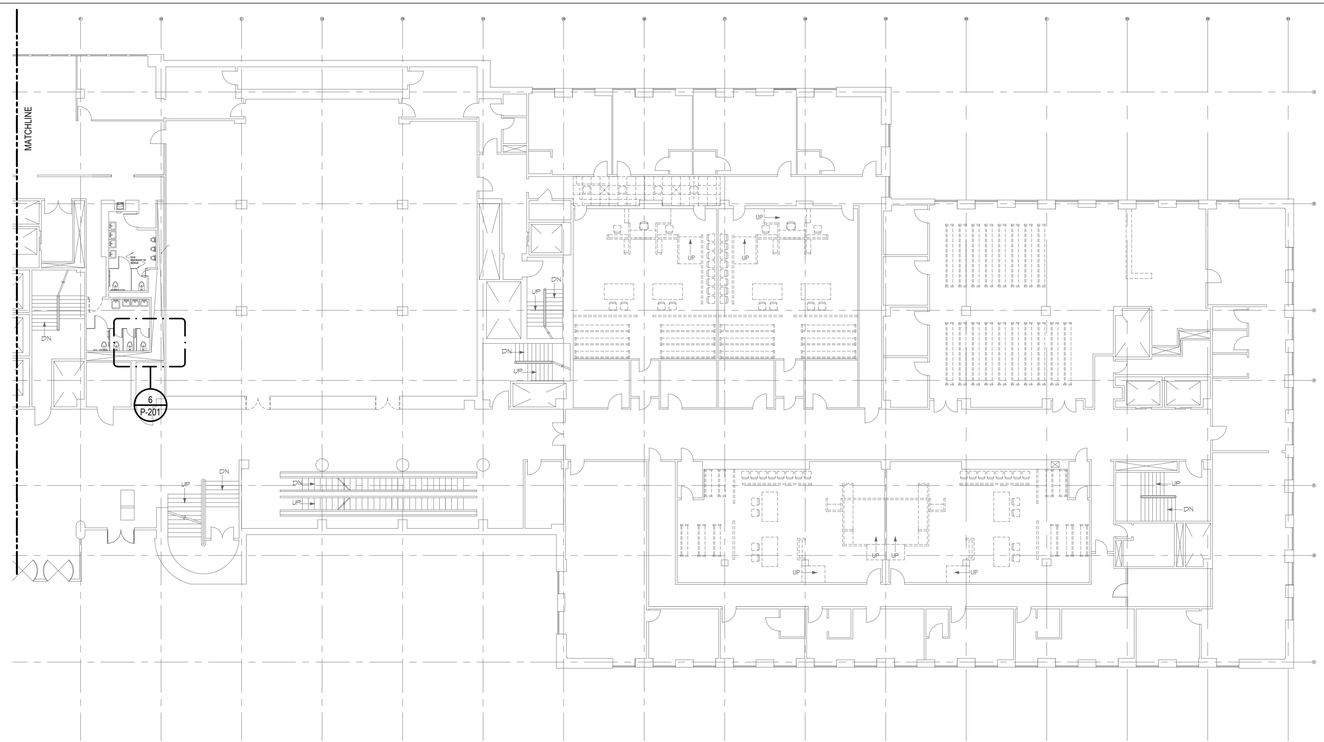

2 2ND FLOOR KEYPLAN - SOUTH
1/16"=1'-0"

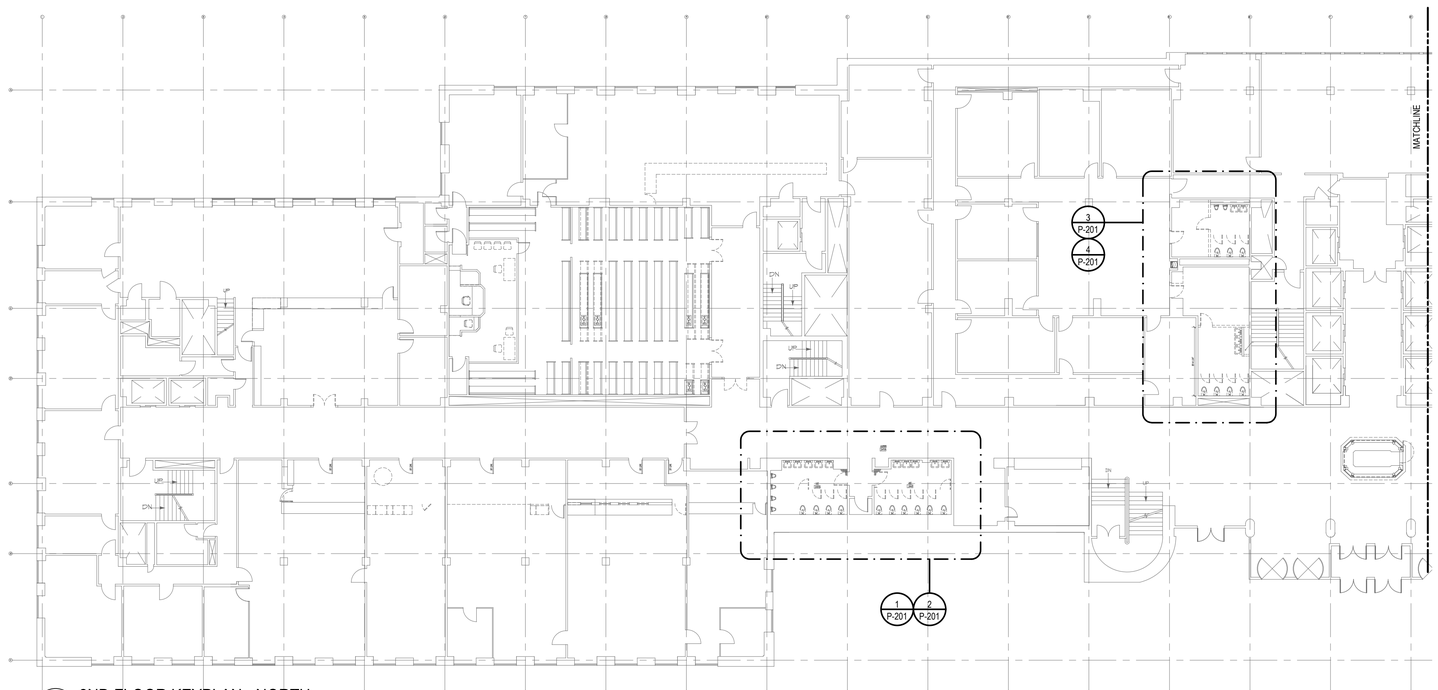

1 2ND FLOOR KEYPLAN - NORTH
1/16"=1'-0"

N 0 8 16 32 FEET

KINGS COUNTY SUPREME COURT BUILDING ACCESSIBILITY RENOVATIONS

360 Adams Street
Brooklyn NY 11201

Conditions

ALL IDEAS, DESIGNS, ARRANGEMENTS AND PLANS INDICATED OR REPRESENTED BY THIS DRAWING ARE OWNED BY, AND THE PROPERTY OF RONNETTE RILEY ARCHITECT AND WERE CREATED, EVOLVED AND DEVELOPED FOR THE USE ON, AND IN CONNECTION WITH THE SPECIFIED PROJECT.
NONE OF SUCH IDEAS, DESIGNS, ARRANGEMENTS OR PLANS SHALL BE USED BY OR DISCLOSED TO ANY PERSON, FIRM OR CORPORATION FOR ANY PURPOSE WHATSOEVER WITHOUT THE WRITTEN PERMISSION OF RONNETTE RILEY ARCHITECT.

© Copyright Ronnette Riley *Architect* 2021

Ronnette Riley *Architect*

494 Eighth Avenue, 15th Floor
New York, NY 10001
T 212 594 4015
F 212 594 2868
www.ronnetteriley.com

MEP Engineer:

Loring Consulting Engineers, Inc.
360 West 31st Street, 14th Floor
New York, NY 10001-2727
T 212-563 7400
www.loringengineers.com
New York City .Washington, DC . Princeton . Durham . Toronto

Structural Engineer:

Silman
32 Old Slip, 10th Floor
New York, NY 10005
T 212-620 7970
www.Silman.com

Rev	Date	Issue
-	11 JUN 2021	SD Submission
-	22 OCT 2021	DD Review
-	23 NOV 2021	Issue for DD 50%
-	4 MAR 2022	Issue for Final DD
-	6 DEC 2022	CD Review
-	28 FEB 2023	CD Final

Title

PLUMBING 2ND FLOOR KEY PLAN

Date	06-11-2021
Project No.	12328.000
Drawing By	JF
CHK By	AS
Scale	-

DOB Rev
P-102.00
_ of __

DOB SCAN

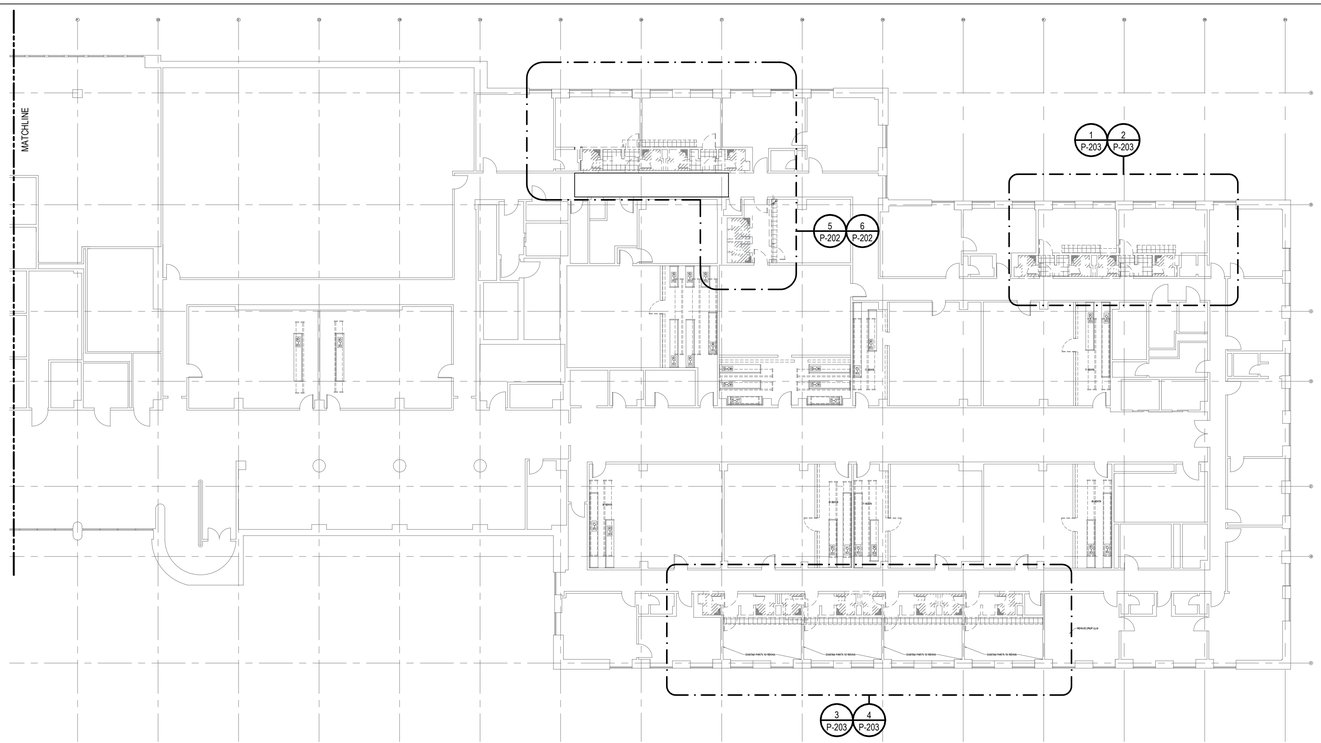

2 3RD FLOOR KEYPLAN - SOUTH
1/16"=1'-0"

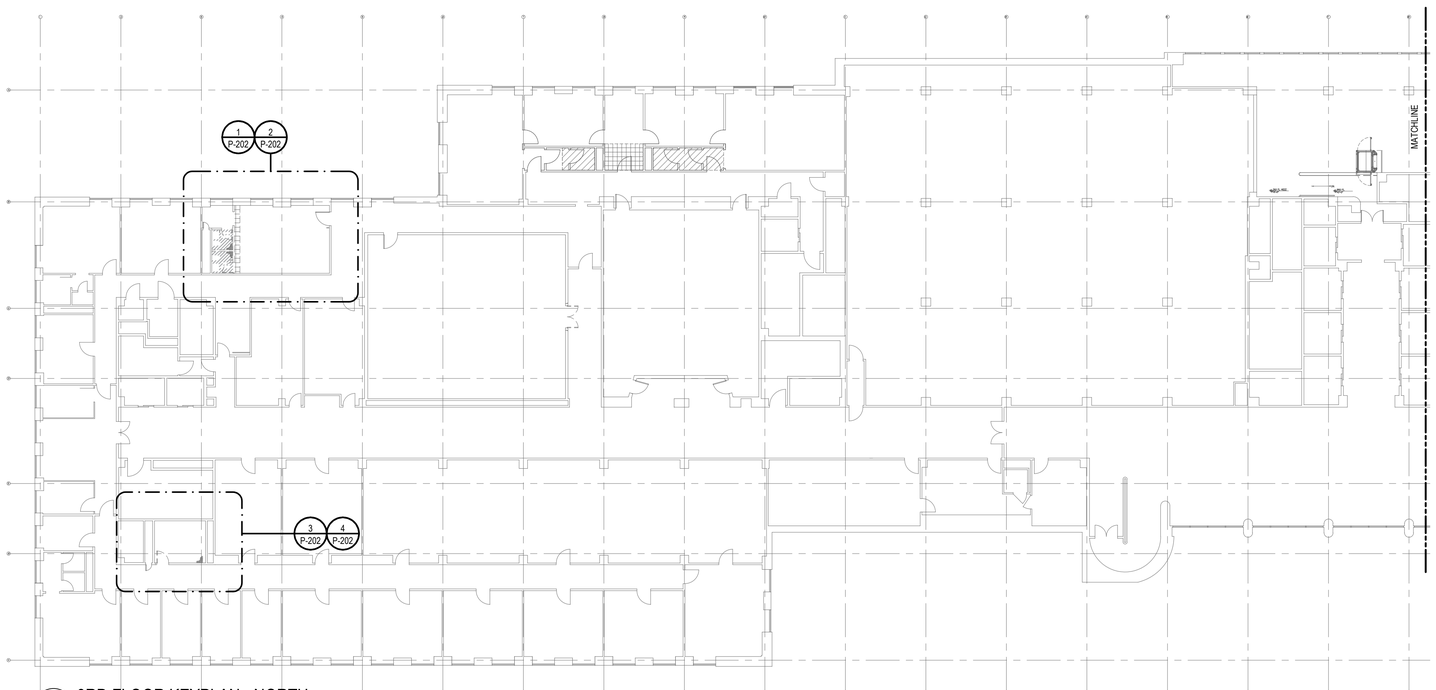

1 3RD FLOOR KEYPLAN - NORTH
1/16"=1'-0"

N 0 8 16 32 FEET

KINGS COUNTY SUPREME COURT BUILDING ACCESSIBILITY RENOVATIONS

360 Adams Street
Brooklyn NY 11201

Conditions

ALL IDEAS, DESIGNS, ARRANGEMENTS AND PLANS INDICATED OR REPRESENTED BY THIS DRAWING ARE OWNED BY, AND THE PROPERTY OF RONNETTE RILEY ARCHITECT AND WERE CREATED, EVOLVED AND DEVELOPED FOR THE USE ON, AND IN CONNECTION WITH THE SPECIFIED PROJECT.
NONE OF SUCH IDEAS, DESIGNS, ARRANGEMENTS OR PLANS SHALL BE USED BY OR DISCLOSED TO ANY PERSON, FIRM OR CORPORATION FOR ANY PURPOSE WHATSOEVER WITHOUT THE WRITTEN PERMISSION OF RONNETTE RILEY ARCHITECT.

© Copyright Ronnette Riley *Architect* 2021

Ronnette Riley *Architect*

494 Eighth Avenue, 15th Floor
New York, NY 10001
T 212 594 4015
F 212 594 2868
www.ronnetteriley.com

MEP Engineer:

Loring Consulting Engineers, Inc.
360 West 31st Street, 14th Floor
New York, NY 10001-2727
T 212-563 7400
www.loringengineers.com
New York City .Washington, DC . Princeton . Durham . Toronto

Structural Engineer:

Silman
32 Old Slip, 10th Floor
New York, NY 10005
T 212-620 7970
www.Silman.com

Rev	Date	Issue
-	11 JUN 2021	SD Submission
-	22 OCT 2021	DD Review
-	23 NOV 2021	Issue for DD 50%
-	4 MAR 2022	Issue for Final DD
-	6 DEC 2022	CD Review
-	28 FEB 2023	CD Final

Title

PLUMBING 3RD FLOOR KEY PLAN

Date	06-11-2021
Project No.	12328.000
Drawing By	JF
CHK By	AS
Scale	AS NOTED

DOB Rev
P-103.00
_ of __

DOB SCAN

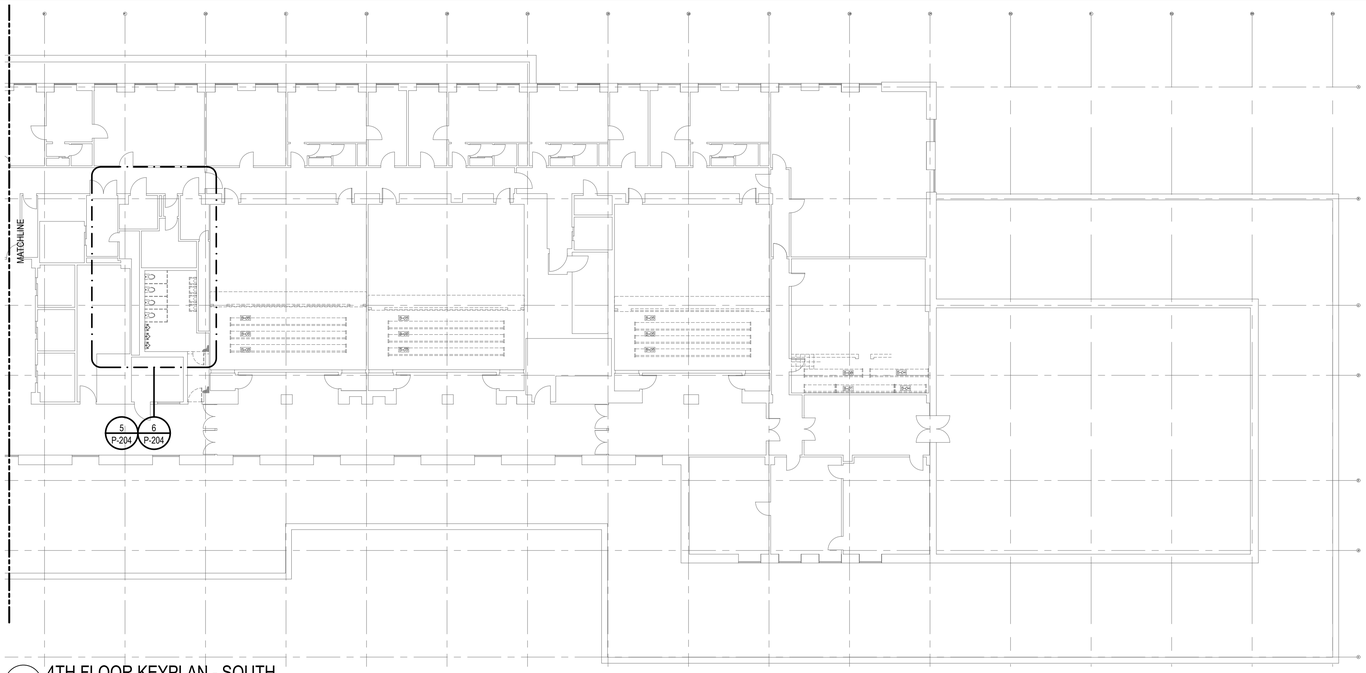

2 4TH FLOOR KEYPLAN - SOUTH
1/16"=1'-0"

1 4TH FLOOR KEYPLAN - NORTH
1/16"=1'-0"

N 0 8 16 32 FEET

KINGS COUNTY SUPREME COURT BUILDING ACCESSIBILITY RENOVATIONS

360 Adams Street
Brooklyn NY 11201

Conditions

ALL IDEAS, DESIGNS, ARRANGEMENTS AND PLANS INDICATED OR REPRESENTED BY THIS DRAWING ARE OWNED BY, AND THE PROPERTY OF RONNETTE RILEY ARCHITECT AND WERE CREATED, EVOLVED AND DEVELOPED FOR THE USE ON, AND IN CONNECTION WITH THE SPECIFIED PROJECT.
NONE OF SUCH IDEAS, DESIGNS, ARRANGEMENTS OR PLANS SHALL BE USED BY OR DISCLOSED TO ANY PERSON, FIRM OR CORPORATION FOR ANY PURPOSE WHATSOEVER WITHOUT THE WRITTEN PERMISSION OF RONNETTE RILEY ARCHITECT.

© Copyright Ronnette Riley *Architect* 2021

Ronnette Riley *Architect*

494 Eighth Avenue, 15th Floor
New York, NY 10001
T 212 594 4015
F 212 594 2868
www.ronnetteriley.com

MEP Engineer:

Loring Consulting Engineers, Inc.
360 West 31st Street, 14th Floor
New York, NY 10001-2727
T 212-563 7400
www.loringengineers.com
New York City .Washington, DC . Princeton . Durham . Toronto

Structural Engineer:

Silman
32 Old Slip, 10th Floor
New York, NY 10005
T 212-620 7970
www.Silman.com

Rev	Date	Issue
-	11 JUN 2021	SD Submission
-	22 OCT 2021	DD Review
-	23 NOV 2021	Issue for DD 50%
-	4 MAR 2022	Issue for Final DD
-	6 DEC 2022	CD Review
-	28 FEB 2023	CD Final

Title

PLUMBING 4TH FLOOR KEY PLAN

Date	06-11-2021
Project No.	12328.000
Drawing By	JF
CHK By	AS
Scale	AS NOTED

DOB Rev
P-104.00
_ of __

DOB SCAN

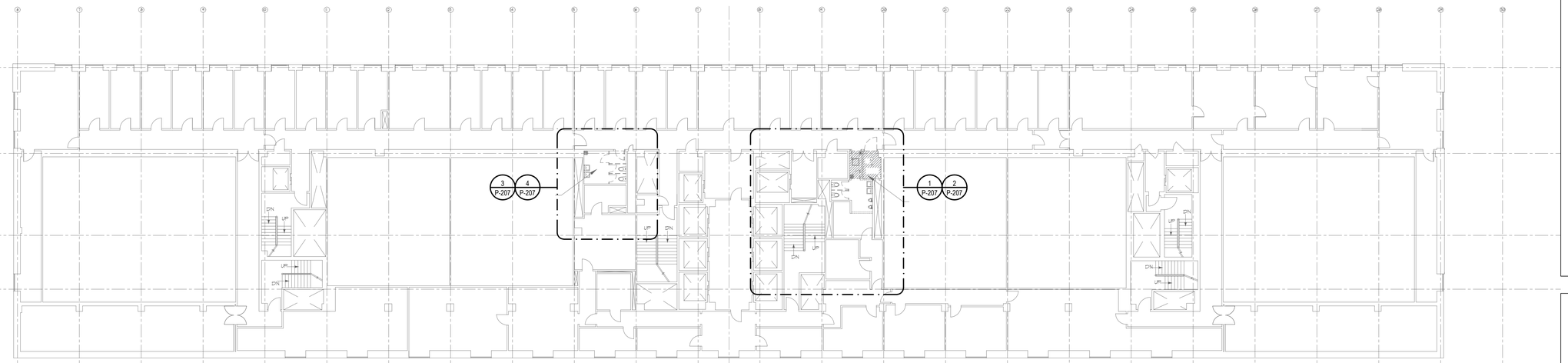

2 6TH FLOOR KEYPLAN
1/16"=1'-0"

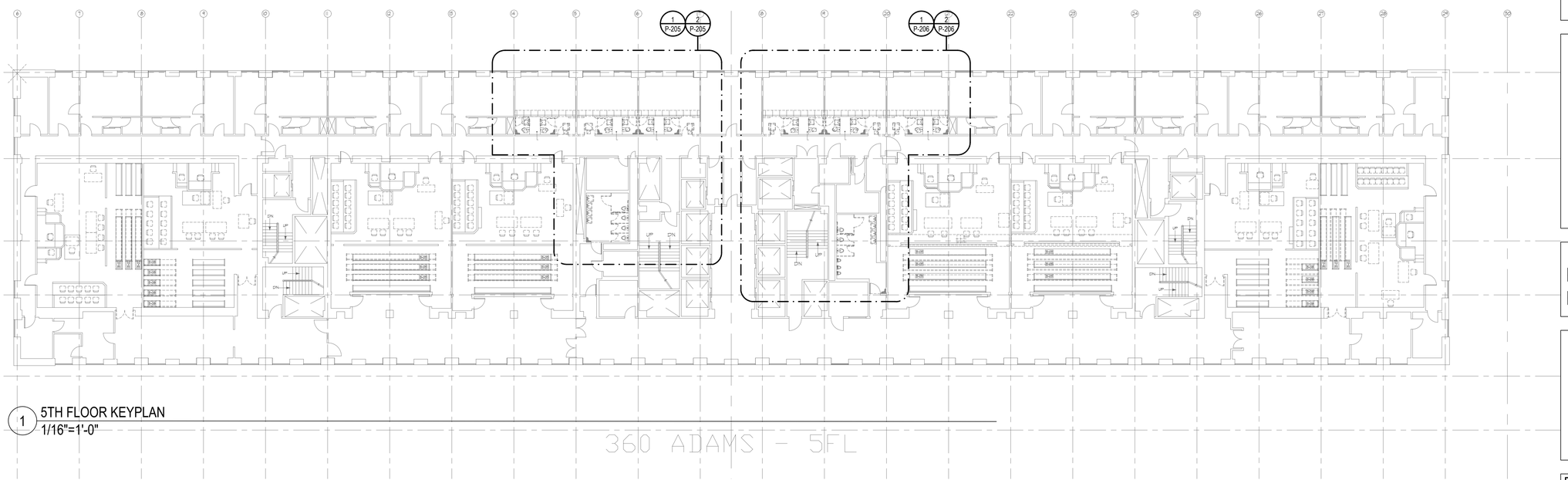

1 5TH FLOOR KEYPLAN
1/16"=1'-0"

N 0 8 16 32 FEET

KINGS COUNTY SUPREME COURT BUILDING ACCESSIBILITY RENOVATIONS

360 Adams Street
Brooklyn NY 11201

Conditions

ALL IDEAS, DESIGNS, ARRANGEMENTS AND PLANS INDICATED OR REPRESENTED BY THIS DRAWING ARE OWNED BY, AND THE PROPERTY OF RONNETTE RILEY ARCHITECT AND WERE CREATED, EVOLVED AND DEVELOPED FOR THE USE ON, AND IN CONNECTION WITH THE SPECIFIED PROJECT.
NONE OF SUCH IDEAS, DESIGNS, ARRANGEMENTS OR PLANS SHALL BE USED BY OR DISCLOSED TO ANY PERSON, FIRM OR CORPORATION FOR ANY PURPOSE WHATSOEVER WITHOUT THE WRITTEN PERMISSION OF RONNETTE RILEY ARCHITECT.

© Copyright Ronnette Riley *Architect* 2021

Ronnette Riley *Architect*

494 Eighth Avenue, 15th Floor
New York, NY 10001
T 212 594 4015
F 212 594 2868
www.ronnetteriley.com

MEP Engineer:

Loring Consulting Engineers, Inc.
360 West 31st Street, 14th Floor
New York, NY 10001-2727
T 212-563 7400
www.loringengineers.com
New York City .Washington, DC . Princeton . Durham . Toronto

Structural Engineer:

Silman
32 Old Slip, 10th Floor
New York, NY 10005
T 212-620 7970
www.Silman.com

Rev	Date	Issue
-	11 JUN 2021	SD Submission
-	22 OCT 2021	DD Review
-	23 NOV 2021	Issue for DD 50%
-	4 MAR 2022	Issue for Final DD
-	6 DEC 2022	CD Review
-	28 FEB 2023	CD Final

Title

PLUMBING 5TH AND 6TH FLOOR KEY PLAN

Date	06-11-2021
Project No.	12328.000
Drawing By	JF
CHK By	AS
Scale	AS NOTED

DOB Rev
P-105.00
_ of ___

DOB SCAN

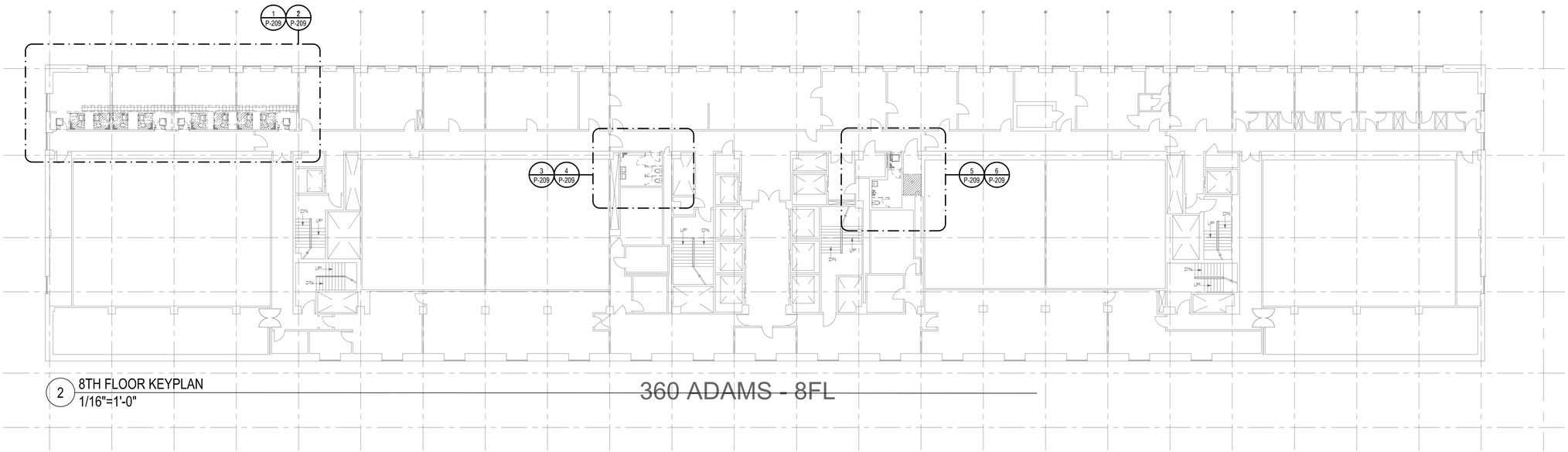

2 8TH FLOOR KEYPLAN
1/16"=1'-0"

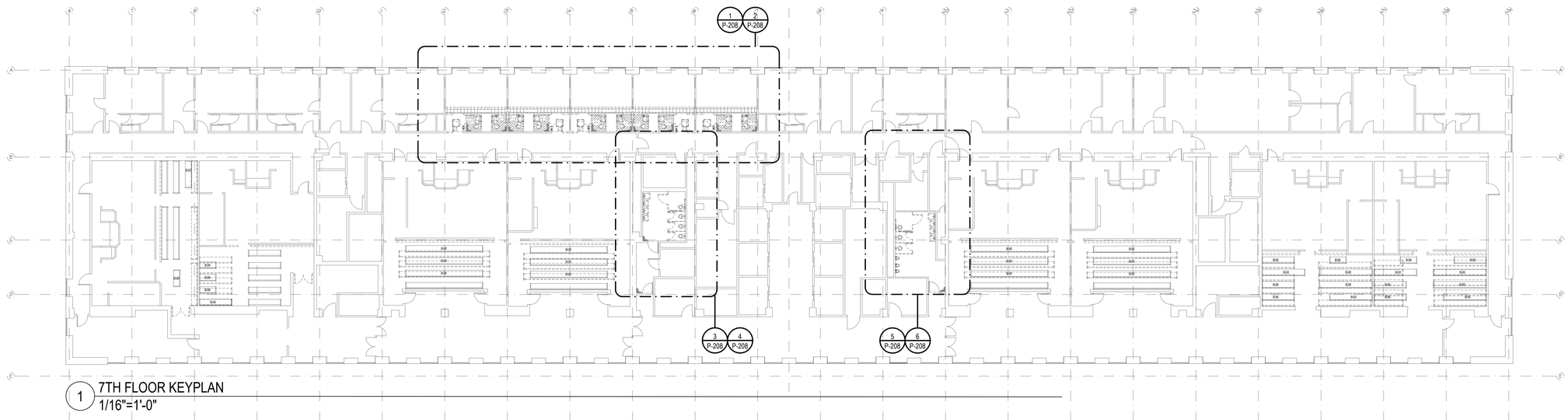

1 7TH FLOOR KEYPLAN
1/16"=1'-0"

N 0 8 16 32 FEET

KINGS COUNTY SUPREME COURT BUILDING ACCESSIBILITY RENOVATIONS

360 Adams Street
Brooklyn NY 11201

Conditions

ALL IDEAS, DESIGNS, ARRANGEMENTS AND PLANS INDICATED OR REPRESENTED BY THIS DRAWING ARE OWNED BY, AND THE PROPERTY OF RONNETTE RILEY ARCHITECT AND WERE CREATED, EVOLVED AND DEVELOPED FOR THE USE ON, AND IN CONNECTION WITH THE SPECIFIED PROJECT.
NONE OF SUCH IDEAS, DESIGNS, ARRANGEMENTS OR PLANS SHALL BE USED BY OR DISCLOSED TO ANY PERSON, FIRM OR CORPORATION FOR ANY PURPOSE WHATSOEVER WITHOUT THE WRITTEN PERMISSION OF RONNETTE RILEY ARCHITECT.

© Copyright Ronnette Riley *Architect* 2021

Ronnette Riley *Architect*

494 Eighth Avenue, 15th Floor
New York, NY 10001
T 212 594 4015
F 212 594 2868
www.ronnetteriley.com

MEP Engineer:

Loring Consulting Engineers, Inc.
360 West 31st Street, 14th Floor
New York, NY 10001-2727
T 212-563 7400
www.loringengineers.com
New York City .Washington, DC . Princeton . Durham . Toronto

Structural Engineer:

Silman
32 Old Slip, 10th Floor
New York, NY 10005
T 212-620 7970
www.Silman.com

Rev	Date	Issue
-	11 JUN 2021	SD Submission
-	22 OCT 2021	DD Review
-	23 NOV 2021	Issue for DD 50%
-	4 MAR 2022	Issue for Final DD
-	6 DEC 2022	CD Review
-	28 FEB 2023	CD Final

Title

PLUMBING 7TH AND 8TH FLOOR KEY PLAN

Date	06-11-2021
Project No.	12328.000
Drawing By	JF
CHK By	AS
Scale	AS NOTED

DOB Rev
P-106.00
_ of ___

DOB SCAN

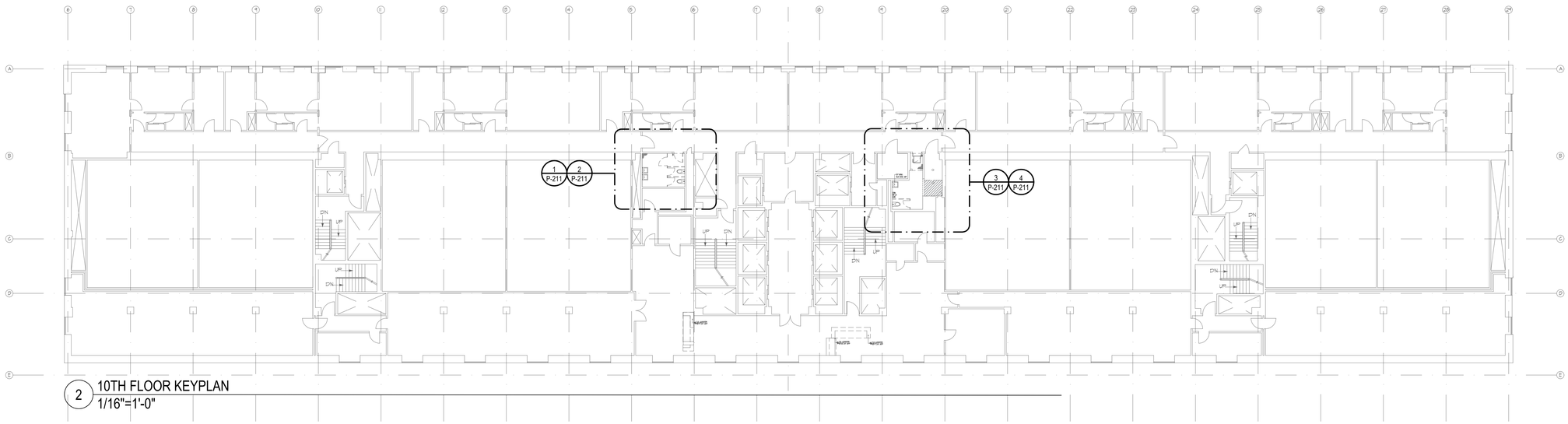

2 10TH FLOOR KEYPLAN
1/16"=1'-0"

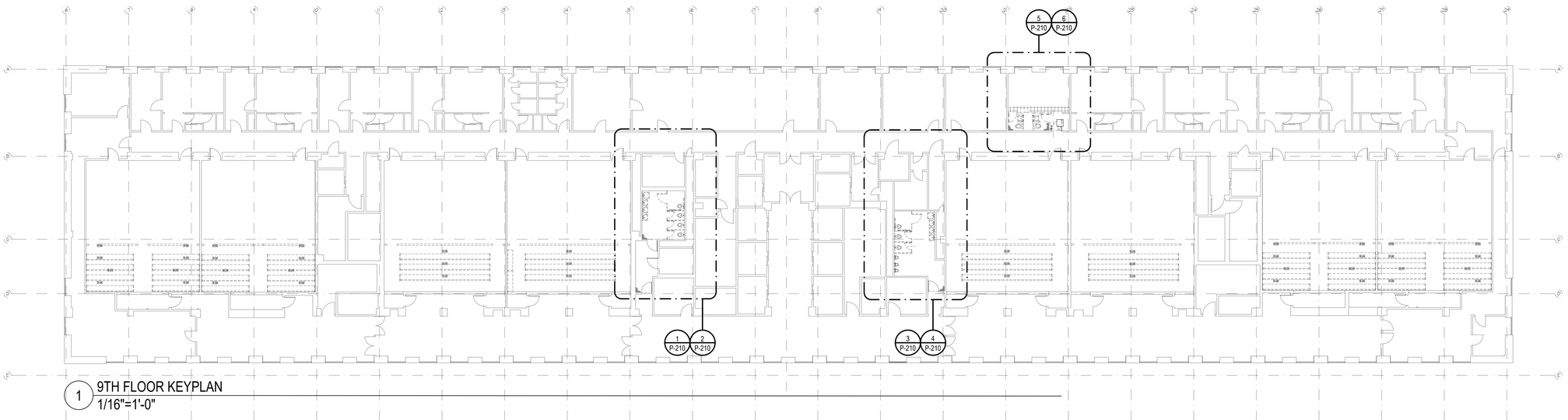

1 9TH FLOOR KEYPLAN
1/16"=1'-0"

N 0 8 16 32 FEET

KINGS COUNTY SUPREME COURT BUILDING ACCESSIBILITY RENOVATIONS

360 Adams Street
Brooklyn NY 11201

Conditions

ALL IDEAS, DESIGNS, ARRANGEMENTS AND PLANS INDICATED OR REPRESENTED BY THIS DRAWING ARE OWNED BY, AND THE PROPERTY OF RONNETTE RILEY ARCHITECT AND WERE CREATED, EVOLVED AND DEVELOPED FOR THE USE ON, AND IN CONNECTION WITH THE SPECIFIED PROJECT.
NONE OF SUCH IDEAS, DESIGNS, ARRANGEMENTS OR PLANS SHALL BE USED BY OR DISCLOSED TO ANY PERSON, FIRM OR CORPORATION FOR ANY PURPOSE WHATSOEVER WITHOUT THE WRITTEN PERMISSION OF RONNETTE RILEY ARCHITECT.

© Copyright Ronnette Riley *Architect* 2021

Ronnette Riley *Architect*

494 Eighth Avenue, 15th Floor
New York, NY 10001
T 212 594 4015
F 212 594 2868
www.ronnetteriley.com

MEP Engineer:

Loring Consulting Engineers, Inc.
360 West 31st Street, 14th Floor
New York, NY 10001-2727
T 212-563 7400
www.loringengineers.com
New York City .Washington, DC . Princeton . Durham . Toronto

Structural Engineer:

Silman
32 Old Slip, 10th Floor
New York, NY 10005
T 212-620 7970
www.Silman.com

Rev	Date	Issue
-	11 JUN 2021	SD Submission
-	22 OCT 2021	DD Review
-	23 NOV 2021	Issue for DD 50%
-	4 MAR 2022	Issue for Final DD
-	6 DEC 2022	CD Review
-	28 FEB 2023	CD Final

Title

PLUMBING 9TH AND 10TH FLOOR KEY PLAN

Date	06-11-2021
Project No.	12328.000
Drawing By	JF
CHK By	AS
Scale	AS NOTED

DOB Rev
P-107.00
_ of ___

DOB SCAN

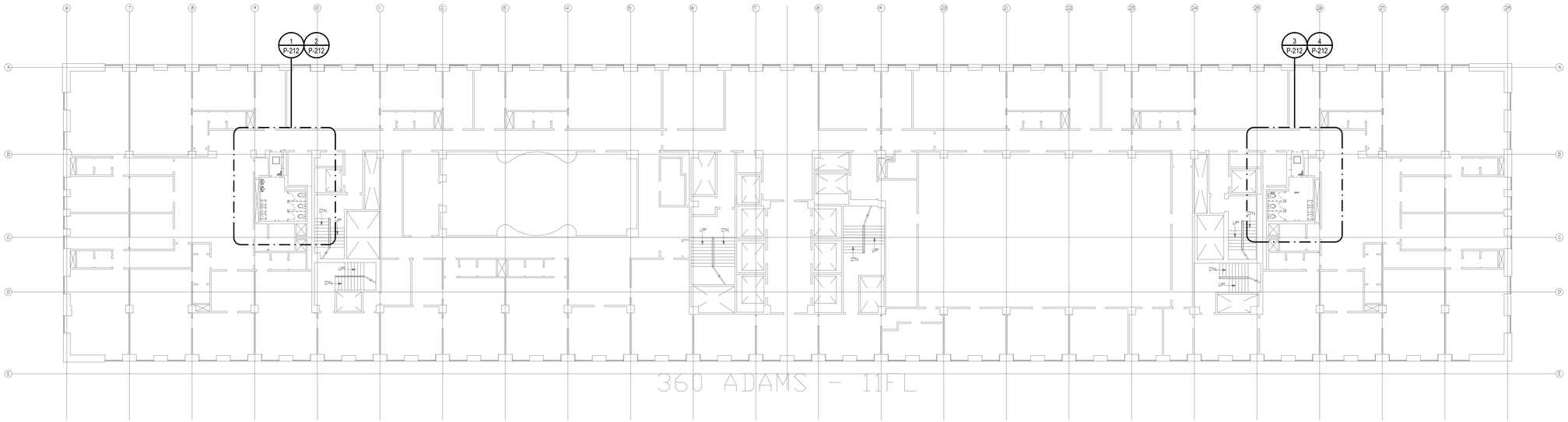

1 11TH FLOOR KEYPLAN - SOUTH
1/16"=1'-0"

N 0 8 16 32 FEET

KINGS COUNTY SUPREME COURT BUILDING ACCESSIBILITY RENOVATIONS

360 Adams Street
Brooklyn NY 11201

Conditions

ALL IDEAS, DESIGNS, ARRANGEMENTS AND PLANS INDICATED OR REPRESENTED BY THIS DRAWING ARE OWNED BY, AND THE PROPERTY OF RONNETTE RILEY ARCHITECT AND WERE CREATED, EVOLVED AND DEVELOPED FOR THE USE ON, AND IN CONNECTION WITH THE SPECIFIED PROJECT.
NONE OF SUCH IDEAS, DESIGNS, ARRANGEMENTS OR PLANS SHALL BE USED BY OR DISCLOSED TO ANY PERSON, FIRM OR CORPORATION FOR ANY PURPOSE WHATSOEVER WITHOUT THE WRITTEN PERMISSION OF RONNETTE RILEY ARCHITECT.

© Copyright Ronnette Riley *Architect* 2021

Ronnette Riley *Architect*

494 Eighth Avenue, 15th Floor
New York, NY 10001
T 212 594 4015
F 212 594 2868
www.ronnetteriley.com

MEP Engineer:

Loring Consulting Engineers, Inc.
360 West 31st Street, 14th Floor
New York, NY 10001-2727
T 212-563 7400
www.loringengineers.com
New York City .Washington, DC . Princeton . Durham . Toronto

Structural Engineer:

Silman
32 Old Slip, 10th Floor
New York, NY 10005
T 212-620 7970
www.Silman.com

Rev	Date	Issue
-	11 JUN 2021	SD Submission
-	22 OCT 2021	DD Review
-	23 NOV 2021	Issue for DD 50%
-	4 MAR 2022	Issue for Final DD
-	6 DEC 2022	CD Review
-	28 FEB 2023	CD Final

Title

PLUMBING 11TH FLOOR KEY PLAN

Date	06-11-2021
Project No.	12328.000
Drawing By	JF
CHK By	AS
Scale	AS NOTED

DOB Rev
P-108.00
_ of ___

DOB SCAN

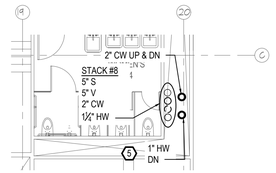

6 2ND FLOOR CONSTRUCTION PLAN
1/8"=1'-0"

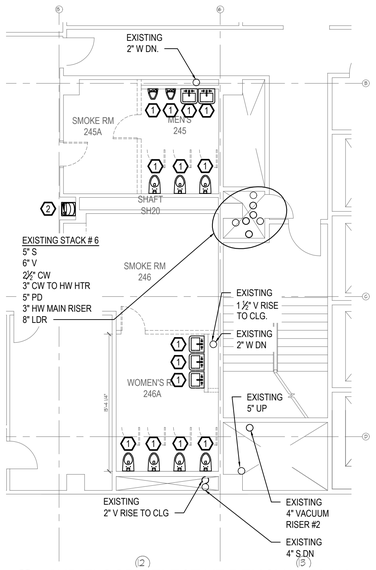

3 2ND FLOOR SELECTIVE REMOVAL PLAN
1/8"=1'-0"

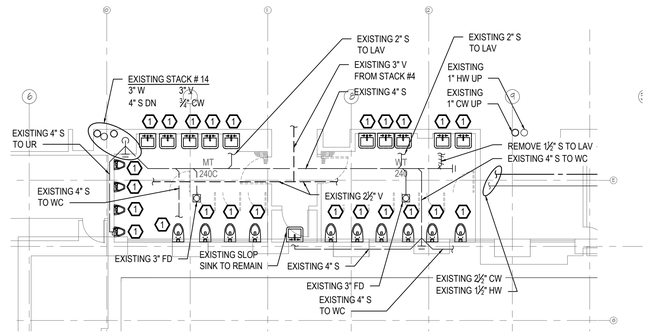

1 2ND FLOOR SELECTIVE REMOVAL PLAN
1/8"=1'-0"

KEY NOTES - SELECTIVE REMOVAL PLANS:

1. REMOVE EXISTING TOILET ROOM FIXTURES, TRIM AND ALL ASSOCIATED BRANCH PIPING BACK TO THE EXISTING RISER AND/OR MAIN LOCATED WITHIN THIS AREA. CONTRACTOR TO FIELD VERIFY THE LOCATION OF THE RISERS.
2. REMOVE THE EXISTING PLUMBING FIXTURE, TRIM AND CAP AT THE EXISTING ROUGH-IN. PREPARE ROUGH-IN FOR NEW CONNECTION TO FIXTURE.

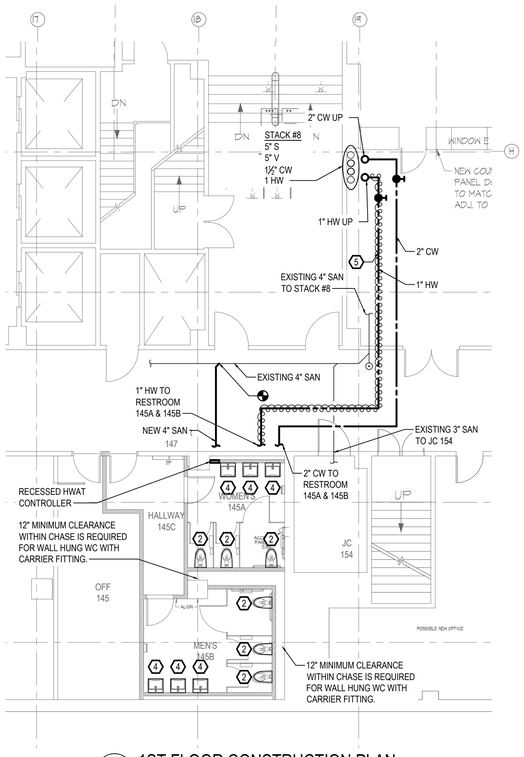

5 1ST FLOOR CONSTRUCTION PLAN
1/8"=1'-0"

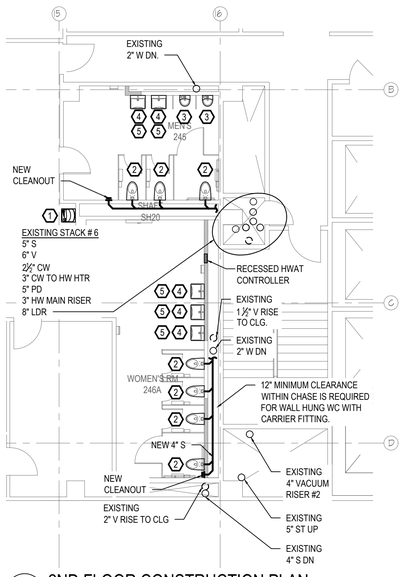

4 2ND FLOOR CONSTRUCTION PLAN
1/8"=1'-0"

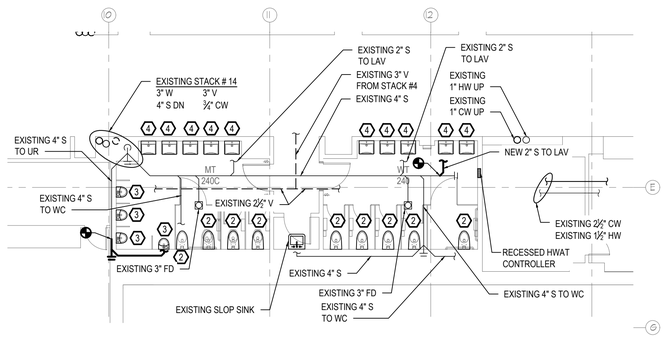

2 2ND FLOOR CONSTRUCTION PLAN
1/8"=1'-0"

NOTES:

1. CONTRACTOR SHALL VERIFY AND COORDINATE PIPE ROUTING WITH THE EXISTING MEP SERVICES AND EXISTING CEILING HEIGHTS FOR THE PIPING INDICATED ON THIS PLAN ROUTED AT THE CEILING BELOW.
2. CONTRACTOR SHALL COORDINATE LOCATION WITH ARCHITECTURAL DRAWINGS AND ALL MEP SERVICES.

KEY NOTES - CONSTRUCTION PLANS:

1. INSTALL NEW FIXTURES AND SUPPORTS TO THE EXISTING PLUMBING ROUGH-IN. CONTRACTOR SHALL MODIFY AND/OR REPLACE ANY EXISTING ROUGH-IN AS REQUIRED TO ACCEPT THE NEW FIXTURE LOCATION AND/OR MOUNTING HEIGHTS. FURTHERMORE REPLACE ANY DAMAGED OR CORRODED ROUGH-IN.
2. PROVIDE 1½" CW, 4" S AND 2" V TO WC. CONNECT PIPING TO THE EXISTING PLUMBING MAIN. CONTRACTOR TO FIELD VERIFY THE LOCATION OF THE RISERS.
3. PROVIDE 1" CW, 2" S AND 2" V TO UR. CONNECT PIPING TO THE EXISTING PLUMBING MAIN. CONTRACTOR TO FIELD VERIFY THE LOCATION OF THE RISERS.
4. PROVIDE ½" HW & CW, 2" S AND 2" V TO LAV. CONNECT PIPING TO THE EXISTING PLUMBING STACK. CONTRACTOR TO FIELD VERIFY THE LOCATION OF THE RISERS.
5. PROVIDE HWAT FOR ENTIRE LENGTH OF THE HOT WATER PIPING FROM THE EXISTING POINT OF CONNECTION AND TERMINATE AT EACH FIXTURE CONNECTION.

N 0 4 8 16 FEET

KINGS COUNTY SUPREME COURT BUILDING ACCESSIBILITY RENOVATIONS

360 Adams Street
Brooklyn NY 11201

Conditions

ALL IDEAS, DESIGNS, ARRANGEMENTS AND PLANS INDICATED OR REPRESENTED BY THIS DRAWING ARE OWNED BY, AND THE PROPERTY OF RONNETTE RILEY ARCHITECT AND WERE CREATED, EVOLVED AND DEVELOPED FOR THE USE ON, AND IN CONNECTION WITH THE SPECIFIED PROJECT.
NONE OF SUCH IDEAS, DESIGNS, ARRANGEMENTS OR PLANS SHALL BE USED BY OR DISCLOSED TO ANY PERSON, FIRM OR CORPORATION FOR ANY PURPOSE WHATSOEVER WITHOUT THE WRITTEN PERMISSION OF RONNETTE RILEY ARCHITECT.

© Copyright Ronnette Riley *Architect* 2021

Ronnette Riley *Architect*

494 Eighth Avenue, 15th Floor
New York, NY 10001
T 212 594 4015
F 212 594 2868
www.ronnetteriley.com

MEP Engineer:

Loring Consulting Engineers, Inc.
360 West 31st Street, 14th Floor
New York, NY 10001-2727
T 212-563 7400
www.loringengineers.com
New York City .Washington, DC . Princeton . Durham . Toronto

Structural Engineer:

Silman
32 Old Slip, 10th Floor
New York, NY 10005
T 212-620 7970
www.Silman.com

Rev	Date	Issue
-	11 JUN 2021	SD Submission
-	22 OCT 2021	DD Review
-	23 NOV 2021	Issue for DD 50%
-	4 MAR 2022	Issue for Final DD
-	6 DEC 2022	CD Review
-	28 FEB 2023	CD Final

Title

PLUMBING 1ST AND 2ND FLOOR PARTIAL PLANS

Date	06-11-2021
Project No.	12328.000
Drawing By	JF
CHK By	AS
Scale	AS NOTED

DOB Rev
P-201.00
_ of __

DOB SCAN

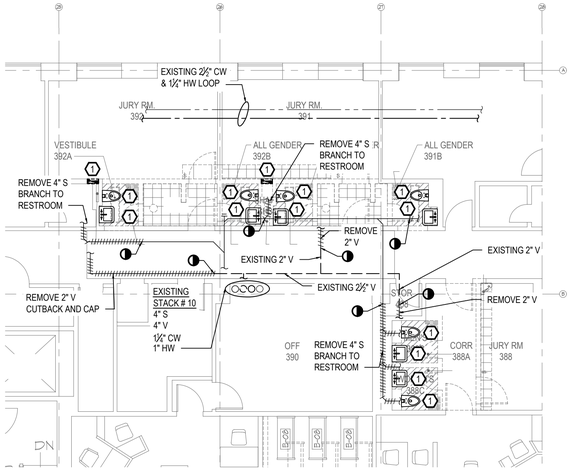

5 3RD FL - SELECTIVE REMOVAL PLAN
1/8"=1'-0"

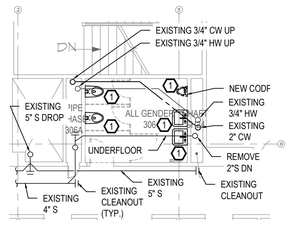

3 3RD FL - SELECTIVE REMOVAL PLAN
1/8"=1'-0"

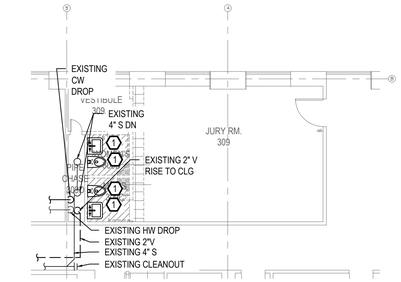

1 3RD FL - SELECTIVE REMOVAL PLAN
1/8"=1'-0"

KEY NOTES - SELECTIVE REMOVAL PLANS:

1. REMOVE EXISTING TOILET ROOM FIXTURES, TRIM AND ALL ASSOCIATED BRANCH PIPING BACK TO THE EXISTING RISER AND/OR MAIN LOCATED WITHIN THIS AREA. CONTRACTOR TO FIELD VERIFY THE LOCATION OF THE RISERS.
2. REMOVE THE EXISTING PLUMBING FIXTURE, TRIM AND CAP AT THE EXISTING ROUGH-IN. PREPARE ROUGH-IN FOR NEW CONNECTION TO FIXTURE.

NOTES:

1. CONTRACTOR SHALL VERIFY AND COORDINATE PIPE ROUTING WITH THE EXISTING MEP SERVICES AND EXISTING CEILING HEIGHTS FOR THE PIPING INDICATED ON THIS PLAN ROUTED AT THE CEILING BELOW.
2. CONTRACTOR SHALL COORDINATE LOCATION WITH ARCHITECTURAL DRAWINGS AND ALL MEP SERVICES.

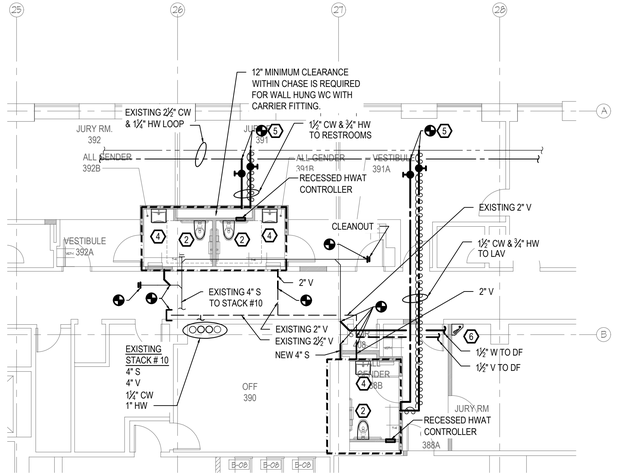

6 3RD FL - CONSTRUCTION PLAN
1/8"=1'-0"

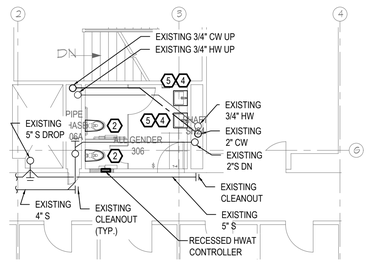

4 3RD FL - CONSTRUCTION PLAN
1/8"=1'-0"

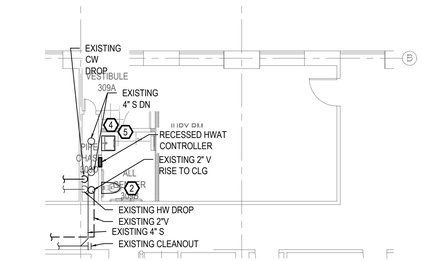

2 3RD FL - CONSTRUCTION PLAN
1/8"=1'-0"

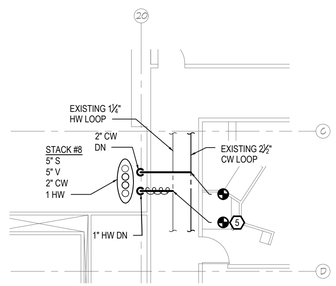

7 3RD FL - CONSTRUCTION PART PLAN
1/8"=1'-0"

KEY NOTES - CONSTRUCTION PLANS:

1. INSTALL NEW FIXTURES AND SUPPORTS TO THE EXISTING PLUMBING ROUGH-IN. CONTRACTOR SHALL MODIFY AND/OR REPLACE ANY EXISTING ROUGH-IN AS REQUIRED TO ACCEPT THE NEW FIXTURE LOCATION AND/OR MOUNTING HEIGHTS. FURTHERMORE REPLACE ANY DAMAGED OR CORRODED ROUGH-IN.
2. PROVIDE ½" CW, 4" S AND 2" V TO WC. CONNECT PIPING TO THE EXISTING PLUMBING MAIN. CONTRACTOR TO FIELD VERIFY THE LOCATION OF THE RISERS.
3. PROVIDE 1" CW, 2" S AND 2" V TO UR. CONNECT PIPING TO THE EXISTING PLUMBING MAIN. CONTRACTOR TO FIELD VERIFY THE LOCATION OF THE RISERS.
4. PROVIDE ¾" HW & CW, 2" S AND 2" V TO LAV. CONNECT PIPING TO THE EXISTING PLUMBING STACK. CONTRACTOR TO FIELD VERIFY THE LOCATION OF THE RISERS.
5. PROVIDE HWAT FOR ENTIRE LENGTH OF THE HOT WATER PIPING FROM THE EXISTING POINT OF CONNECTION AND TERMINATE AT EACH FIXTURE CONNECTION.
6. PROVIDE CW, ½" W AND ½" V TO DF. CONNECT PIPING TO THE EXISTING PLUMBING STACK. CONTRACTOR TO FIELD VERIFY THE LOCATION OF THE RISERS.

N 0 4 8 16 FEET

KINGS COUNTY SUPREME COURT BUILDING ACCESSIBILITY RENOVATIONS

360 Adams Street
Brooklyn NY 11201

Conditions

ALL IDEAS, DESIGNS, ARRANGEMENTS AND PLANS INDICATED OR REPRESENTED BY THIS DRAWING ARE OWNED BY, AND THE PROPERTY OF RONNETTE RILEY ARCHITECT AND WERE CREATED, EVOLVED AND DEVELOPED FOR THE USE ON, AND IN CONNECTION WITH THE SPECIFIED PROJECT.
NONE OF SUCH IDEAS, DESIGNS, ARRANGEMENTS OR PLANS SHALL BE USED BY OR DISCLOSED TO ANY PERSON, FIRM OR CORPORATION FOR ANY PURPOSE WHATSOEVER WITHOUT THE WRITTEN PERMISSION OF RONNETTE RILEY ARCHITECT.

© Copyright Ronnette Riley *Architect* 2021

Ronnette Riley *Architect*

494 Eighth Avenue, 15th Floor
New York, NY 10001
T 212 594 4015
F 212 594 2868
www.ronnetteriley.com

MEP Engineer:

Loring Consulting Engineers, Inc.
360 West 31st Street, 14th Floor
New York, NY 10001-2727
T 212-563 7400
www.loringengineers.com
New York City .Washington, DC . Princeton . Durham . Toronto

Structural Engineer:

Silman
32 Old Slip, 10th Floor
New York, NY 10005
T 212-620 7970
www.Silman.com

Rev	Date	Issue
-	11 JUN 2021	SD Submission
-	22 OCT 2021	DD Review
-	23 NOV 2021	Issue for DD 50%
-	4 MAR 2022	Issue for Final DD
-	6 DEC 2022	CD Review
-	28 FEB 2023	CD Final

Title

PLUMBING 3RD FLOOR PARTIAL PLANS - SHEET 1

Date	06-11-2021
Project No.	12328.000
Drawing By	JF
CHK By	AS
Scale	AS NOTED

DOB Rev
P-202.00
_ of __

DOB SCAN

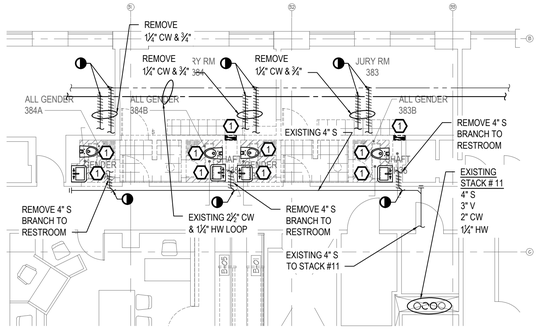

1 3RD FL - SELECTIVE REMOVAL PLAN
1/8"=1'-0"

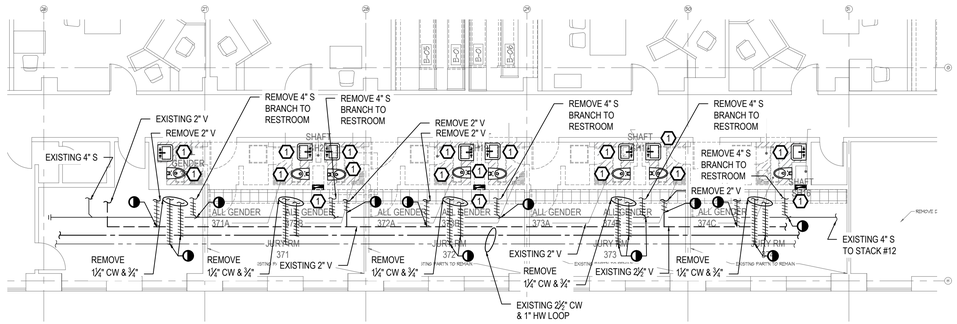

3 3RD FL - SELECTIVE REMOVAL PLAN
1/8"=1'-0"

KEY NOTES - SELECTIVE REMOVAL PLANS:

1. REMOVE EXISTING TOILET ROOM FIXTURES, TRIM AND ALL ASSOCIATED BRANCH PIPING BACK TO THE EXISTING RISER AND/OR MAIN LOCATED WITHIN THIS AREA. CONTRACTOR TO FIELD VERIFY THE LOCATION OF THE RISERS.
2. REMOVE THE EXISTING PLUMBING FIXTURE, TRIM AND CAP AT THE EXISTING ROUGH-IN. PREPARE ROUGH-IN FOR NEW CONNECTION TO FIXTURE.

NOTES:

1. CONTRACTOR SHALL VERIFY AND COORDINATE PIPE ROUTING WITH THE EXISTING MEP SERVICES AND EXISTING CEILING HEIGHTS FOR THE PIPING INDICATED ON THIS PLAN ROUTED AT THE CEILING BELOW.
2. CONTRACTOR SHALL COORDINATE LOCATION WITH ARCHITECTURAL DRAWINGS AND ALL MEP SERVICES.

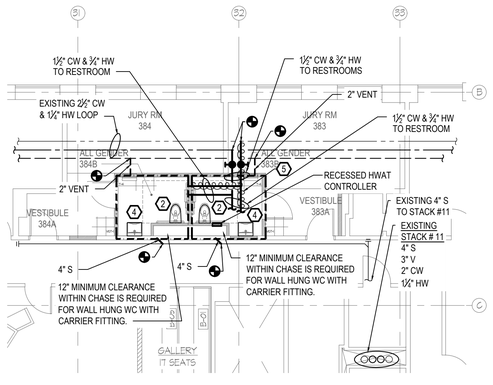

2 3RD FL - CONSTRUCTION PLAN
1/8"=1'-0"

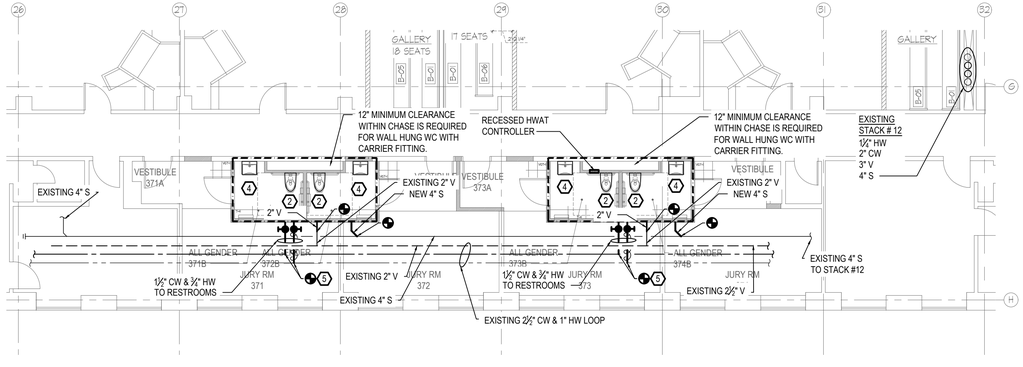

4 3RD FL - CONSTRUCTION PLAN
1/8"=1'-0"

KEY NOTES - CONSTRUCTION PLANS:

1. INSTALL NEW FIXTURES AND SUPPORTS TO THE EXISTING PLUMBING ROUGH-IN. CONTRACTOR SHALL MODIFY AND/OR REPLACE ANY EXISTING ROUGH-IN AS REQUIRED TO ACCEPT THE NEW FIXTURE LOCATION AND/OR MOUNTING HEIGHTS. FURTHERMORE REPLACE ANY DAMAGED OR CORRODED ROUGH-IN.
2. PROVIDE ½" CW, 4" S AND 2" V TO WC. CONNECT PIPING TO THE EXISTING PLUMBING MAIN. CONTRACTOR TO FIELD VERIFY THE LOCATION OF THE RISERS.
3. PROVIDE 1" CW, 2" S AND 2" V TO UR. CONNECT PIPING TO THE EXISTING PLUMBING MAIN. CONTRACTOR TO FIELD VERIFY THE LOCATION OF THE RISERS.
4. PROVIDE ¾" HW & CW, 2" S AND 2" V TO LAV. CONNECT PIPING TO THE EXISTING PLUMBING STACK. CONTRACTOR TO FIELD VERIFY THE LOCATION OF THE RISERS.
5. PROVIDE HWAT FOR ENTIRE LENGTH OF THE HOT WATER PIPING FROM THE EXISTING POINT OF CONNECTION AND TERMINATE AT EACH FIXTURE CONNECTION.
6. PROVIDE CW, ½" W AND ½" V TO DF. CONNECT PIPING TO THE EXISTING PLUMBING STACK. CONTRACTOR TO FIELD VERIFY THE LOCATION OF THE RISERS.

N 0 4 8 16 FEET

KINGS COUNTY SUPREME COURT BUILDING ACCESSIBILITY RENOVATIONS

360 Adams Street
Brooklyn NY 11201

Conditions

ALL IDEAS, DESIGNS, ARRANGEMENTS AND PLANS INDICATED OR REPRESENTED BY THIS DRAWING ARE OWNED BY, AND THE PROPERTY OF RONNETTE RILEY ARCHITECT AND WERE CREATED, EVOLVED AND DEVELOPED FOR THE USE ON, AND IN CONNECTION WITH THE SPECIFIED PROJECT.
NONE OF SUCH IDEAS, DESIGNS, ARRANGEMENTS OR PLANS SHALL BE USED BY OR DISCLOSED TO ANY PERSON, FIRM OR CORPORATION FOR ANY PURPOSE WHATSOEVER WITHOUT THE WRITTEN PERMISSION OF RONNETTE RILEY ARCHITECT.

© Copyright Ronnette Riley *Architect* 2021

Ronnette Riley *Architect*

494 Eighth Avenue, 15th Floor
New York, NY 10001
T 212 594 4015
F 212 594 2868
www.ronnetteriley.com

MEP Engineer:

Loring Consulting Engineers, Inc.
360 West 31st Street, 14th Floor
New York, NY 10001-2727
T 212-563 7400
www.loringengineers.com
New York City .Washington, DC . Princeton . Durham . Toronto

Structural Engineer:

Silman
32 Old Slip, 10th Floor
New York, NY 10005
T 212-620 7970
www.Silman.com

Rev	Date	Issue
-	11 JUN 2021	SD Submission
-	22 OCT 2021	DD Review
-	23 NOV 2021	Issue for DD 50%
-	4 MAR 2022	Issue for Final DD
-	6 DEC 2022	CD Review
-	28 FEB 2023	CD Final

Title

PLUMBING 3RD FLOOR
PARTIAL PLANS - SHEET 2

Date	06-11-2021
Project No.	12328.000
Drawing By	JF
CHK By	AS
Scale	AS NOTED

DOB Rev
P-203.00
_ of __

DOB SCAN

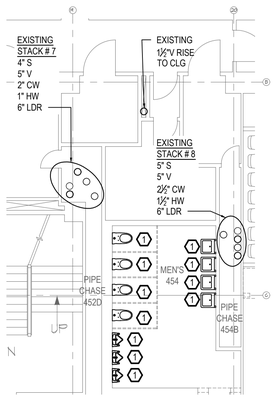

5 4TH FL - SELECTIVE REMOVAL PLAN
1/8"=1'-0"

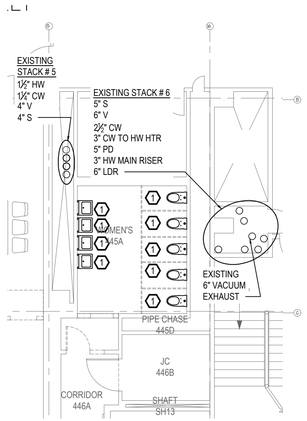

3 4TH FL - SELECTIVE REMOVAL PLAN
1/8"=1'-0"

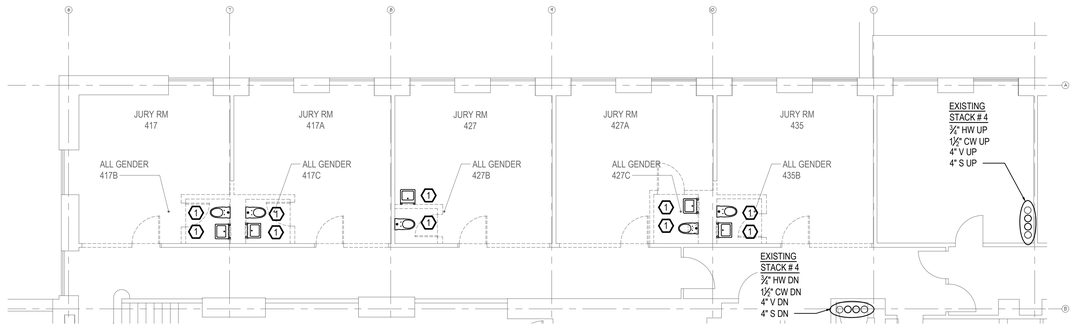

1 4TH FL - SELECTIVE REMOVAL PLAN
1/8"=1'-0"

KEY NOTES - SELECTIVE REMOVAL PLANS:

1. REMOVE EXISTING TOILET ROOM FIXTURES, TRIM AND ALL ASSOCIATED BRANCH PIPING BACK TO THE EXISTING RISER AND/OR MAIN LOCATED WITHIN THIS AREA. CONTRACTOR TO FIELD VERIFY THE LOCATION OF THE RISERS.
2. REMOVE THE EXISTING PLUMBING FIXTURE, TRIM AND CAP AT THE EXISTING ROUGH-IN. PREPARE ROUGH-IN FOR NEW CONNECTION TO FIXTURE.

6 4TH FL - CONSTRUCTION PLAN
1/8"=1'-0"

4 4TH FL - CONSTRUCTION PLAN
1/8"=1'-0"



2 4TH FL - CONSTRUCTION PLAN
1/8"=1'-0"

NOTES:

1. CONTRACTOR SHALL VERIFY AND COORDINATE PIPE ROUTING WITH THE EXISTING MEP SERVICES AND EXISTING CEILING HEIGHTS FOR THE PIPING INDICATED ON THIS PLAN ROUTED AT THE CEILING BELOW.
2. CONTRACTOR SHALL COORDINATE LOCATION WITH ARCHITECTURAL DRAWINGS AND ALL MEP SERVICES.

KEY NOTES - CONSTRUCTION PLANS:

1. INSTALL NEW FIXTURES AND SUPPORTS TO THE EXISTING PLUMBING ROUGH-IN. CONTRACTOR SHALL MODIFY AND/OR REPLACE ANY EXISTING ROUGH-IN AS REQUIRED TO ACCEPT THE NEW FIXTURE LOCATION AND/OR MOUNTING HEIGHTS. FURTHERMORE REPLACE ANY DAMAGED OR CORRODED ROUGH-IN.
2. PROVIDE ½" CW, 4" S AND 2" V TO WC. CONNECT PIPING TO THE EXISTING PLUMBING MAIN. CONTRACTOR TO FIELD VERIFY THE LOCATION OF THE RISERS.
3. PROVIDE 1" CW, 2" S AND 2" V TO UR. CONNECT PIPING TO THE EXISTING PLUMBING MAIN. CONTRACTOR TO FIELD VERIFY THE LOCATION OF THE RISERS.
4. PROVIDE ¾" HW & CW, 2" S AND 2" V TO LAV. CONNECT PIPING TO THE EXISTING PLUMBING STACK. CONTRACTOR TO FIELD VERIFY THE LOCATION OF THE RISERS.
5. PROVIDE HWAT FOR ENTIRE LENGTH OF THE HOT WATER PIPING FROM THE EXISTING POINT OF CONNECTION AND TERMINATE AT EACH FIXTURE CONNECTION.

N 0 4 8 16 FEET

KINGS COUNTY SUPREME COURT BUILDING ACCESSIBILITY RENOVATIONS

360 Adams Street
Brooklyn NY 11201

Conditions

ALL IDEAS, DESIGNS, ARRANGEMENTS AND PLANS INDICATED OR REPRESENTED BY THIS DRAWING ARE OWNED BY, AND THE PROPERTY OF RONNETTE RILEY ARCHITECT AND WERE CREATED, EVOLVED AND DEVELOPED FOR THE USE ON, AND IN CONNECTION WITH THE SPECIFIED PROJECT.
NONE OF SUCH IDEAS, DESIGNS, ARRANGEMENTS OR PLANS SHALL BE USED BY OR DISCLOSED TO ANY PERSON, FIRM OR CORPORATION FOR ANY PURPOSE WHATSOEVER WITHOUT THE WRITTEN PERMISSION OF RONNETTE RILEY ARCHITECT.

© Copyright Ronnette Riley *Architect* 2021

Ronnette Riley *Architect*

494 Eighth Avenue, 15th Floor
New York, NY 10001
T 212 594 4015
F 212 594 2868
www.ronnetteriley.com

MEP Engineer:

Loring Consulting Engineers, Inc.
360 West 31st Street, 14th Floor
New York, NY 10001-2727
T 212-563 7400
www.loringengineers.com
New York City .Washington, DC . Princeton . Durham . Toronto

Structural Engineer:

Silman
32 Old Slip, 10th Floor
New York, NY 10005
T 212-620 7970
www.Silman.com

Rev	Date	Issue
-	11 JUN 2021	SD Submission
-	22 OCT 2021	DD Review
-	23 NOV 2021	Issue for DD 50%
-	4 MAR 2022	Issue for Final DD
-	6 DEC 2022	CD Review
-	28 FEB 2023	CD Final

Title

PLUMBING 4TH FLOOR PARTIAL PLANS

Date	06-11-2021
Project No.	12328.000
Drawing By	JF
CHK By	AS
Scale	AS NOTED

DOB Rev
P-204.00
_ of __

DOB SCAN

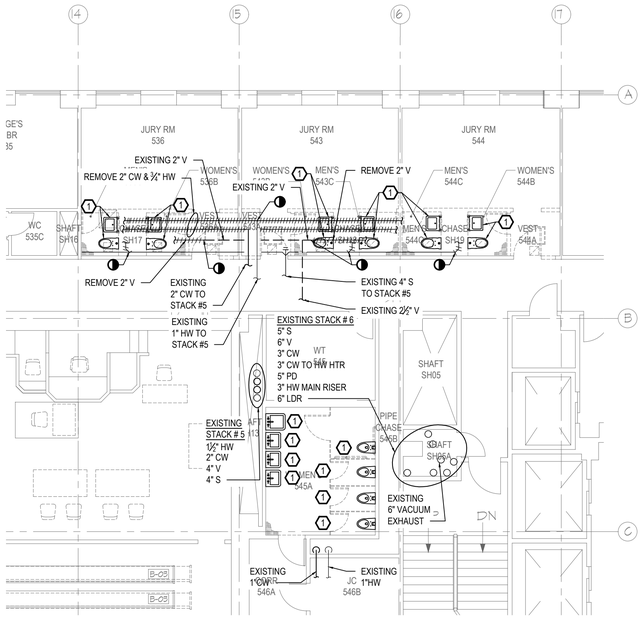

1 SELECTIVE REMOVAL PLAN
1/8"=1'-0"

KEY NOTES - SELECTIVE REMOVAL PLANS:

1. REMOVE EXISTING TOILET ROOM FIXTURES, TRIM AND ALL ASSOCIATED BRANCH PIPING BACK TO THE EXISTING RISER AND/OR MAIN LOCATED WITHIN THIS AREA. CONTRACTOR TO FIELD VERIFY THE LOCATION OF THE RISERS.
2. REMOVE THE EXISTING PLUMBING FIXTURE, TRIM AND CAP AT THE EXISTING ROUGH-IN. PREPARE ROUGH-IN FOR NEW CONNECTION TO FIXTURE.

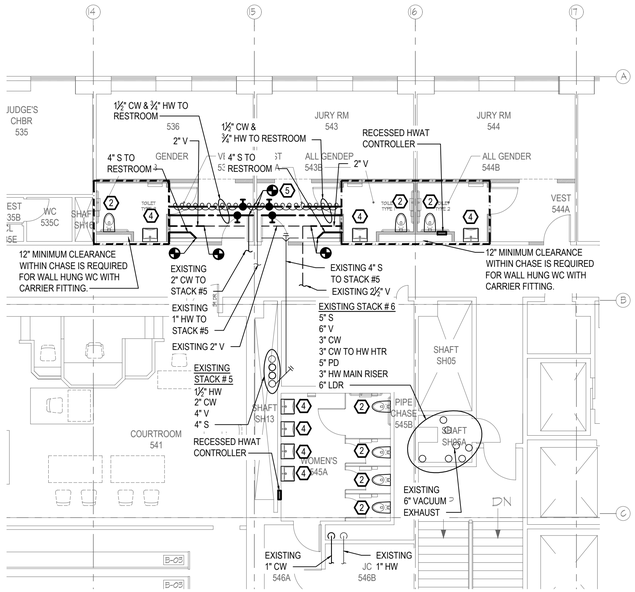

2 CONSTRUCTION PLAN
1/8"=1'-0"

NOTES:

1. CONTRACTOR SHALL VERIFY AND COORDINATE PIPE ROUTING WITH THE EXISTING MEP SERVICES AND EXISTING CEILING HEIGHTS FOR THE PIPING INDICATED ON THIS PLAN ROUTED AT THE CEILING BELOW.
2. CONTRACTOR SHALL COORDINATE LOCATION WITH ARCHITECTURAL DRAWINGS AND ALL MEP SERVICES.

KEY NOTES - CONSTRUCTION PLANS:

1. INSTALL NEW FIXTURES AND SUPPORTS TO THE EXISTING PLUMBING ROUGH-IN. CONTRACTOR SHALL MODIFY AND/OR REPLACE ANY EXISTING ROUGH-IN AS REQUIRED TO ACCEPT THE NEW FIXTURE LOCATION AND/OR MOUNTING HEIGHTS. FURTHERMORE REPLACE ANY DAMAGED OR CORRODED ROUGH-IN.
2. PROVIDE ½" CW, 4" S AND 2" V TO WC. CONNECT PIPING TO THE EXISTING PLUMBING MAIN. CONTRACTOR TO FIELD VERIFY THE LOCATION OF THE RISERS.
3. PROVIDE 1" CW, 2" S AND 2" V TO UR. CONNECT PIPING TO THE EXISTING PLUMBING MAIN. CONTRACTOR TO FIELD VERIFY THE LOCATION OF THE RISERS.
4. PROVIDE ¾" HW & CW, 2" S AND 2" V TO LAV. CONNECT PIPING TO THE EXISTING PLUMBING STACK. CONTRACTOR TO FIELD VERIFY THE LOCATION OF THE RISERS.
5. PROVIDE HWAT FOR ENTIRE LENGTH OF THE HOT WATER PIPING FROM THE EXISTING POINT OF CONNECTION AND TERMINATE AT EACH FIXTURE CONNECTION.

N 0 4 8 16 FEET

KINGS COUNTY SUPREME COURT BUILDING ACCESSIBILITY RENOVATIONS

360 Adams Street
Brooklyn NY 11201

Conditions

ALL IDEAS, DESIGNS, ARRANGEMENTS AND PLANS INDICATED OR REPRESENTED BY THIS DRAWING ARE OWNED BY, AND THE PROPERTY OF RONNETTE RILEY ARCHITECT AND WERE CREATED, EVOLVED AND DEVELOPED FOR THE USE ON, AND IN CONNECTION WITH THE SPECIFIED PROJECT.
NONE OF SUCH IDEAS, DESIGNS, ARRANGEMENTS OR PLANS SHALL BE USED BY OR DISCLOSED TO ANY PERSON, FIRM OR CORPORATION FOR ANY PURPOSE WHATSOEVER WITHOUT THE WRITTEN PERMISSION OF RONNETTE RILEY ARCHITECT.

© Copyright Ronnette Riley *Architect* 2021

Ronnette Riley *Architect*

494 Eighth Avenue, 15th Floor
New York, NY 10001
T 212 594 4015
F 212 594 2868
www.ronnetteriley.com

MEP Engineer:

Loring Consulting Engineers, Inc.
360 West 31st Street, 14th Floor
New York, NY 10001-2727
T 212-563 7400
www.loringengineers.com
New York City .Washington, DC . Princeton . Durham . Toronto

Structural Engineer:

Silman
32 Old Slip, 10th Floor
New York, NY 10005
T 212-620 7970
www.Silman.com

Rev	Date	Issue
-	11 JUN 2021	SD Submission
-	22 OCT 2021	DD Review
-	23 NOV 2021	Issue for DD 50%
-	4 MAR 2022	Issue for Final DD
-	6 DEC 2022	CD Review
-	28 FEB 2023	CD Final

Title

PLUMBING 5TH FLOOR PARTIAL PLANS - SHEET 1

Date	06-11-2021
Project No.	12328.000
Drawing By	JF
CHK By	AS
Scale	AS NOTED

DOB Rev
P-205.00
_ of __

DOB SCAN

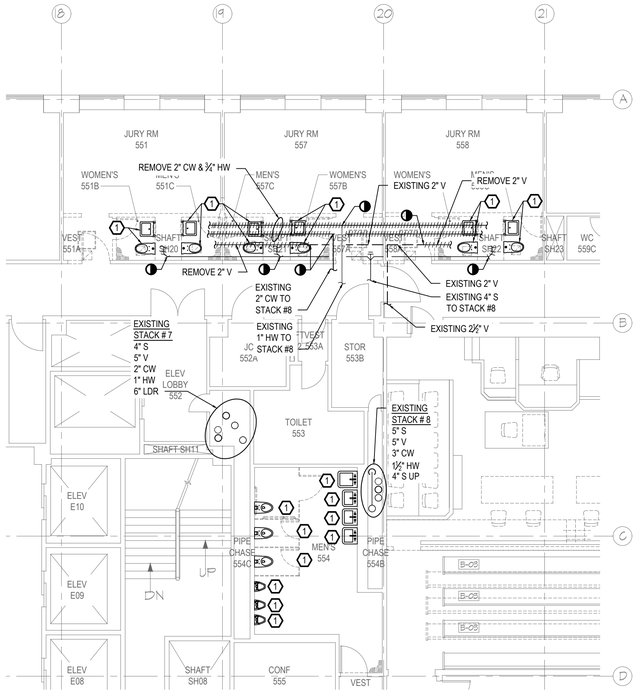

1 5TH FL - SELECTIVE REMOVAL PLAN
1/8"=1'-0"

KEY NOTES - SELECTIVE REMOVAL PLANS:

1. REMOVE EXISTING TOILET ROOM FIXTURES, TRIM AND ALL ASSOCIATED BRANCH PIPING BACK TO THE EXISTING RISER AND/OR MAIN LOCATED WITHIN THIS AREA. CONTRACTOR TO FIELD VERIFY THE LOCATION OF THE RISERS.
2. REMOVE THE EXISTING PLUMBING FIXTURE, TRIM AND CAP AT THE EXISTING ROUGH-IN. PREPARE ROUGH-IN FOR NEW CONNECTION TO FIXTURE.

NOTES:

1. CONTRACTOR SHALL VERIFY AND COORDINATE PIPE ROUTING WITH THE EXISTING MEP SERVICES AND EXISTING CEILING HEIGHTS FOR THE PIPING INDICATED ON THIS PLAN ROUTED AT THE CEILING BELOW.
2. CONTRACTOR SHALL COORDINATE LOCATION WITH ARCHITECTURAL DRAWINGS AND ALL MEP SERVICES.

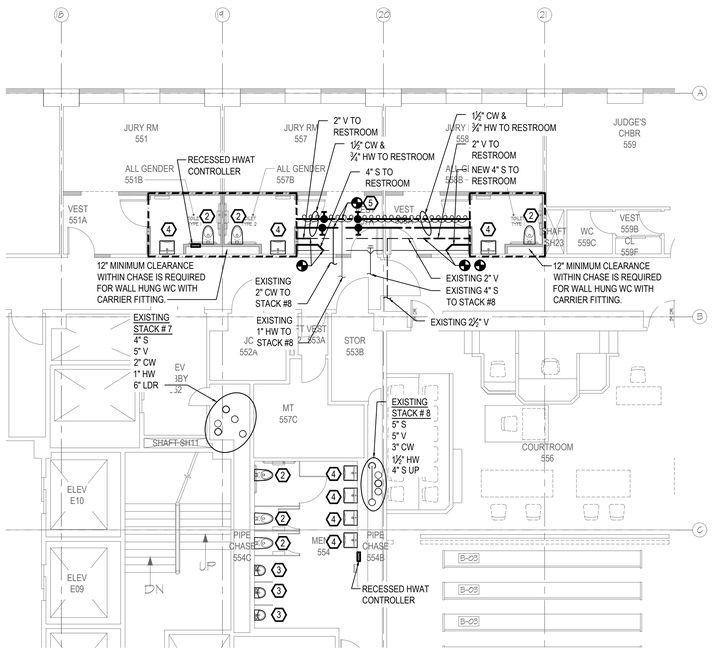

2 5TH FL - CONSTRUCTION PLAN
1/8"=1'-0"

KEY NOTES - CONSTRUCTION PLANS:

1. INSTALL NEW FIXTURES AND SUPPORTS TO THE EXISTING PLUMBING ROUGH-IN. CONTRACTOR SHALL MODIFY AND/OR REPLACE ANY EXISTING ROUGH-IN AS REQUIRED TO ACCEPT THE NEW FIXTURE LOCATION AND/OR MOUNTING HEIGHTS. FURTHERMORE REPLACE ANY DAMAGED OR CORRODED ROUGH-IN.
2. PROVIDE 1½" CW, 4" S AND 2" V TO WC. CONNECT PIPING TO THE EXISTING PLUMBING MAIN. CONTRACTOR TO FIELD VERIFY THE LOCATION OF THE RISERS.
3. PROVIDE 1" CW, 2" S AND 2" V TO UR. CONNECT PIPING TO THE EXISTING PLUMBING MAIN. CONTRACTOR TO FIELD VERIFY THE LOCATION OF THE RISERS.
4. PROVIDE ½" HW & CW, 2" S AND 2" V TO LAV. CONNECT PIPING TO THE EXISTING PLUMBING STACK. CONTRACTOR TO FIELD VERIFY THE LOCATION OF THE RISERS.
5. PROVIDE HWAT FOR ENTIRE LENGTH OF THE HOT WATER PIPING FROM THE EXISTING POINT OF CONNECTION AND TERMINATE AT EACH FIXTURE CONNECTION.

N 0 4 8 16 FEET

KINGS COUNTY SUPREME COURT BUILDING ACCESSIBILITY RENOVATIONS

360 Adams Street
Brooklyn NY 11201

Conditions

ALL IDEAS, DESIGNS, ARRANGEMENTS AND PLANS INDICATED OR REPRESENTED BY THIS DRAWING ARE OWNED BY, AND THE PROPERTY OF RONNETTE RILEY ARCHITECT AND WERE CREATED, EVOLVED AND DEVELOPED FOR THE USE ON, AND IN CONNECTION WITH THE SPECIFIED PROJECT.
NONE OF SUCH IDEAS, DESIGNS, ARRANGEMENTS OR PLANS SHALL BE USED BY OR DISCLOSED TO ANY PERSON, FIRM OR CORPORATION FOR ANY PURPOSE WHATSOEVER WITHOUT THE WRITTEN PERMISSION OF RONNETTE RILEY ARCHITECT.

© Copyright Ronnette Riley *Architect* 2021

Ronnette Riley *Architect*

494 Eighth Avenue, 15th Floor
New York, NY 10001
T 212 594 4015
F 212 594 2868
www.ronnetteriley.com

MEP Engineer:

Loring Consulting Engineers, Inc.
360 West 31st Street, 14th Floor
New York, NY 10001-2727
T 212-563 7400
www.loringengineers.com
New York City .Washington, DC . Princeton . Durham . Toronto

Structural Engineer:

Silman
32 Old Slip, 10th Floor
New York, NY 10005
T 212-620 7970
www.Silman.com

Rev	Date	Issue
-	11 JUN 2021	SD Submission
-	22 OCT 2021	DD Review
-	23 NOV 2021	Issue for DD 50%
-	4 MAR 2022	Issue for Final DD
-	6 DEC 2022	CD Review
-	28 FEB 2023	CD Final

Title

PLUMBING 5TH FLOOR PARTIAL PLANS - SHEET 2

Date	06-11-2021
Project No.	12328.000
Drawing By	JF
CHK By	AS
Scale	AS NOTED

DOB Rev
P-206.00
_ of __

DOB SCAN

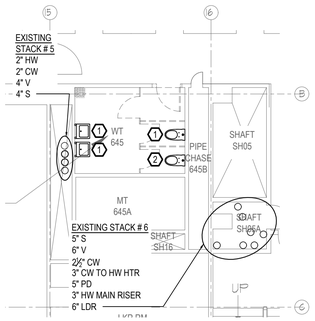

3 6TH FL - SELECTIVE REMOVAL PLAN
1/8"=1'-0"

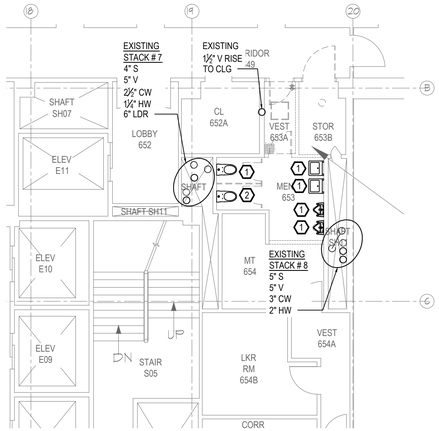

1 6TH FL - SELECTIVE REMOVAL PLAN
1/8"=1'-0"

KEY NOTES - SELECTIVE REMOVAL PLANS:

1. REMOVE EXISTING TOILET ROOM FIXTURES, TRIM AND ALL ASSOCIATED BRANCH PIPING BACK TO THE EXISTING RISER AND/OR MAIN LOCATED WITHIN THIS AREA. CONTRACTOR TO FIELD VERIFY THE LOCATION OF THE RISERS.
2. REMOVE THE EXISTING PLUMBING FIXTURE, TRIM AND CAP AT THE EXISTING ROUGH-IN. PREPARE ROUGH-IN FOR NEW CONNECTION TO FIXTURE.

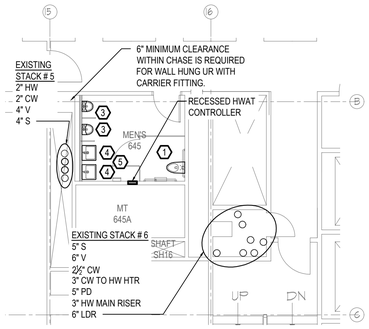

4 6TH FL - CONSTRUCTION PLAN
1/8"=1'-0"

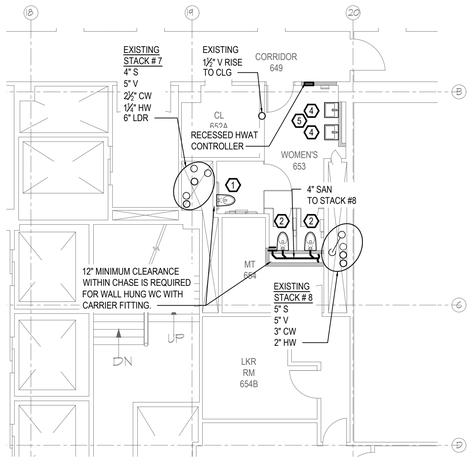

2 6TH FL - CONSTRUCTION PLAN
1/8"=1'-0"

NOTES:

1. CONTRACTOR SHALL VERIFY AND COORDINATE PIPE ROUTING WITH THE EXISTING MEP SERVICES AND EXISTING CEILING HEIGHTS FOR THE PIPING INDICATED ON THIS PLAN ROUTED AT THE CEILING BELOW.
2. CONTRACTOR SHALL COORDINATE LOCATION WITH ARCHITECTURAL DRAWINGS AND ALL MEP SERVICES.

KEY NOTES - CONSTRUCTION PLANS:

1. INSTALL NEW FIXTURES AND SUPPORTS TO THE EXISTING PLUMBING ROUGH-IN. CONTRACTOR SHALL MODIFY AND/OR REPLACE ANY EXISTING ROUGH-IN AS REQUIRED TO ACCEPT THE NEW FIXTURE LOCATION AND/OR MOUNTING HEIGHTS. FURTHERMORE REPLACE ANY DAMAGED OR CORRODED ROUGH-IN.
2. PROVIDE 1½" CW, 4" S AND 2" V TO WC. CONNECT PIPING TO THE EXISTING PLUMBING MAIN. CONTRACTOR TO FIELD VERIFY THE LOCATION OF THE RISERS.
3. PROVIDE 1" CW, 2" S AND 2" V TO UR. CONNECT PIPING TO THE EXISTING PLUMBING MAIN. CONTRACTOR TO FIELD VERIFY THE LOCATION OF THE RISERS.
4. PROVIDE ½" HW & CW, 2" S AND 2" V TO LAV. CONNECT PIPING TO THE EXISTING PLUMBING STACK. CONTRACTOR TO FIELD VERIFY THE LOCATION OF THE RISERS.
5. PROVIDE HWAT FOR ENTIRE LENGTH OF THE HOT WATER PIPING FROM THE EXISTING POINT OF CONNECTION AND TERMINATE AT EACH FIXTURE CONNECTION.

0 4 8 16 FEET

KINGS COUNTY SUPREME COURT BUILDING ACCESSIBILITY RENOVATIONS

360 Adams Street
Brooklyn NY 11201

Conditions

ALL IDEAS, DESIGNS, ARRANGEMENTS AND PLANS INDICATED OR REPRESENTED BY THIS DRAWING ARE OWNED BY, AND THE PROPERTY OF RONNETTE RILEY ARCHITECT AND WERE CREATED, EVOLVED AND DEVELOPED FOR THE USE ON, AND IN CONNECTION WITH THE SPECIFIED PROJECT.
NONE OF SUCH IDEAS, DESIGNS, ARRANGEMENTS OR PLANS SHALL BE USED BY OR DISCLOSED TO ANY PERSON, FIRM OR CORPORATION FOR ANY PURPOSE WHATSOEVER WITHOUT THE WRITTEN PERMISSION OF RONNETTE RILEY ARCHITECT.

© Copyright Ronnette Riley *Architect* 2021

Ronnette Riley *Architect*

494 Eighth Avenue, 15th Floor
New York, NY 10001
T 212 594 4015
F 212 594 2868
www.ronnetteriley.com

MEP Engineer:

Loring Consulting Engineers, Inc.
360 West 31st Street, 14th Floor
New York, NY 10001-2727
T 212-563 7400
www.loringengineers.com
New York City .Washington, DC . Princeton . Durham . Toronto

Structural Engineer:

Silman
32 Old Slip, 10th Floor
New York, NY 10005
T 212-620 7970
www.Silman.com

Rev	Date	Issue
-	11 JUN 2021	SD Submission
-	22 OCT 2021	DD Review
-	23 NOV 2021	Issue for DD 50%
-	4 MAR 2022	Issue for Final DD
-	6 DEC 2022	CD Review
-	28 FEB 2023	CD Final

Title

PLUMBING 6TH FLOOR PARTIAL PLANS

Date	06-11-2021
Project No.	12328.000
Drawing By	JF
CHK By	AS
Scale	AS NOTED

DOB Rev
P-207.00
_ of __

DOB SCAN

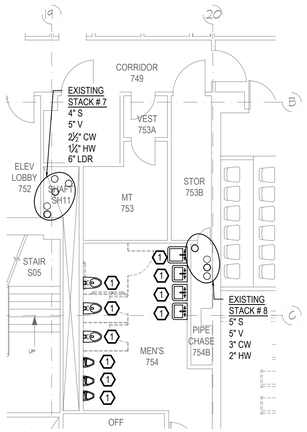

5 7TH FL - SELECTIVE REMOVAL PLAN
1/8"=1'-0"

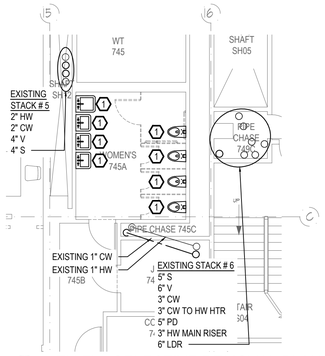

3 7TH FL - SELECTIVE REMOVAL PLAN
1/8"=1'-0"

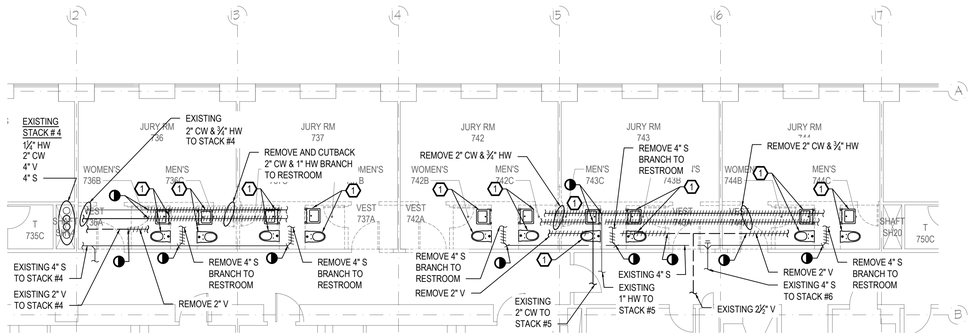

1 7TH FL - SELECTIVE REMOVAL PLAN
1/8"=1'-0"

KEY NOTES - SELECTIVE REMOVAL PLANS:

1. REMOVE EXISTING TOILET ROOM FIXTURES, TRIM AND ALL ASSOCIATED BRANCH PIPING BACK TO THE EXISTING RISER AND/OR MAIN LOCATED WITHIN THIS AREA. CONTRACTOR TO FIELD VERIFY THE LOCATION OF THE RISERS.
2. REMOVE THE EXISTING PLUMBING FIXTURE, TRIM AND CAP AT THE EXISTING ROUGH-IN. PREPARE ROUGH-IN FOR NEW CONNECTION TO FIXTURE.

6 7TH FL - CONSTRUCTION PLAN
1/8"=1'-0"

4 7TH FL - CONSTRUCTION PLAN
1/8"=1'-0"

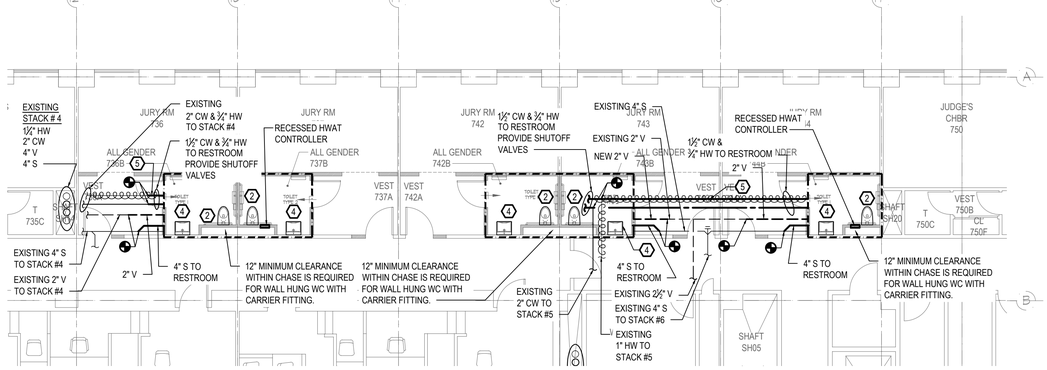

2 7TH FL - CONSTRUCTION PLAN
1/8"=1'-0"

NOTES:

1. CONTRACTOR SHALL VERIFY AND COORDINATE PIPE ROUTING WITH THE EXISTING MEP SERVICES AND EXISTING CEILING HEIGHTS FOR THE PIPING INDICATED ON THIS PLAN ROUTED AT THE CEILING BELOW.
2. CONTRACTOR SHALL COORDINATE LOCATION WITH ARCHITECTURAL DRAWINGS AND ALL MEP SERVICES.

KEY NOTES - CONSTRUCTION PLANS:

1. INSTALL NEW FIXTURES AND SUPPORTS TO THE EXISTING PLUMBING ROUGH-IN. CONTRACTOR SHALL MODIFY AND/OR REPLACE ANY EXISTING ROUGH-IN AS REQUIRED TO ACCEPT THE NEW FIXTURE LOCATION AND/OR MOUNTING HEIGHTS. FURTHERMORE REPLACE ANY DAMAGED OR CORRODED ROUGH-IN.
2. PROVIDE 1½" CW, 4" S AND 2" V TO WC. CONNECT PIPING TO THE EXISTING PLUMBING MAIN. CONTRACTOR TO FIELD VERIFY THE LOCATION OF THE RISERS.
3. PROVIDE 1" CW, 2" S AND 2" V TO UR. CONNECT PIPING TO THE EXISTING PLUMBING MAIN. CONTRACTOR TO FIELD VERIFY THE LOCATION OF THE RISERS.
4. PROVIDE ½" HW & CW, 2" S AND 2" V TO LAV. CONNECT PIPING TO THE EXISTING PLUMBING STACK. CONTRACTOR TO FIELD VERIFY THE LOCATION OF THE RISERS.
5. PROVIDE HWAT FOR ENTIRE LENGTH OF THE HOT WATER PIPING FROM THE EXISTING POINT OF CONNECTION AND TERMINATE AT EACH FIXTURE CONNECTION.

N 0 4 8 16 FEET

KINGS COUNTY SUPREME COURT BUILDING ACCESSIBILITY RENOVATIONS

360 Adams Street
Brooklyn NY 11201

Conditions

ALL IDEAS, DESIGNS, ARRANGEMENTS AND PLANS INDICATED OR REPRESENTED BY THIS DRAWING ARE OWNED BY, AND THE PROPERTY OF RONNETTE RILEY ARCHITECT AND WERE CREATED, EVOLVED AND DEVELOPED FOR THE USE ON, AND IN CONNECTION WITH THE SPECIFIED PROJECT.
NONE OF SUCH IDEAS, DESIGNS, ARRANGEMENTS OR PLANS SHALL BE USED BY OR DISCLOSED TO ANY PERSON, FIRM OR CORPORATION FOR ANY PURPOSE WHATSOEVER WITHOUT THE WRITTEN PERMISSION OF RONNETTE RILEY ARCHITECT.

© Copyright Ronnette Riley *Architect* 2021

Ronnette Riley *Architect*

494 Eighth Avenue, 15th Floor
New York, NY 10001
T 212 594 4015
F 212 594 2868
www.ronnetteriley.com

MEP Engineer:

Loring Consulting Engineers, Inc.
360 West 31st Street, 14th Floor
New York, NY 10001-2727
T 212-563 7400
www.loringengineers.com
New York City .Washington, DC . Princeton . Durham . Toronto

Structural Engineer:

Silman
32 Old Slip, 10th Floor
New York, NY 10005
T 212-620 7970
www.Silman.com

Rev	Date	Issue
-	11 JUN 2021	SD Submission
-	22 OCT 2021	DD Review
-	23 NOV 2021	Issue for DD 50%
-	4 MAR 2022	Issue for Final DD
-	6 DEC 2022	CD Review
-	28 FEB 2023	CD Final

Title

PLUMBING 7TH FLOOR PARTIAL PLANS

Date	06-11-2021
Project No.	12328.000
Drawing By	JF
CHK By	AS
Scale	AS NOTED

DOB Rev
P-208.00
_ of __

DOB SCAN

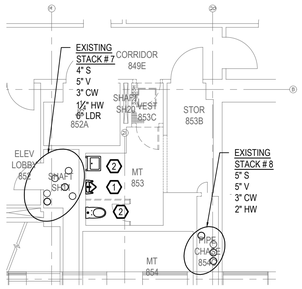

5 8TH FL - SELECTIVE REMOVAL PLAN
1/8"=1'-0"

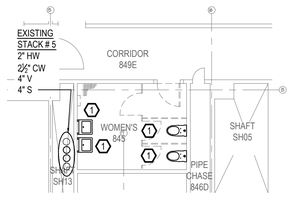

3 8TH FL - SELECTIVE REMOVAL PLAN
1/8"=1'-0"

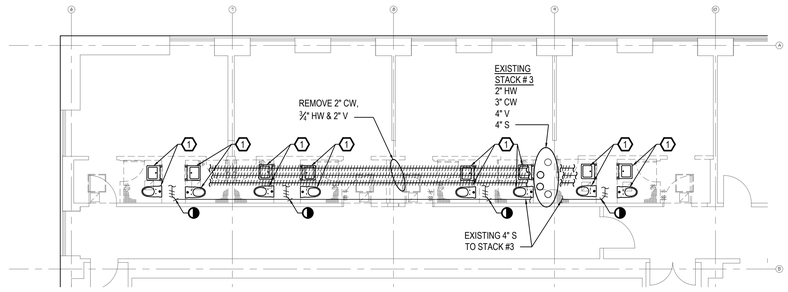

1 8TH FL - SELECTIVE REMOVAL PLAN
1/8"=1'-0"

KEY NOTES - SELECTIVE REMOVAL PLANS:

1. REMOVE EXISTING TOILET ROOM FIXTURES, TRIM AND ALL ASSOCIATED BRANCH PIPING BACK TO THE EXISTING RISER AND/OR MAIN LOCATED WITHIN THIS AREA. CONTRACTOR TO FIELD VERIFY THE LOCATION OF THE RISERS.
2. REMOVE THE EXISTING PLUMBING FIXTURE, TRIM AND CAP AT THE EXISTING ROUGH-IN. PREPARE ROUGH-IN FOR NEW CONNECTION TO FIXTURE.

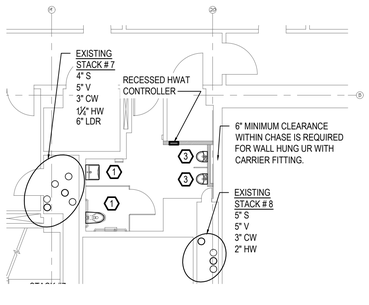

6 8TH FL - CONSTRUCTION PLAN PLAN
1/8"=1'-0"

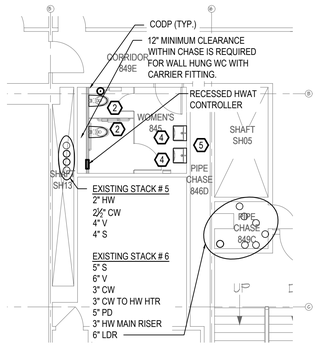

4 8TH FL - CONSTRUCTION PLAN PLAN
1/8"=1'-0"

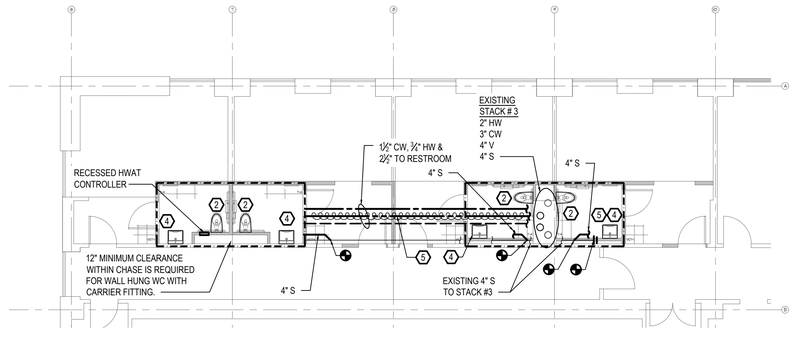

2 8TH FL - CONSTRUCTION PLAN PLAN
1/8"=1'-0"

NOTES:

1. CONTRACTOR SHALL VERIFY AND COORDINATE PIPE ROUTING WITH THE EXISTING MEP SERVICES AND EXISTING CEILING HEIGHTS FOR THE PIPING INDICATED ON THIS PLAN ROUTED AT THE CEILING BELOW.
2. CONTRACTOR SHALL COORDINATE LOCATION WITH ARCHITECTURAL DRAWINGS AND ALL MEP SERVICES.

KEY NOTES - CONSTRUCTION PLANS:

1. INSTALL NEW FIXTURES AND SUPPORTS TO THE EXISTING PLUMBING ROUGH-IN. CONTRACTOR SHALL MODIFY AND/OR REPLACE ANY EXISTING ROUGH-IN AS REQUIRED TO ACCEPT THE NEW FIXTURE LOCATION AND/OR MOUNTING HEIGHTS. FURTHERMORE REPLACE ANY DAMAGED OR CORRODED ROUGH-IN.
2. PROVIDE ½" CW, 4" S AND 2" V TO WC. CONNECT PIPING TO THE EXISTING PLUMBING MAIN. CONTRACTOR TO FIELD VERIFY THE LOCATION OF THE RISERS.
3. PROVIDE 1" CW, 2" S AND 2" V TO UR. CONNECT PIPING TO THE EXISTING PLUMBING MAIN. CONTRACTOR TO FIELD VERIFY THE LOCATION OF THE RISERS.
4. PROVIDE ¾" HW & CW, 2" S AND 2" V TO LAV. CONNECT PIPING TO THE EXISTING PLUMBING STACK. CONTRACTOR TO FIELD VERIFY THE LOCATION OF THE RISERS.
5. PROVIDE HWAT FOR ENTIRE LENGTH OF THE HOT WATER PIPING FROM THE EXISTING POINT OF CONNECTION AND TERMINATE AT EACH FIXTURE CONNECTION.

N 0 4 8 16 FEET

KINGS COUNTY SUPREME COURT BUILDING ACCESSIBILITY RENOVATIONS

360 Adams Street
Brooklyn NY 11201

Conditions

ALL IDEAS, DESIGNS, ARRANGEMENTS AND PLANS INDICATED OR REPRESENTED BY THIS DRAWING ARE OWNED BY, AND THE PROPERTY OF RONNETTE RILEY ARCHITECT AND WERE CREATED, EVOLVED AND DEVELOPED FOR THE USE ON, AND IN CONNECTION WITH THE SPECIFIED PROJECT.
NONE OF SUCH IDEAS, DESIGNS, ARRANGEMENTS OR PLANS SHALL BE USED BY OR DISCLOSED TO ANY PERSON, FIRM OR CORPORATION FOR ANY PURPOSE WHATSOEVER WITHOUT THE WRITTEN PERMISSION OF RONNETTE RILEY ARCHITECT.

© Copyright Ronnette Riley *Architect* 2021

Ronnette Riley *Architect*

494 Eighth Avenue, 15th Floor
New York, NY 10001
T 212 594 4015
F 212 594 2868
www.ronnetteriley.com

MEP Engineer:

Loring Consulting Engineers, Inc.
360 West 31st Street, 14th Floor
New York, NY 10001-2727
T 212-563 7400
www.loringengineers.com
New York City .Washington, DC . Princeton . Durham . Toronto

Structural Engineer:

Silman
32 Old Slip, 10th Floor
New York, NY 10005
T 212-620 7970
www.Silman.com

Rev	Date	Issue
-	11 JUN 2021	SD Submission
-	22 OCT 2021	DD Review
-	23 NOV 2021	Issue for DD 50%
-	4 MAR 2022	Issue for Final DD
-	6 DEC 2022	CD Review
-	28 FEB 2023	CD Final

Title

PLUMBING 8TH FLOOR PARTIAL PLANS

Date	06-11-2021
Project No.	12328.000
Drawing By	JF
CHK By	AS
Scale	AS NOTED

DOB Rev
P-209.00
_ of __

DOB SCAN

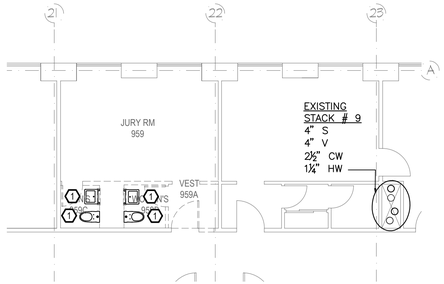

5 9TH FL - SELECTIVE REMOVAL PLAN
1/8"=1'-0"

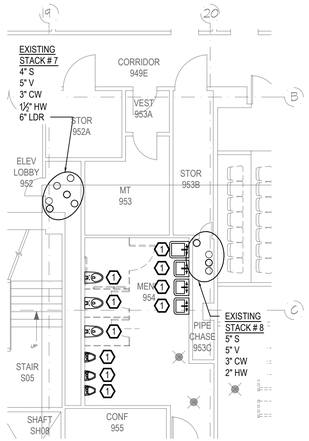

3 9TH FL - SELECTIVE REMOVAL PLAN
1/8"=1'-0"

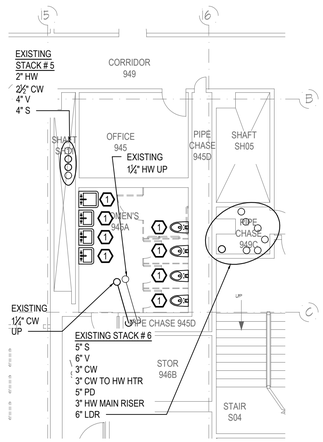

1 9TH FL - SELECTIVE REMOVAL PLAN
1/8"=1'-0"

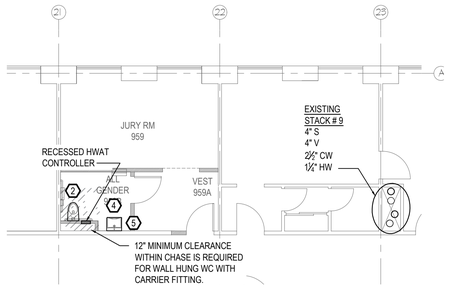

6 9TH FL - CONSTRUCTION PLAN
1/8"=1'-0"

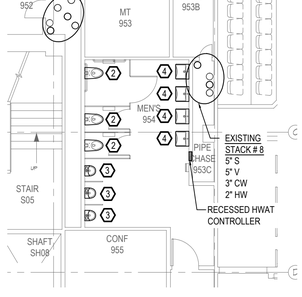

4 9TH FL - CONSTRUCTION PLAN
1/8"=1'-0"

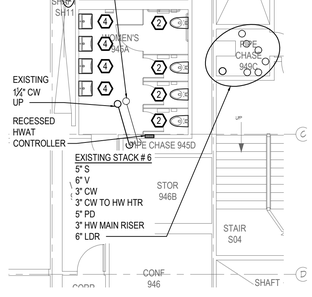

2 9TH FL - CONSTRUCTION PLAN
1/8"=1'-0"

KEY NOTES - SELECTIVE REMOVAL PLANS:

1. REMOVE EXISTING TOILET ROOM FIXTURES, TRIM AND ALL ASSOCIATED BRANCH PIPING BACK TO THE EXISTING RISER AND/OR MAIN LOCATED WITHIN THIS AREA. CONTRACTOR TO FIELD VERIFY THE LOCATION OF THE RISERS.
2. REMOVE THE EXISTING PLUMBING FIXTURE, TRIM AND CAP AT THE EXISTING ROUGH-IN. PREPARE ROUGH-IN FOR NEW CONNECTION TO FIXTURE.

NOTES:

1. CONTRACTOR SHALL VERIFY AND COORDINATE PIPE ROUTING WITH THE EXISTING MEP SERVICES AND EXISTING CEILING HEIGHTS FOR THE PIPING INDICATED ON THIS PLAN ROUTED AT THE CEILING BELOW.
2. CONTRACTOR SHALL COORDINATE LOCATION WITH ARCHITECTURAL DRAWINGS AND ALL MEP SERVICES.

KEY NOTES - CONSTRUCTION PLANS:

1. INSTALL NEW FIXTURES AND SUPPORTS TO THE EXISTING PLUMBING ROUGH-IN. CONTRACTOR SHALL MODIFY AND/OR REPLACE ANY EXISTING ROUGH-IN AS REQUIRED TO ACCEPT THE NEW FIXTURE LOCATION AND/OR MOUNTING HEIGHTS. FURTHERMORE REPLACE ANY DAMAGED OR CORRODED ROUGH-IN.
2. PROVIDE 1¼" CW, 4" S AND 2" V TO WC. CONNECT PIPING TO THE EXISTING PLUMBING MAIN. CONTRACTOR TO FIELD VERIFY THE LOCATION OF THE RISERS.
3. PROVIDE 1" CW, 2" S AND 2" V TO UR. CONNECT PIPING TO THE EXISTING PLUMBING MAIN. CONTRACTOR TO FIELD VERIFY THE LOCATION OF THE RISERS.
4. PROVIDE ½" HW & CW, 2" S AND 2" V TO LAV. CONNECT PIPING TO THE EXISTING PLUMBING STACK. CONTRACTOR TO FIELD VERIFY THE LOCATION OF THE RISERS.
5. PROVIDE HWAT FOR ENTIRE LENGTH OF THE HOT WATER PIPING FROM THE EXISTING POINT OF CONNECTION AND TERMINATE AT EACH FIXTURE CONNECTION.

N 0 4 8 16 FEET

KINGS COUNTY SUPREME COURT BUILDING ACCESSIBILITY RENOVATIONS

360 Adams Street
Brooklyn NY 11201

Conditions

ALL IDEAS, DESIGNS, ARRANGEMENTS AND PLANS INDICATED OR REPRESENTED BY THIS DRAWING ARE OWNED BY, AND THE PROPERTY OF RONNETTE RILEY ARCHITECT AND WERE CREATED, EVOLVED AND DEVELOPED FOR THE USE ON, AND IN CONNECTION WITH THE SPECIFIED PROJECT.
NONE OF SUCH IDEAS, DESIGNS, ARRANGEMENTS OR PLANS SHALL BE USED BY OR DISCLOSED TO ANY PERSON, FIRM OR CORPORATION FOR ANY PURPOSE WHATSOEVER WITHOUT THE WRITTEN PERMISSION OF RONNETTE RILEY ARCHITECT.

© Copyright Ronnette Riley *Architect* 2021

Ronnette Riley *Architect*

494 Eighth Avenue, 15th Floor
New York, NY 10001
T 212 594 4015
F 212 594 2868
www.ronnetteriley.com

MEP Engineer:

Loring Consulting Engineers, Inc.
360 West 31st Street, 14th Floor
New York, NY 10001-2727
T 212-563 7400
www.loringengineers.com
New York City .Washington, DC . Princeton . Durham . Toronto

Structural Engineer:

Silman
32 Old Slip, 10th Floor
New York, NY 10005
T 212-620 7970
www.Silman.com

Rev	Date	Issue
-	11 JUN 2021	SD Submission
-	22 OCT 2021	DD Review
-	23 NOV 2021	Issue for DD 50%
-	4 MAR 2022	Issue for Final DD
-	6 DEC 2022	CD Review
-	28 FEB 2023	CD Final

Title

PLUMBING 9TH FLOOR PARTIAL PLANS

Date	06-11-2021
Project No.	12328.000
Drawing By	JF
CHK By	AS
Scale	AS NOTED

DOB Rev
P-210.00
_ of __

DOB SCAN

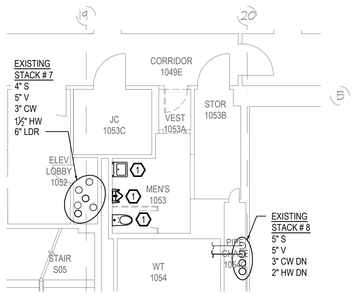

3 10TH FL - SELECTIVE REMOVAL PLAN
1/8"=1'-0"

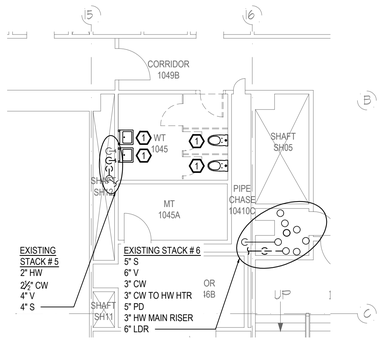

1 10TH FL - SELECTIVE REMOVAL PLAN
1/8"=1'-0"

4 10TH FL - CONSTRUCTION PLAN
1/8"=1'-0"

2 10TH FL - CONSTRUCTION PLAN
1/8"=1'-0"

KEY NOTES - SELECTIVE REMOVAL PLANS:

1. REMOVE EXISTING TOILET ROOM FIXTURES, TRIM AND ALL ASSOCIATED BRANCH PIPING BACK TO THE EXISTING RISER AND/OR MAIN LOCATED WITHIN THIS AREA. CONTRACTOR TO FIELD VERIFY THE LOCATION OF THE RISERS.
2. REMOVE THE EXISTING PLUMBING FIXTURE, TRIM AND CAP AT THE EXISTING ROUGH-IN. PREPARE ROUGH-IN FOR NEW CONNECTION TO FIXTURE.

NOTES:

1. CONTRACTOR SHALL VERIFY AND COORDINATE PIPE ROUTING WITH THE EXISTING MEP SERVICES AND EXISTING CEILING HEIGHTS FOR THE PIPING INDICATED ON THIS PLAN ROUTED AT THE CEILING BELOW.
2. CONTRACTOR SHALL COORDINATE LOCATION WITH ARCHITECTURAL DRAWINGS AND ALL MEP SERVICES.

KEY NOTES - CONSTRUCTION PLANS:

1. INSTALL NEW FIXTURES AND SUPPORTS TO THE EXISTING PLUMBING ROUGH-IN. CONTRACTOR SHALL MODIFY AND/OR REPLACE ANY EXISTING ROUGH-IN AS REQUIRED TO ACCEPT THE NEW FIXTURE LOCATION AND/OR MOUNTING HEIGHTS. FURTHERMORE REPLACE ANY DAMAGED OR CORRODED ROUGH-IN.
2. PROVIDE 1½" CW, 4" S AND 2" V TO WC. CONNECT PIPING TO THE EXISTING PLUMBING MAIN. CONTRACTOR TO FIELD VERIFY THE LOCATION OF THE RISERS.
3. PROVIDE 1" CW, 2" S AND 2" V TO UR. CONNECT PIPING TO THE EXISTING PLUMBING MAIN. CONTRACTOR TO FIELD VERIFY THE LOCATION OF THE RISERS.
4. PROVIDE ½" HW & CW, 2" S AND 2" V TO LAV. CONNECT PIPING TO THE EXISTING PLUMBING STACK. CONTRACTOR TO FIELD VERIFY THE LOCATION OF THE RISERS.
5. PROVIDE HWAT FOR ENTIRE LENGTH OF THE HOT WATER PIPING FROM THE EXISTING POINT OF CONNECTION AND TERMINATE AT EACH FIXTURE CONNECTION.

N 0 4 8 16 FEET

KINGS COUNTY SUPREME COURT BUILDING ACCESSIBILITY RENOVATIONS

360 Adams Street
Brooklyn NY 11201

Conditions

ALL IDEAS, DESIGNS, ARRANGEMENTS AND PLANS INDICATED OR REPRESENTED BY THIS DRAWING ARE OWNED BY, AND THE PROPERTY OF RONNETTE RILEY ARCHITECT AND WERE CREATED, EVOLVED AND DEVELOPED FOR THE USE ON, AND IN CONNECTION WITH THE SPECIFIED PROJECT.
NONE OF SUCH IDEAS, DESIGNS, ARRANGEMENTS OR PLANS SHALL BE USED BY OR DISCLOSED TO ANY PERSON, FIRM OR CORPORATION FOR ANY PURPOSE WHATSOEVER WITHOUT THE WRITTEN PERMISSION OF RONNETTE RILEY ARCHITECT.

© Copyright Ronnette Riley *Architect* 2021

Ronnette Riley *Architect*

494 Eighth Avenue, 15th Floor
New York, NY 10001
T 212 594 4015
F 212 594 2868
www.ronnetteriley.com

MEP Engineer:

Loring Consulting Engineers, Inc.
360 West 31st Street, 14th Floor
New York, NY 10001-2727
T 212-563 7400
www.loringengineers.com
New York City .Washington, DC . Princeton . Durham . Toronto

Structural Engineer:

Silman
32 Old Slip, 10th Floor
New York, NY 10005
T 212-620 7970
www.Silman.com

Rev	Date	Issue
-	11 JUN 2021	SD Submission
-	22 OCT 2021	DD Review
-	23 NOV 2021	Issue for DD 50%
-	4 MAR 2022	Issue for Final DD
-	6 DEC 2022	CD Review
-	28 FEB 2023	CD Final

Title

PLUMBING 10TH FLOOR PARTIAL PLANS

Date	06-11-2021
Project No.	12328.000
Drawing By	JF
CHK By	AS
Scale	AS NOTED

DOB Rev
P-211.00
_ of __

DOB SCAN

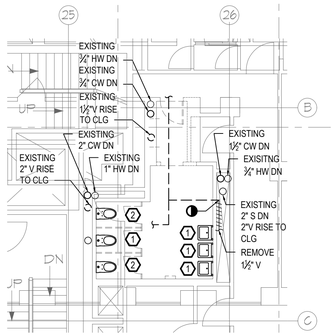

3 11TH FL - SELECTIVE REMOVAL PLAN
1/8"=1'-0"

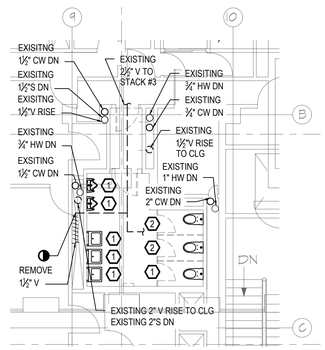

1 11TH FL - SELECTIVE REMOVAL PLAN
1/8"=1'-0"

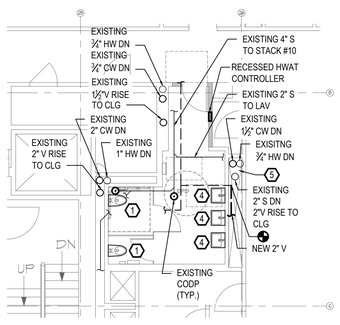

4 11TH FL - CONSTRUCTION PLAN
1/8"=1'-0"

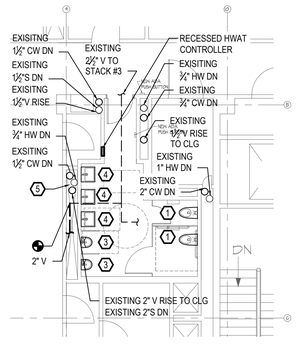

2 11TH FL - CONSTRUCTION PLAN
1/8"=1'-0"

KEY NOTES - SELECTIVE REMOVAL PLANS:

1. REMOVE EXISTING TOILET ROOM FIXTURES, TRIM AND ALL ASSOCIATED BRANCH PIPING BACK TO THE EXISTING RISER AND/OR MAIN LOCATED WITHIN THIS AREA. CONTRACTOR TO FIELD VERIFY THE LOCATION OF THE RISERS.
2. REMOVE THE EXISTING PLUMBING FIXTURE, TRIM AND CAP AT THE EXISTING ROUGH-IN. PREPARE ROUGH-IN FOR NEW CONNECTION TO FIXTURE.

NOTES:

1. CONTRACTOR SHALL VERIFY AND COORDINATE PIPE ROUTING WITH THE EXISTING MEP SERVICES AND EXISTING CEILING HEIGHTS FOR THE PIPING INDICATED ON THIS PLAN ROUTED AT THE CEILING BELOW.
2. CONTRACTOR SHALL COORDINATE LOCATION WITH ARCHITECTURAL DRAWINGS AND ALL MEP SERVICES.

KEY NOTES - CONSTRUCTION PLANS:

1. INSTALL NEW FIXTURES AND SUPPORTS TO THE EXISTING PLUMBING ROUGH-IN. CONTRACTOR SHALL MODIFY AND/OR REPLACE ANY EXISTING ROUGH-IN AS REQUIRED TO ACCEPT THE NEW FIXTURE LOCATION AND/OR MOUNTING HEIGHTS. FURTHERMORE REPLACE ANY DAMAGED OR CORRODED ROUGH-IN.
2. PROVIDE 1½" CW, 4" S AND 2" V TO WC. CONNECT PIPING TO THE EXISTING PLUMBING MAIN. CONTRACTOR TO FIELD VERIFY THE LOCATION OF THE RISERS.
3. PROVIDE 1" CW, 2" S AND 2" V TO UR. CONNECT PIPING TO THE EXISTING PLUMBING MAIN. CONTRACTOR TO FIELD VERIFY THE LOCATION OF THE RISERS.
4. PROVIDE ¾" HW & CW, 2" S AND 2" V TO LAV. CONNECT PIPING TO THE EXISTING PLUMBING STACK. CONTRACTOR TO FIELD VERIFY THE LOCATION OF THE RISERS.
5. PROVIDE HWAT FOR ENTIRE LENGTH OF THE HOT WATER PIPING FROM THE EXISTING POINT OF CONNECTION AND TERMINATE AT EACH FIXTURE CONNECTION.

N 0 4 8 16 FEET

KINGS COUNTY SUPREME COURT BUILDING ACCESSIBILITY RENOVATIONS

360 Adams Street
Brooklyn NY 11201

Conditions

ALL IDEAS, DESIGNS, ARRANGEMENTS AND PLANS INDICATED OR REPRESENTED BY THIS DRAWING ARE OWNED BY, AND THE PROPERTY OF RONNETTE RILEY ARCHITECT AND WERE CREATED, EVOLVED AND DEVELOPED FOR THE USE ON, AND IN CONNECTION WITH THE SPECIFIED PROJECT.
NONE OF SUCH IDEAS, DESIGNS, ARRANGEMENTS OR PLANS SHALL BE USED BY OR DISCLOSED TO ANY PERSON, FIRM OR CORPORATION FOR ANY PURPOSE WHATSOEVER WITHOUT THE WRITTEN PERMISSION OF RONNETTE RILEY ARCHITECT.

© Copyright Ronnette Riley *Architect* 2021

Ronnette Riley *Architect*

494 Eighth Avenue, 15th Floor
New York, NY 10001
T 212 594 4015
F 212 594 2868
www.ronnetteriley.com

MEP Engineer:

Loring Consulting Engineers, Inc.
360 West 31st Street, 14th Floor
New York, NY 10001-2727
T 212-563 7400
www.loringengineers.com
New York City .Washington, DC . Princeton . Durham . Toronto

Structural Engineer:

Silman
32 Old Slip, 10th Floor
New York, NY 10005
T 212-620 7970
www.Silman.com

Rev	Date	Issue
-	11 JUN 2021	SD Submission
-	22 OCT 2021	DD Review
-	23 NOV 2021	Issue for DD 50%
-	4 MAR 2022	Issue for Final DD
-	6 DEC 2022	CD Review
-	28 FEB 2023	CD Final

Title

PLUMBING 11TH FLOOR PARTIAL PLANS

Date	06-11-2021
Project No.	12328.000
Drawing By	JF
CHK By	AS
Scale	AS NOTED

DOB Rev
P-212.00
_ of __

DOB SCAN

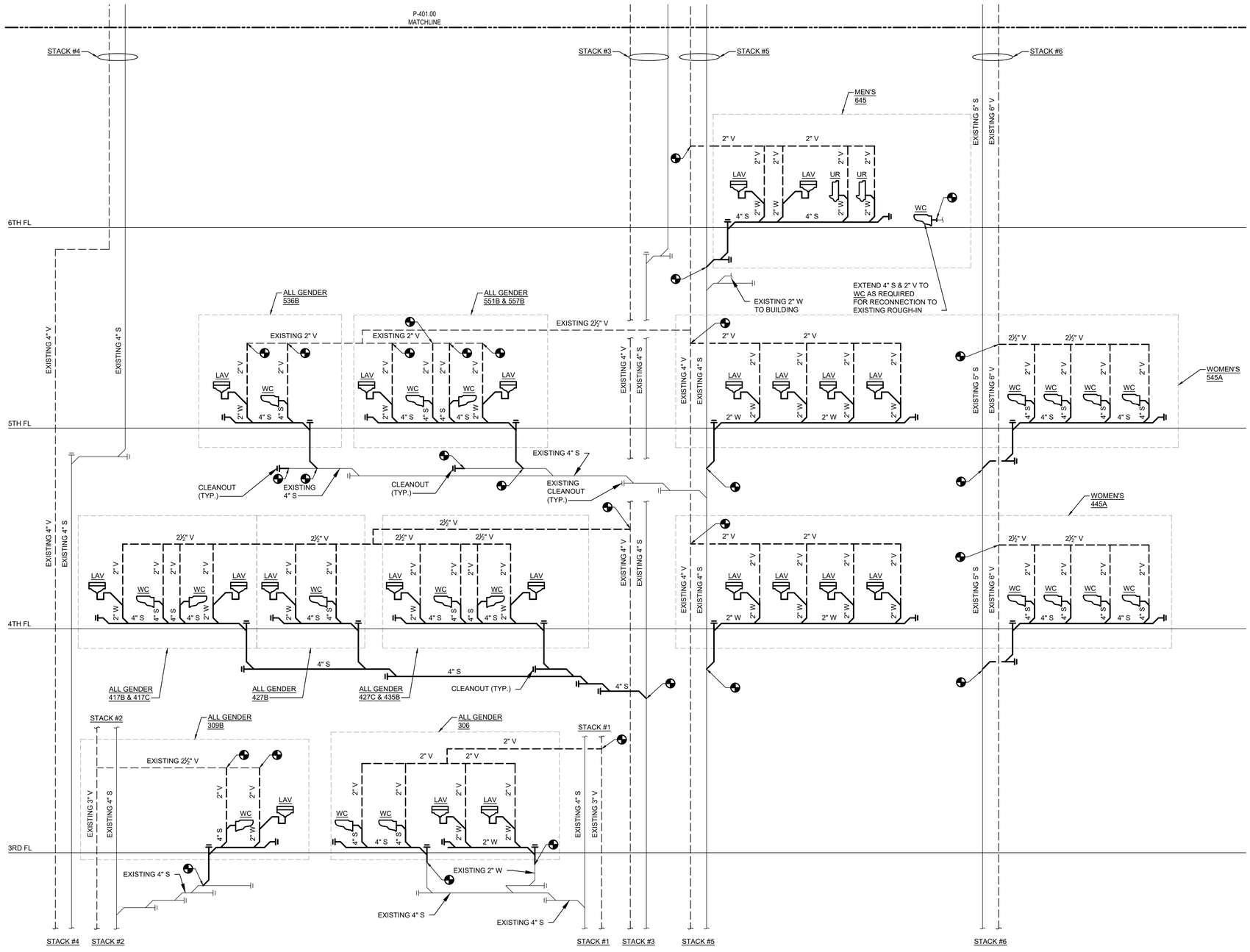

KINGS COUNTY SUPREME COURT BUILDING ACCESSIBILITY RENOVATIONS

360 Adams Street
Brooklyn NY 11201

Conditions

ALL IDEAS, DESIGNS, ARRANGEMENTS AND PLANS INDICATED OR REPRESENTED BY THIS DRAWING ARE OWNED BY, AND THE PROPERTY OF RONNETTE RILEY ARCHITECT AND WERE CREATED, EVOLVED AND DEVELOPED FOR THE USE ON, AND IN CONNECTION WITH THE SPECIFIED PROJECT.
NONE OF SUCH IDEAS, DESIGNS, ARRANGEMENTS OR PLANS SHALL BE USED BY OR DISCLOSED TO ANY PERSON, FIRM OR CORPORATION FOR ANY PURPOSE WHATSOEVER WITHOUT THE WRITTEN PERMISSION OF RONNETTE RILEY ARCHITECT.

© Copyright Ronnette Riley *Architect* 2021

Ronnette Riley *Architect*

494 Eighth Avenue, 15th Floor
New York, NY 10001
T 212 594 4015
F 212 594 2868
www.ronnetteriley.com

MEP Engineer:

Loring Consulting Engineers, Inc.
360 West 31st Street, 14th Floor
New York, NY 10001-2727
T 212-563 7400
www.loringengineers.com
New York City .Washington, DC . Princeton . Durham . Toronto

Structural Engineer:

Silman
32 Old Slip, 10th Floor
New York, NY 10005
T 212-620 7970
www.Silman.com

Rev	Date	Issue
-	11 JUN 2021	SD Submission
-	22 OCT 2021	DD Review
-	23 NOV 2021	Issue for DD 50%
-	4 MAR 2022	Issue for Final DD
-	6 DEC 2022	CD Review
-	28 FEB 2023	CD Final

Title

SANITARY RISER 3RD TO 6TH FL. STACKS 1 TO 6

Date	06-11-2021
Project No.	12328.000
Drawing By	JF
CHK By	AS
Scale	NTS

DOB Rev

P-400.00

_ of __

DOB SCAN

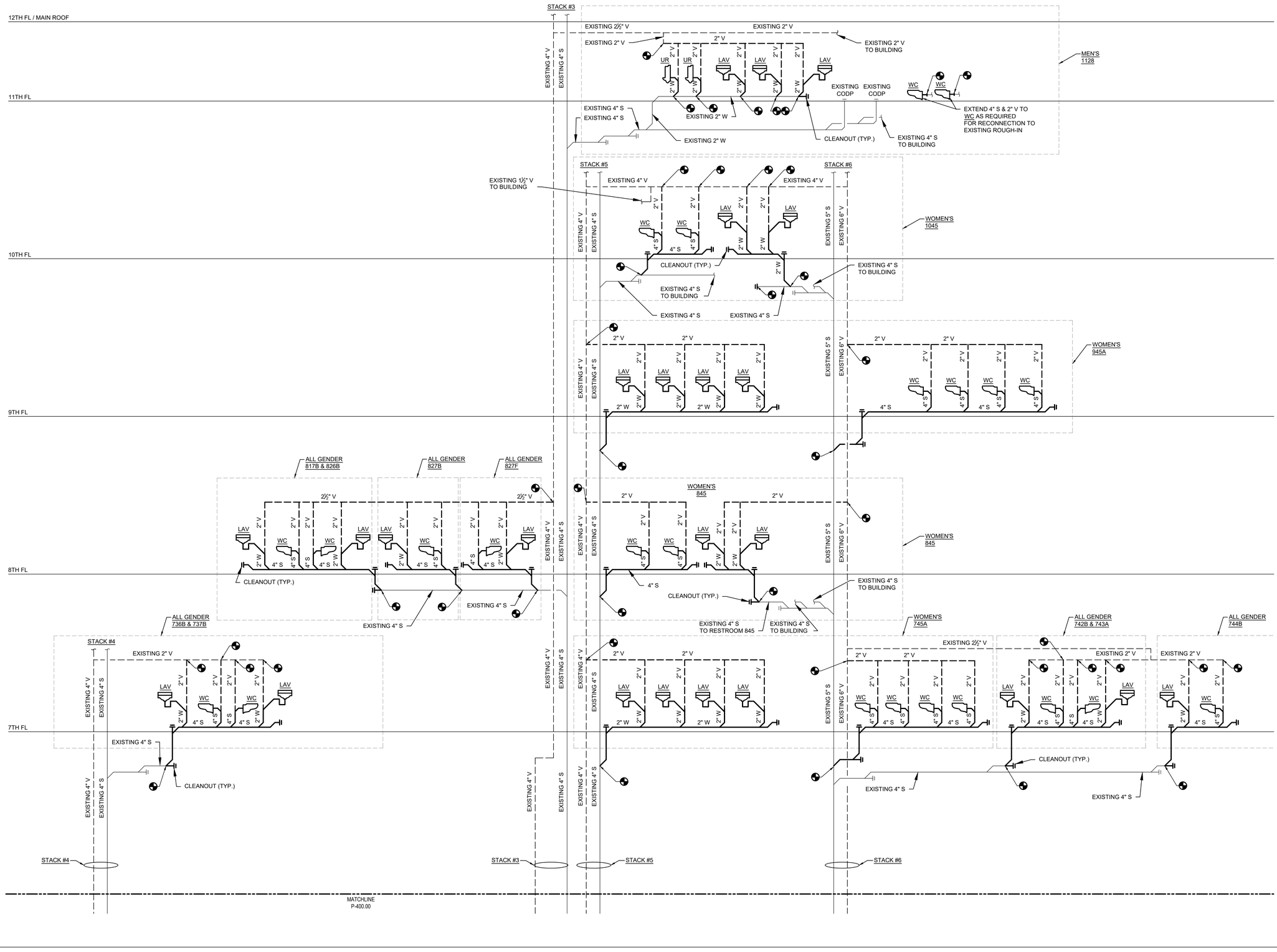

KINGS COUNTY SUPREME COURT BUILDING ACCESSIBILITY RENOVATIONS

360 Adams Street
Brooklyn NY 11201

Conditions

ALL IDEAS, DESIGNS, ARRANGEMENTS AND PLANS INDICATED OR REPRESENTED BY THIS DRAWING ARE OWNED BY, AND THE PROPERTY OF RONNETTE RILEY ARCHITECT AND WERE CREATED, EVOLVED AND DEVELOPED FOR THE USE ON, AND IN CONNECTION WITH THE SPECIFIED PROJECT.
NONE OF SUCH IDEAS, DESIGNS, ARRANGEMENTS OR PLANS SHALL BE USED BY OR DISCLOSED TO ANY PERSON, FIRM OR CORPORATION FOR ANY PURPOSE WHATSOEVER WITHOUT THE WRITTEN PERMISSION OF RONNETTE RILEY ARCHITECT.

© Copyright Ronnette Riley *Architect* 2021

Ronnette Riley *Architect*

494 Eighth Avenue, 15th Floor
New York, NY 10001
T 212 594 4015
F 212 594 2868
www.ronnetteriley.com

MEP Engineer:

Loring Consulting Engineers, Inc.
360 West 31st Street, 14th Floor
New York, NY 10001-2727
T 212-563 7400
www.loringengineers.com
New York City .Washington, DC . Princeton . Durham . Toronto

Structural Engineer:

Silman
32 Old Slip, 10th Floor
New York, NY 10005
T 212-620 7970
www.Silman.com

Rev	Date	Issue
-	11 JUN 2021	SD Submission
-	22 OCT 2021	DD Review
-	23 NOV 2021	Issue for DD 50%
-	4 MAR 2022	Issue for Final DD
-	6 DEC 2022	CD Review
-	28 FEB 2023	CD Final

Title

SANITARY RISER 7TH TO 11TH FL. STACKS 3 TO 6

Date	06-11-2021
Project No.	12328.000
Drawing By	JF
CHK By	AS
Scale	NTS

DOB Rev
P-401.00
_ of __

DOB SCAN

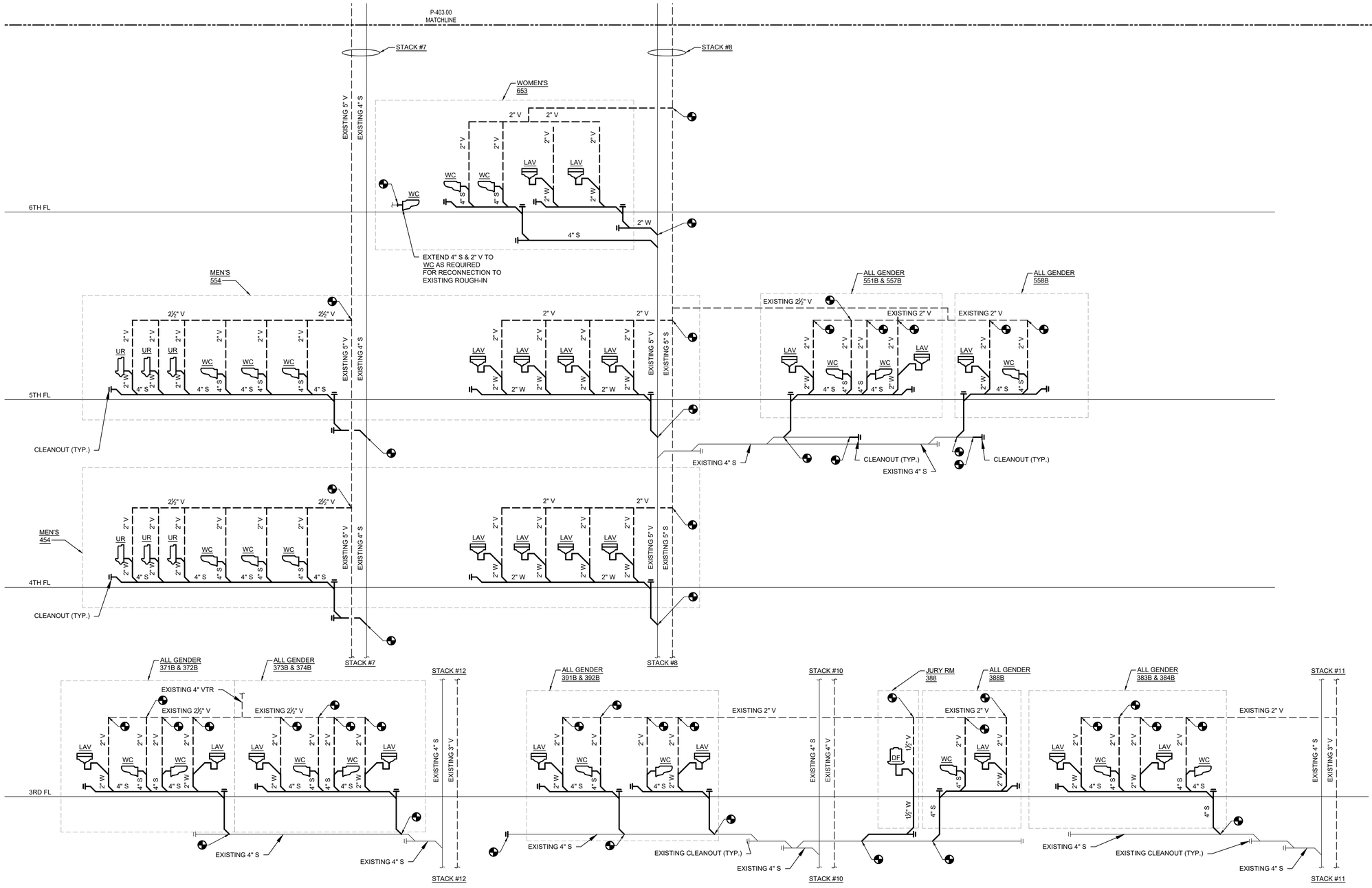

KINGS COUNTY SUPREME COURT BUILDING ACCESSIBILITY RENOVATIONS

360 Adams Street
Brooklyn NY 11201

Conditions

ALL IDEAS, DESIGNS, ARRANGEMENTS AND PLANS INDICATED OR REPRESENTED BY THIS DRAWING ARE OWNED BY, AND THE PROPERTY OF RONNETTE RILEY ARCHITECT AND WERE CREATED, EVOLVED AND DEVELOPED FOR THE USE ON, AND IN CONNECTION WITH THE SPECIFIED PROJECT.
NONE OF SUCH IDEAS, DESIGNS, ARRANGEMENTS OR PLANS SHALL BE USED BY OR DISCLOSED TO ANY PERSON, FIRM OR CORPORATION FOR ANY PURPOSE WHATSOEVER WITHOUT THE WRITTEN PERMISSION OF RONNETTE RILEY ARCHITECT.

© Copyright Ronnette Riley *Architect* 2021

Ronnette Riley *Architect*

494 Eighth Avenue, 15th Floor
New York, NY 10001
T 212 594 4015
F 212 594 2868
www.ronnetteriley.com

MEP Engineer:

Loring Consulting Engineers, Inc.
360 West 31st Street, 14th Floor
New York, NY 10001-2727
T 212-563 7400
www.loringengineers.com
New York City .Washington, DC . Princeton . Durham . Toronto

Structural Engineer:

Silman
32 Old Slip, 10th Floor
New York, NY 10005
T 212-620 7970
www.Silman.com

Rev	Date	Issue
-	11 JUN 2021	SD Submission
-	22 OCT 2021	DD Review
-	23 NOV 2021	Issue for DD 50%
-	4 MAR 2022	Issue for Final DD
-	6 DEC 2022	CD Review
-	28 FEB 2023	CD Final

Title

SANITARY RISER 3RD TO 6TH FL. STACKS 7, 8, 10,11,12

Date	06-11-2021
Project No.	12328.000
Drawing By	JF
CHK By	AS
Scale	NTS

DOB Rev

P-402.00

_ of __

DOB SCAN

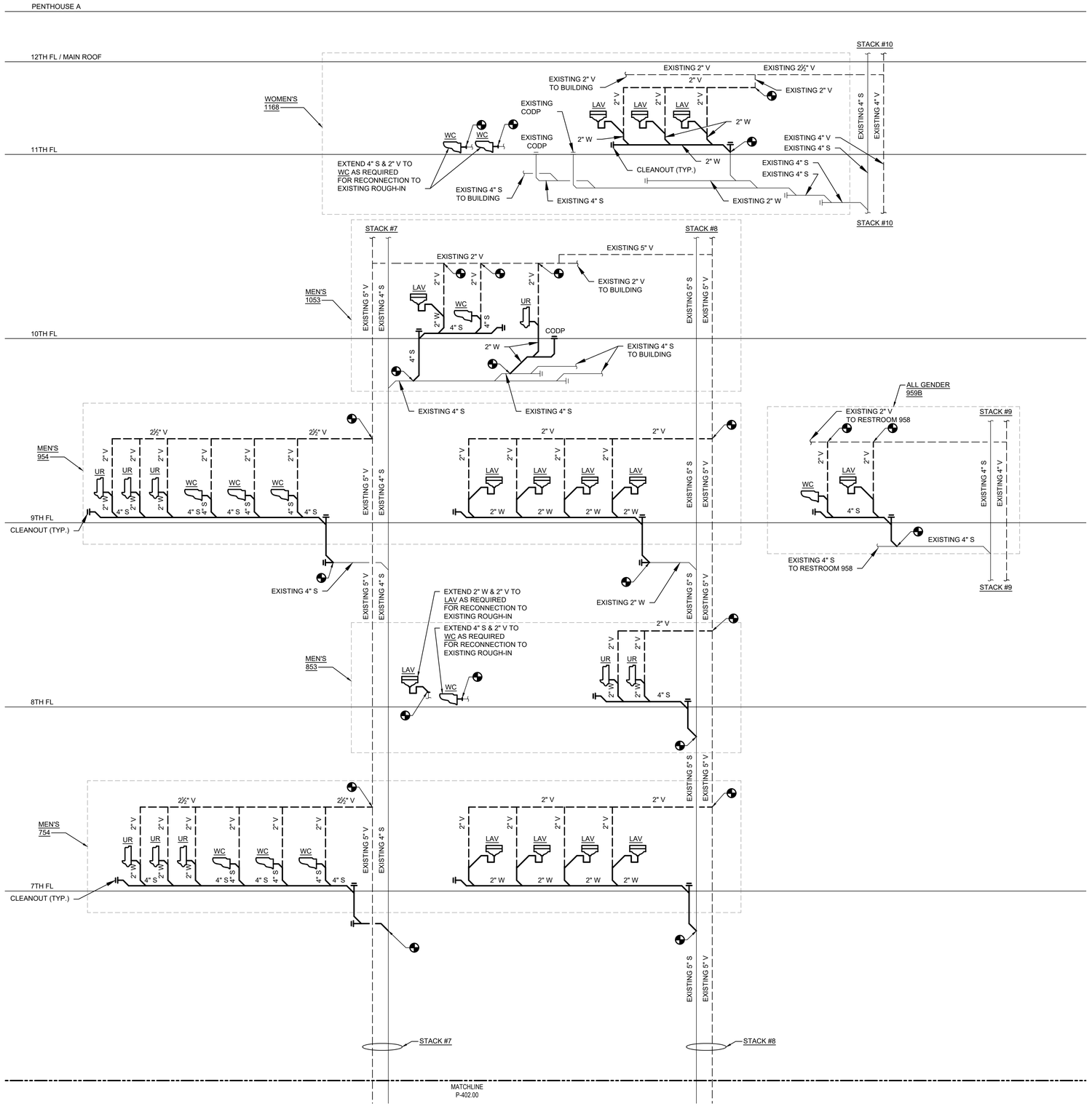

KINGS COUNTY SUPREME COURT BUILDING ACCESSIBILITY RENOVATIONS

360 Adams Street
Brooklyn NY 11201

Conditions

ALL IDEAS, DESIGNS, ARRANGEMENTS AND PLANS INDICATED OR REPRESENTED BY THIS DRAWING ARE OWNED BY, AND THE PROPERTY OF RONNETTE RILEY ARCHITECT AND WERE CREATED, EVOLVED AND DEVELOPED FOR THE USE ON, AND IN CONNECTION WITH THE SPECIFIED PROJECT.
NONE OF SUCH IDEAS, DESIGNS, ARRANGEMENTS OR PLANS SHALL BE USED BY OR DISCLOSED TO ANY PERSON, FIRM OR CORPORATION FOR ANY PURPOSE WHATSOEVER WITHOUT THE WRITTEN PERMISSION OF RONNETTE RILEY ARCHITECT.

© Copyright Ronnette Riley *Architect* 2021

Ronnette Riley *Architect*

494 Eighth Avenue, 15th Floor
New York, NY 10001
T 212 594 4015
F 212 594 2868
www.ronnetteriley.com

MEP Engineer:

Loring Consulting Engineers, Inc.
360 West 31st Street, 14th Floor
New York, NY 10001-2727
T 212-563 7400
www.loringengineers.com
New York City .Washington, DC . Princeton . Durham . Toronto

Structural Engineer:

Silman
32 Old Slip, 10th Floor
New York, NY 10005
T 212-620 7970
www.Silman.com

Rev	Date	Issue
-	11 JUN 2021	SD Submission
-	22 OCT 2021	DD Review
-	23 NOV 2021	Issue for DD 50%
-	4 MAR 2022	Issue for Final DD
-	6 DEC 2022	CD Review
-	28 FEB 2023	CD Final

Title

SANITARY RISER 7TH TO 11TH FL. STACKS 7 TO 10

Date	06-11-2021
Project No.	12328.000
Drawing By	JF
CHK By	AS
Scale	NTS

DOB Rev
P-403.00
_ of __

DOB SCAN

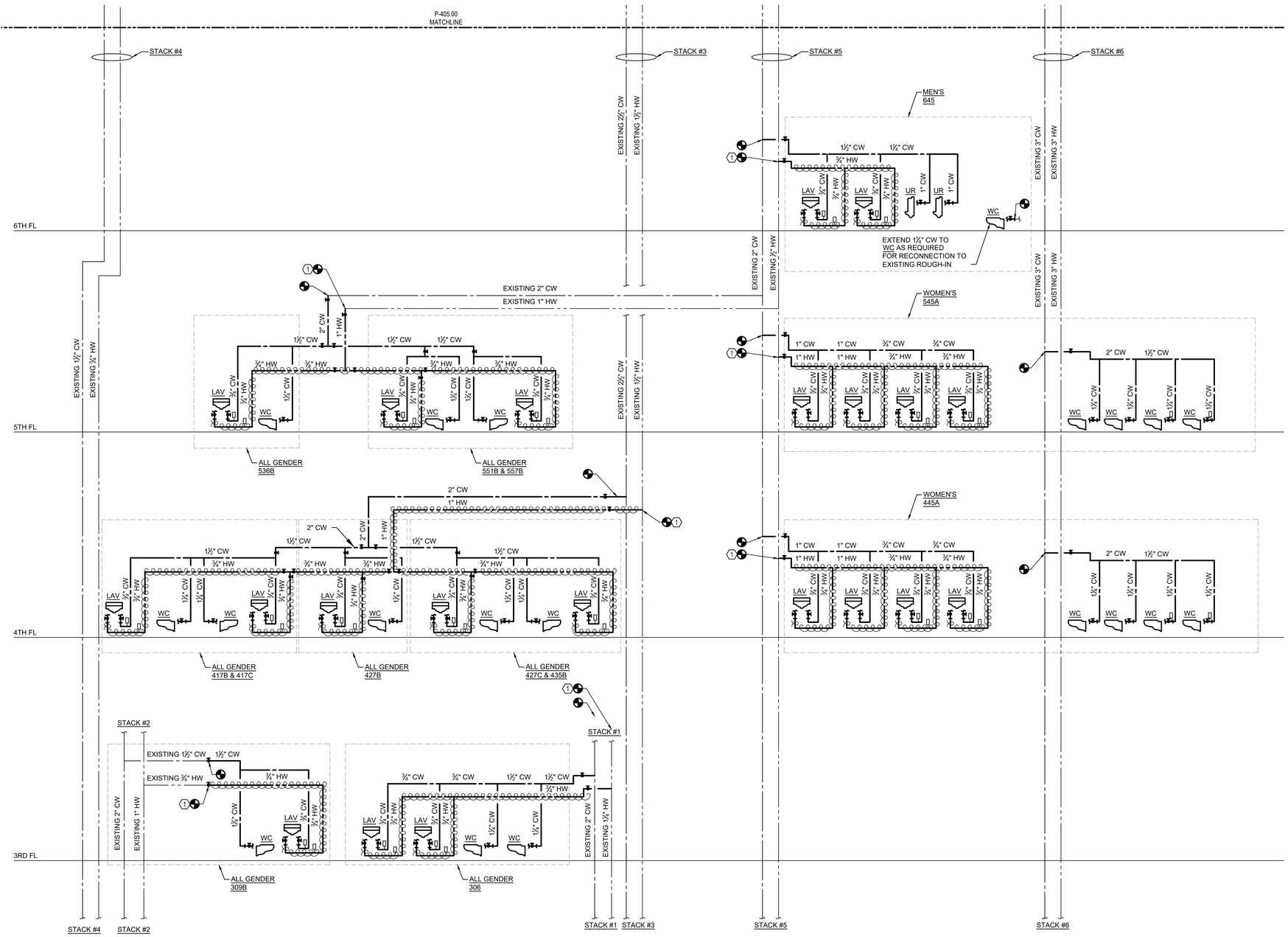

KEY NOTES - CONSTRUCTION PLANS:

1. PROVIDE HWAT FOR ENTIRE LENGTH OF THE HOT WATER PIPING FROM THE EXISTING POINT OF CONNECTION AND TERMINATE AT EACH FIXTURE CONNECTION.

KINGS COUNTY SUPREME COURT BUILDING ACCESSIBILITY RENOVATIONS

360 Adams Street
Brooklyn NY 11201

Conditions

ALL IDEAS, DESIGNS, ARRANGEMENTS AND PLANS INDICATED OR REPRESENTED BY THIS DRAWING ARE OWNED BY, AND THE PROPERTY OF RONNETTE RILEY ARCHITECT AND WERE CREATED, EVOLVED AND DEVELOPED FOR THE USE ON, AND IN CONNECTION WITH THE SPECIFIED PROJECT.
NONE OF SUCH IDEAS, DESIGNS, ARRANGEMENTS OR PLANS SHALL BE USED BY OR DISCLOSED TO ANY PERSON, FIRM OR CORPORATION FOR ANY PURPOSE WHATSOEVER WITHOUT THE WRITTEN PERMISSION OF RONNETTE RILEY ARCHITECT.

© Copyright Ronnette Riley *Architect* 2021

Ronnette Riley *Architect*

494 Eighth Avenue, 15th Floor
New York, NY 10001
T 212 594 4015
F 212 594 2868
www.ronnetteriley.com

MEP Engineer:

Loring Consulting Engineers, Inc.
360 West 31st Street, 14th Floor
New York, NY 10001-2727
T 212-563 7400
www.loringengineers.com
New York City .Washington, DC . Princeton . Durham . Toronto

Structural Engineer:

Silman
32 Old Slip, 10th Floor
New York, NY 10005
T 212-620 7970
www.Silman.com

Rev	Date	Issue
-	11 JUN 2021	SD Submission
-	22 OCT 2021	DD Review
-	23 NOV 2021	Issue for DD 50%
-	4 MAR 2022	Issue for Final DD
-	6 DEC 2022	CD Review
-	28 FEB 2023	CD Final

Title

DOMESTIC WATER RISER
3RD TO 6TH STACKS 1 TO 6

Date	06-11-2021
Project No.	12328.000
Drawing By	JF
CHK By	AS
Scale	NTS

DOB Rev
P-404.00
_ of __

DOB SCAN

KEY NOTES - CONSTRUCTION PLANS:

1. PROVIDE HWAT FOR ENTIRE LENGTH OF THE HOT WATER PIPING FROM THE EXISTING POINT OF CONNECTION AND TERMINATE AT EACH FIXTURE CONNECTION.

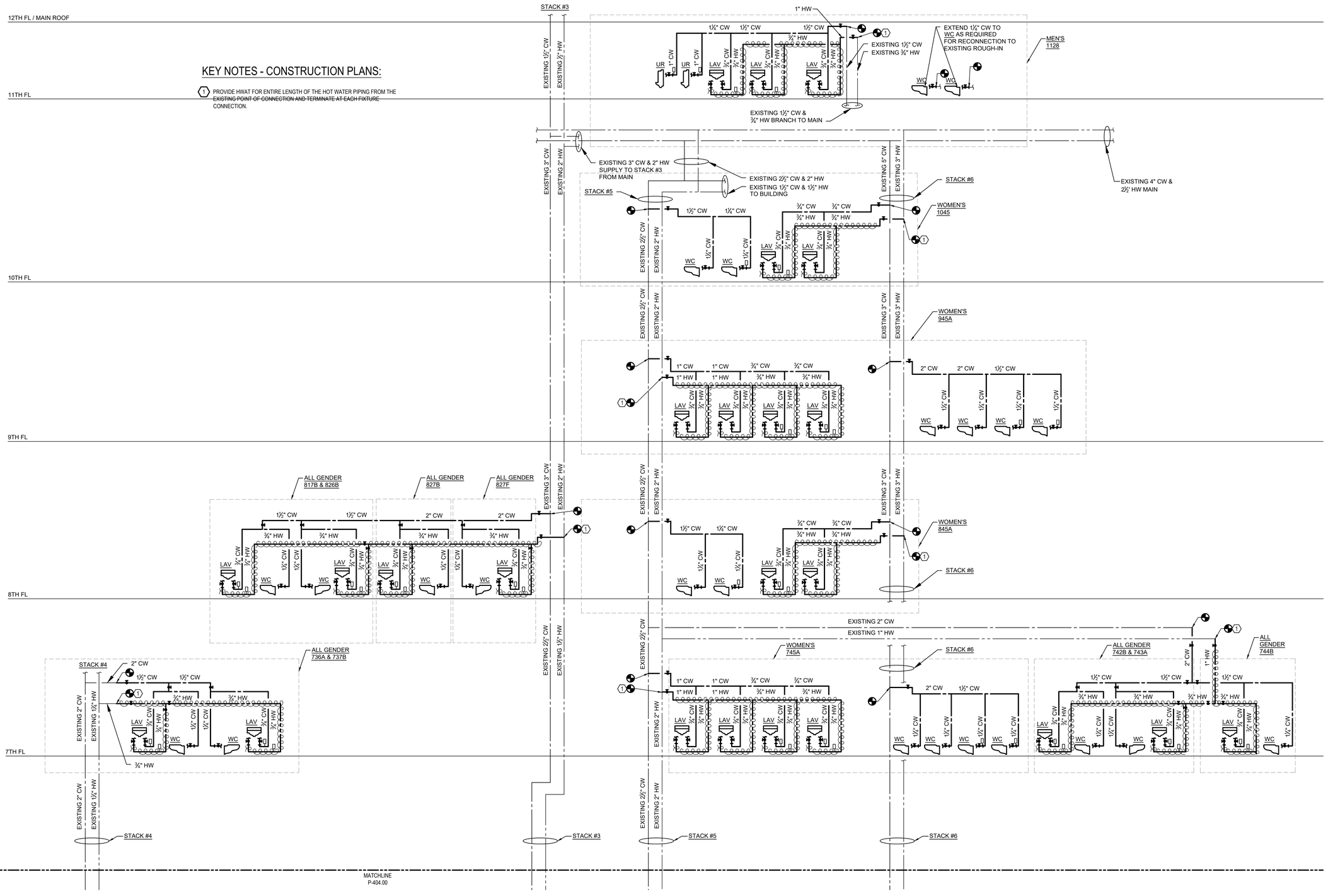

KINGS COUNTY SUPREME COURT BUILDING ACCESSIBILITY RENOVATIONS

360 Adams Street
Brooklyn NY 11201

Conditions

ALL IDEAS, DESIGNS, ARRANGEMENTS AND PLANS INDICATED OR REPRESENTED BY THIS DRAWING ARE OWNED BY, AND THE PROPERTY OF RONNETTE RILEY ARCHITECT AND WERE CREATED, EVOLVED AND DEVELOPED FOR THE USE ON, AND IN CONNECTION WITH THE SPECIFIED PROJECT.
NONE OF SUCH IDEAS, DESIGNS, ARRANGEMENTS OR PLANS SHALL BE USED BY OR DISCLOSED TO ANY PERSON, FIRM OR CORPORATION FOR ANY PURPOSE WHATSOEVER WITHOUT THE WRITTEN PERMISSION OF RONNETTE RILEY ARCHITECT.

© Copyright Ronnette Riley *Architect* 2021

Ronnette Riley *Architect*

494 Eighth Avenue, 15th Floor
New York, NY 10001
T 212 594 4015
F 212 594 2868
www.ronnetteriley.com

MEP Engineer:

Loring Consulting Engineers, Inc.
360 West 31st Street, 14th Floor
New York, NY 10001-2727
T 212-563 7400
www.loringengineers.com
New York City .Washington, DC . Princeton . Durham . Toronto

Structural Engineer:

Silman
32 Old Slip, 10th Floor
New York, NY 10005
T 212-620 7970
www.Silman.com

Rev	Date	Issue
-	11 JUN 2021	SD Submission
-	22 OCT 2021	DD Review
-	23 NOV 2021	Issue for DD 50%
-	4 MAR 2022	Issue for Final DD
-	6 DEC 2022	CD Review
-	28 FEB 2023	CD Final

Title

DOMESTIC WATER RISER 7TH TO 11TH STACKS 3 TO 6

Date	06-11-2021
Project No.	12328.000
Drawing By	JF
CHK By	AS
Scale	NTS

DOB Rev
P-405.00
_ of __

DOB SCAN

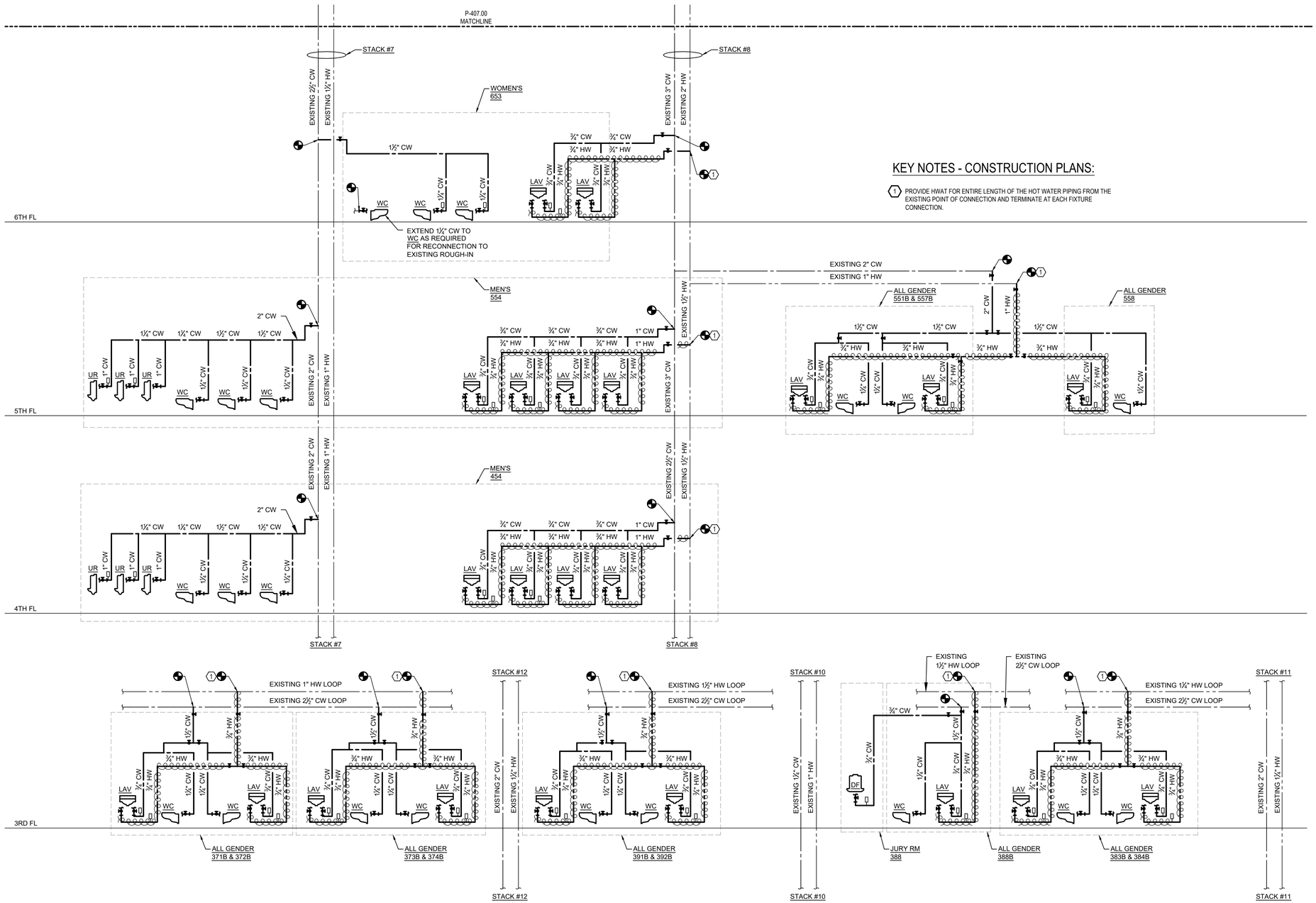

KEY NOTES - CONSTRUCTION PLANS:

1. PROVIDE HWAT FOR ENTIRE LENGTH OF THE HOT WATER PIPING FROM THE EXISTING POINT OF CONNECTION AND TERMINATE AT EACH FIXTURE CONNECTION.

KINGS COUNTY SUPREME COURT BUILDING ACCESSIBILITY RENOVATIONS

360 Adams Street
Brooklyn NY 11201

Conditions

ALL IDEAS, DESIGNS, ARRANGEMENTS AND PLANS INDICATED OR REPRESENTED BY THIS DRAWING ARE OWNED BY, AND THE PROPERTY OF RONNETTE RILEY ARCHITECT AND WERE CREATED, EVOLVED AND DEVELOPED FOR THE USE ON, AND IN CONNECTION WITH THE SPECIFIED PROJECT.
NONE OF SUCH IDEAS, DESIGNS, ARRANGEMENTS OR PLANS SHALL BE USED BY OR DISCLOSED TO ANY PERSON, FIRM OR CORPORATION FOR ANY PURPOSE WHATSOEVER WITHOUT THE WRITTEN PERMISSION OF RONNETTE RILEY ARCHITECT.

© Copyright Ronnette Riley *Architect* 2021

Ronnette Riley *Architect*

494 Eighth Avenue, 15th Floor
New York, NY 10001
T 212 594 4015
F 212 594 2868
www.ronnetteriley.com

MEP Engineer:

Loring Consulting Engineers, Inc.
360 West 31st Street, 14th Floor
New York, NY 10001-2727
T 212-563 7400
www.loringengineers.com
New York City .Washington, DC . Princeton . Durham . Toronto

Structural Engineer:

Silman
32 Old Slip, 10th Floor
New York, NY 10005
T 212-620 7970
www.Silman.com

Rev	Date	Issue
-	11 JUN 2021	SD Submission
-	22 OCT 2021	DD Review
-	23 NOV 2021	Issue for DD 50%
-	4 MAR 2022	Issue for Final DD
-	6 DEC 2022	CD Review
-	28 FEB 2023	CD Final

Title

DOMESTIC WATER 3RD TO 6TH STACKS 7, 8, 10, 11,12

Date	06-11-2021
Project No.	12328.000
Drawing By	JF
CHK By	AS
Scale	NTS

DOB Rev
P-406.00
_ of __

DOB SCAN

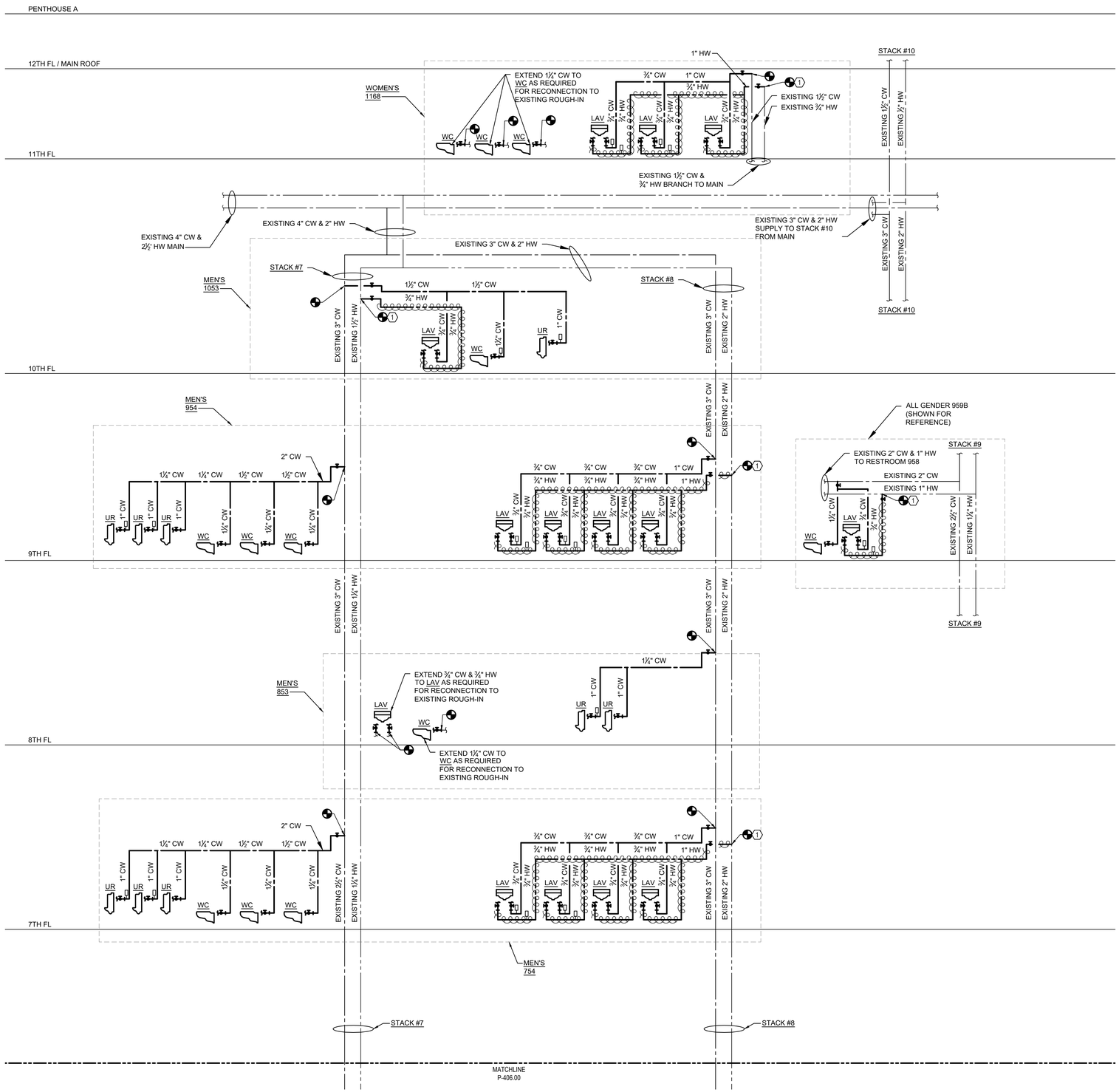

KEY NOTES - CONSTRUCTION PLANS:

1. PROVIDE HWAT FOR ENTIRE LENGTH OF THE HOT WATER PIPING FROM THE EXISTING POINT OF CONNECTION AND TERMINATE AT EACH FIXTURE CONNECTION.

KINGS COUNTY SUPREME COURT BUILDING ACCESSIBILITY RENOVATIONS

360 Adams Street
Brooklyn NY 11201

Conditions

ALL IDEAS, DESIGNS, ARRANGEMENTS AND PLANS INDICATED OR REPRESENTED BY THIS DRAWING ARE OWNED BY, AND THE PROPERTY OF RONNETTE RILEY ARCHITECT AND WERE CREATED, EVOLVED AND DEVELOPED FOR THE USE ON, AND IN CONNECTION WITH THE SPECIFIED PROJECT.
NONE OF SUCH IDEAS, DESIGNS, ARRANGEMENTS OR PLANS SHALL BE USED BY OR DISCLOSED TO ANY PERSON, FIRM OR CORPORATION FOR ANY PURPOSE WHATSOEVER WITHOUT THE WRITTEN PERMISSION OF RONNETTE RILEY ARCHITECT.

© Copyright Ronnette Riley *Architect* 2021

Ronnette Riley *Architect*

494 Eighth Avenue, 15th Floor
New York, NY 10001
T 212 594 4015
F 212 594 2868
www.ronnetteriley.com

MEP Engineer:

Loring Consulting Engineers, Inc.
360 West 31st Street, 14th Floor
New York, NY 10001-2727
T 212-563 7400
www.loringengineers.com
New York City .Washington, DC . Princeton . Durham . Toronto

Structural Engineer:

Silman
32 Old Slip, 10th Floor
New York, NY 10005
T 212-620 7970
www.Silman.com

Rev	Date	Issue
-	11 JUN 2021	SD Submission
-	22 OCT 2021	DD Review
-	23 NOV 2021	Issue for DD 50%
-	4 MAR 2022	Issue for Final DD
-	6 DEC 2022	CD Review
-	28 FEB 2023	CD Final

Title

DOMESTIC WATER RISER
7TH TO 11TH STACKS 7 TO 10

Date	06-11-2021
Project No.	12328.000
Drawing By	JF
CHK By	AS
Scale	NTS

DOB Rev
P-407.00
_ of __

DOB SCAN

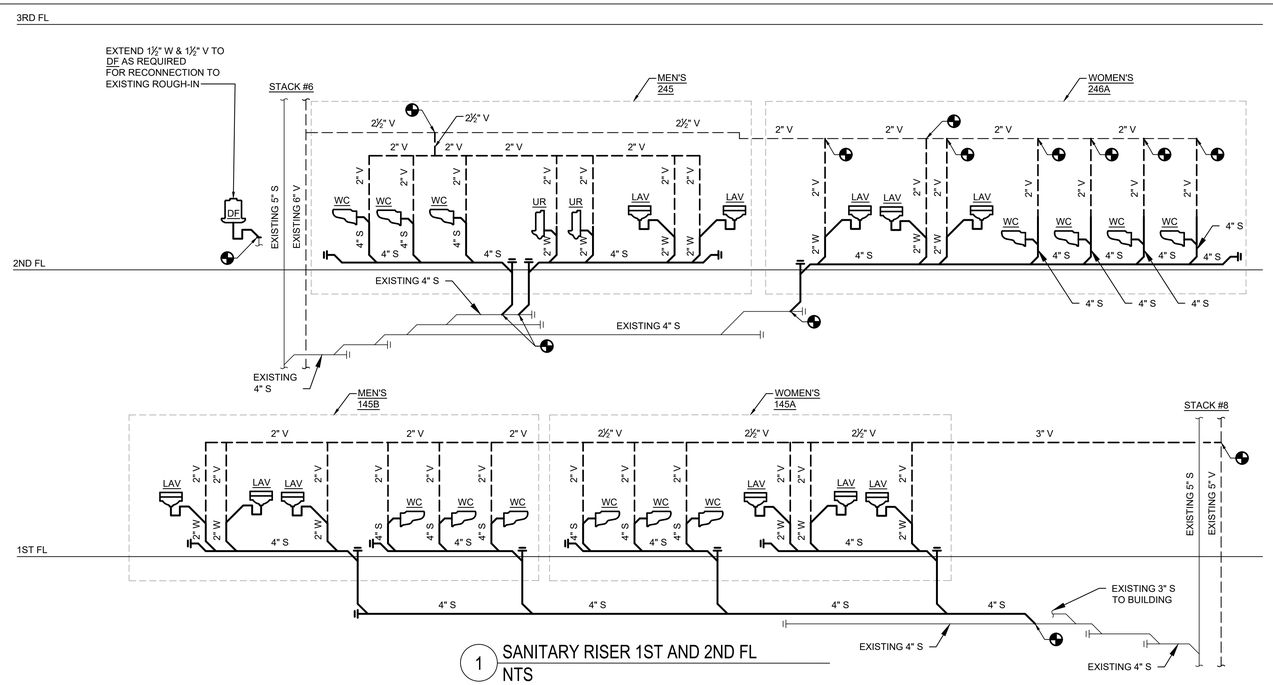

KEY NOTES - CONSTRUCTION PLANS:

1. PROVIDE HWAT FOR ENTIRE LENGTH OF THE HOT WATER PIPING FROM THE EXISTING POINT OF CONNECTION AND TERMINATE AT EACH FIXTURE CONNECTION.

KINGS COUNTY SUPREME COURT BUILDING ACCESSIBILITY RENOVATIONS

360 Adams Street
Brooklyn NY 11201

Conditions

ALL IDEAS, DESIGNS, ARRANGEMENTS AND PLANS INDICATED OR REPRESENTED BY THIS DRAWING ARE OWNED BY, AND THE PROPERTY OF RONNETTE RILEY ARCHITECT AND WERE CREATED, EVOLVED AND DEVELOPED FOR THE USE ON, AND IN CONNECTION WITH THE SPECIFIED PROJECT.
NONE OF SUCH IDEAS, DESIGNS, ARRANGEMENTS OR PLANS SHALL BE USED BY OR DISCLOSED TO ANY PERSON, FIRM OR CORPORATION FOR ANY PURPOSE WHATSOEVER WITHOUT THE WRITTEN PERMISSION OF RONNETTE RILEY ARCHITECT.

© Copyright Ronnette Riley *Architect* 2021

Ronnette Riley *Architect*

494 Eighth Avenue, 15th Floor
New York, NY 10001
T 212 594 4015
F 212 594 2868
www.ronnetteriley.com

MEP Engineer:

Loring Consulting Engineers, Inc.
360 West 31st Street, 14th Floor
New York, NY 10001-2727
T 212-563 7400
www.loringengineers.com
New York City .Washington, DC . Princeton . Durham . Toronto

Structural Engineer:

Silman
32 Old Slip, 10th Floor
New York, NY 10005
T 212-620 7970
www.Silman.com

Rev	Date	Issue
-	11 JUN 2021	SD Submission
-	22 OCT 2021	DD Review
-	23 NOV 2021	Issue for DD 50%
-	4 MAR 2022	Issue for Final DD
-	6 DEC 2022	CD Review
-	28 FEB 2023	CD Final

Title

PLUMBING
1ST & 2ND FL RISERS

Date	06-11-2021
Project No.	12328.000
Drawing By	JF
CHK By	AS
Scale	NTS

DOB Rev
P-408.00
_ of __

DOB SCAN

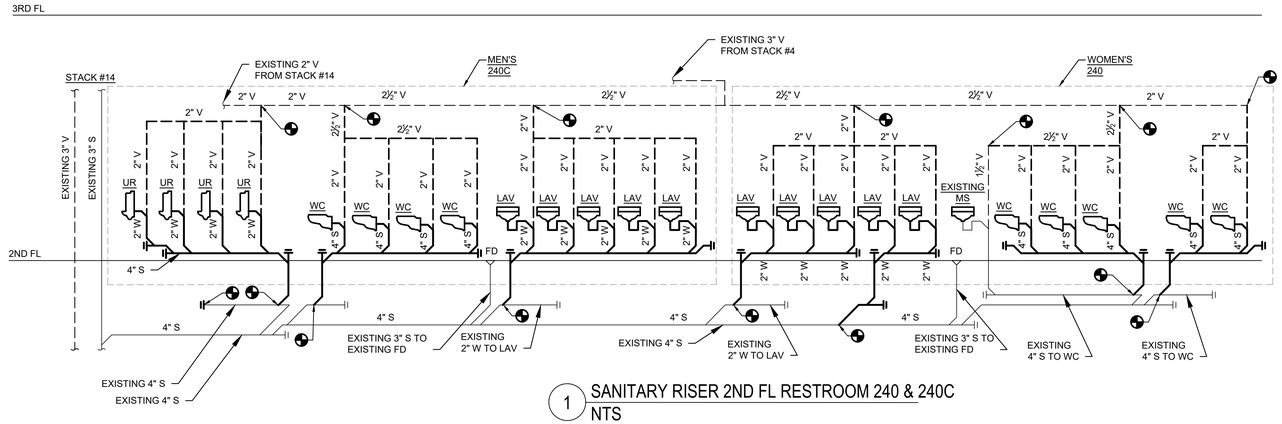

1 SANITARY RISER 2ND FL RESTROOM 240 & 240C
NTS

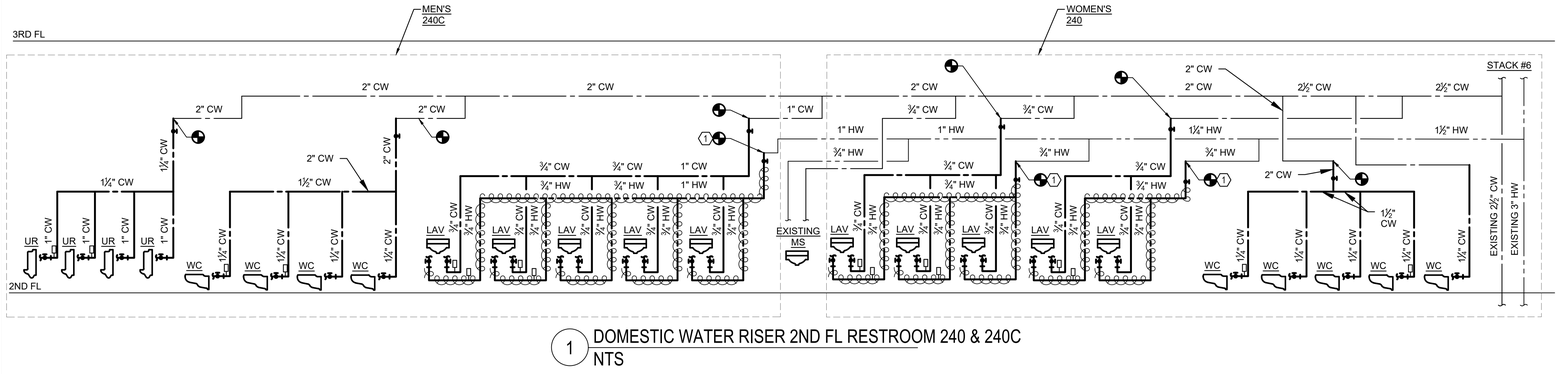

1 DOMESTIC WATER RISER 2ND FL RESTROOM 240 & 240C
NTS

KEY NOTES - CONSTRUCTION PLANS:

1. PROVIDE HWAT FOR ENTIRE LENGTH OF THE HOT WATER PIPING FROM THE EXISTING POINT OF CONNECTION AND TERMINATE AT EACH FIXTURE CONNECTION.

KINGS COUNTY SUPREME COURT BUILDING ACCESSIBILITY RENOVATIONS

360 Adams Street
Brooklyn NY 11201

Conditions

ALL IDEAS, DESIGNS, ARRANGEMENTS AND PLANS INDICATED OR REPRESENTED BY THIS DRAWING ARE OWNED BY, AND THE PROPERTY OF RONNETTE RILEY ARCHITECT AND WERE CREATED, EVOLVED AND DEVELOPED FOR THE USE ON, AND IN CONNECTION WITH THE SPECIFIED PROJECT.
NONE OF SUCH IDEAS, DESIGNS, ARRANGEMENTS OR PLANS SHALL BE USED BY OR DISCLOSED TO ANY PERSON, FIRM OR CORPORATION FOR ANY PURPOSE WHATSOEVER WITHOUT THE WRITTEN PERMISSION OF RONNETTE RILEY ARCHITECT.

© Copyright Ronnette Riley *Architect* 2021

Ronnette Riley *Architect*

494 Eighth Avenue, 15th Floor
New York, NY 10001
T 212 594 4015
F 212 594 2868
www.ronnetteriley.com

MEP Engineer:

Loring Consulting Engineers, Inc.
360 West 31st Street, 14th Floor
New York, NY 10001-2727
T 212-563 7400
www.loringengineers.com
New York City .Washington, DC . Princeton . Durham . Toronto

Structural Engineer:

Silman
32 Old Slip, 10th Floor
New York, NY 10005
T 212-620 7970
www.Silman.com

Rev	Date	Issue
-	11 JUN 2021	SD Submission
-	22 OCT 2021	DD Review
-	23 NOV 2021	Issue for DD 50%
-	4 MAR 2022	Issue for Final DD
-	6 DEC 2022	CD Review
-	28 FEB 2023	CD Final

Title

PLUMBING 2ND FL RESTROOM 240 & 240C RISERS

Date	06-11-2021
Project No.	12328.000
Drawing By	JF
CHK By	AS
Scale	NTS

DOB Rev

P-409.00

_ of __

DOB SCAN

SYMBOLS

----------	EXISTING PIPING TO BE REMOVED
————	SPRINKLER SYSTEM PIPING
————►	DIRECTION ARROW
——— 4" ———○	PIPE-UP UNLESS OTHERWISE NOTED
——— 4" ———⊖	PIPE DROP UNLESS OTHERWISE NOTED
———⊙———	TOP CONNECTION
———⊖———	BOTTOM CONNECTION
————▷	CAPPED OUTLET
LOW HIGH	DROP OR RISE
	NEW CONNECTION
◑	POINT OF DISCONNECTION FROM EXISTING
◕	POINT OF NEW CONNECTION TO EXISTING
(#)	SHEET KEYNOTE DESIGNATION
⊠	UPRIGHT SPRINKLER HEAD (SHOWN FOR REFERENCE)
⊛	CONCEALED SPRINKLER HEAD (SHOWN FOR REFERENCE)

ABBREVIATIONS

AFF	ABOVE FINISHED FLOOR
BD	BELOW DUCT
BOB	BOTTOM OF BEAM
BOD	BOTTOM OF DUCT
BOP	BOTTOM OF THE PIPE
CH	CEILING HEIGHT
DN	DOWN
DR	DRAIN
DWG	DRAWING
EL	ELEVATION
F	FIRE SERVICE
FCVA	FLOOR CONTROL VALVE ASSEMBLY
FDC	FIRE DEPARTMENT CONNECTION
FHR	FIRE HOSE RACK
FP	FIRE PROTECTION
FSP	FIRE STAND PIPE
NTS	NOT TO SCALE
PA	PRE-ACTION
QTY	QUANTITY
SPR	SPRINKLER
SQ.FT.	SQUARE FOOT (FEET)
TCSP	TEMPORARY CORE SPRINKLER PROTECTION
TEMP	TEMPERATURE
TS	TAMPER SWITCH
TYP	TYPICAL
UL	UNDERWRITERS LABORATORY

NOTES:

1. SYMBOLS AND ABBREVIATIONS INDICATED ARE NOT NECESSARILY WITHIN THE SCOPE.

SPECIAL INSPECTION ITEMS:

REQUIRED SPECIAL INSPECTIONS:	CODE/SECTION
SPRINKLER SYSTEMS	BC 1704.23
FIRE-RESISTANT PENETRATIONS AND JOINTS	BC 1704.27

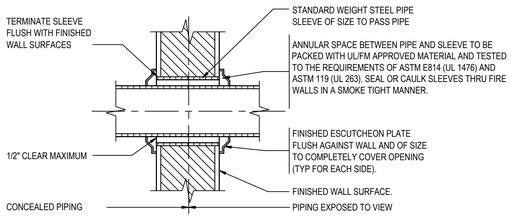

DETAIL OF PIPE PENETRATING THRU FIRE RATED WALL

NOT TO SCALE

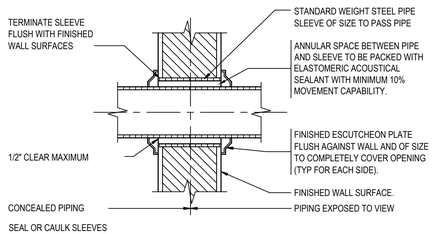

DETAIL OF PIPE PENETRATING THRU NON FIRE RATED WALL

NOT TO SCALE

SPRINKLER NOTES

1. CONTRACTOR SHALL VERIFY ALL DIMENSIONS AND JOB CONDITIONS AND SHALL REPORT TO ENGINEER ANY DISCREPANCIES OR OMISSIONS THAT WOULD INTERFERE WITH SATISFACTORY COMPLETION OF THE WORK.
2. THE CONTRACTOR SHALL BE RESPONSIBLE FOR REVIEWING A FULL SET OF BID DOCUMENTS AND VISIT THE SITE TO MAKE THEMSELVES AWARE OF THE TOTAL JOB BEFORE SUBMITTING THE PRICE, FAILURE TO COMPLY SHALL NOT HOLD THE OWNER RESPONSIBLE FOR ANY ADDITIONAL COST.
3. CONTRACTOR SHALL BE RESPONSIBLE FOR ARRANGING WITH FACILITY'S BUILDING MANAGEMENT FOR HANDLING MATERIALS, AS WELL AS FOR ALLOWABLE WORKING HOURS AND DELIVERIES.
4. CONTRACTOR SHALL SUBMIT ALL SHOP DRAWINGS AND MANUFACTURERS' CUTS AND SAMPLES TO ARCHITECT PRIOR TO COMMENCEMENT OF SUCH WORK.
5. THE CONTRACTOR SHALL INDICATE ON THE SHOP DRAWING THAT ALL PIPING LAYOUTS ARE COORDINATED WITH THE M.E.P. AND STRUCTURAL CONDITIONS. INCLUDE ON EACH WORKING DRAWING LAYOUT CERTIFICATE, THAT ALL RELATED CONDITIONS HAVE BEEN CHECKED, AND THAT NO CONFLICT EXISTS. SUBMISSION WILL NOT BE APPROVED WITHOUT SUCH CERTIFICATION.
7. DRAWINGS ARE NOT TO BE SCALED.
8. CONTRACTOR SHALL COMPLY WITH ALL NEW YORK CITY BUILDING DEPARTMENT AND REGULATORY AGENCIES AND CODE REQUIREMENTS. CONTRACTOR SHALL BE RESPONSIBLE FOR SECURING ALL NECESSARY PERMITS AND APPROVALS OF ALL TRADES.
9. CONTRACTOR SHALL EXERCISE EXTREME CARE IN PROTECTING AREAS ADJACENT TO CONSTRUCTION AREAS SHALL FULLY PROTECT THEM FROM ANY DAMAGE RESULTING FROM CONTRACTOR'S WORKMEN, SUBCONTRACTORS OR AGENTS, AND SHALL BE RESPONSIBLE FOR REPAIRING, CLEANING OR REPLACING ANY SUCH DAMAGE.
10. ALL DIMENSIONS GIVEN ARE FINISH DIMENSIONS UNLESS OTHERWISE STATED.
11. UNLESS SPECIFICALLY STATED OTHERWISE, CONTRACTOR SHALL FURNISH ALL LABOR, MATERIALS, APPURTENANCES, EQUIPMENT AND SERVICES TO COMPLETE ALL WORK AS INDICATED ON DRAWINGS AND/OR SPECIFIED ON NOTES.
12. UNLESS SPECIFICALLY STATED OTHERWISE, CONTRACTOR SHALL FOLLOW MANUFACTURER'S DIRECTIONS, INSTRUCTIONS AND RECOMMENDATIONS FOR ALL MATERIALS AND PROCESSES USED IN THIS CONTRACT.
13. AUTOMATIC SPRINKLER PIPES SHALL BE INSTALLED SUCH THAT FUTURE SPRINKLER HEAD INSTALLATION CAN BE DONE WITHOUT PIPING WORK.
14. PROVIDE SPRINKLER PIPE UNDER DUCTS OVER 4'-0" IN WIDTH IN AREAS WITHOUT HUNG CEILING.
15. LOCATE ALL HORIZONTAL PIPING ABOVE SUSPENDED CEILING, UNLESS THERE IS NO CEILING.
16. ACCESS DOORS SHALL BE PROVIDED ADJACENT TO ALL VALVES.
17. EACH CONTRACTOR IS RESPONSIBLE TO PROVIDE ALL PENETRATIONS, CUTTING, PATCHING, SLEEVES, AND FIRE-STOPPING REQUIRED TO COMPLETE THE INSTALLATION OF ALL WORK INCLUDED UNDER THEIR CONTRACT IN ACCORDANCE WITH THE FIRE EGRESS AND SECURITY PLAN DRAWINGS AND IN ACCORDANCE WITH DIVISION 16.
18. UPON COMPLETION OF THE WORK, CONTRACTOR SHALL COMPLETELY CLEAN THE CONSTRUCTION AREA SUITABLE FOR THE OWNER'S USE, INCLUDING REMOVAL OF ALL LABELS (AFTER ARCHITECT'S INSPECTION), CLEANING OF ALL THE EQUIPMENT, CONSTRUCTION WORK, WINDOWS AND OTHER WORK, NEW AND OLD, IN THAT CONSTRUCTION AREA.
19. BUILDING DEPARTMENT APPROVED PLANS SHALL BE TURNED OVER TO OWNER AT THE COMPLETION OF THE JOB.
20. AT THE FINAL COMPLETION OF THE JOB, CONTRACTOR SHALL SUBMIT TO THE FACILITY AND TO ENGINEER A NOTARIZED AFFIDAVIT STATING COMPLIANCE WITH ALL PROVISIONS OF THIS CONTRACT, INCLUDING ALL NOTES, EXCEPT FOR THOSE CHANGES SPECIFICALLY APPROVED IN WRITING BY THE ARCHITECT.
21. CONTRACTOR SHALL GUARANTEE ALL WORK PERFORMED UNDER THIS CONTRACT FOR ONE YEAR, STARTING FROM DATE OF FINAL ACCEPTANCE OF ALL WORK.
22. CONTRACTOR SHALL PROVIDE AND INSTALL ALL FITTINGS AND PIPING REQUIRED TO MODIFY EXISTING SPRINKLER PIPING DESIGNATED AS EXISTING TO REMAIN IF IN CONFLICT WITH NEW MEP EQUIPMENT OR NEW ARCHITECTURAL FEATURES.
23. THE MINIMUM SPRINKLER BRANCH PIPE SIZE SHALL BE 1".

2022 NYC BUILDING DEPARTMENT SPRINKLER NOTES

1. AUTOMATIC SPRINKLER SYSTEM SHALL COMPLY WITH SEC. 903 & APPENDIX Q OF NYC BUILDING CODE & NFPA 13-2016.
2. CONSTRUCTION DOCUMENTS FOR AUTOMATIC SPRINKLER SYSTEMS SHALL CONTAIN PLANS THAT INCLUDE THE INFORMATION AND DATA LISTED IN SEC. 903.1.2 OF NYC BUILDING CODE.
3. APPROVED AUTOMATIC SPRINKLER SYSTEM IN NEW BUILDINGS AND STRUCTURES SHALL BE PROVIDED IN THE LOCATIONS DESCRIBED IN SEC. 903.2.1 THROUGH 903.2.13 OF NYC BUILDING CODE.
4. AUTOMATIC SPRINKLER SYSTEM SHALL BE DESIGNED AND INSTALLED IN ACCORDANCE WITH SEC. 903.3.1 THROUGH 903.3.8 OF NYC BUILDING CODE.
5. WHERE THE PROVISIONS OF NYC BUILDING CODE REQUIRE THAT A BUILDING OR PORTION BE EQUIPPED THROUGHOUT WITH AN AUTOMATIC SPRINKLER SYSTEM IN ACCORDANCE WITH SEC. 903.3.1.1, SPRINKLERS SHALL BE INSTALLED THROUGHOUT IN ACCORDANCE WITH NFPA 13 EXCEPT AS PROVIDED IN SECTIONS 903.3.1.1.1 AND 903.2 OF NYC BUILDING CODE.
6. SPRINKLERS SHALL NOT BE OMITTED FROM ANY ROOM MERELY BECAUSE IT IS OF FIRE-RESISTANCE-RATED CONSTRUCTION OR CONTAINS ELECTRICAL EQUIPMENT AS PER SEC. 903.3.1.1.1 OF THE NYC BUILDING CODE.
7. WHERE AUTOMATIC SPRINKLER SYSTEM ARE REQUIRED BY NYC BUILDING CODE, QUICK-RESPONSE OR RESIDENTIAL AUTOMATIC SPRINKLERS SHALL BE INSTALLED IN THE AREAS LISTED IN SEC. 903.3.2 OF NYC BUILDING CODE.
8. THE DOCUMENTS OR PORTIONS THERE OF LISTED IN CHAPTER 2 OF NFPA 13-2016 ARE REFERENCED WITHIN NFPA-13 AND SHALL BE CONSIDERED PART OF THE REQUIREMENTS OF THIS DOCUMENT.
9. OCCUPANCY CLASSIFICATION SHALL COMPLY WITH CHAPTER 5 OF NFPA 13-2016.
10. PROTECTION REQUIREMENTS FOR MIXED COMMODITIES SHALL BE ACCORDANCE WITH SEC. 5.6.1.2 OF NFPA 13-2016.
11. TYPES OF HANGERS SHALL BE IN ACCORDANCE WITH THE REQUIREMENT OF SEC. 9.1. OF NFPA 13-2016.
12. MAXIMUM DISTANCE BETWEEN HANGERS SHALL COMPLY WITH TABLE 9.2.2.1(a) OR TABLE 9.2.2.1(b) OF NFPA 13-2016.
13. A SPRINKLER SYSTEM IN ACCORDANCE WITH THIS STANDARD SHALL BE PROPERLY INSPECTED, TESTED AND ACCORDANCE WITH NFPA 25-2016 AND NYC FIRE CODE.
14. SYSTEM WORKING PRESSURE SHALL BE HYDROSTATICALLY TESTED AT 200PSI AND SHALL MAINTAIN THAT PRESSURE WITHOUT LOSS FOR 1 HOUR, PER NFPA 13-2016 SEC. 25.2.1.1 AND APPENDIX Q OF NYC BUILDING CODE.
15. ALL SPRINKLER AND COMBINED SPRINKLER/STANDPIPE FIRE PROTECTION SYSTEM PIPING (NEW AND EXISTING) SHALL BE PAINTED IN ACCORDANCE WITH NYC BUILDING CODE SEC. 903.6. ALL EXPOSED OR CONCEALED (AND EXPOSED DURING CONSTRUCTION) SPRINKLER AND COMBINED SPRINKLER/STANDPIPE SYSTEM PIPING SHALL BE PAINTED RED. DEDICATED SPRINKLER SYSTEM VALVE HANDLES SHALL BE PAINTED GREEN. COMBINED SPRINKLER/ STANDPIPE SYSTEM VALVE HANDLES SHALL BE PAINTED YELLOW.

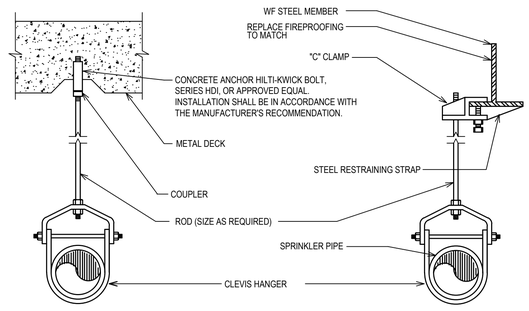

NOTES:

1. CLEVIS HANGERS REQUIRED ON PIPING LARGER THAN 1"
2. GENERAL PURPOSE HANGERS MAY BE USED ON 1" SPRINKLER PIPING ONLY.

TYPICAL HANGER

NOT TO SCALE

KINGS COUNTY SUPREME COURT BUILDING ACCESSIBILITY RENOVATIONS

360 Adams Street
Brooklyn NY 11201

Conditions

ALL IDEAS, DESIGNS, ARRANGEMENTS AND PLANS INDICATED OR REPRESENTED BY THIS DRAWING ARE OWNED BY, AND THE PROPERTY OF RONNETTE RILEY ARCHITECT AND WERE CREATED, EVOLVED AND DEVELOPED FOR THE USE ON, AND IN CONNECTION WITH THE SPECIFIED PROJECT.
NONE OF SUCH IDEAS, DESIGNS, ARRANGEMENTS OR PLANS SHALL BE USED BY OR DISCLOSED TO ANY PERSON, FIRM OR CORPORATION FOR ANY PURPOSE WHATSOEVER WITHOUT THE WRITTEN PERMISSION OF RONNETTE RILEY ARCHITECT.

© Copyright Ronnette Riley *Architect* 2021

Ronnette Riley *Architect*

494 Eighth Avenue, 15th Floor
New York, NY 10001
T 212 594 4015
F 212 594 2868
www.ronnetteriley.com

MEP Engineer:

Loring Consulting Engineers, Inc.
360 West 31st Street, 14th Floor
New York, NY 10001-2727
T 212-563 7400
www.loringengineers.com
New York City .Washington, DC . Princeton . Durham . Toronto

Structural Engineer:

Silman
32 Old Slip, 10th Floor
New York, NY 10005
T 212-620 7970
www.Silman.com

Rev	Date	Issue
-	11 JUN 2021	SD Submission
-	22 OCT 2021	DD Review
-	23 NOV 2021	Issue for DD 50%
-	4 MAR 2022	Issue for Final DD
-	6 DEC 2022	CD Review
-	28 FEB 2023	CD Final

Title

SPRINKLER SYMBOLS, ABBREV. AND NOTES

Date	06-11-2021
Project No.	12328.000
Drawing By	JF
CHK By	AS
Scale	-

DOB Rev

SP-001.00

_ of __

DOB SCAN

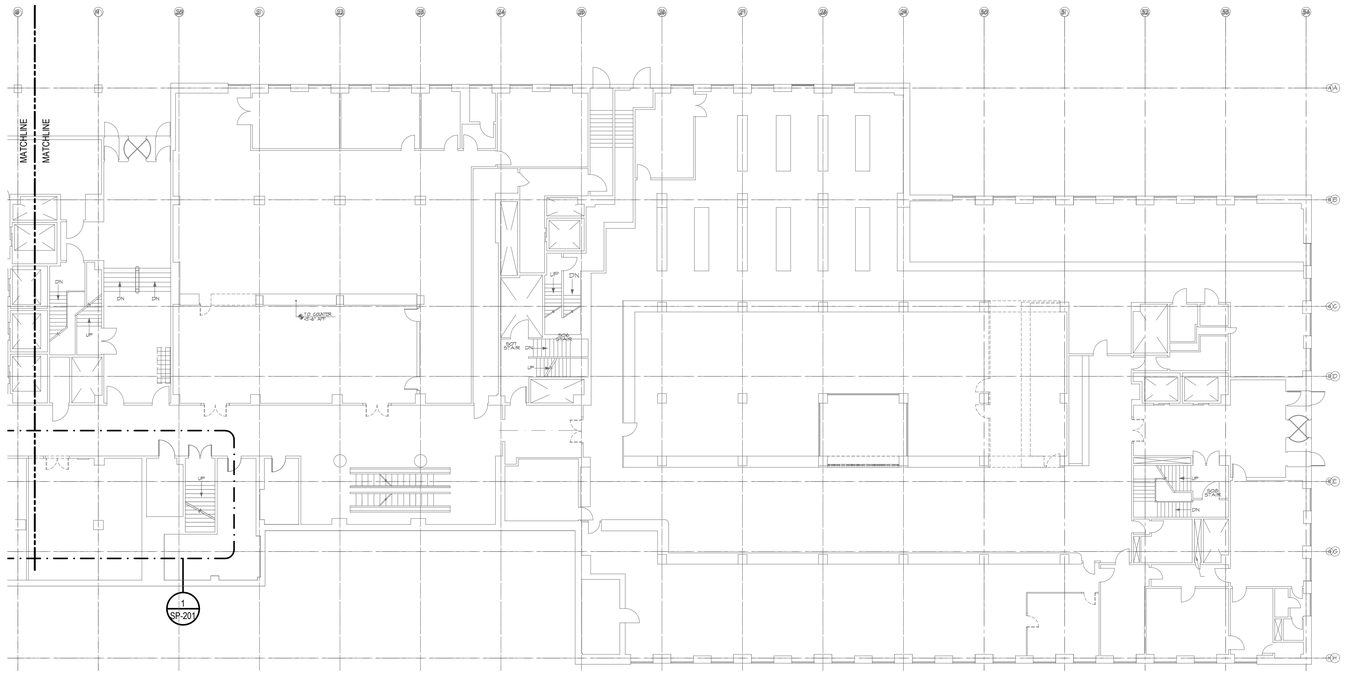

1 1ST FLOOR KEYPLAN
1/16"=1'-0"

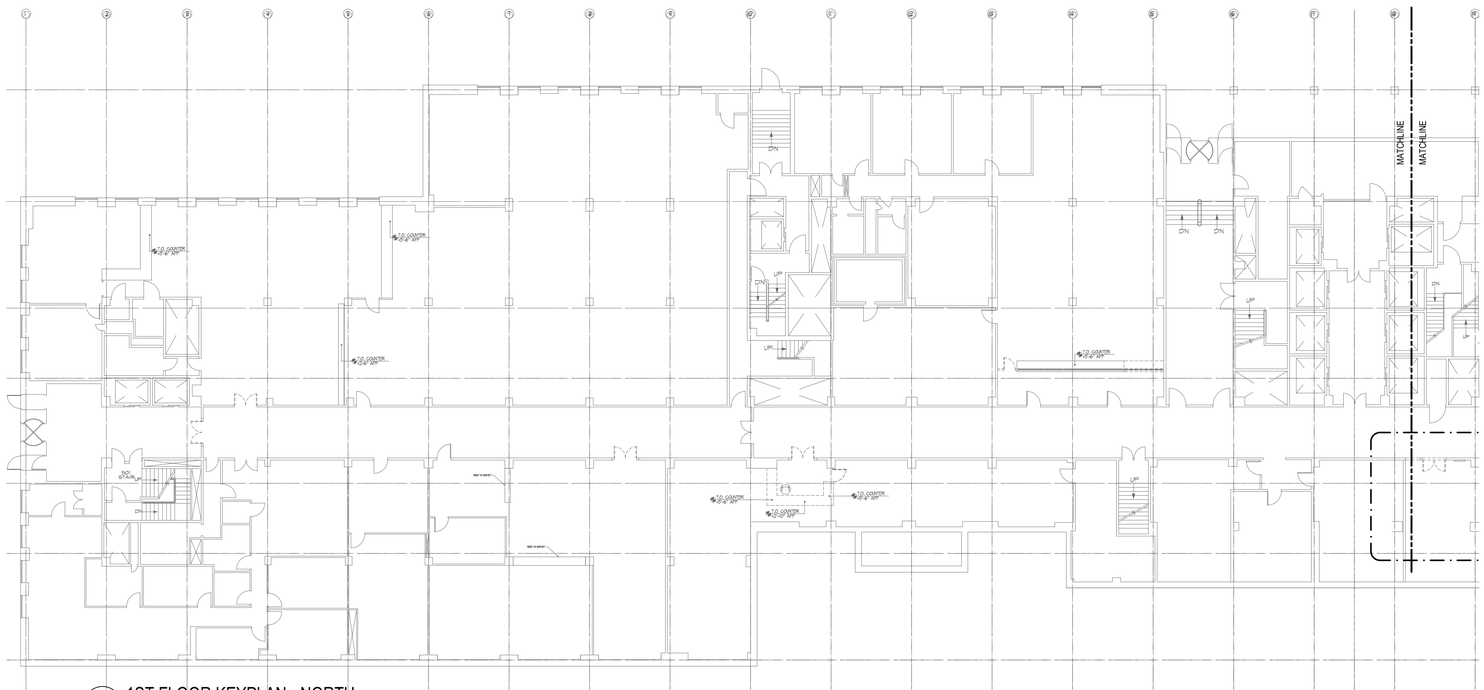

1 1ST FLOOR KEYPLAN - NORTH
1/16"=1'-0"

N 0 8 16 32 FEET

KINGS COUNTY SUPREME COURT BUILDING ACCESSIBILITY RENOVATIONS

360 Adams Street
Brooklyn NY 11201

Conditions

ALL IDEAS, DESIGNS, ARRANGEMENTS AND PLANS INDICATED OR REPRESENTED BY THIS DRAWING ARE OWNED BY, AND THE PROPERTY OF RONNETTE RILEY ARCHITECT AND WERE CREATED, EVOLVED AND DEVELOPED FOR THE USE ON, AND IN CONNECTION WITH THE SPECIFIED PROJECT.
NONE OF SUCH IDEAS, DESIGNS, ARRANGEMENTS OR PLANS SHALL BE USED BY OR DISCLOSED TO ANY PERSON, FIRM OR CORPORATION FOR ANY PURPOSE WHATSOEVER WITHOUT THE WRITTEN PERMISSION OF RONNETTE RILEY ARCHITECT.

© Copyright Ronnette Riley *Architect* 2021

Ronnette Riley *Architect*

494 Eighth Avenue, 15th Floor
New York, NY 10001
T 212 594 4015
F 212 594 2868
www.ronnetteriley.com

MEP Engineer:

Loring Consulting Engineers, Inc.
360 West 31st Street, 14th Floor
New York, NY 10001-2727
T 212-563 7400
www.loringengineers.com
New York City .Washington, DC . Princeton . Durham . Toronto

Structural Engineer:

Silman
32 Old Slip, 10th Floor
New York, NY 10005
T 212-620 7970
www.Silman.com

Rev	Date	Issue
-	11 JUN 2021	SD Submission
-	22 OCT 2021	DD Review
-	23 NOV 2021	Issue for DD 50%
-	4 MAR 2022	Issue for Final DD
-	6 DEC 2022	CD Review
-	28 FEB 2023	CD Final

Title

SPRINKLER 1ST FLOOR KEY PLAN

Date	06-11-2021
Project No.	12328.000
Drawing By	JF
CHK By	AS
Scale	ASNOTED

DOB Rev
SP-101.00
_ of ___

DOB SCAN

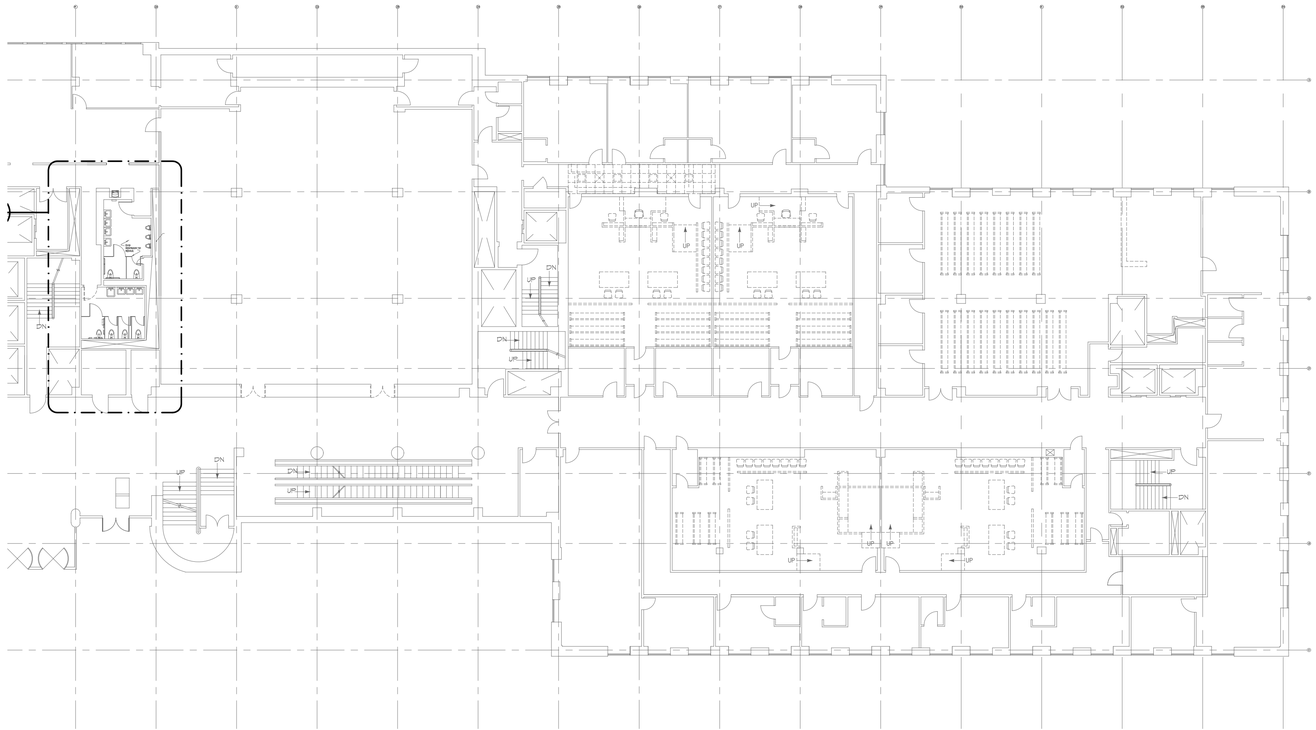

2 2ND FLOOR KEYPLAN - SOUTH
1/16"=1'-0"

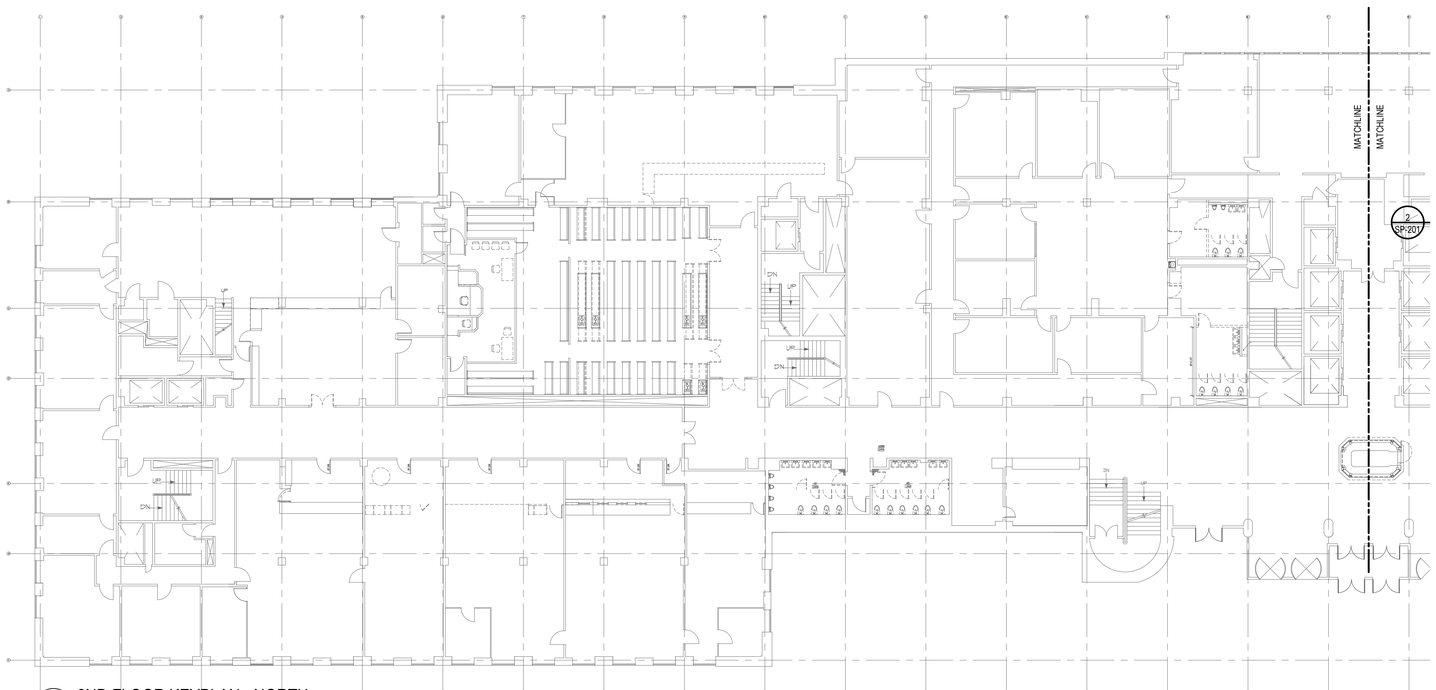

1 2ND FLOOR KEYPLAN - NORTH
1/16"=1'-0"

N 0 8 16 32 FEET

KINGS COUNTY SUPREME COURT BUILDING ACCESSIBILITY RENOVATIONS

360 Adams Street
Brooklyn NY 11201

Conditions

ALL IDEAS, DESIGNS, ARRANGEMENTS AND PLANS INDICATED OR REPRESENTED BY THIS DRAWING ARE OWNED BY, AND THE PROPERTY OF RONNETTE RILEY ARCHITECT AND WERE CREATED, EVOLVED AND DEVELOPED FOR THE USE ON, AND IN CONNECTION WITH THE SPECIFIED PROJECT.
NONE OF SUCH IDEAS, DESIGNS, ARRANGEMENTS OR PLANS SHALL BE USED BY OR DISCLOSED TO ANY PERSON, FIRM OR CORPORATION FOR ANY PURPOSE WHATSOEVER WITHOUT THE WRITTEN PERMISSION OF RONNETTE RILEY ARCHITECT.

© Copyright Ronnette Riley *Architect* 2021

Ronnette Riley *Architect*

494 Eighth Avenue, 15th Floor
New York, NY 10001
T 212 594 4015
F 212 594 2868
www.ronnetteriley.com

MEP Engineer:

Loring Consulting Engineers, Inc.
360 West 31st Street, 14th Floor
New York, NY 10001-2727
T 212-563 7400
www.loringengineers.com
New York City .Washington, DC . Princeton . Durham . Toronto

Structural Engineer:

Silman
32 Old Slip, 10th Floor
New York, NY 10005
T 212-620 7970
www.Silman.com

Rev	Date	Issue
-	11 JUN 2021	SD Submission
-	22 OCT 2021	DD Review
-	23 NOV 2021	Issue for DD 50%
-	4 MAR 2022	Issue for Final DD
-	6 DEC 2022	CD Review
-	28 FEB 2023	CD Final

Title

SPRINKLER 2ND FLOOR KEY PLAN

Date	06-11-2021
Project No.	12328.000
Drawing By	JF
CHK By	AS
Scale	-

DOB Rev
SP-102.00
_ of ___

DOB SCAN

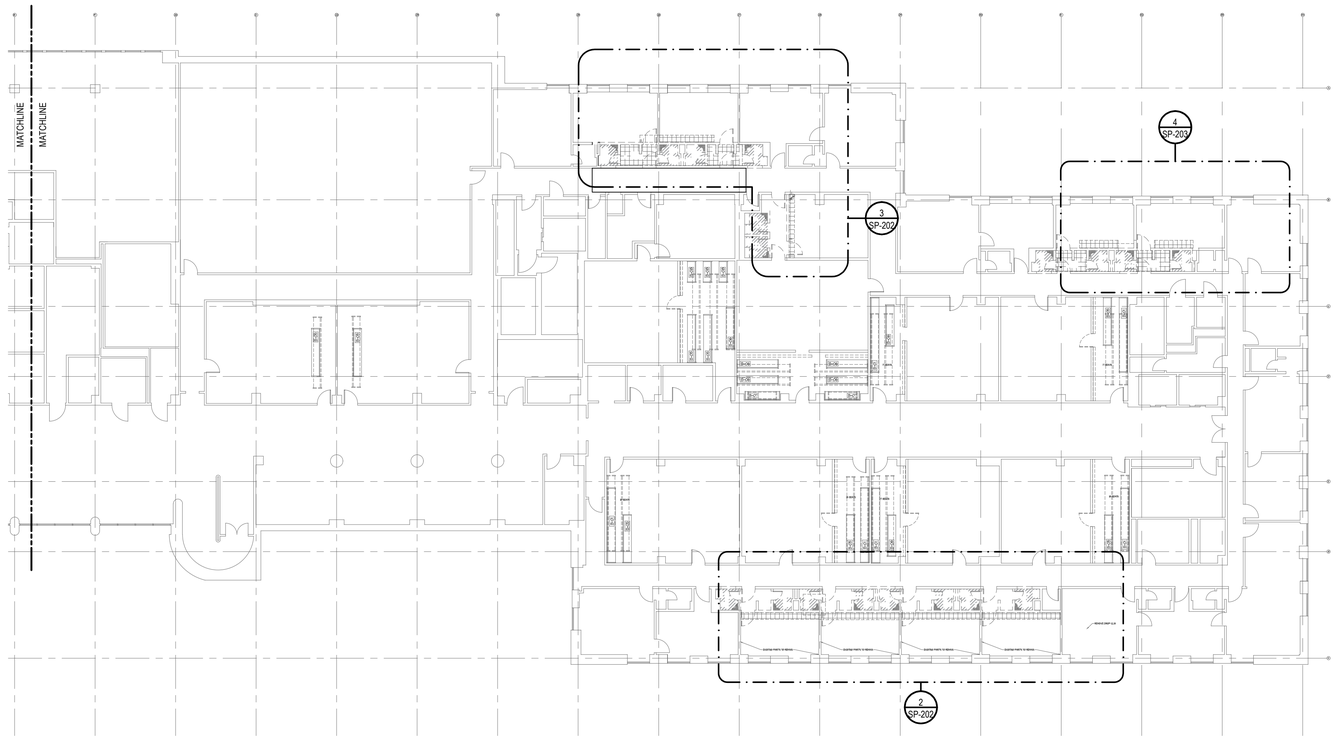

2 3RD FLOOR KEYPLAN - SOUTH
1/16"=1'-0"



1 3RD FLOOR KEYPLAN - NORTH
1/16"=1'-0"

N 0 8 16 32 FEET

KINGS COUNTY SUPREME COURT BUILDING ACCESSIBILITY RENOVATIONS

360 Adams Street
Brooklyn NY 11201

Conditions

ALL IDEAS, DESIGNS, ARRANGEMENTS AND PLANS INDICATED OR REPRESENTED BY THIS DRAWING ARE OWNED BY, AND THE PROPERTY OF RONNETTE RILEY ARCHITECT AND WERE CREATED, EVOLVED AND DEVELOPED FOR THE USE ON, AND IN CONNECTION WITH THE SPECIFIED PROJECT.
NONE OF SUCH IDEAS, DESIGNS, ARRANGEMENTS OR PLANS SHALL BE USED BY OR DISCLOSED TO ANY PERSON, FIRM OR CORPORATION FOR ANY PURPOSE WHATSOEVER WITHOUT THE WRITTEN PERMISSION OF RONNETTE RILEY ARCHITECT.

© Copyright Ronnette Riley *Architect* 2021

Ronnette Riley *Architect*

494 Eighth Avenue, 15th Floor
New York, NY 10001
T 212 594 4015
F 212 594 2868
www.ronnetteriley.com

MEP Engineer:

Loring Consulting Engineers, Inc.
360 West 31st Street, 14th Floor
New York, NY 10001-2727
T 212-563 7400
www.loringengineers.com
New York City .Washington, DC . Princeton . Durham . Toronto

Structural Engineer:

Silman
32 Old Slip, 10th Floor
New York, NY 10005
T 212-620 7970
www.Silman.com

Rev	Date	Issue
-	11 JUN 2021	SD Submission
-	22 OCT 2021	DD Review
-	23 NOV 2021	Issue for DD 50%
-	4 MAR 2022	Issue for Final DD
-	6 DEC 2022	CD Review
-	28 FEB 2023	CD Final

Title

SPRINKLER 3RD FLOOR KEY PLAN

Date	06-11-2021
Project No.	12328.000
Drawing By	JF
CHK By	AS
Scale	AS NOTED

DOB Rev
SP-103.00
_ of __

DOB SCAN

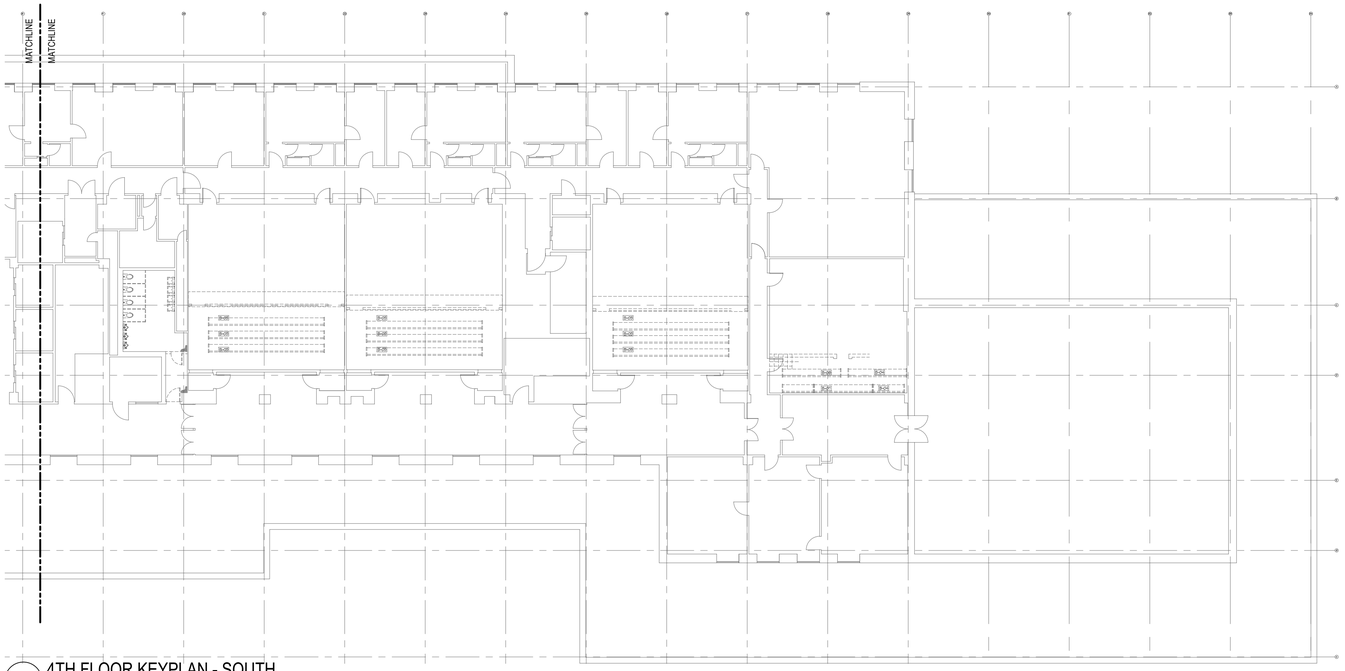

2 4TH FLOOR KEYPLAN - SOUTH
1/16"=1'-0"

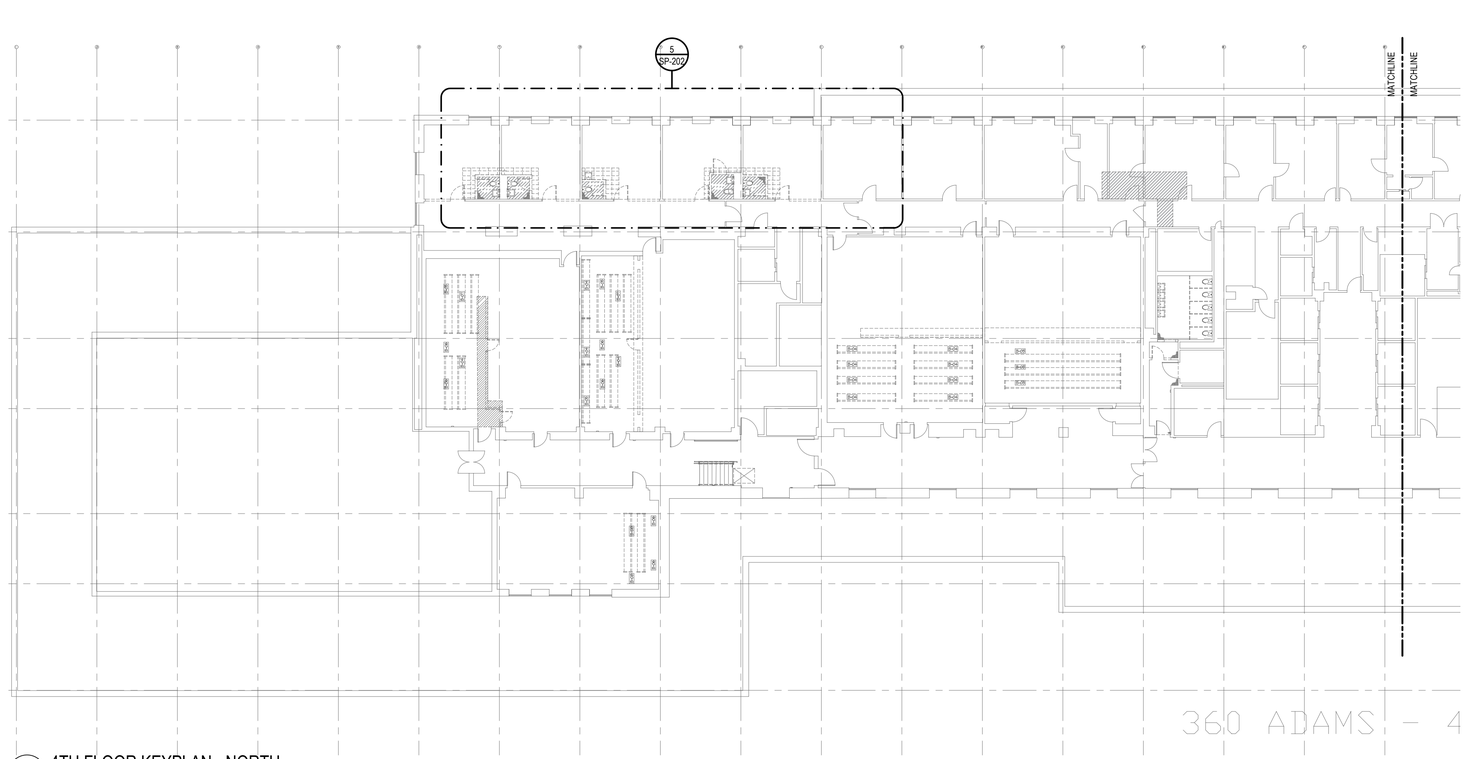

1 4TH FLOOR KEYPLAN - NORTH
1/16"=1'-0"

N 0 8 16 32 FEET

KINGS COUNTY SUPREME COURT BUILDING ACCESSIBILITY RENOVATIONS

360 Adams Street
Brooklyn NY 11201

Conditions

ALL IDEAS, DESIGNS, ARRANGEMENTS AND PLANS INDICATED OR REPRESENTED BY THIS DRAWING ARE OWNED BY, AND THE PROPERTY OF RONNETTE RILEY ARCHITECT AND WERE CREATED, EVOLVED AND DEVELOPED FOR THE USE ON, AND IN CONNECTION WITH THE SPECIFIED PROJECT.
NONE OF SUCH IDEAS, DESIGNS, ARRANGEMENTS OR PLANS SHALL BE USED BY OR DISCLOSED TO ANY PERSON, FIRM OR CORPORATION FOR ANY PURPOSE WHATSOEVER WITHOUT THE WRITTEN PERMISSION OF RONNETTE RILEY ARCHITECT.

© Copyright Ronnette Riley *Architect* 2021

Ronnette Riley *Architect*

494 Eighth Avenue, 15th Floor
New York, NY 10001
T 212 594 4015
F 212 594 2868
www.ronnetteriley.com

MEP Engineer:

Loring Consulting Engineers, Inc.
360 West 31st Street, 14th Floor
New York, NY 10001-2727
T 212-563 7400
www.loringengineers.com
New York City .Washington, DC . Princeton . Durham . Toronto

Structural Engineer:

Silman
32 Old Slip, 10th Floor
New York, NY 10005
T 212-620 7970
www.Silman.com

Rev	Date	Issue
-	11 JUN 2021	SD Submission
-	22 OCT 2021	DD Review
-	23 NOV 2021	Issue for DD 50%
-	4 MAR 2022	Issue for Final DD
-	6 DEC 2022	CD Review
-	28 FEB 2023	CD Final

Title

SPRINKLER 4TH FLOOR KEY PLAN

Date	06-11-2021
Project No.	12328.000
Drawing By	JF
CHK By	AS
Scale	AS NOTED

SP-104.00 DOB Rev

_ of __

DOB SCAN

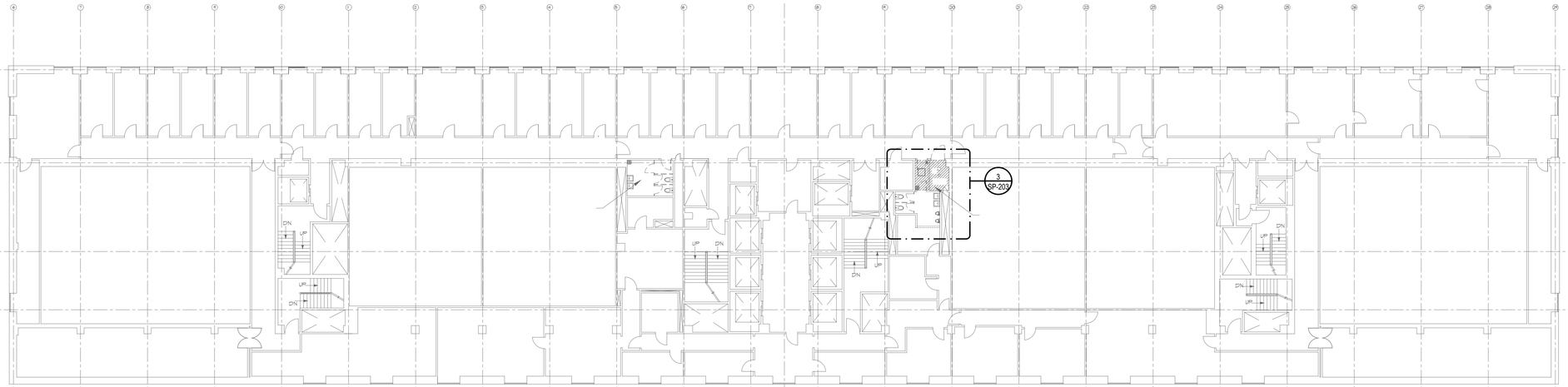

2 6TH FLOOR KEYPLAN
1/16"=1'-0"

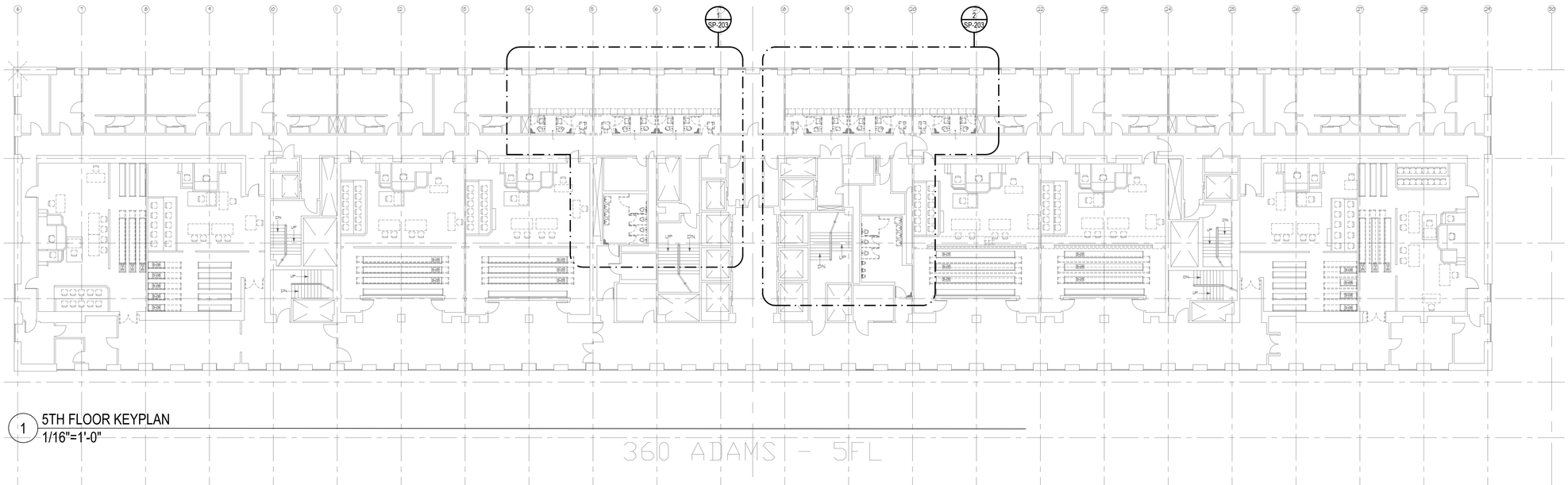

1 5TH FLOOR KEYPLAN
1/16"=1'-0"

N 0 8 16 32 FEET

KINGS COUNTY SUPREME COURT BUILDING ACCESSIBILITY RENOVATIONS

360 Adams Street
Brooklyn NY 11201

Conditions

ALL IDEAS, DESIGNS, ARRANGEMENTS AND PLANS INDICATED OR REPRESENTED BY THIS DRAWING ARE OWNED BY, AND THE PROPERTY OF RONNETTE RILEY ARCHITECT AND WERE CREATED, EVOLVED AND DEVELOPED FOR THE USE ON, AND IN CONNECTION WITH THE SPECIFIED PROJECT.
NONE OF SUCH IDEAS, DESIGNS, ARRANGEMENTS OR PLANS SHALL BE USED BY OR DISCLOSED TO ANY PERSON, FIRM OR CORPORATION FOR ANY PURPOSE WHATSOEVER WITHOUT THE WRITTEN PERMISSION OF RONNETTE RILEY ARCHITECT.

© Copyright Ronnette Riley *Architect* 2021

Ronnette Riley *Architect*

494 Eighth Avenue, 15th Floor
New York, NY 10001
T 212 594 4015
F 212 594 2868
www.ronnetteriley.com

MEP Engineer:

Loring Consulting Engineers, Inc.
360 West 31st Street, 14th Floor
New York, NY 10001-2727
T 212-563 7400
www.loringengineers.com
New York City .Washington, DC . Princeton . Durham . Toronto

Structural Engineer:

Silman
32 Old Slip, 10th Floor
New York, NY 10005
T 212-620 7970
www.Silman.com

Rev	Date	Issue
-	11 JUN 2021	SD Submission
-	22 OCT 2021	DD Review
-	23 NOV 2021	Issue for DD 50%
-	4 MAR 2022	Issue for Final DD
-	6 DEC 2022	CD Review
-	28 FEB 2023	CD Final

Title

SPRINKLER 5TH AND 6TH FLOOR KEY PLAN

Date	06-11-2021
Project No.	12328.000
Drawing By	JF
CHK By	AS
Scale	AS NOTED

DOB Rev
SP-105.00
_ of ___

DOB SCAN

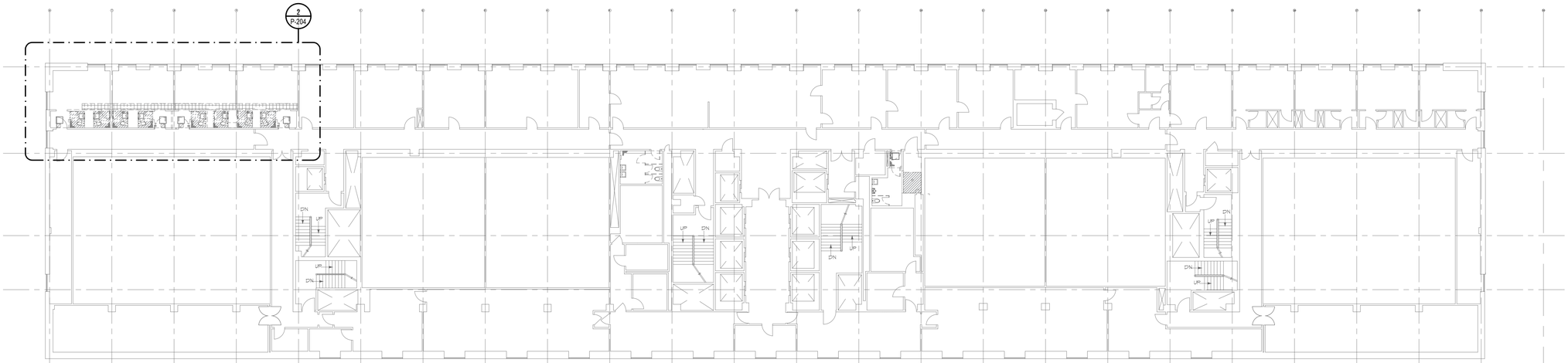

2 8TH FLOOR KEYPLAN
1/16"=1'-0"

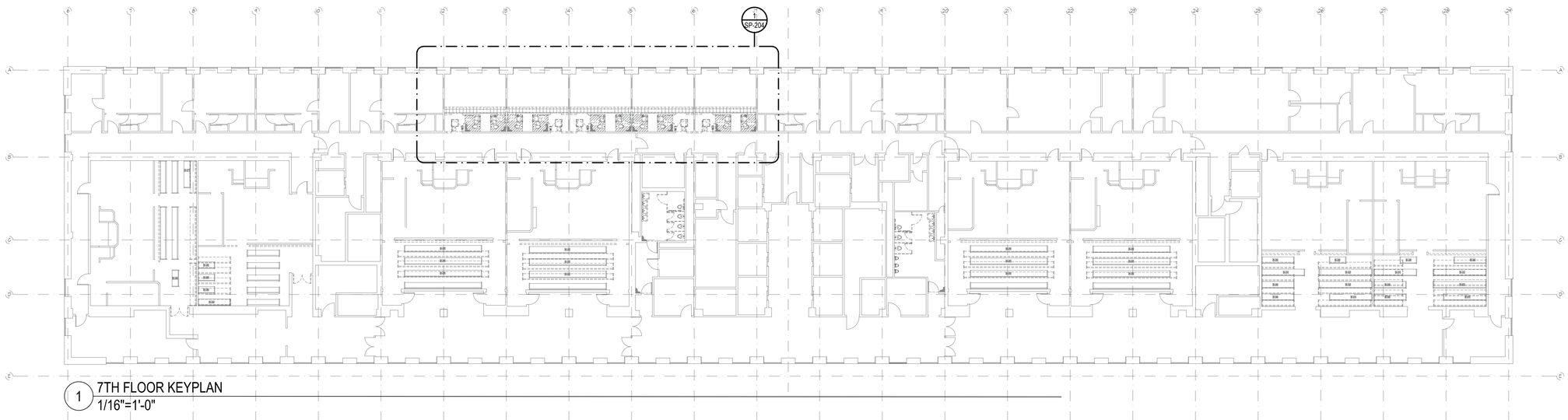

1 7TH FLOOR KEYPLAN
1/16"=1'-0"

N 0 8 16 32 FEET

KINGS COUNTY SUPREME COURT BUILDING ACCESSIBILITY RENOVATIONS

360 Adams Street
Brooklyn NY 11201

Conditions

ALL IDEAS, DESIGNS, ARRANGEMENTS AND PLANS INDICATED OR REPRESENTED BY THIS DRAWING ARE OWNED BY, AND THE PROPERTY OF RONNETTE RILEY ARCHITECT AND WERE CREATED, EVOLVED AND DEVELOPED FOR THE USE ON, AND IN CONNECTION WITH THE SPECIFIED PROJECT.
NONE OF SUCH IDEAS, DESIGNS, ARRANGEMENTS OR PLANS SHALL BE USED BY OR DISCLOSED TO ANY PERSON, FIRM OR CORPORATION FOR ANY PURPOSE WHATSOEVER WITHOUT THE WRITTEN PERMISSION OF RONNETTE RILEY ARCHITECT.

© Copyright Ronnette Riley *Architect* 2021

Ronnette Riley *Architect*

494 Eighth Avenue, 15th Floor
New York, NY 10001
T 212 594 4015
F 212 594 2868
www.ronnetteriley.com

MEP Engineer:

Loring Consulting Engineers, Inc.
360 West 31st Street, 14th Floor
New York, NY 10001-2727
T 212-563 7400
www.loringengineers.com
New York City .Washington, DC . Princeton . Durham . Toronto

Structural Engineer:

Silman
32 Old Slip, 10th Floor
New York, NY 10005
T 212-620 7970
www.Silman.com

Rev	Date	Issue
-	11 JUN 2021	SD Submission
-	22 OCT 2021	DD Review
-	23 NOV 2021	Issue for DD 50%
-	4 MAR 2022	Issue for Final DD
-	6 DEC 2022	CD Review
-	28 FEB 2023	CD Final

Title

SPRINKLER 7TH AND 8TH FLOOR KEY PLAN

Date	06-11-2021
Project No.	12328.000
Drawing By	JF
CHK By	AS
Scale	AS NOTED

DOB Rev
SP-106.00
_ of ___

DOB SCAN

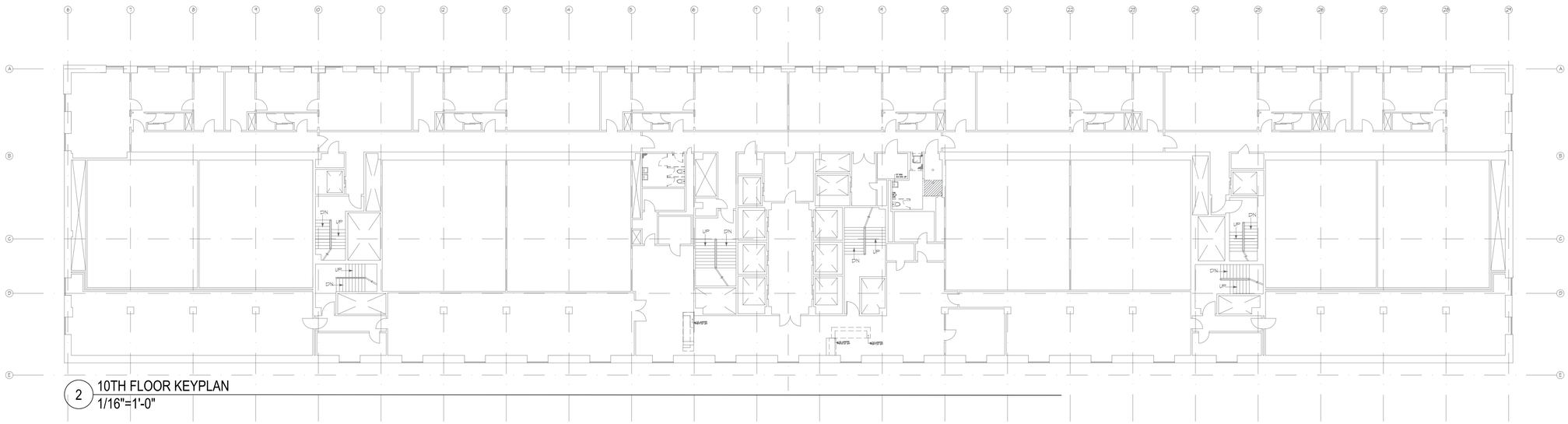

2 10TH FLOOR KEYPLAN
1/16"=1'-0"

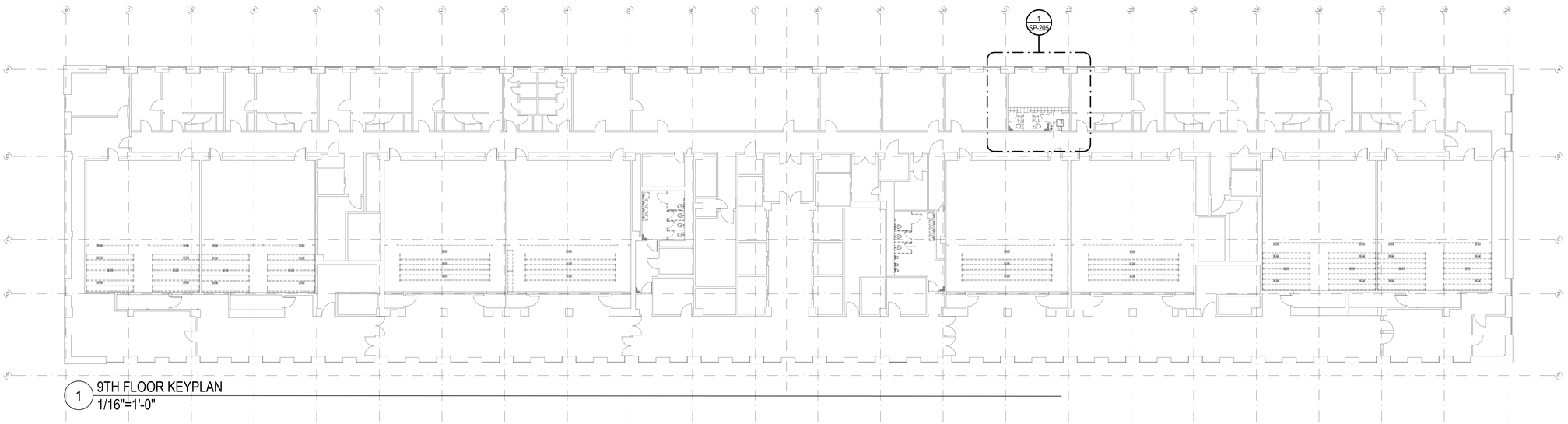

1 9TH FLOOR KEYPLAN
1/16"=1'-0"

N 0 8 16 32 FEET

KINGS COUNTY SUPREME COURT BUILDING ACCESSIBILITY RENOVATIONS

360 Adams Street
Brooklyn NY 11201

Conditions

ALL IDEAS, DESIGNS, ARRANGEMENTS AND PLANS INDICATED OR REPRESENTED BY THIS DRAWING ARE OWNED BY, AND THE PROPERTY OF RONNETTE RILEY ARCHITECT AND WERE CREATED, EVOLVED AND DEVELOPED FOR THE USE ON, AND IN CONNECTION WITH THE SPECIFIED PROJECT.
NONE OF SUCH IDEAS, DESIGNS, ARRANGEMENTS OR PLANS SHALL BE USED BY OR DISCLOSED TO ANY PERSON, FIRM OR CORPORATION FOR ANY PURPOSE WHATSOEVER WITHOUT THE WRITTEN PERMISSION OF RONNETTE RILEY ARCHITECT.

© Copyright Ronnette Riley *Architect* 2021

Ronnette Riley *Architect*

494 Eighth Avenue, 15th Floor
New York, NY 10001
T 212 594 4015
F 212 594 2868
www.ronnetteriley.com

MEP Engineer:

Loring Consulting Engineers, Inc.
360 West 31st Street, 14th Floor
New York, NY 10001-2727
T 212-563 7400
www.loringengineers.com
New York City .Washington, DC . Princeton . Durham . Toronto

Structural Engineer:

Silman
32 Old Slip, 10th Floor
New York, NY 10005
T 212-620 7970
www.Silman.com

Rev	Date	Issue
-	11 JUN 2021	SD Submission
-	22 OCT 2021	DD Review
-	23 NOV 2021	Issue for DD 50%
-	4 MAR 2022	Issue for Final DD
-	6 DEC 2022	CD Review
-	28 FEB 2023	CD Final

Title

SPRINKLER 9TH AND 10TH FLOOR KEY PLAN

Date	06-11-2021
Project No.	12328.000
Drawing By	JF
CHK By	AS
Scale	AS NOTED

DOB Rev
SP-107.00
_ of ___

DOB SCAN

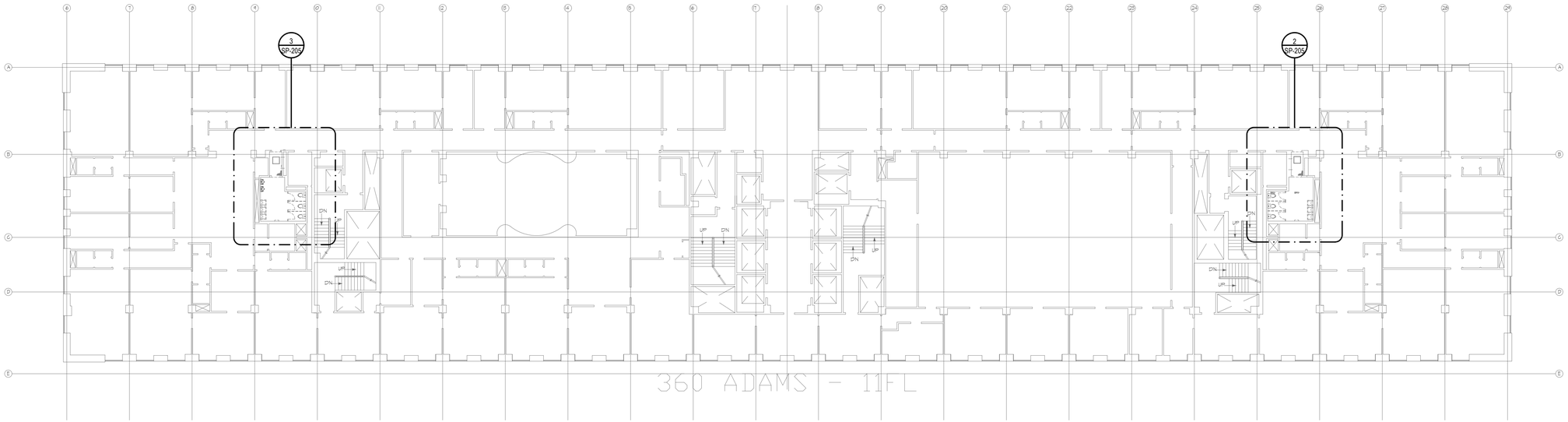

1 11TH FLOOR KEYPLAN - SOUTH
1/16"=1'-0"

N 0 8 16 32 FEET

KINGS COUNTY SUPREME COURT BUILDING ACCESSIBILITY RENOVATIONS

360 Adams Street
Brooklyn NY 11201

Conditions

ALL IDEAS, DESIGNS, ARRANGEMENTS AND PLANS INDICATED OR REPRESENTED BY THIS DRAWING ARE OWNED BY, AND THE PROPERTY OF RONNETTE RILEY ARCHITECT AND WERE CREATED, EVOLVED AND DEVELOPED FOR THE USE ON, AND IN CONNECTION WITH THE SPECIFIED PROJECT.
NONE OF SUCH IDEAS, DESIGNS, ARRANGEMENTS OR PLANS SHALL BE USED BY OR DISCLOSED TO ANY PERSON, FIRM OR CORPORATION FOR ANY PURPOSE WHATSOEVER WITHOUT THE WRITTEN PERMISSION OF RONNETTE RILEY ARCHITECT.

© Copyright Ronnette Riley *Architect* 2021

Ronnette Riley *Architect*

494 Eighth Avenue, 15th Floor
New York, NY 10001
T 212 594 4015
F 212 594 2868
www.ronnetteriley.com

MEP Engineer:

Loring Consulting Engineers, Inc.
360 West 31st Street, 14th Floor
New York, NY 10001-2727
T 212-563 7400
www.loringengineers.com
New York City .Washington, DC . Princeton . Durham . Toronto

Structural Engineer:

Silman
32 Old Slip, 10th Floor
New York, NY 10005
T 212-620 7970
www.Silman.com

Rev	Date	Issue
-	11 JUN 2021	SD Submission
-	22 OCT 2021	DD Review
-	23 NOV 2021	Issue for DD 50%
-	4 MAR 2022	Issue for Final DD
-	6 DEC 2022	CD Review
-	28 FEB 2023	CD Final

Title

SPRINKLER 11TH FLOOR KEY PLAN

Date	06-11-2021
Project No.	12328.000
Drawing By	JF
CHK By	AS
Scale	AS NOTED

DOB Rev
SP-108.00
_ of ___

DOB SCAN

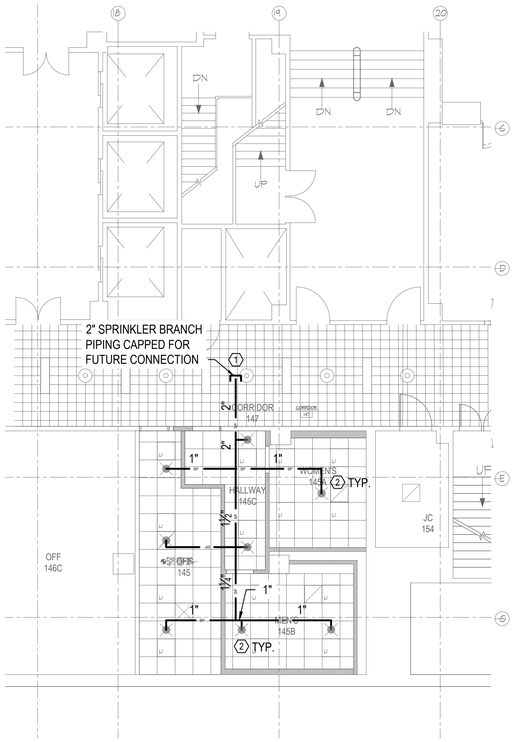

1 1ST FLOOR CONSTRUCTION PLAN
1/8"=1'-0"

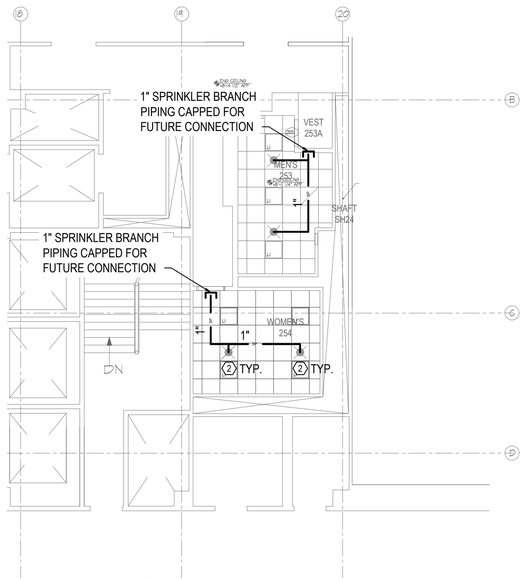

2 2ND FLOOR CONSTRUCTION PLAN
1/8"=1'-0"

KEY NOTES

1. SPRINKLER BRANCH PIPING CAPPED FOR FUTURE CONNECTION
2. PROVIDE SPRINKLER BRANCH PIPING WITH CAPPED OUTLET TO EACH PROPOSED CONCEALED SPRINKLER HEAD LOCATED ABOVE THE CEILING CONSTRUCTION. SPRINKLER PIPING SHALL EXTEND TO ACCEPT THE INSTALLATION OF THE CONCEALED SPRINKLER HEAD. CONTRACTOR TO PROVIDE LABELS AT CEILING TILE OR GYPSUM BOARD WHERE THE CAPPED OUTLET IS LOCATED ABOVE THE CEILING. TYPICAL FOR AREAS WITH A CEILING CONSTRUCTION.

GENERAL NOTES

1. SPRINKLER BRANCH CAPPED FOR FUTURE CONNECTION.
2. SPRINKLER HEADS ARE SHOWN FOR REFERENCE AND SHALL BE INSTALLED BY OTHERS, UNDER A SEPARATE APPLICATION.
3. PROVIDE CAPPED PIPE BEHIND AREA OF WORK FOR FUTURE CONNECTION TO SPRINKLER SYSTEM.

SPRINKLER SCHEDULE	
⊗	CONCEALED SPRINKLER HEAD (SHOWN FOR REFERENCE)

N 0 4 8 16 FEET

KINGS COUNTY SUPREME COURT BUILDING ACCESSIBILITY RENOVATIONS

360 Adams Street
Brooklyn NY 11201

Conditions

ALL IDEAS, DESIGNS, ARRANGEMENTS AND PLANS INDICATED OR REPRESENTED BY THIS DRAWING ARE OWNED BY, AND THE PROPERTY OF RONNETTE RILEY ARCHITECT AND WERE CREATED, EVOLVED AND DEVELOPED FOR THE USE ON, AND IN CONNECTION WITH THE SPECIFIED PROJECT.
NONE OF SUCH IDEAS, DESIGNS, ARRANGEMENTS OR PLANS SHALL BE USED BY OR DISCLOSED TO ANY PERSON, FIRM OR CORPORATION FOR ANY PURPOSE WHATSOEVER WITHOUT THE WRITTEN PERMISSION OF RONNETTE RILEY ARCHITECT.

© Copyright Ronnette Riley *Architect* 2021

Ronnette Riley *Architect*

494 Eighth Avenue, 15th Floor
New York, NY 10001
T 212 594 4015
F 212 594 2868
www.ronnetteriley.com

MEP Engineer:

Loring Consulting Engineers, Inc.
360 West 31st Street, 14th Floor
New York, NY 10001-2727
T 212-563 7400
www.loringengineers.com
New York City .Washington, DC . Princeton . Durham . Toronto

Structural Engineer:

Silman
32 Old Slip, 10th Floor
New York, NY 10005
T 212-620 7970
www.Silman.com

Rev	Date	Issue
-	11 JUN 2021	SD Submission
-	22 OCT 2021	DD Review
-	23 NOV 2021	Issue for DD 50%
-	4 MAR 2022	Issue for Final DD
-	6 DEC 2022	CD Review
-	28 FEB 2023	CD Final

Title

SPRINKLER 1ST AND 2ND FLOOR PARTIAL PLANS

Date	06-11-2021
Project No.	12328.000
Drawing By	JF
CHK By	AS
Scale	AS NOTED

DOB Rev
SP-201.00
_ of __

DOB SCAN

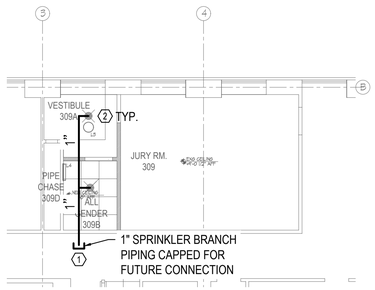

1 3RD FLOOR CONSTRUCTION PLAN
1/8"=1'-0"

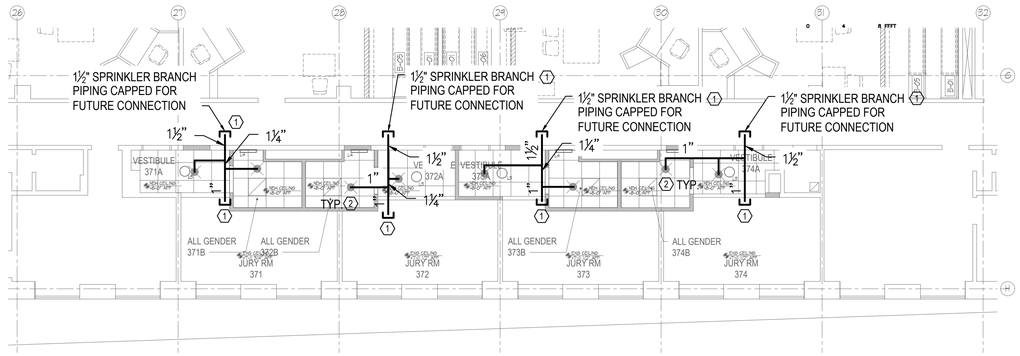

2 3RD FLOOR CONSTRUCTION PLAN
1/8"=1'-0"

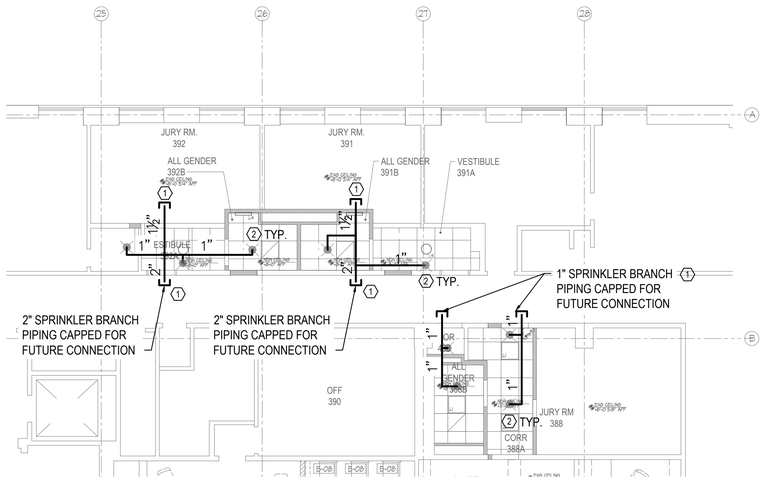

3 3RD FLOOR CONSTRUCTION PLAN
1/8"=1'-0"

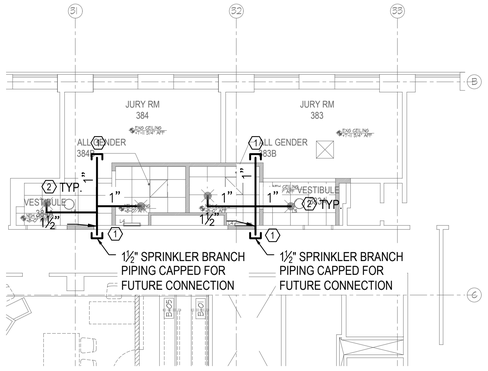

4 3RD FLOOR CONSTRUCTION PLAN
1/8"=1'-0"

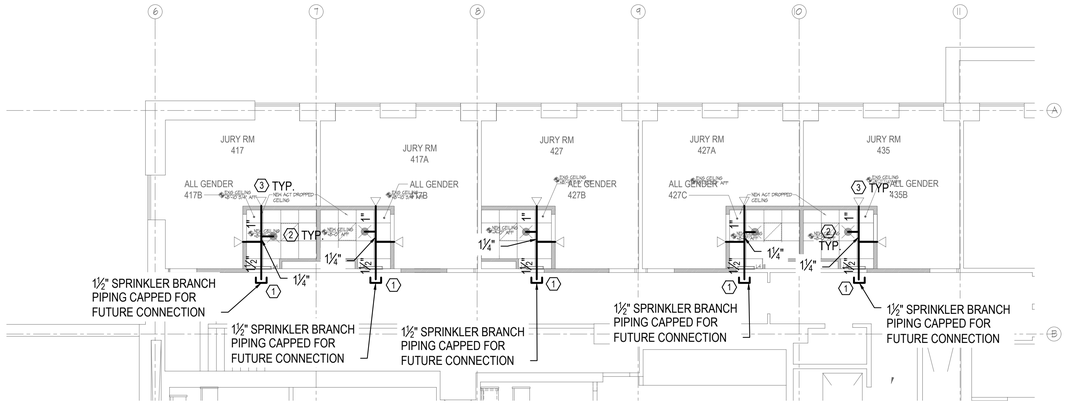

5 4TH FLOOR CONSTRUCTION PLAN
1/8"=1'-0"

KEY NOTES

1. SPRINKLER BRANCH PIPING CAPPED FOR FUTURE CONNECTION
2. PROVIDE SPRINKLER BRANCH PIPING WITH CAPPED OUTLET TO EACH PROPOSED CONCEALED SPRINKLER HEAD LOCATED ABOVE THE CEILING CONSTRUCTION. SPRINKLER PIPING SHALL EXTEND TO ACCEPT THE INSTALLATION OF THE CONCEALED SPRINKLER HEAD. CONTRACTOR TO PROVIDE LABELS AT CEILING TILE OR GYPSUM BOARD WHERE THE CAPPED OUTLET IS LOCATED ABOVE THE CEILING. TYPICAL FOR AREAS WITH A CEILING CONSTRUCTION.
3. PROVIDE SPRINKLER BRANCH PIPING WITH CAPPED OUTLET TO EACH PROPOSED SIDEWALL SPRINKLER HEAD LOCATED AT THE END OF WALL CONSTRUCTION. SPRINKLER PIPING SHALL EXTEND TO ACCEPT THE INSTALLATION OF THE SIDEWALL SPRINKLER HEAD. CONTRACTOR TO PROVIDE LABELS AT WALL WHERE THE CAPPED OUTLET IS LOCATED.

GENERAL NOTES

1. SPRINKLER BRANCH CAPPED FOR FUTURE CONNECTION.
2. SPRINKLER HEADS ARE SHOWN FOR REFERENCE AND SHALL BE INSTALLED BY OTHERS, UNDER A SEPARATE APPLICATION.
3. PROVIDE CAPPED PIPE BEHIND AREA OF WORK FOR FUTURE CONNECTION TO SPRINKLER SYSTEM.

SPRINKLER SCHEDULE	
✱	CONCEALED SPRINKLER HEAD (SHOWN FOR REFERENCE)
▽	SIDEWALL SPRINKLER HEAD (SHOWN FOR REFERENCE)

N 0 4 8 16 FEET

KINGS COUNTY SUPREME COURT BUILDING ACCESSIBILITY RENOVATIONS

360 Adams Street
Brooklyn NY 11201

Conditions

ALL IDEAS, DESIGNS, ARRANGEMENTS AND PLANS INDICATED OR REPRESENTED BY THIS DRAWING ARE OWNED BY, AND THE PROPERTY OF RONNETTE RILEY ARCHITECT AND WERE CREATED, EVOLVED AND DEVELOPED FOR THE USE ON, AND IN CONNECTION WITH THE SPECIFIED PROJECT.
NONE OF SUCH IDEAS, DESIGNS, ARRANGEMENTS OR PLANS SHALL BE USED BY OR DISCLOSED TO ANY PERSON, FIRM OR CORPORATION FOR ANY PURPOSE WHATSOEVER WITHOUT THE WRITTEN PERMISSION OF RONNETTE RILEY ARCHITECT.

© Copyright Ronnette Riley *Architect* 2021

Ronnette Riley *Architect*

494 Eighth Avenue, 15th Floor
New York, NY 10001
T 212 594 4015
F 212 594 2868
www.ronnetteriley.com

MEP Engineer:

Loring Consulting Engineers, Inc.
360 West 31st Street, 14th Floor
New York, NY 10001-2727
T 212-563 7400
www.loringengineers.com
New York City .Washington, DC . Princeton . Durham . Toronto

Structural Engineer:

Silman
32 Old Slip, 10th Floor
New York, NY 10005
T 212-620 7970
www.Silman.com

Rev	Date	Issue
-	11 JUN 2021	SD Submission
-	22 OCT 2021	DD Review
-	23 NOV 2021	Issue for DD 50%
-	4 MAR 2022	Issue for Final DD
-	6 DEC 2022	CD Review
-	28 FEB 2023	CD Final

Title

SPRINKLER 3RD & 4TH FLOOR PARTIAL PLANS

Date	06-11-2021
Project No.	12328.000
Drawing By	JF
CHK By	AS
Scale	AS NOTED

DOB Rev
SP-202.00
_ of __

DOB SCAN

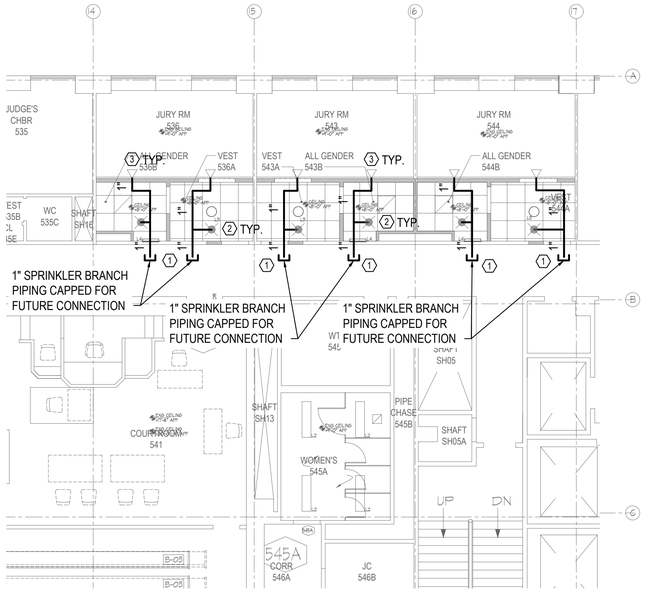

1 5TH FLOOR CONSTRUCTION PLAN
1/8"=1'-0"

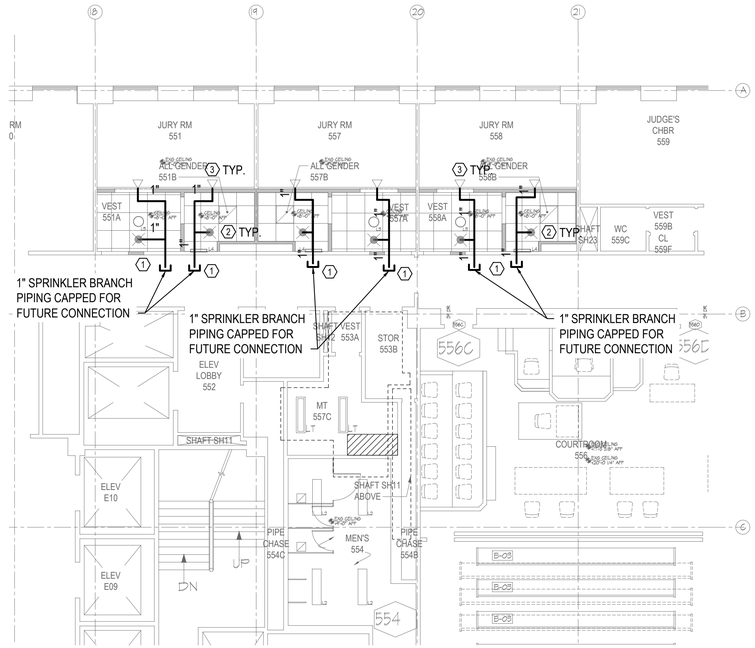

2 5TH FLOOR CONSTRUCTION PLAN
1/8"=1'-0"

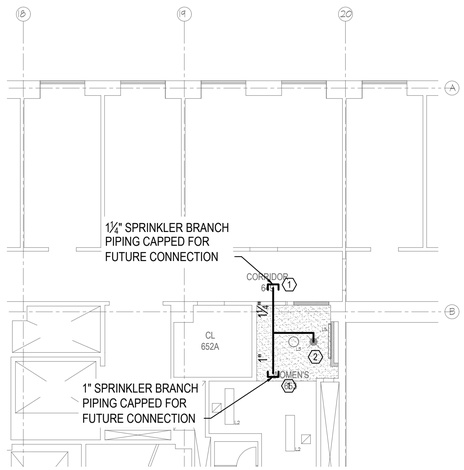

3 6TH FLOOR CONSTRUCTION PLAN
1/8"=1'-0"

KEY NOTES

1. SPRINKLER BRANCH PIPING CAPPED FOR FUTURE CONNECTION
2. PROVIDE SPRINKLER BRANCH PIPING WITH CAPPED OUTLET TO EACH PROPOSED CONCEALED SPRINKLER HEAD LOCATED ABOVE THE CEILING CONSTRUCTION. SPRINKLER PIPING SHALL EXTEND TO ACCEPT THE INSTALLATION OF THE CONCEALED SPRINKLER HEAD. CONTRACTOR TO PROVIDE LABELS AT CEILING TILE OR GYPSUM BOARD WHERE THE CAPPED OUTLET IS LOCATED ABOVE THE CEILING. TYPICAL FOR AREAS WITH A CEILING CONSTRUCTION.
3. PROVIDE SPRINKLER BRANCH PIPING WITH CAPPED OUTLET TO EACH PROPOSED SIDEWALL SPRINKLER HEAD LOCATED AT THE END OF WALL CONSTRUCTION. SPRINKLER PIPING SHALL EXTEND TO ACCEPT THE INSTALLATION OF THE SIDEWALL SPRINKLER HEAD. CONTRACTOR TO PROVIDE LABELS AT WALL WHERE THE CAPPED OUTLET IS LOCATED.

GENERAL NOTES

1. SPRINKLER BRANCH CAPPED FOR FUTURE CONNECTION.
2. SPRINKLER HEADS ARE SHOWN FOR REFERENCE AND SHALL BE INSTALLED BY OTHERS, UNDER A SEPARATE APPLICATION.
3. PROVIDE CAPPED PIPE BEHIND AREA OF WORK FOR FUTURE CONNECTION TO SPRINKLER SYSTEM.

SPRINKLER SCHEDULE	
⊠	CONCEALED SPRINKLER HEAD (SHOWN FOR REFERENCE)
▽	SIDEWALL SPRINKLER HEAD (SHOWN FOR REFERENCE)

N 0 4 8 16 FEET

KINGS COUNTY SUPREME COURT BUILDING ACCESSIBILITY RENOVATIONS

360 Adams Street
Brooklyn NY 11201

Conditions

ALL IDEAS, DESIGNS, ARRANGEMENTS AND PLANS INDICATED OR REPRESENTED BY THIS DRAWING ARE OWNED BY, AND THE PROPERTY OF RONNETTE RILEY ARCHITECT AND WERE CREATED, EVOLVED AND DEVELOPED FOR THE USE ON, AND IN CONNECTION WITH THE SPECIFIED PROJECT.
NONE OF SUCH IDEAS, DESIGNS, ARRANGEMENTS OR PLANS SHALL BE USED BY OR DISCLOSED TO ANY PERSON, FIRM OR CORPORATION FOR ANY PURPOSE WHATSOEVER WITHOUT THE WRITTEN PERMISSION OF RONNETTE RILEY ARCHITECT.

© Copyright Ronnette Riley *Architect* 2021

Ronnette Riley *Architect*

494 Eighth Avenue, 15th Floor
New York, NY 10001
T 212 594 4015
F 212 594 2868
www.ronnetteriley.com

MEP Engineer:

Loring Consulting Engineers, Inc.
360 West 31st Street, 14th Floor
New York, NY 10001-2727
T 212-563 7400
www.loringengineers.com
New York City .Washington, DC . Princeton . Durham . Toronto

Structural Engineer:

Silman
32 Old Slip, 10th Floor
New York, NY 10005
T 212-620 7970
www.Silman.com

Rev	Date	Issue
-	11 JUN 2021	SD Submission
-	22 OCT 2021	DD Review
-	23 NOV 2021	Issue for DD 50%
-	4 MAR 2022	Issue for Final DD
-	6 DEC 2022	CD Review
-	28 FEB 2023	CD Final

Title

SPRINKLER 5TH & 6TH FLOOR PARTIAL PLANS

Date	06-11-2021
Project No.	12328.000
Drawing By	JF
CHK By	AS
Scale	AS NOTED

DOB Rev
SP-203.00
_ of __

DOB SCAN

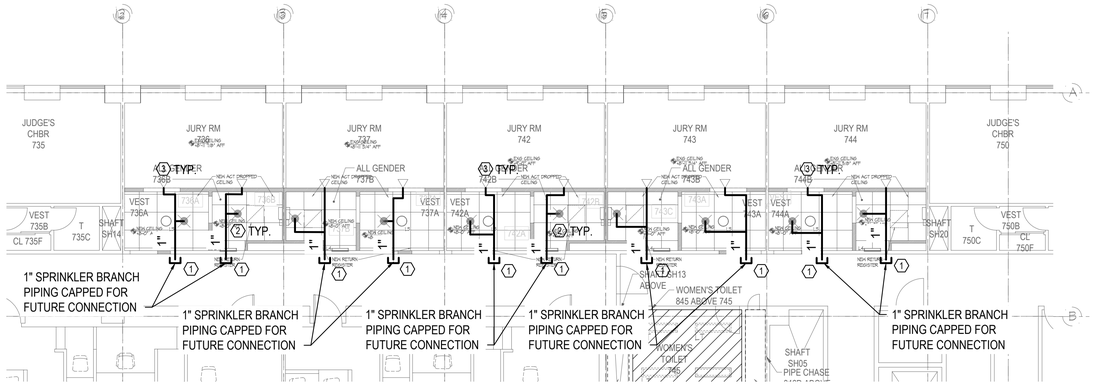

2 7TH FLOOR CONSTRUCTION PLAN
1/8"=1'-0"

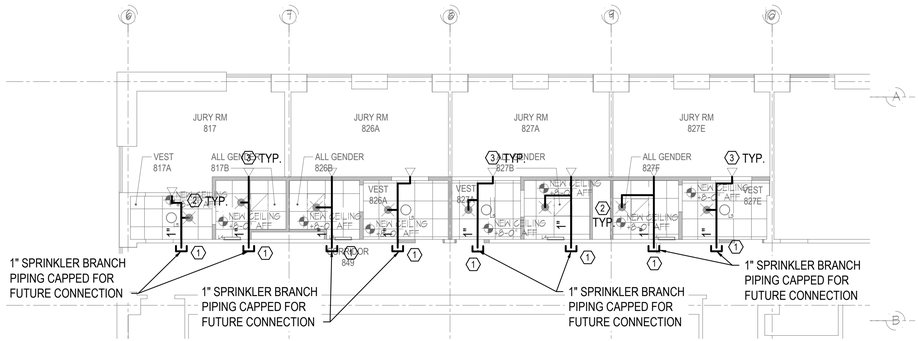

2 8TH FLOOR CONSTRUCTION PLAN PLAN
1/8"=1'-0"

KEY NOTES

1. SPRINKLER BRANCH PIPING CAPPED FOR FUTURE CONNECTION
2. PROVIDE SPRINKLER BRANCH PIPING WITH CAPPED OUTLET TO EACH PROPOSED CONCEALED SPRINKLER HEAD LOCATED ABOVE THE CEILING CONSTRUCTION. SPRINKLER PIPING SHALL EXTEND TO ACCEPT THE INSTALLATION OF THE CONCEALED SPRINKLER HEAD. CONTRACTOR TO PROVIDE LABELS AT CEILING TILE OR GYPSUM BOARD WHERE THE CAPPED OUTLET IS LOCATED ABOVE THE CEILING. TYPICAL FOR AREAS WITH A CEILING CONSTRUCTION.
3. PROVIDE SPRINKLER BRANCH PIPING WITH CAPPED OUTLET TO EACH PROPOSED SIDEWALL SPRINKLER HEAD LOCATED AT THE END OF WALL CONSTRUCTION. SPRINKLER PIPING SHALL EXTEND TO ACCEPT THE INSTALLATION OF THE SIDEWALL SPRINKLER HEAD. CONTRACTOR TO PROVIDE LABELS AT WALL WHERE THE CAPPED OUTLET IS LOCATED.

GENERAL NOTES

1. SPRINKLER BRANCH CAPPED FOR FUTURE CONNECTION.
2. SPRINKLER HEADS ARE SHOWN FOR REFERENCE AND SHALL BE INSTALLED BY OTHERS, UNDER A SEPARATE APPLICATION.
3. PROVIDE CAPPED PIPE BEHIND AREA OF WORK FOR FUTURE CONNECTION TO SPRINKLER SYSTEM.

SPRINKLER SCHEDULE	
⊠	CONCEALED SPRINKLER HEAD (SHOWN FOR REFERENCE)
▽	SIDEWALL SPRINKLER HEAD (SHOWN FOR REFERENCE)

N 0 4 8 16 FEET

KINGS COUNTY SUPREME COURT BUILDING ACCESSIBILITY RENOVATIONS

360 Adams Street
Brooklyn NY 11201

Conditions

ALL IDEAS, DESIGNS, ARRANGEMENTS AND PLANS INDICATED OR REPRESENTED BY THIS DRAWING ARE OWNED BY, AND THE PROPERTY OF RONNETTE RILEY ARCHITECT AND WERE CREATED, EVOLVED AND DEVELOPED FOR THE USE ON, AND IN CONNECTION WITH THE SPECIFIED PROJECT.
NONE OF SUCH IDEAS, DESIGNS, ARRANGEMENTS OR PLANS SHALL BE USED BY OR DISCLOSED TO ANY PERSON, FIRM OR CORPORATION FOR ANY PURPOSE WHATSOEVER WITHOUT THE WRITTEN PERMISSION OF RONNETTE RILEY ARCHITECT.

© Copyright Ronnette Riley *Architect* 2021

Ronnette Riley *Architect*

494 Eighth Avenue, 15th Floor
New York, NY 10001
T 212 594 4015
F 212 594 2868
www.ronnetteriley.com

MEP Engineer:

Loring Consulting Engineers, Inc.
360 West 31st Street, 14th Floor
New York, NY 10001-2727
T 212-563 7400
www.loringengineers.com
New York City .Washington, DC . Princeton . Durham . Toronto

Structural Engineer:

Silman
32 Old Slip, 10th Floor
New York, NY 10005
T 212-620 7970
www.Silman.com

Rev	Date	Issue
-	11 JUN 2021	SD Submission
-	22 OCT 2021	DD Review
-	23 NOV 2021	Issue for DD 50%
-	4 MAR 2022	Issue for Final DD
-	6 DEC 2022	CD Review
-	28 FEB 2023	CD Final

Title

SPRINKLER 7TH & 8TH FLOOR PARTIAL PLANS

Date	06-11-2021
Project No.	12328.000
Drawing By	JF
CHK By	AS
Scale	AS NOTED

DOB Rev
SP-204.00
_ of __

DOB SCAN

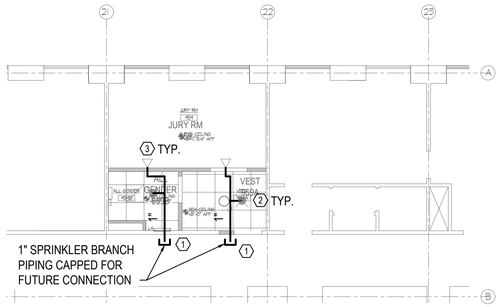

1 9TH FLOOR CONSTRUCTION PLAN
1/8"=1'-0"

KEY NOTES

1. SPRINKLER BRANCH PIPING CAPPED FOR FUTURE CONNECTION
2. PROVIDE SPRINKLER BRANCH PIPING WITH CAPPED OUTLET TO EACH PROPOSED CONCEALED SPRINKLER HEAD LOCATED ABOVE THE CEILING CONSTRUCTION. SPRINKLER PIPING SHALL EXTEND TO ACCEPT THE INSTALLATION OF THE CONCEALED SPRINKLER HEAD. CONTRACTOR TO PROVIDE LABELS AT CEILING TILE OR GYPSUM BOARD WHERE THE CAPPED OUTLET IS LOCATED ABOVE THE CEILING. TYPICAL FOR AREAS WITH A CEILING CONSTRUCTION.
3. PROVIDE SPRINKLER BRANCH PIPING WITH CAPPED OUTLET TO EACH PROPOSED SIDEWALL SPRINKLER HEAD LOCATED AT THE END OF WALL CONSTRUCTION. SPRINKLER PIPING SHALL EXTEND TO ACCEPT THE INSTALLATION OF THE SIDEWALL SPRINKLER HEAD. CONTRACTOR TO PROVIDE LABELS AT WALL WHERE THE CAPPED OUTLET IS LOCATED.

GENERAL NOTES

1. SPRINKLER BRANCH CAPPED FOR FUTURE CONNECTION.
2. SPRINKLER HEADS ARE SHOWN FOR REFERENCE AND SHALL BE INSTALLED BY OTHERS, UNDER A SEPARATE APPLICATION.
3. PROVIDE CAPPED PIPE BEHIND AREA OF WORK FOR FUTURE CONNECTION TO SPRINKLER SYSTEM.

SPRINKLER SCHEDULE	
◉	CONCEALED SPRINKLER HEAD (SHOWN FOR REFERENCE)
▽	SIDEWALL SPRINKLER HEAD (SHOWN FOR REFERENCE)

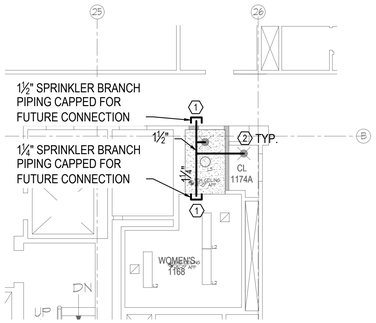

2 11TH FLOOR CONSTRUCTION PLAN
1/8"=1'-0"

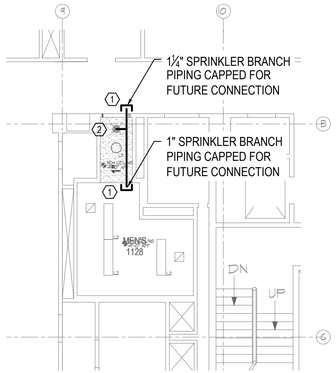

3 11TH FLOOR CONSTRUCTION PLAN
1/8"=1'-0"

N 0 4 8 16 FEET

KINGS COUNTY SUPREME COURT BUILDING ACCESSIBILITY RENOVATIONS

360 Adams Street
Brooklyn NY 11201

Conditions

ALL IDEAS, DESIGNS, ARRANGEMENTS AND PLANS INDICATED OR REPRESENTED BY THIS DRAWING ARE OWNED BY, AND THE PROPERTY OF RONNETTE RILEY ARCHITECT AND WERE CREATED, EVOLVED AND DEVELOPED FOR THE USE ON, AND IN CONNECTION WITH THE SPECIFIED PROJECT.
NONE OF SUCH IDEAS, DESIGNS, ARRANGEMENTS OR PLANS SHALL BE USED BY OR DISCLOSED TO ANY PERSON, FIRM OR CORPORATION FOR ANY PURPOSE WHATSOEVER WITHOUT THE WRITTEN PERMISSION OF RONNETTE RILEY ARCHITECT.

© Copyright Ronnette Riley *Architect* 2021

Ronnette Riley *Architect*

494 Eighth Avenue, 15th Floor
New York, NY 10001
T 212 594 4015
F 212 594 2868
www.ronnetteriley.com

MEP Engineer:

Loring Consulting Engineers, Inc.
360 West 31st Street, 14th Floor
New York, NY 10001-2727
T 212-563 7400
www.loringengineers.com
New York City .Washington, DC . Princeton . Durham . Toronto

Structural Engineer:

Silman
32 Old Slip, 10th Floor
New York, NY 10005
T 212-620 7970
www.Silman.com

Rev	Date	Issue
-	11 JUN 2021	SD Submission
-	22 OCT 2021	DD Review
-	23 NOV 2021	Issue for DD 50%
-	4 MAR 2022	Issue for Final DD
-	6 DEC 2022	CD Review
-	28 FEB 2023	CD Final

Title

SPRINKLER 9TH, 10TH, & 11TH FLOOR PARTIAL PLANS

Date	06-11-2021
Project No.	12328.000
Drawing By	JF
CHK By	AS
Scale	AS NOTED

DOB Rev
SP-205.00
_ of __

DOB SCAN